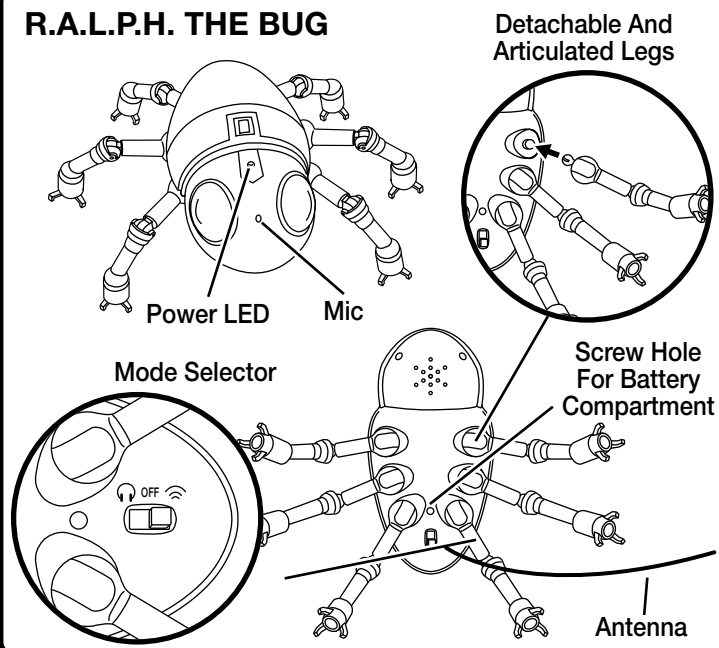


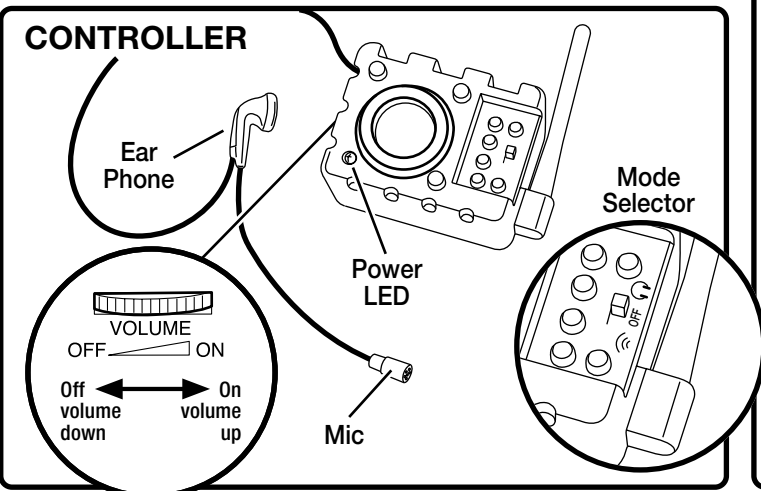


## R.A.L.P.H. THE BUG LISTENING DEVICE

### R.A.L.P.H. THE BUG



### CONTROLLER



### Power On the Controller :

1. Switch the controller on by turning the Power/Volume to the right.
2. Set volume at the LOWEST level.
3. Inset earphone into your ear.

### Listening Mode :

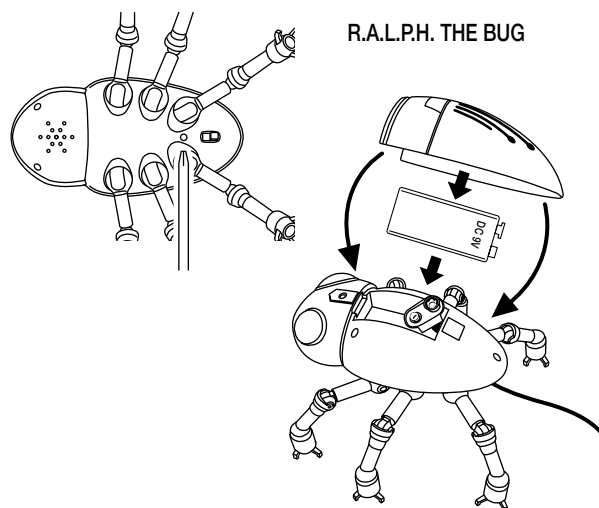
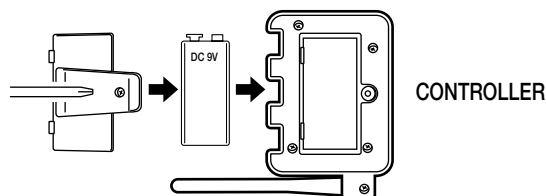
1. Power on the controller as shown above #1 - #3.
2. Adjust the volume on controller slowly to comfortable level.
3. Switch the mode selector on Bug and Controller to Listening Mode, "🎧".

### Broadcasting Mode :

1. Power on the controller as shown above #1 - #3.
2. Switch the mode selector on Bug and Controller to Broadcasting Mode, "📡".

### Battery Replacement :

Adults - When sound is distorted or light is dim, use phillips head screwdriver (not included) to open battery compartment on rear of Bug and Controller. Replace the old battery with a new 9V alkaline battery as shown.



### CAUTION :

Your R.A.L.P.H. Bug and Controller have been adjusted to receive each others signals. Any tampering or modification of the internal parts of the R.A.L.P.H. Bug and Controller could disrupt communication.

### CAUTION :

- Do not use rechargeable batteries.
- An adult should help to replace the batteries.
- Non-rechargeable batteries are not to be recharged.
- Batteries are to be inserted with the correct polarity.
- Packaging has to be kept since it contains important information.
- Exhausted batteries are to be removed from the toy.
- The supply terminals are not to be short-circuited.
- Only batteries of the same type as recommended are to be used.
- Do not mix old and new batteries. do not mix alkaline, standard (carbon-zinc), or rechargeable (nickel-cadmium) batteries.
- Do not dispose of batteries in fire; batteries may explode or leak.

This device complies with Part 15 of the FCC RULES. Operation is subject to the following two conditions: (1) this device may not cause harmful interference, and (2) this device must accept any interference received, including interference that may cause undesired operation.

Each unit use one 9V battery (not included)

### FCC ID : QB2-32550

Warning: Changes or modifications to this unit not expressly approved by the party responsible for compliance could void the user's authority to operation the equipment.

NOTE: This equipment has been tested and found to comply with the limits for a Class B digital device, pursuant to Part 15 of the FCC Rules. These limits are designed to provide reasonable protection against harmful interference in a residential installation. This equipment generates, uses and can radiate radio frequency energy and, if not installed and used in accordance with the instructions, may cause harmful interference to radio communications. However, there is no guarantee that interference will not occur in a particular installation. If this equipment does cause harmful interference to radio or television reception, which can be determined by turning the equipment off and on, the user is encouraged to try to correct the interference by one or more of the following measures.

- Reorient or relocate the receiving antenna.
- Increase the separation between the equipment and receiver.
- Connect the equipment into an outlet on a circuit different from that to which the receiver is needed.
- Consult the dealer or an experienced radio/ TV technician for help.

© 2002 Play Along (Hong Kong) Ltd.  
Marketed by Play Along, Inc., 6600 N. Andrews Avenue, Suite 350, Ft. Lauderdale, FL 33309.  
Play Along products are safety tested and comply with ASTM F963.

**DIMENSION**

© MIRAMAX Film Corp. 2002.  
SPY KIDS™ is a trademark and the exclusive property of Miramax Film Corp. under license from Dimension Films, division of Miramax Film Corp. All Rights Reserved.

For Ages Over 4

**WARNING:**  
CHOKING HAZARD—Small parts.  
Not for children under 3 years.



Printed in China

32550