

### STEP 3 - Ending the Game.

- ♥ If you CANNOT FIND the bear within 8 minutes, the bear, through the finder, will ask you if you still want to play. Press the **PLAY** button on your finder within 2 minutes to continue playing, otherwise the finder will go to sleep mode.
- ♥ If you continue to play and still cannot find the bear after another 8 minutes, your CB finder and bear will then go to sleep.
- ♥ If you **FIND** the bear and you want to play again, you have 2 minutes to have someone hide the bear. Press the **START** button on mini finder to reset or to start a new game, otherwise the Care Bear and unit will go to sleep.

### NOTES:

- ♥ If Care Bear Finder does not turn ON, try one of the following:
  - A) Have an adult remove batteries and put them back in their compartment, making sure the polarity is orientated correctly.
  - B) Make sure battery cover is secure.
  - C) Install new batteries.
- ♥ If Care Bear Finder does not pick up a signal until it is very close to the Care Bear, have an adult install new batteries in Care Bear.
- ♥ If Care Bear Finder does not pick up a signal and the Star Buddy lights are dim, have an adult install new batteries in the Care Bear Finder.

### BATTERY SAFETY INFORMATION

1. An adult should replace the batteries.
2. Do not use rechargeable batteries.
3. Non-rechargeable batteries are not to be recharged.
4. Do not mix alkaline, standard (carbon-zinc), or rechargeable (nickel-cadmium) batteries.
5. Do not mix old and new batteries.
6. Only batteries of the same or equivalent type as recommended are to be used.
7. Batteries are to be inserted with the correct polarity.
8. Exhausted batteries are to be removed from the toy.
9. The supply terminals are not to be short-circuited.
10. Dispose of batteries safely. Do not dispose of in a fire as batteries may explode or leak.

**WARNING:** Changes or modifications to this unit not expressly approved by the party responsible for compliance could void the user's authority to operate the equipment.

**NOTE:** This equipment has been tested and found to comply with the limits for a Class B digital device, pursuant to Part 15 of the FCC Rules. These limits are designed to provide reasonable protection against harmful interference in a residential installation. This equipment generates, uses and can radiate radio frequency energy and, if not installed and used in accordance with the instructions, may cause harmful interference to radio communications.

However, there is no guarantee that interference will not occur in a particular installation. If this equipment does cause harmful interference to radio or television reception, which can be determined by turning the equipment off and on, the user is encouraged to try to correct the interference by one or more of the following measures:

- Reorient or relocate the receiving antenna.
- Increase the separation between the equipment and receiver.
- Connect the equipment into an outlet on a circuit different from that to which the receiver is connected.
- Consult the dealer or an experienced radio/TV technician for help.



Care Bears™ and related trademarks ©2006 Those Characters From Cleveland, Inc. Play Along® & ©2006 Play Along, a division of JAKKS Pacific, Inc. All Rights Reserved. TCFC is a subsidiary of American Greetings. American Greetings with rose logo is a trademark of AGC, Inc. Manufactured under license by Play Along (Hong Kong) Ltd. Marketed by Play Along, 800 Fairway Drive, Suite 295, Deerfield Beach, FL 33441, USA. Play Along products are safety tested and comply with ASTM F963.

Made in China.

Each sold separately, subject to availability. Colors and styles may vary from photos as we continue to modify and improve our products.

### ADULTS NOTE:

Remove tag and all plastic fasteners before giving toy to children.

Requires 6 "AA" 1.5v batteries, includes 3 "AA" 1.5v batteries. Batteries included are for demonstration purposes only and may need to be replaced by the consumer.

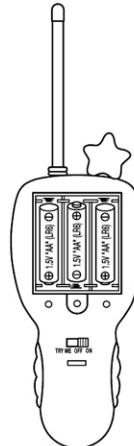
CB31805US041106R00P0115

## Instructions

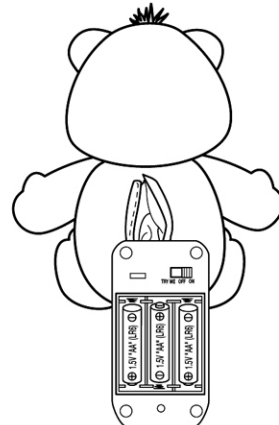
For Ages 4 and Up



## Contents:



CARE BEAR FINDER  
(3AA Batteries Included)



CARE BEAR  
(3AA Batteries NOT Included)

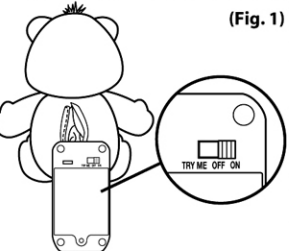
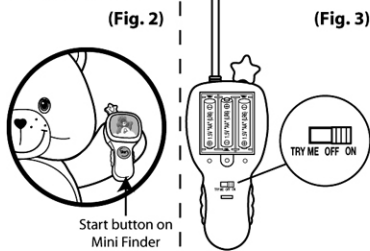
**NOTE:** Detach and discard wire attaching Care Bear Finder to the back of Care Bear before use.

**ADULT SUPERVISION REQUIRED**

Save these instructions for future reference as they contain important information. Performance of Hide and Seek Bear may vary in different conditions.

## Play Setup:

### STEP 1 — Hiding the Care Bear.


- ♥ Switch the bear to the **ON** position (Fig. 1).
  - ♥ Press the **START** button on bear's mini finder (Fig. 2).
- 
- 
- ♥ Switch Care Bear Finder to **ON** position (Fig. 3).
  - ♥ The bear will greet you and ask you to "Have someone hide Secret Bear".
  - ♥ Have someone hide the Care Bear, or have a friend hide with the Care Bear (Fig. 4).

### Helpful Suggestions for Hiding the Care Bear

- ♥ Make sure the Care Bear is in the sitting position, with the head upright.



**CORRECT**




**INCORRECT**

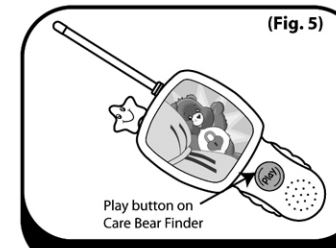
- ♥ Hide with adult supervision.
- ♥ For best results, keep your Care Bear indoors and hide it at ground level.
- ♥ Do not hide the Care Bear in a tightly sealed container such as a refrigerator or oven as the signal will not work.
- ♥ Do NOT hide the Care Bear near any communications device (e.g. computer, mobile phone, etc.).
- ♥ Do not let the Care Bear get wet.

## Play Setup: Continued

### STEP 2 — Finding the Care Bear.



(Fig. 4)



(Fig. 5)

Play button on  
Care Bear Finder

- ♥ Once the bear is hidden and you are ready to search, press **PLAY** again and begin the game. If you don't press the **PLAY** button on your finder, it will go to sleep mode (Fig. 5).
- ♥ You will hear phrases every 3 seconds and they will guide you to the hiding place. You can also press the **PLAY** button to hear these phrases.

### How it works:

- ♥ If you are further than 15 feet, you will continue to hear a series of fun phrases, ie: "I'm hiding! Come find me."
- ♥ When you come within 15 feet of the bear or closer, a different series of phrases will let you know you are getting closer. ie: "You're getting warmer!"
- ♥ When you are within 1-3 feet of the Care Bear, you will hear "Hooray! You found me!", and the light on the Care Bear Finder will blink quickly.

**HINT:** Watch the blinking Star Buddy on top of your Care Bear Finder's antenna. It will let you know when you get closer. The faster the Star Buddy blinks, the closer you are to finding the Care Bear.

