Channel	802.11n40 CH54	Frequency	5270 MHz
Frequency Range	Above 1G	Detector Function	PK/AV

Vertical

NO.	Freq. [MHz]	Reading [dBµV/m]	Factor [dB]	Level [dBµV/m]	Limit [dBµV/m]	Margin [dB]	Height [cm]	Angle [°]	Detector
1	5107.5038	35.40	7.95	43.35	54.00	10.65	154	306	AV
2	5107.9840	47.39	7.97	55.36	74.00	18.64	0	89	PK
3	5150.0000	45.77	8.03	53.80	74.00	20.20	251	308	PK
4	5150.0000	35.61	8.03	43.64	54.00	10.36	130	308	AV
5	5268.8644	97.73	8.73	106.46			190	298	PK
6	5271.2656	88.41	8.64	97.05			71	291	AV
7	5350.0000	47.09	9.96	57.05	74.00	16.95	209	291	PK
8	5350.0000	37.03	9.96	46.99	54.00	7.01	150	289	AV
9	5378.8394	48.28	10.10	58.38	74.00	15.62	278	308	PK
10	5378.8394	36.79	10.10	46.89	54.00	7.11	279	304	AV
11	10540.0000	27.31	14.39	41.70	68.20	26.50	328	30	PK
12	10540.0000	17.85	14.39	32.24	54.00	21.76	157	211	AV
13	15810.0000	23.94	20.56	44.50	74.00	29.50	383	280	PK
14	15810.0000	13.60	20.56	34.16	54.00	19.84	237	119	AV

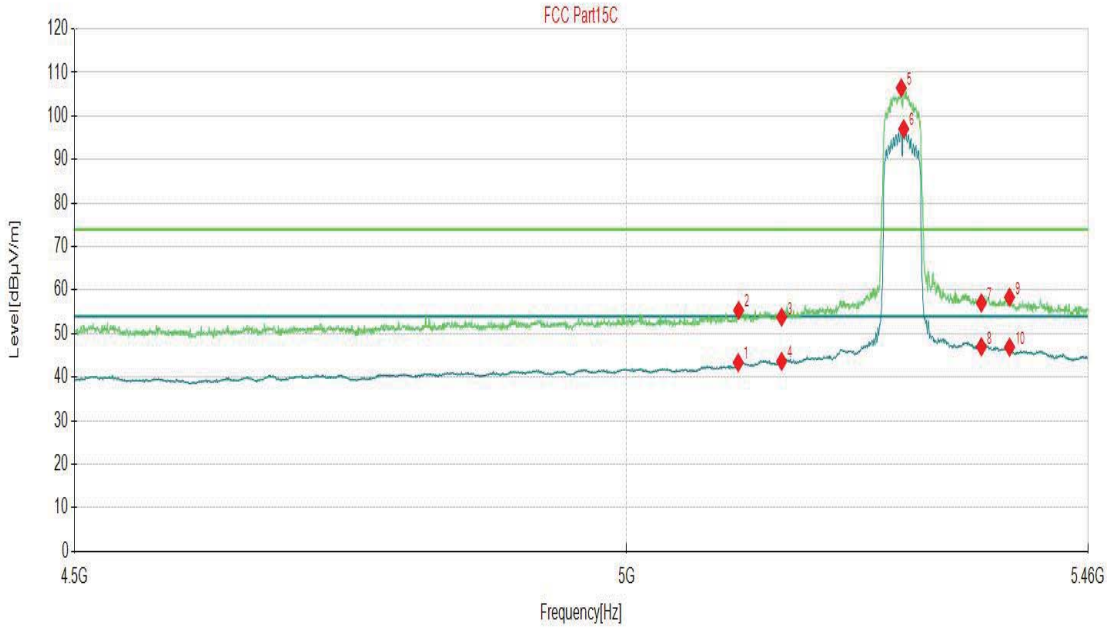

Remark: 1. The emission levels of other frequencies were greater than 20dB margin.
2. Level (dBuV/m) = Reading (dBuV/m) + Factor (dB).
3. Factor (dB/m) = Antenna Factor (dB/m) + Cable Factor (dB).
4. Margin(dB) = Limit[dBµV/m] - Level [dBµV/m]

Channel	802.11n40 CH62	Frequency	5310 MHz
Frequency Range	Above 1G	Detector Function	PK/AV

Horizontal

NO.	Freq. [MHz]	Reading [dBµV/m]	Factor [dB]	Level [dBµV/m]	Limit [dBµV/m]	Margin [dB]	Height [cm]	Angle [°]	Detector
1	5308.7244	78.16	9.16	87.32			377	152	AV
2	5311.1256	86.19	9.19	95.38			262	152	PK
3	5350.0000	34.25	9.96	44.21	54.00	9.79	371	78	AV
4	5350.0000	46.20	9.96	56.16	74.00	17.84	242	233	PK
5	5398.5293	34.66	10.03	44.69	54.00	9.31	328	104	AV
6	5402.3712	46.61	10.09	56.70	74.00	17.30	152	138	PK
7	10620.0000	26.64	14.27	40.91	74.00	33.09	352	3	PK
8	10620.0000	17.50	14.27	31.77	54.00	22.23	340	350	AV
9	15930.0000	22.81	21.20	44.01	74.00	29.99	130	155	PK
10	15930.0000	13.28	21.20	34.48	54.00	19.52	301	1	AV

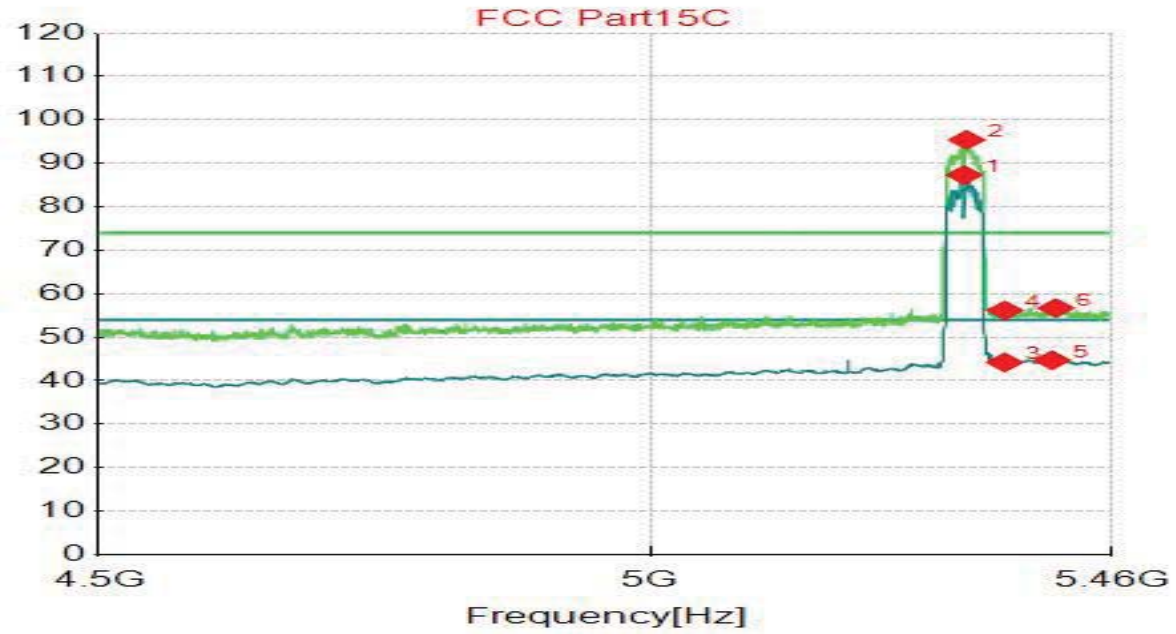

Remark: 1. The emission levels of other frequencies were greater than 20dB margin.
2. Level (dBuV/m) = Reading (dBuV/m) + Factor (dB).
3. Factor (dB/m) = Antenna Factor (dB/m) + Cable Factor (dB).
4. Margin(dB) = Limit[dBµV/m] - Level [dBµV/m]

Channel	802.11n40 CH62	Frequency	5310 MHz
Frequency Range	Above 1G	Detector Function	PK/AV

Vertical

NO.	Freq. [MHz]	Reading [dBµV/m]	Factor [dB]	Level [dBµV/m]	Limit [dBµV/m]	Margin [dB]	Height [cm]	Angle [°]	Detector
1	5312.0860	98.26	9.16	107.42			200	282	PK
2	5312.5663	89.30	9.15	98.45			309	293	AV
3	5350.0000	39.50	9.96	49.46	54.00	4.54	279	293	AV
4	5350.0000	50.90	9.96	60.86	74.00	13.14	309	308	PK
5	5370.6753	49.30	9.94	59.24	74.00	14.76	342	289	PK
6	5373.0765	38.24	9.99	48.23	54.00	5.77	204	297	AV
7	10620.0000	26.44	14.27	40.71	74.00	33.29	301	294	PK
8	10620.0000	17.64	14.27	31.91	54.00	22.09	269	208	AV
9	15930.0000	22.11	21.20	43.31	74.00	30.69	177	83	PK
10	15930.0000	12.92	21.20	34.12	54.00	19.88	146	245	AV

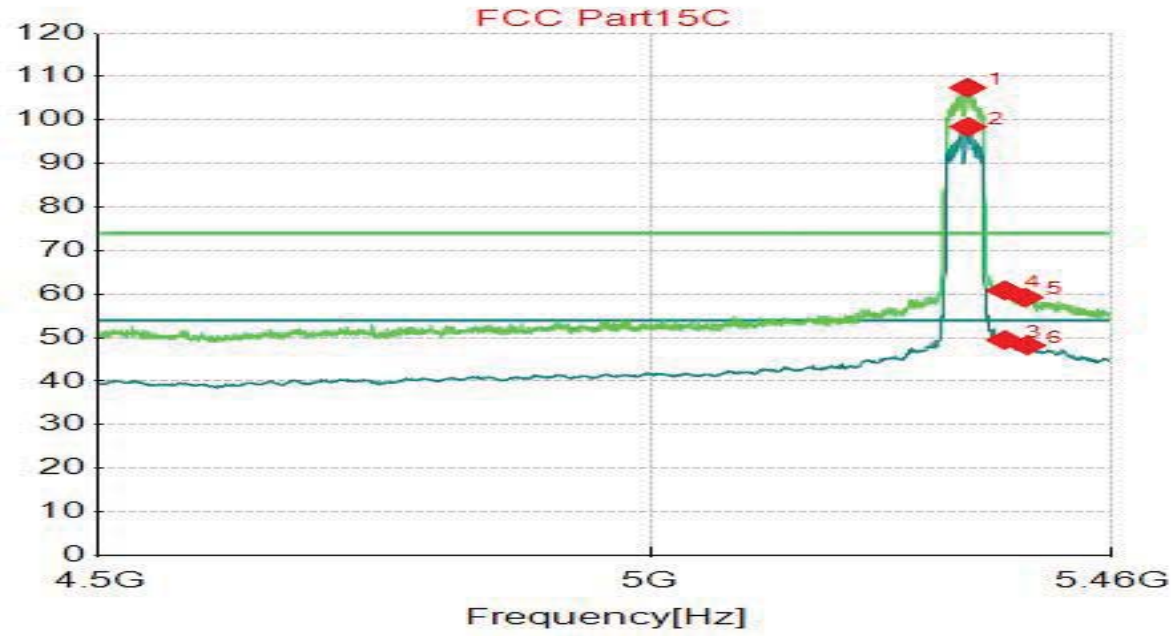

Remark: 1. The emission levels of other frequencies were greater than 20dB margin.
2. Level (dBuV/m) = Reading (dBuV/m) + Factor (dB).
3. Factor (dB/m) = Antenna Factor (dB/m) + Cable Factor (dB).
4. Margin(dB) = Limit[dBµV/m] - Level [dBµV/m]

Channel	802.11ac80 CH58	Frequency	5290 MHz
Frequency Range	Above 1G	Detector Function	PK/AV

Horizontal

NO.	Freq. [MHz]	Reading [dBµV/m]	Factor [dB]	Level [dBµV/m]	Limit [dBµV/m]	Margin [dB]	Height [cm]	Angle [°]	Detector
1	5107.9840	47.19	7.97	55.16	74.00	18.84	212	218	PK
2	5112.7864	34.67	7.99	42.66	54.00	11.34	207	270	AV
3	5150.0000	44.68	8.03	52.71	74.00	21.29	111	182	PK
4	5150.0000	34.20	8.03	42.23	54.00	11.77	54	329	AV
5	5294.7974	72.08	8.72	80.80			284	152	AV
6	5295.2776	80.86	8.73	89.59			275	150	PK
7	5350.0000	44.86	9.96	54.82	74.00	19.18	384	359	PK
8	5350.0000	34.26	9.96	44.22	54.00	9.78	26	270	AV
9	5396.6083	34.73	10.03	44.76	54.00	9.24	167	161	AV
10	5400.4502	46.88	10.03	56.91	74.00	17.09	0	32	PK
11	10580.0000	27.02	14.11	41.13	68.20	27.07	263	244	PK
12	10580.0000	17.56	14.11	31.67	54.00	22.33	324	99	AV
13	15870.0000	22.65	20.81	43.46	74.00	30.54	331	23	PK
14	15870.0000	13.73	20.81	34.54	54.00	19.46	351	175	AV

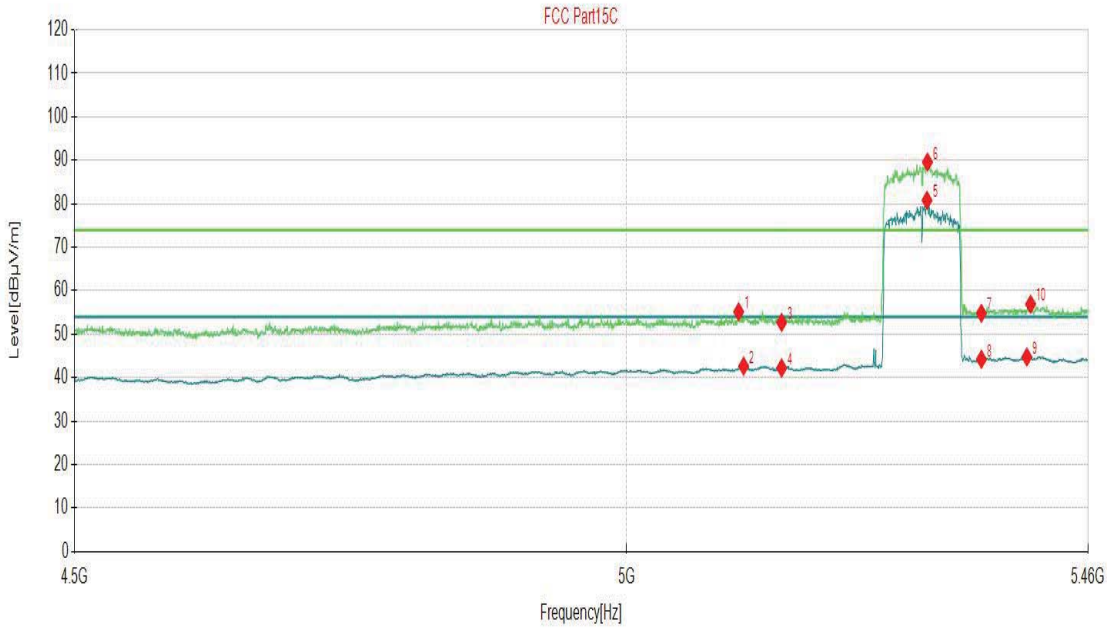

Remark: 1. The emission levels of other frequencies were greater than 20dB margin.
2. Level (dBuV/m) = Reading (dBuV/m) + Factor (dB).
3. Factor (dB/m) = Antenna Factor (dB/m) + Cable Factor (dB).
4. Margin(dB) = Limit[dBµV/m] - Level [dBµV/m]

Channel	802.11ac80 CH58	Frequency	5290 MHz
Frequency Range	Above 1G	Detector Function	PK/AV

Vertical

NO.	Freq. [MHz]	Reading [dBμV/m]	Factor [dB]	Level [dBμV/m]	Limit [dBμV/m]	Margin [dB]	Height [cm]	Angle [°]	Detector
1	5115.1876	46.79	7.91	54.70	74.00	19.30	128	154	PK
2	5132.9565	35.02	8.16	43.18	54.00	10.82	102	296	AV
3	5150.0000	46.12	8.03	54.15	74.00	19.85	390	35	PK
4	5150.0000	35.02	8.03	43.05	54.00	10.95	84	309	AV
5	5292.3962	92.89	8.67	101.56			113	286	PK
6	5293.3567	83.09	8.69	91.78			364	307	AV
7	5350.0000	38.80	9.96	48.76	54.00	5.24	214	307	AV
8	5350.0000	49.69	9.96	59.65	74.00	14.35	352	292	PK
9	5371.6358	37.50	9.96	47.46	54.00	6.54	188	290	AV
10	5386.0430	48.88	10.08	58.96	74.00	15.04	122	292	PK
11	10580.0000	26.52	14.11	40.63	68.20	27.57	209	222	PK
12	10580.0000	17.71	14.11	31.82	54.00	22.18	354	122	AV
13	15870.0000	22.11	20.81	42.92	74.00	31.08	292	321	PK
14	15870.0000	13.57	20.81	34.38	54.00	19.62	354	328	AV

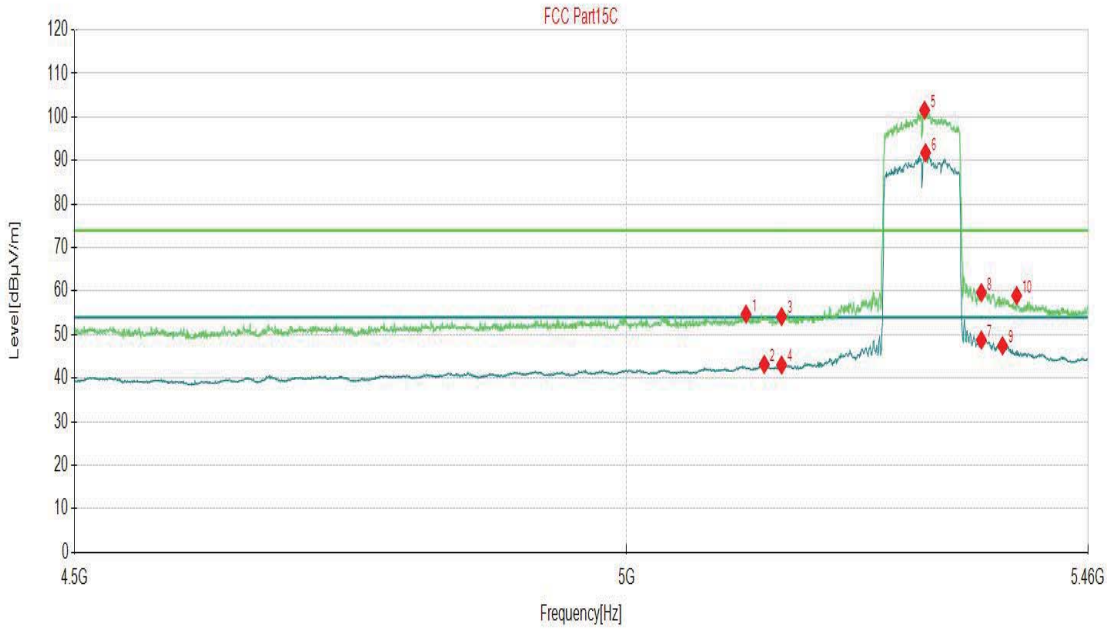

Remark: 1. The emission levels of other frequencies were greater than 20dB margin.
2. Level (dBuV/m) = Reading (dBuV/m) + Factor (dB).
3. Factor (dB/m) = Antenna Factor (dB/m) + Cable Factor (dB).
4. Margin(dB) = Limit[dBμV/m] - Level [dBμV/m]

Channel	802.11ax80 CH58	Frequency	5290 MHz
Frequency Range	Above 1G	Detector Function	PK/AV

Horizontal

NO.	Freq. [MHz]	Reading [dBµV/m]	Factor [dB]	Level [dBµV/m]	Limit [dBµV/m]	Margin [dB]	Height [cm]	Angle [°]	Detector
1	5111.3457	47.19	8.03	55.22	74.00	18.78	211	132	PK
2	5113.7469	34.64	7.96	42.60	54.00	11.40	177	157	AV
3	5150.0000	45.41	8.03	53.44	74.00	20.56	243	172	PK
4	5150.0000	34.17	8.03	42.20	54.00	11.80	93	185	AV
5	5293.3567	80.88	8.69	89.57			35	155	PK
6	5293.3567	70.37	8.69	79.06			267	153	AV
7	5350.0000	45.38	9.96	55.34	74.00	18.66	29	130	PK
8	5350.0000	34.16	9.96	44.12	54.00	9.88	27	359	AV
9	5374.9975	34.75	10.02	44.77	54.00	9.23	253	132	AV
10	5378.3592	46.51	10.09	56.60	74.00	17.40	360	37	PK
11	10580.0000	26.57	14.11	40.68	68.20	27.52	102	49	PK
12	10580.0000	17.66	14.11	31.77	54.00	22.23	119	212	AV
13	15870.0000	22.59	20.81	43.40	74.00	30.60	307	129	PK
14	15870.0000	13.47	20.81	34.28	54.00	19.72	181	236	AV

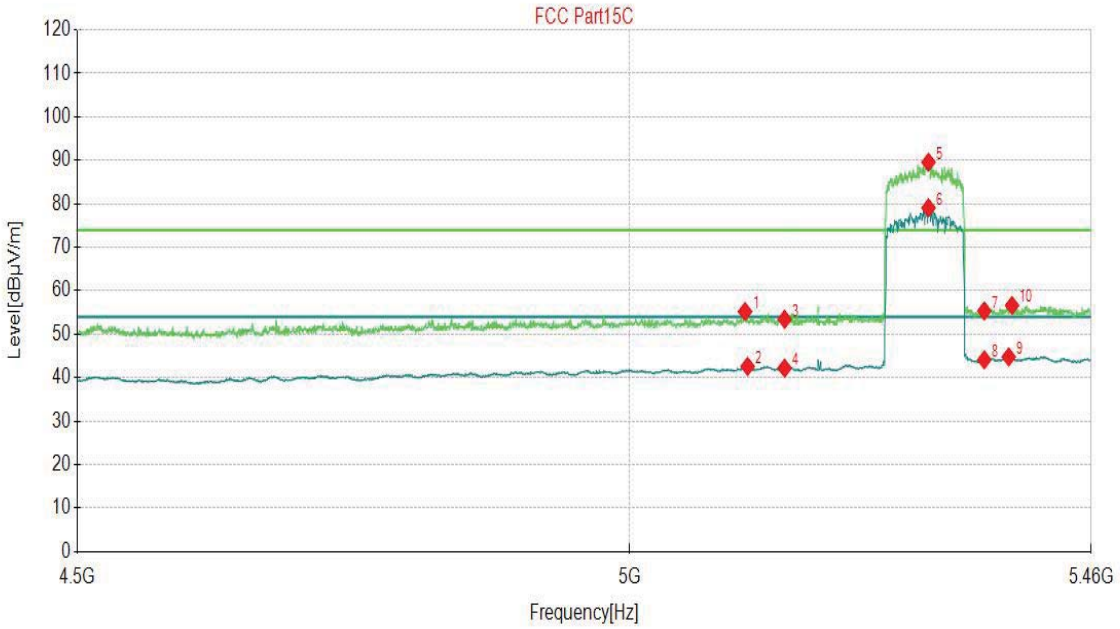

Remark: 1. The emission levels of other frequencies were greater than 20dB margin.
2. Level (dBuV/m) = Reading (dBuV/m) + Factor (dB).
3. Factor (dB/m) = Antenna Factor (dB/m) + Cable Factor (dB).
4. Margin(dB) = Limit[dBµV/m] - Level [dBµV/m]

Channel	802.11ax80 CH58	Frequency	5290 MHz
Frequency Range	Above 1G	Detector Function	PK/AV

Vertical

NO.	Freq. [MHz]	Reading [dBμV/m]	Factor [dB]	Level [dBμV/m]	Limit [dBμV/m]	Margin [dB]	Height [cm]	Angle [°]	Detector
1	5071.9660	46.99	7.48	54.47	74.00	19.53	137	37	PK
2	5110.3852	34.80	8.07	42.87	54.00	11.13	287	307	AV
3	5150.0000	45.34	8.03	53.37	74.00	20.63	117	273	PK
4	5150.0000	34.49	8.03	42.52	54.00	11.48	86	330	AV
5	5291.4357	93.69	8.66	102.35			377	288	PK
6	5292.8764	81.56	8.68	90.24			99	307	AV
7	5350.0000	47.65	9.96	57.61	74.00	16.39	399	298	PK
8	5350.0000	37.81	9.96	47.77	54.00	6.23	26	298	AV
9	5365.3927	37.32	9.99	47.31	54.00	6.69	367	292	AV
10	5366.3532	49.15	9.97	59.12	74.00	14.88	253	273	PK
11	10580.0000	26.87	14.11	40.98	68.20	27.22	373	3	PK
12	10580.0000	17.95	14.11	32.06	54.00	21.94	176	30	AV
13	15870.0000	22.79	20.81	43.60	74.00	30.40	262	318	PK
14	15870.0000	13.93	20.81	34.74	54.00	19.26	394	248	AV

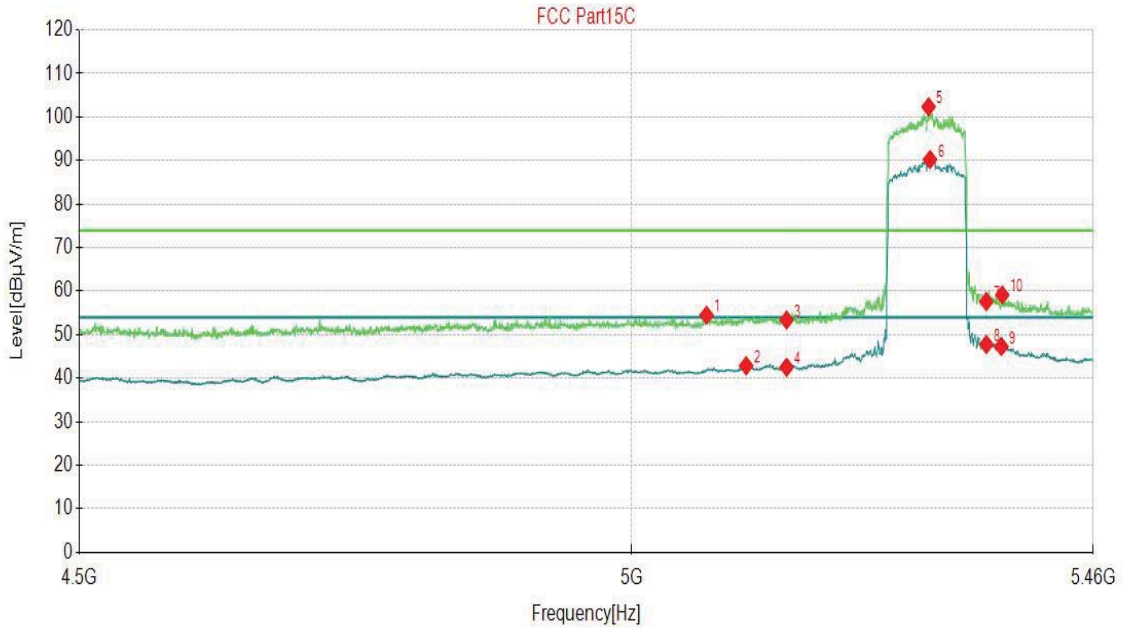

Remark: 1. The emission levels of other frequencies were greater than 20dB margin.
2. Level (dBuV/m) = Reading (dBuV/m) + Factor (dB).
3. Factor (dB/m) = Antenna Factor (dB/m) + Cable Factor (dB).
4. Margin(dB) = Limit[dBμV/m] - Level [dBμV/m]

3.1.8 TEST RESULTS - Band 3 (5500-5720MHz):

ABOVE 1GHz DATA

Channel	802.11a CH100	Frequency	5500 MHz
Frequency Range	Above 1G	Detector Function	PK/AV

Horizontal

NO.	Freq. [MHz]	Reading [dBμV/m]	Factor [dB]	Level [dBμV/m]	Limit [dBμV/m]	Margin [dB]	Height [cm]	Angle [°]	Detector
1	5428.6643	46.62	9.84	56.46	74.00	17.54	314	206	PK
2	5430.6653	34.54	9.85	44.39	54.00	9.61	387	286	AV
3	5460.6803	45.97	9.99	55.96	68.30	12.34	395	299	PK
4	5498.6994	80.39	9.16	89.55			185	320	AV
5	5502.4512	88.68	9.34	98.02			375	307	PK
6	11000.0000	26.20	14.83	41.03	74.00	32.97	240	121	PK
7	11000.0000	16.68	14.83	31.51	54.00	22.49	265	226	AV
8	16500.0000	20.78	23.16	43.94	68.20	24.26	318	310	PK
9	16500.0000	11.65	23.16	34.81	54.00	19.19	165	1	AV

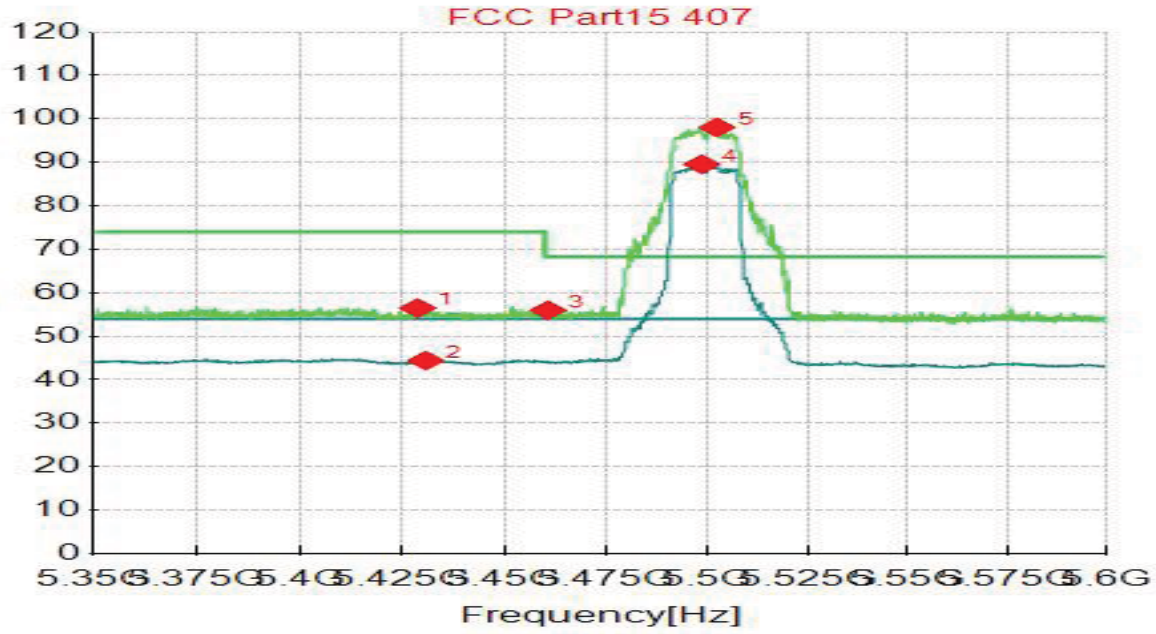

Remark: 1. The emission levels of other frequencies were greater than 20dB margin.
2. Level (dBuV/m) = Reading (dBuV/m) + Factor (dB).
3. Factor (dB/m) = Antenna Factor (dB/m) + Cable Factor (dB).
4. Margin(dB) = Limit[dBμV/m] - Level [dBμV/m]

Channel	802.11a CH100	Frequency	5500 MHz
Frequency Range	Above 1G	Detector Function	PK/AV

Vertical

NO.	Freq. [MHz]	Reading [dBμV/m]	Factor [dB]	Level [dBμV/m]	Limit [dBμV/m]	Margin [dB]	Height [cm]	Angle [°]	Detector
1	5453.5518	39.02	9.81	48.83	54.00	5.17	332	306	AV
2	5454.4272	49.96	9.84	59.80	74.00	14.20	352	293	PK
3	5461.4307	50.81	9.99	60.80	68.30	7.50	267	302	PK
4	5499.0745	89.67	9.17	98.84			261	310	AV
5	5501.0755	98.12	9.26	107.38			374	298	PK
6	11000.0000	26.35	14.83	41.18	74.00	32.82	134	300	PK
7	11000.0000	17.48	14.83	32.31	54.00	21.69	378	160	AV
8	16500.0000	20.62	23.16	43.78	68.20	24.42	250	239	PK
9	16500.0000	12.16	23.16	35.32	54.00	18.68	215	203	AV

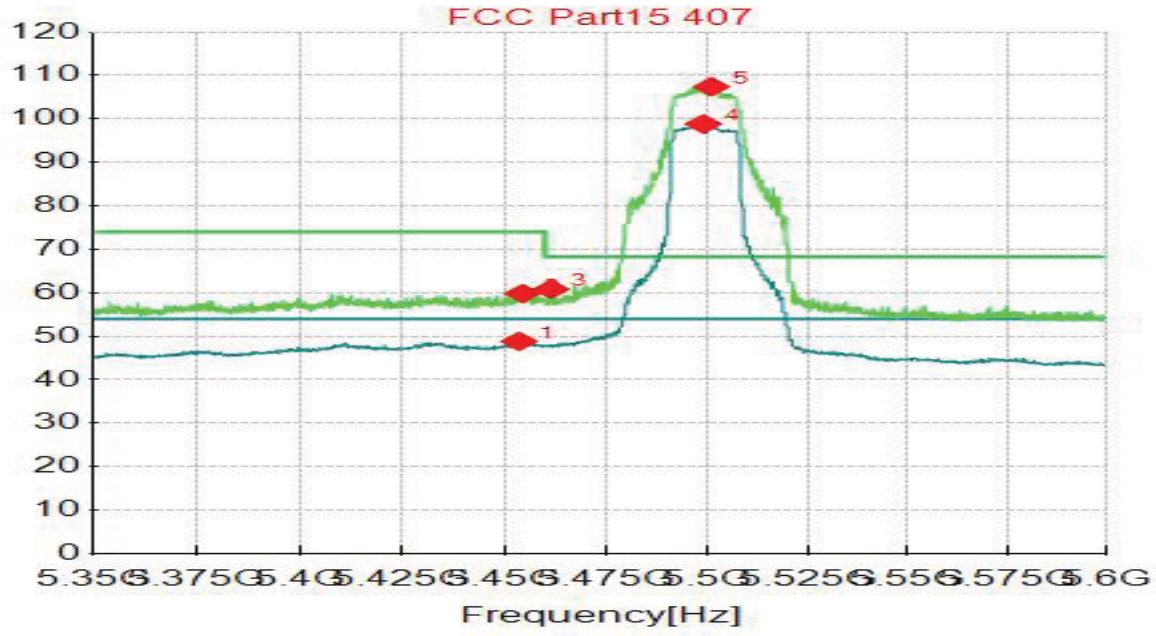

Remark: 1. The emission levels of other frequencies were greater than 20dB margin.
2. Level (dBuV/m) = Reading (dBuV/m) + Factor (dB).
3. Factor (dB/m) = Antenna Factor (dB/m) + Cable Factor (dB).
4. Margin(dB) = Limit[dBμV/m] - Level [dBμV/m]

Channel	802.11a CH 120	Frequency	5600MHz
Frequency Range	Above 1G	Detector Function	PK/AV

Horizontal

NO.	Freq. [MHz]	Reading [dBμV/m]	Factor [dB]	Level [dBμV/m]	Limit [dBμV/m]	Margin [dB]	Height [cm]	Angle [°]	Detector
1	11200.0000	26.21	15.10	41.31	74.00	32.69	150	290	PK
2	11200.0000	16.93	15.10	32.03	54.00	21.97	150	235	AV
3	16800.0000	20.51	24.83	45.34	68.20	22.86	150	105	PK
4	16800.0000	11.09	24.83	35.92	54.00	18.08	150	264	AV

Vertical

NO.	Freq. [MHz]	Reading [dBμV/m]	Factor [dB]	Level [dBμV/m]	Limit [dBμV/m]	Margin [dB]	Height [cm]	Angle [°]	Remark
1	11200.0000	26.78	15.10	41.88	74.00	32.12	150	255	PK
2	11200.0000	17.52	15.10	32.62	54.00	21.38	150	166	AV
3	16800.0000	20.82	24.83	45.65	68.20	22.55	150	156	PK
4	16800.0000	12.11	24.83	36.94	54.00	17.06	150	156	AV

Remark: 1. The emission levels of other frequencies were greater than 20dB margin.
2. Level (dBuV/m) = Reading (dBuV/m) + Factor (dB).
3. Factor (dB/m) = Antenna Factor (dB/m) + Cable Factor (dB).
4. Margin(dB) = Limit[dBμV/m] - Level [dBμV/m]

Channel	802.11a CH140	Frequency	5700 MHz
Frequency Range	Above 1G	Detector Function	PK/AV

Horizontal

NO.	Freq. [MHz]	Reading [dBμV/m]	Factor [dB]	Level [dBμV/m]	Limit [dBμV/m]	Margin [dB]	Height [cm]	Angle [°]	Detector
1	5698.0740	90.34	8.79	99.13			372	318	PK
2	5725.0000	45.07	8.89	53.96	68.30	14.34	339	186	PK
3	5747.9490	49.79	8.93	58.72	68.30	9.58	251	114	PK
4	11400.0000	16.31	15.09	31.40	54.00	22.60	150	86	AV
5	11400.0000	25.62	15.09	40.71	74.00	33.29	150	165	PK
6	17100.0000	10.93	25.93	36.86	54.00	17.14	150	264	AV
7	17100.0000	21.10	25.93	47.03	68.20	21.17	150	178	PK

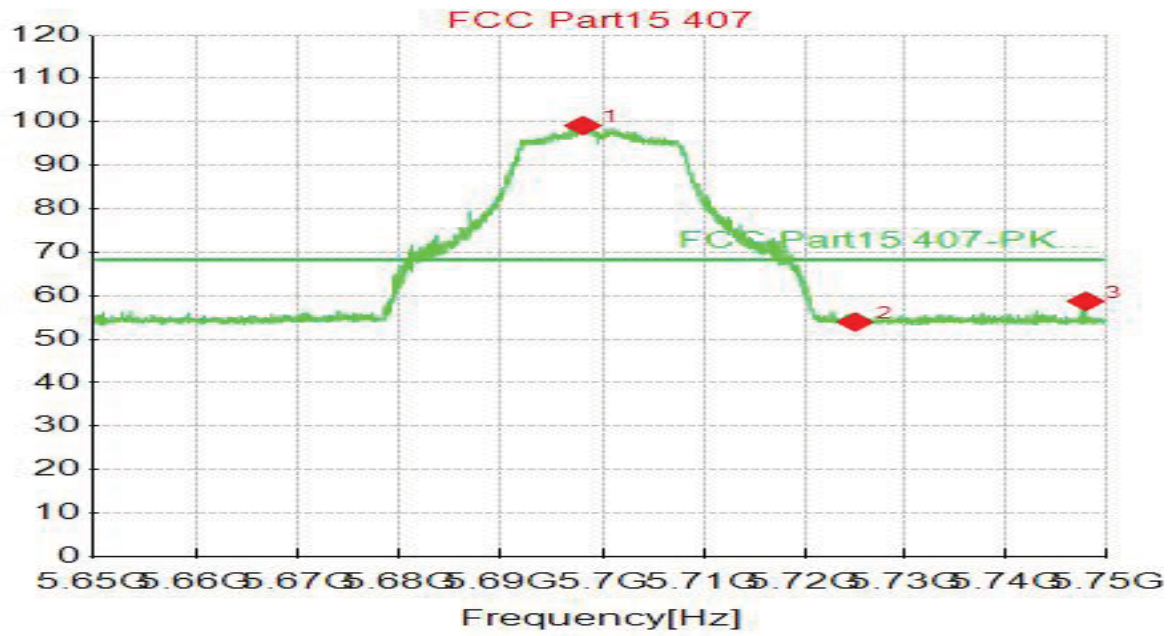

Remark: 1. The emission levels of other frequencies were greater than 20dB margin.
2. Level (dBuV/m) = Reading (dBuV/m) + Factor (dB).
3. Factor (dB/m) = Antenna Factor (dB/m) + Cable Factor (dB).
4. Margin(dB) = Limit[dBμV/m] - Level [dBμV/m]

Channel	802.11a CH140	Frequency	5700 MHz
Frequency Range	Above 1G	Detector Function	PK/AV

Vertical

NO.	Freq. [MHz]	Reading [dBµV/m]	Factor [dB]	Level [dBµV/m]	Limit [dBµV/m]	Margin [dB]	Height [cm]	Angle [°]	Detector
1	5698.5743	92.31	8.84	101.15			109	37	PK
2	5725.0000	45.65	8.89	54.54	68.30	13.76	334	1	PK
3	5740.7454	47.41	8.94	56.35	68.30	11.95	382	53	PK
4	11400.0000	25.89	15.09	40.98	74.00	33.02	150	244	PK
5	11400.0000	16.61	15.09	31.70	54.00	22.30	150	353	AV
6	17100.0000	19.75	25.93	45.68	68.20	22.52	150	33	PK
7	17100.0000	10.79	25.93	36.72	54.00	17.28	150	264	AV

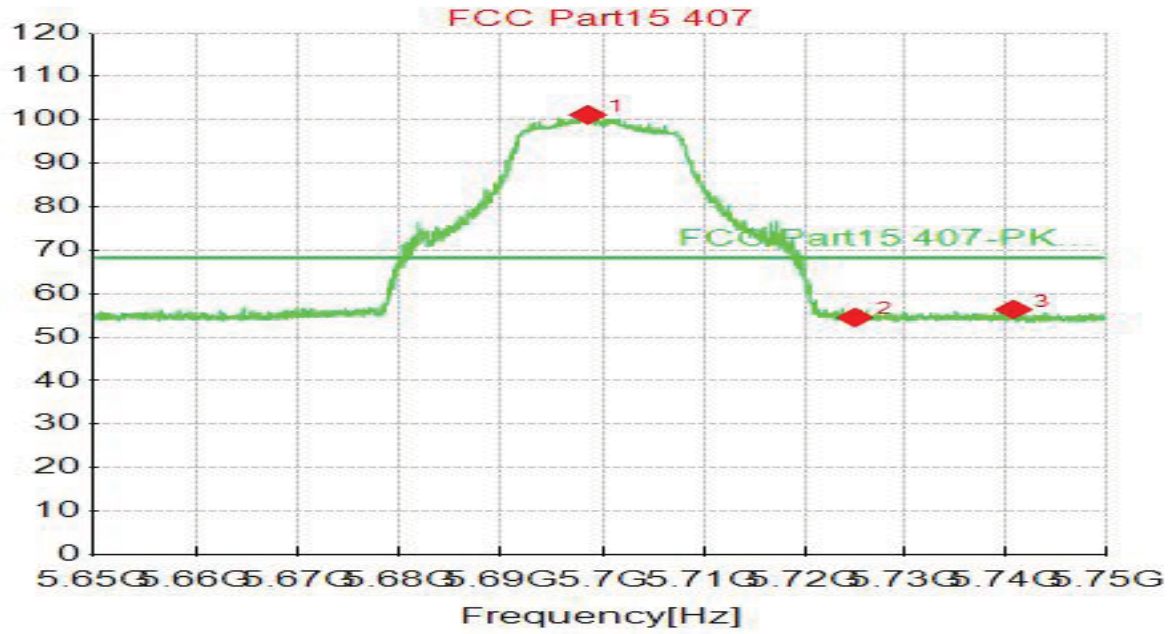

Remark: 1. The emission levels of other frequencies were greater than 20dB margin.
2. Level (dBuV/m) = Reading (dBuV/m) + Factor (dB).
3. Factor (dB/m) = Antenna Factor (dB/m) + Cable Factor (dB).
4. Margin(dB) = Limit[dBµV/m] - Level [dBµV/m]

Channel	802.11a CH 144	Frequency	5720MHz
Frequency Range	Above 1G	Detector Function	PK/AV

Horizontal

NO.	Freq. [MHz]	Reading [dBμV/m]	Factor [dB]	Level [dBμV/m]	Limit [dBμV/m]	Margin [dB]	Height [cm]	Angle [°]	Detector
1	11440.0000	23.82	15.04	38.86	74.00	35.14	348	298	PK
2	11440.0000	16.46	15.04	31.50	54.00	22.50	323	205	AV
3	17160.0000	19.91	25.86	45.77	68.20	22.43	246	328	PK
4	17160.0000	12.03	25.86	37.89	54.00	16.11	245	301	AV

Vertical

NO.	Freq. [MHz]	Reading [dBμV/m]	Factor [dB]	Level [dBμV/m]	Limit [dBμV/m]	Margin [dB]	Height [cm]	Angle [°]	Remark
1	11440.0000	24.17	15.04	39.21	74.00	34.79	376	302	PK
2	11440.0000	16.96	15.04	32.00	54.00	22.00	226	298	AV
3	17160.0000	20.00	25.86	45.86	68.20	22.34	270	349	PK
4	17160.0000	12.07	25.86	37.93	54.00	16.07	203	1	AV

Remark: 1. The emission levels of other frequencies were greater than 20dB margin.
2. Level (dBuV/m) = Reading (dBuV/m) + Factor (dB).
3. Factor (dB/m) = Antenna Factor (dB/m) + Cable Factor (dB).
4. Margin(dB) = Limit[dBμV/m] - Level [dBμV/m]

Channel	802.11n20 CH100	Frequency	5500 MHz
Frequency Range	Above 1G	Detector Function	PK/AV

Horizontal

NO.	Freq. [MHz]	Reading [dBμV/m]	Factor [dB]	Level [dBμV/m]	Limit [dBμV/m]	Margin [dB]	Height [cm]	Angle [°]	Detector
1	5452.3012	46.28	9.78	56.06	74.00	17.94	371	211	PK
2	5453.0515	35.12	9.80	44.92	54.00	9.08	151	150	AV
3	5470.0000	45.45	9.94	55.39	68.30	12.91	342	245	PK
4	5498.6994	89.11	9.16	98.27			333	145	PK
5	5498.9495	80.92	9.17	90.09			290	145	AV
6	11000.0000	25.70	14.83	40.53	74.00	33.47	134	37	PK
7	11000.0000	17.78	14.83	32.61	54.00	21.39	270	272	AV
8	16500.0000	21.72	23.16	44.88	68.20	23.32	153	268	PK
9	16500.0000	11.75	23.16	34.91	54.00	19.09	165	90	AV

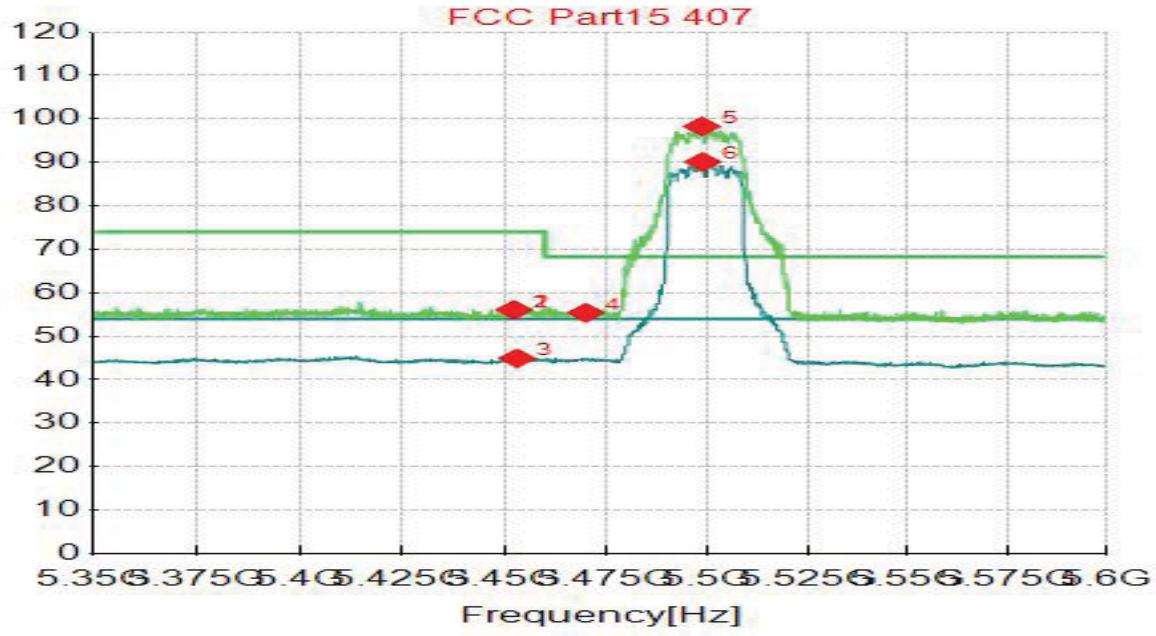

Remark: 1. The emission levels of other frequencies were greater than 20dB margin.
2. Level (dBuV/m) = Reading (dBuV/m) + Factor (dB).
3. Factor (dB/m) = Antenna Factor (dB/m) + Cable Factor (dB).
4. Margin(dB) = Limit[dBμV/m] - Level [dBμV/m]

Channel	802.11n20 CH100	Frequency	5500 MHz
Frequency Range	Above 1G	Detector Function	PK/AV

Vertical

NO.	Freq. [MHz]	Reading [dBµV/m]	Factor [dB]	Level [dBµV/m]	Limit [dBµV/m]	Margin [dB]	Height [cm]	Angle [°]	Detector
1	5432.1661	37.82	9.83	47.65	54.00	6.35	364	99	AV
2	5438.2941	48.76	9.75	58.51	74.00	15.49	283	82	PK
3	5470.0000	47.10	9.94	57.04	68.30	11.26	208	275	PK
4	5498.3242	87.33	9.14	96.47			225	3	AV
5	5498.4492	95.53	9.15	104.68			312	1	PK
6	11000.0000	26.21	14.83	41.04	74.00	32.96	336	244	PK
7	11000.0000	17.42	14.83	32.25	54.00	21.75	390	123	AV
8	16500.0000	20.52	23.16	43.68	68.20	24.52	153	69	PK
9	16500.0000	11.97	23.16	35.13	54.00	18.87	248	100	AV

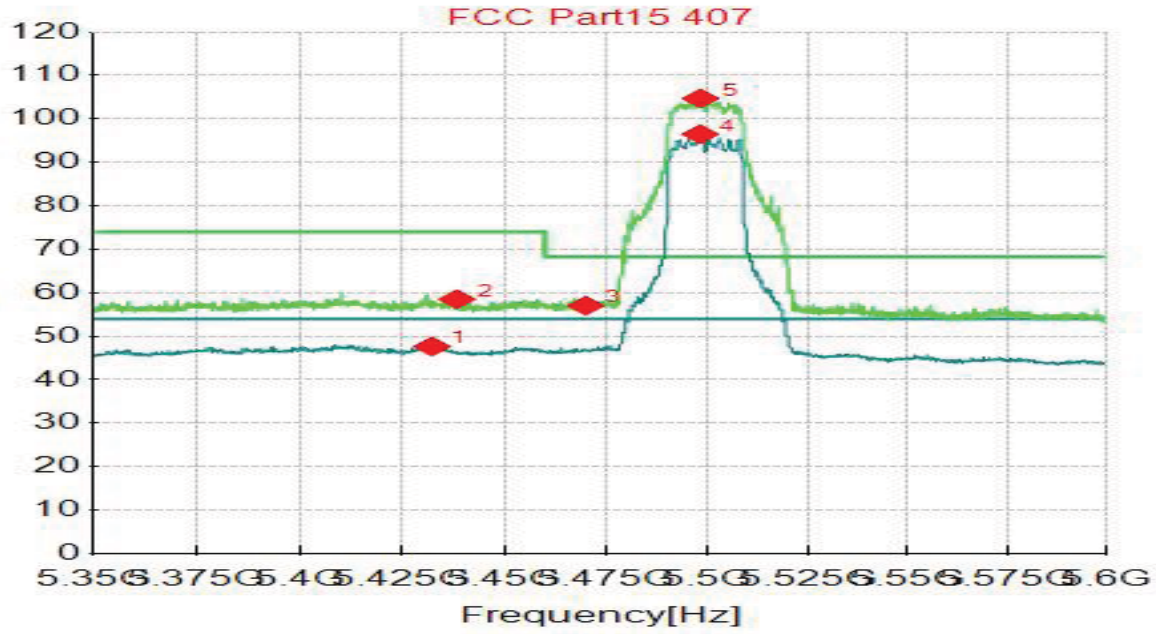

Remark: 1. The emission levels of other frequencies were greater than 20dB margin.
2. Level (dBuV/m) = Reading (dBuV/m) + Factor (dB).
3. Factor (dB/m) = Antenna Factor (dB/m) + Cable Factor (dB).
4. Margin(dB) = Limit[dBµV/m] - Level [dBµV/m]

Channel	802.11n20 CH 120	Frequency	5600MHz
Frequency Range	Above 1G	Detector Function	PK/AV

Horizontal

NO.	Freq. [MHz]	Reading [dBμV/m]	Factor [dB]	Level [dBμV/m]	Limit [dBμV/m]	Margin [dB]	Height [cm]	Angle [°]	Detector
1	11200.0000	28.23	15.10	43.33	74.00	30.67	386	273	PK
2	11200.0000	17.03	15.10	32.13	54.00	21.87	339	273	AV
3	16800.0000	20.79	24.83	45.62	68.20	22.58	381	230	PK
4	16800.0000	11.58	24.83	36.41	54.00	17.59	335	276	AV

Vertical

NO.	Freq. [MHz]	Reading [dBμV/m]	Factor [dB]	Level [dBμV/m]	Limit [dBμV/m]	Margin [dB]	Height [cm]	Angle [°]	Remark
1	11200.0000	28.27	15.10	43.37	74.00	30.63	229	151	PK
2	11200.0000	19.63	15.10	34.73	54.00	19.27	126	167	AV
3	16800.0000	21.05	24.83	45.88	68.20	22.32	400	184	PK
4	16800.0000	11.56	24.83	36.39	54.00	17.61	144	164	AV

Remark: 1. The emission levels of other frequencies were greater than 20dB margin.
2. Level (dBuV/m) = Reading (dBuV/m) + Factor (dB).
3. Factor (dB/m) = Antenna Factor (dB/m) + Cable Factor (dB).
4. Margin(dB) = Limit[dBμV/m] - Level [dBμV/m]

Channel	802.11n20 CH140	Frequency	5700 MHz
Frequency Range	Above 1G	Detector Function	PK/AV

Horizontal

NO.	Freq. [MHz]	Reading [dBμV/m]	Factor [dB]	Level [dBμV/m]	Limit [dBμV/m]	Margin [dB]	Height [cm]	Angle [°]	Detector
1	5698.6743	89.28	8.84	98.12			326	330	PK
2	5725.0000	45.20	8.89	54.09	68.30	14.21	283	123	PK
3	5744.3472	47.07	8.94	56.01	68.30	12.29	223	318	PK
4	11400.0000	25.80	15.09	40.89	74.00	33.11	271	103	PK
5	11400.0000	16.73	15.09	31.82	54.00	22.18	373	56	AV
6	17100.0000	19.75	25.93	45.68	68.20	22.52	142	297	PK
7	17100.0000	10.56	25.93	36.49	54.00	17.51	283	351	AV

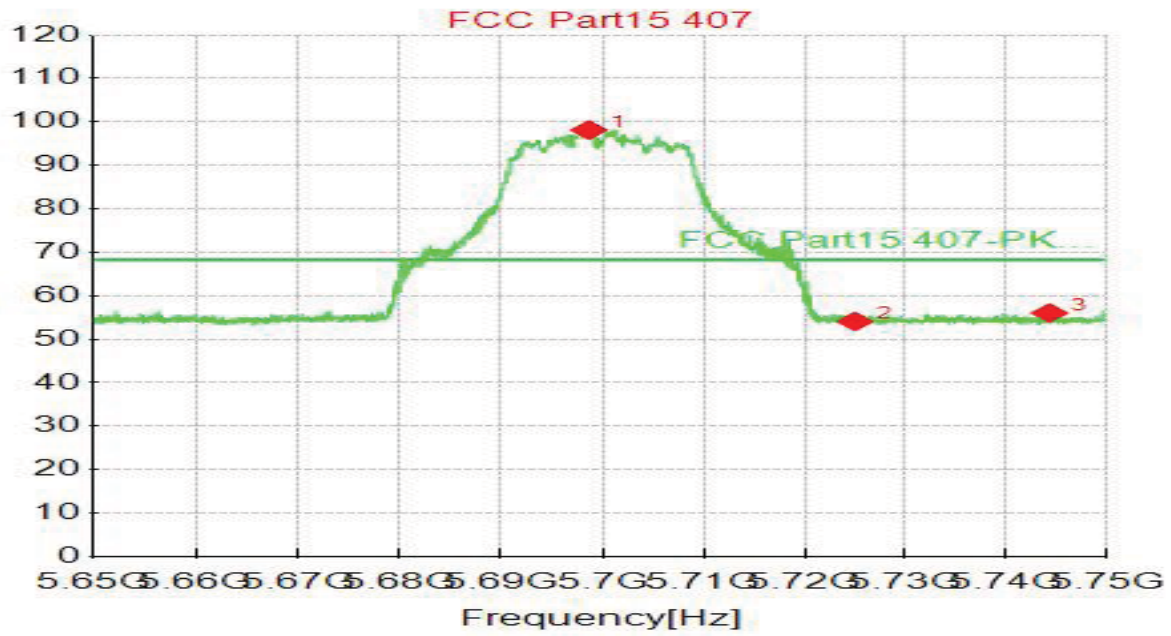

Remark: 1. The emission levels of other frequencies were greater than 20dB margin.
2. Level (dBuV/m) = Reading (dBuV/m) + Factor (dB).
3. Factor (dB/m) = Antenna Factor (dB/m) + Cable Factor (dB).
4. Margin(dB) = Limit[dBμV/m] - Level [dBμV/m]

Channel	802.11n20 CH140	Frequency	5700 MHz
Frequency Range	Above 1G	Detector Function	PK/AV

Vertical

NO.	Freq. [MHz]	Reading [dBµV/m]	Factor [dB]	Level [dBµV/m]	Limit [dBµV/m]	Margin [dB]	Height [cm]	Angle [°]	Detector
1	5698.0740	92.33	8.79	101.12			315	1	PK
2	5725.0000	45.87	8.89	54.76	68.30	13.54	202	358	PK
3	5744.3972	47.88	8.94	56.82	68.30	11.48	262	1	PK
4	11400.0000	28.39	15.09	43.48	74.00	30.52	114	282	PK
5	11400.0000	18.63	15.09	33.72	54.00	20.28	380	278	AV
6	17100.0000	19.80	25.93	45.73	68.20	22.47	385	23	PK
7	17100.0000	10.41	25.93	36.34	54.00	17.66	263	255	AV

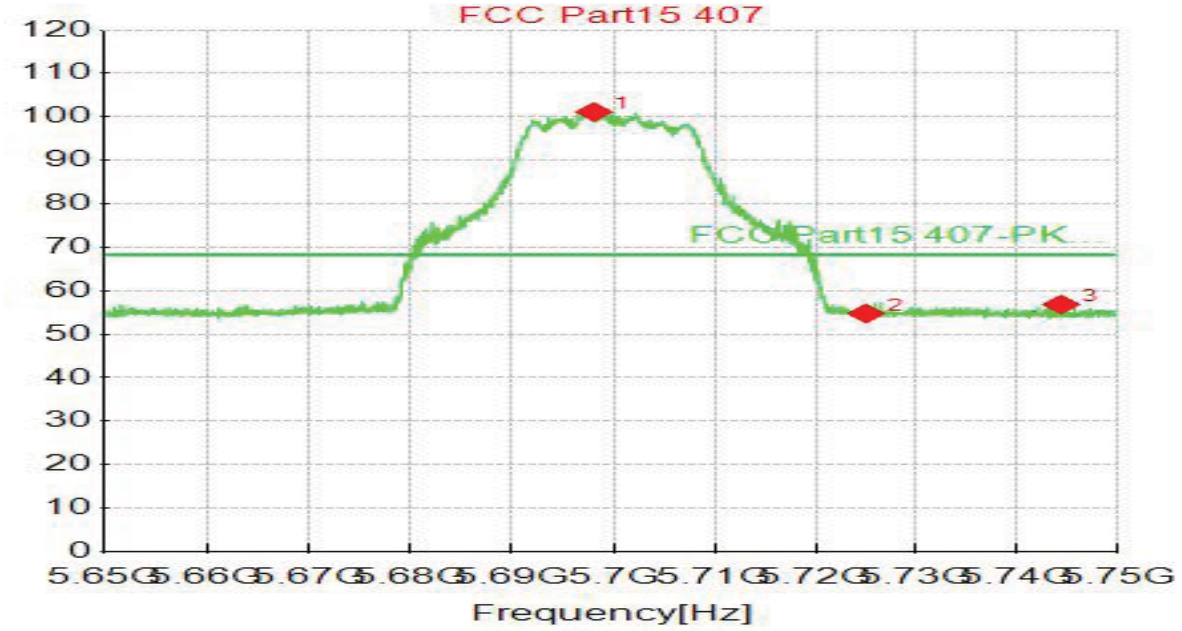

Remark: 1. The emission levels of other frequencies were greater than 20dB margin.
2. Level (dBuV/m) = Reading (dBuV/m) + Factor (dB).
3. Factor (dB/m) = Antenna Factor (dB/m) + Cable Factor (dB).
4. Margin(dB) = Limit[dBµV/m] - Level [dBµV/m]

Channel	802.11n20 CH 144	Frequency	5720MHz
Frequency Range	Above 1G	Detector Function	PK/AV

Horizontal

NO.	Freq. [MHz]	Reading [dBμV/m]	Factor [dB]	Level [dBμV/m]	Limit [dBμV/m]	Margin [dB]	Height [cm]	Angle [°]	Detector
1	11440.0000	24.07	15.04	39.11	74.00	34.89	119	353	PK
2	11440.0000	16.65	15.04	31.69	54.00	22.31	207	138	AV
3	17160.0000	19.87	25.86	45.73	68.20	22.47	136	62	PK
4	17160.0000	12.21	25.86	38.07	54.00	15.93	301	62	AV

Vertical

NO.	Freq. [MHz]	Reading [dBμV/m]	Factor [dB]	Level [dBμV/m]	Limit [dBμV/m]	Margin [dB]	Height [cm]	Angle [°]	Remark
1	11440.0000	27.32	15.04	42.36	74.00	31.64	363	205	PK
2	11440.0000	19.59	15.04	34.63	54.00	19.37	141	291	AV
3	17160.0000	19.35	25.86	45.21	68.20	22.99	171	239	PK
4	17160.0000	12.16	25.86	38.02	54.00	15.98	182	10	AV

Remark: 1. The emission levels of other frequencies were greater than 20dB margin.
2. Level (dBuV/m) = Reading (dBuV/m) + Factor (dB).
3. Factor (dB/m) = Antenna Factor (dB/m) + Cable Factor (dB).
4. Margin(dB) = Limit[dBμV/m] - Level [dBμV/m]

Channel	802.11n40 CH102	Frequency	5510 MHz
Frequency Range	Above 1G	Detector Function	PK/AV

Horizontal

NO.	Freq. [MHz]	Reading [dBµV/m]	Factor [dB]	Level [dBµV/m]	Limit [dBµV/m]	Margin [dB]	Height [cm]	Angle [°]	Detector
1	5452.3012	46.53	9.78	56.31	74.00	17.69	142	324	PK
2	5456.3032	35.26	9.89	45.15	54.00	8.85	184	155	AV
3	5470.0000	44.59	9.94	54.53	68.30	13.77	157	121	PK
4	5511.0805	79.52	9.73	89.25			323	147	AV
5	5512.4562	88.20	9.71	97.91			127	147	PK
6	11020.0000	26.12	14.89	41.01	74.00	32.99	325	331	PK
7	11020.0000	16.72	14.89	31.61	54.00	22.39	382	139	AV
8	16530.0000	21.35	23.21	44.56	68.20	23.64	107	202	PK
9	16530.0000	11.73	23.21	34.94	54.00	19.06	391	245	AV

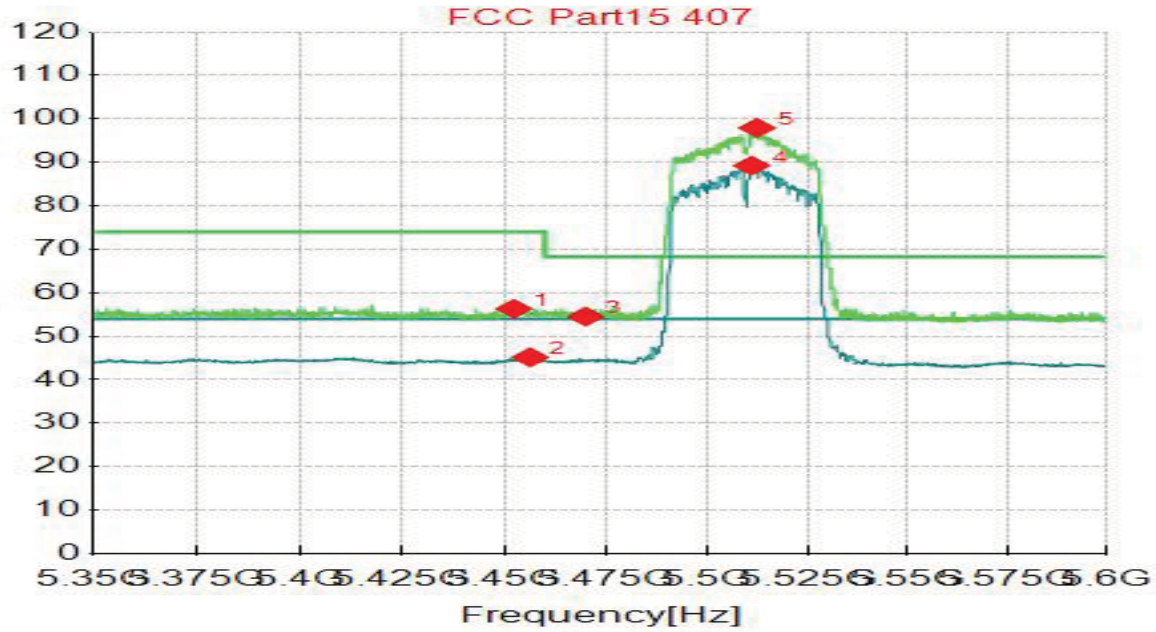

Remark: 1. The emission levels of other frequencies were greater than 20dB margin.
2. Level (dBuV/m) = Reading (dBuV/m) + Factor (dB).
3. Factor (dB/m) = Antenna Factor (dB/m) + Cable Factor (dB).
4. Margin(dB) = Limit[dBµV/m] - Level [dBµV/m]

Channel	802.11n40 CH102	Frequency	5510 MHz
Frequency Range	Above 1G	Detector Function	PK/AV

Vertical

NO.	Freq. [MHz]	Reading [dBµV/m]	Factor [dB]	Level [dBµV/m]	Limit [dBµV/m]	Margin [dB]	Height [cm]	Angle [°]	Detector
1	5454.3022	37.16	9.83	46.99	54.00	7.01	194	295	AV
2	5455.0525	48.48	9.85	58.33	74.00	15.67	108	304	PK
3	5470.0000	47.62	9.94	57.56	68.30	10.74	286	329	PK
4	5508.8294	94.22	9.69	103.91			200	359	PK
5	5511.0805	86.18	9.73	95.91			271	3	AV
6	11020.0000	26.25	14.89	41.14	74.00	32.86	353	212	PK
7	11020.0000	17.51	14.89	32.40	54.00	21.60	116	26	AV
8	16530.0000	21.53	23.21	44.74	68.20	23.46	108	56	PK
9	16530.0000	11.50	23.21	34.71	54.00	19.29	257	129	AV

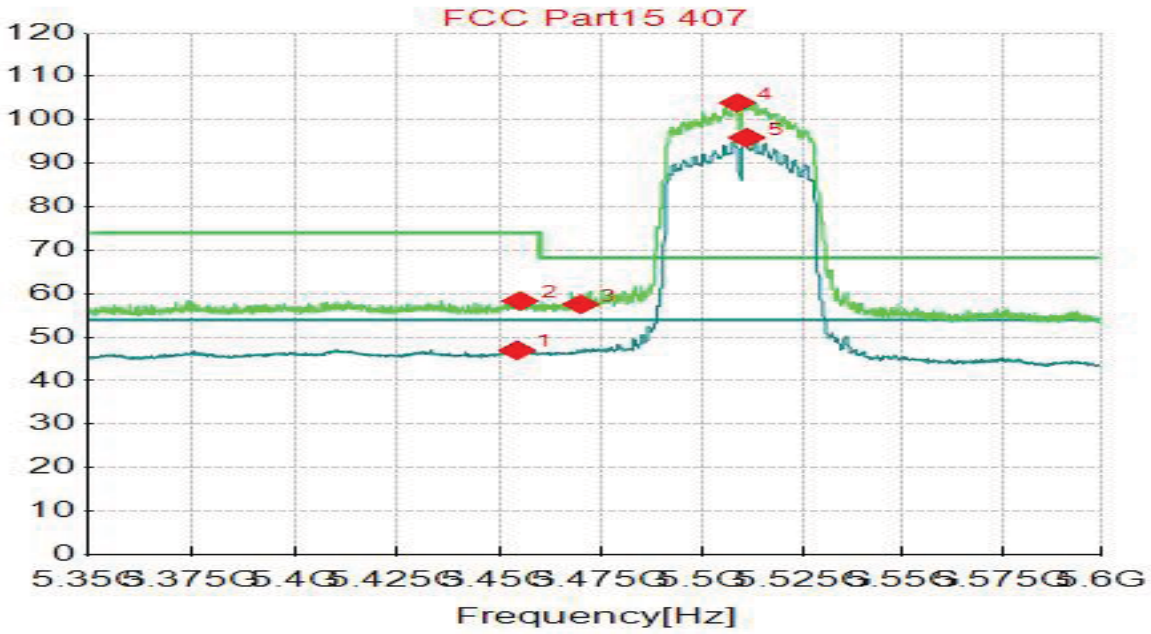

Remark: 1. The emission levels of other frequencies were greater than 20dB margin.
2. Level (dBuV/m) = Reading (dBuV/m) + Factor (dB).
3. Factor (dB/m) = Antenna Factor (dB/m) + Cable Factor (dB).
4. Margin(dB) = Limit[dBµV/m] - Level [dBµV/m]

Channel	802.11n40 CH 126	Frequency	5630MHz
Frequency Range	Above 1G	Detector Function	PK/AV

Horizontal

NO.	Freq. [MHz]	Reading [dBμV/m]	Factor [dB]	Level [dBμV/m]	Limit [dBμV/m]	Margin [dB]	Height [cm]	Angle [°]	Detector
1	11260.0000	25.89	14.87	40.76	74.00	33.24	250	105	PK
2	11260.0000	17.22	14.87	32.09	54.00	21.91	376	168	AV
3	16890.0000	20.08	25.27	45.35	68.20	22.85	249	105	PK
4	16890.0000	11.92	25.27	37.19	54.00	16.81	289	16	AV

Vertical

NO.	Freq. [MHz]	Reading [dBμV/m]	Factor [dB]	Level [dBμV/m]	Limit [dBμV/m]	Margin [dB]	Height [cm]	Angle [°]	Remark
1	11260.0000	26.54	14.87	41.41	74.00	32.59	136	262	PK
2	11260.0000	18.39	14.87	33.26	54.00	20.74	381	146	AV
3	16890.0000	21.47	25.27	46.74	68.20	21.46	225	302	PK
4	16890.0000	11.73	25.27	37.00	54.00	17.00	335	146	AV

Remark: 1. The emission levels of other frequencies were greater than 20dB margin.
2. Level (dBuV/m) = Reading (dBuV/m) + Factor (dB).
3. Factor (dB/m) = Antenna Factor (dB/m) + Cable Factor (dB).
4. Margin(dB) = Limit[dBμV/m] - Level [dBμV/m]

Channel	802.11n40 CH134	Frequency	5670 MHz
Frequency Range	Above 1G	Detector Function	PK/AV

Horizontal

NO.	Freq. [MHz]	Reading [dBµV/m]	Factor [dB]	Level [dBµV/m]	Limit [dBµV/m]	Margin [dB]	Height [cm]	Angle [°]	Detector
1	5672.3112	88.69	9.18	97.87			364	335	PK
2	5725.0000	45.57	8.89	54.46	68.30	13.84	293	19	PK
3	5746.6983	48.18	8.93	57.11	68.30	11.19	367	347	PK
4	11340.0000	26.51	14.88	41.39	74.00	32.61	150	36	PK
5	11340.0000	17.13	14.88	32.01	54.00	21.99	150	291	AV
6	17010.0000	20.37	26.15	46.52	68.20	21.68	150	230	PK
7	17010.0000	10.85	26.15	37.00	54.00	17.00	150	33	AV

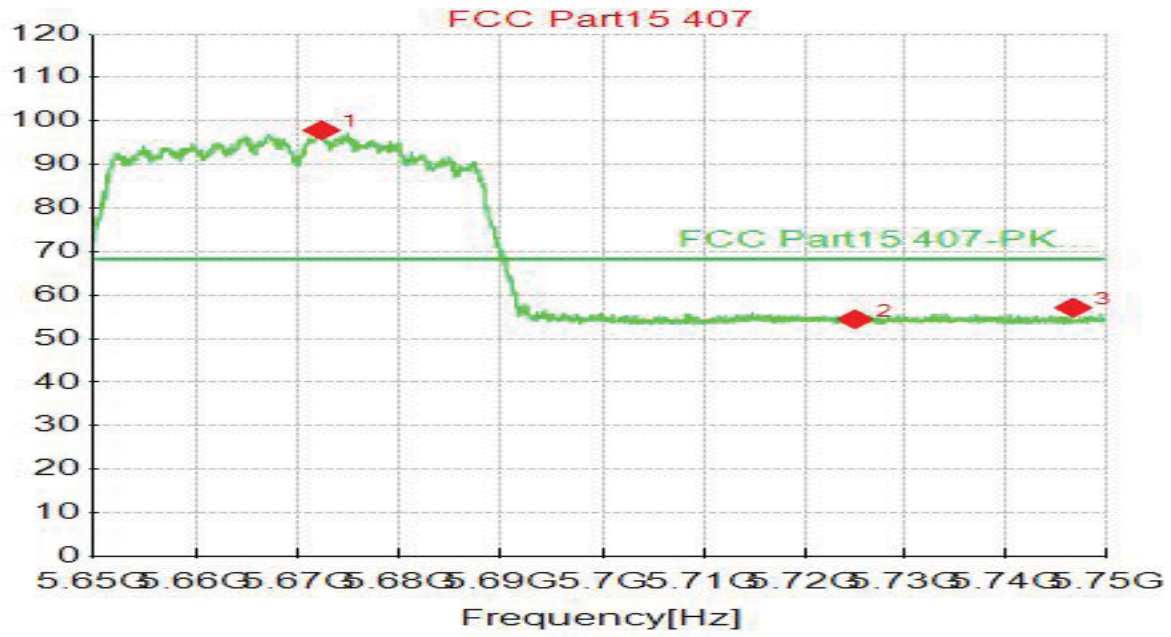

Remark: 1. The emission levels of other frequencies were greater than 20dB margin.
2. Level (dBuV/m) = Reading (dBuV/m) + Factor (dB).
3. Factor (dB/m) = Antenna Factor (dB/m) + Cable Factor (dB).
4. Margin(dB) = Limit[dBµV/m] - Level [dBµV/m]

Channel	802.11n40 CH134	Frequency	5670 MHz
Frequency Range	Above 1G	Detector Function	PK/AV

Vertical

NO.	Freq. [MHz]	Reading [dBμV/m]	Factor [dB]	Level [dBμV/m]	Limit [dBμV/m]	Margin [dB]	Height [cm]	Angle [°]	Detector
1	5672.4112	91.25	9.17	100.42			156	17	PK
2	5725.0000	45.07	8.89	53.96	68.30	14.34	265	234	PK
3	5748.6493	47.18	8.93	56.11	68.30	12.19	163	1	PK
4	11340.0000	27.67	14.88	42.55	74.00	31.45	366	215	PK
5	11340.0000	16.55	14.88	31.43	54.00	22.57	157	118	AV
6	17010.0000	20.26	26.15	46.41	68.20	21.79	102	313	PK
7	17010.0000	11.33	26.15	37.48	54.00	16.52	373	111	AV

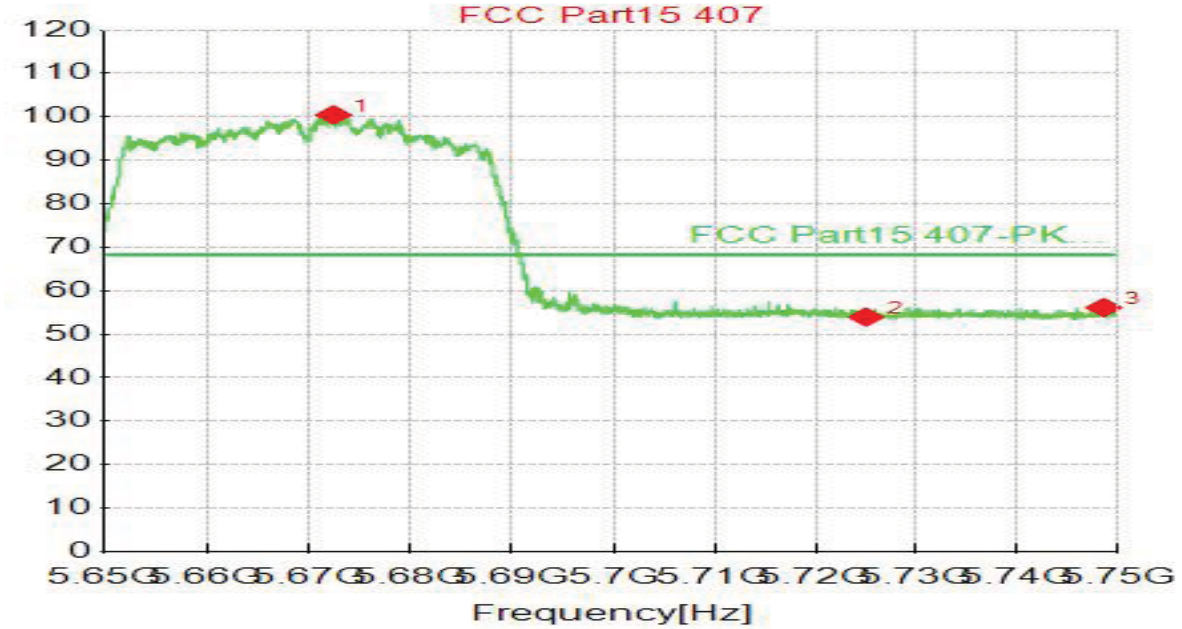

Remark: 1. The emission levels of other frequencies were greater than 20dB margin.
2. Level (dBuV/m) = Reading (dBuV/m) + Factor (dB).
3. Factor (dB/m) = Antenna Factor (dB/m) + Cable Factor (dB).
4. Margin(dB) = Limit[dBμV/m] - Level [dBμV/m]

Channel	802.11n40 CH 142	Frequency	5710MHz
Frequency Range	Above 1G	Detector Function	PK/AV

Horizontal

NO.	Freq. [MHz]	Reading [dBμV/m]	Factor [dB]	Level [dBμV/m]	Limit [dBμV/m]	Margin [dB]	Height [cm]	Angle [°]	Detector
1	11420.0000	25.50	15.13	40.63	74.00	33.37	217	189	PK
2	11420.0000	16.76	15.13	31.89	54.00	22.11	236	189	AV
3	17130.0000	18.99	26.05	45.04	68.20	23.16	172	104	PK
4	17130.0000	12.15	26.05	38.20	54.00	15.80	249	327	AV

Vertical

NO.	Freq. [MHz]	Reading [dBμV/m]	Factor [dB]	Level [dBμV/m]	Limit [dBμV/m]	Margin [dB]	Height [cm]	Angle [°]	Remark
1	11420.0000	26.22	15.13	41.35	74.00	32.65	374	284	PK
2	11420.0000	19.48	15.13	34.61	54.00	19.39	382	232	AV
3	17130.0000	19.25	26.05	45.30	68.20	22.90	233	351	PK
4	17130.0000	11.46	26.05	37.51	54.00	16.49	320	157	AV

Remark: 1. The emission levels of other frequencies were greater than 20dB margin.
2. Level (dBuV/m) = Reading (dBuV/m) + Factor (dB).
3. Factor (dB/m) = Antenna Factor (dB/m) + Cable Factor (dB).
4. Margin(dB) = Limit[dBμV/m] - Level [dBμV/m]

Channel	802.11ac80 CH106	Frequency	5530 MHz
Frequency Range	Above 1G	Detector Function	PK/AV

Horizontal

NO.	Freq. [MHz]	Reading [dBµV/m]	Factor [dB]	Level [dBµV/m]	Limit [dBµV/m]	Margin [dB]	Height [cm]	Angle [°]	Detector
1	5451.8009	46.57	9.76	56.33	74.00	17.67	172	63	PK
2	5454.3022	35.09	9.83	44.92	54.00	9.08	183	149	AV
3	5470.0000	44.87	9.94	54.81	68.30	13.49	281	37	PK
4	5533.2166	83.84	8.96	92.80			207	153	PK
5	5533.5918	74.53	8.96	83.49			121	153	AV
6	11060.0000	25.77	15.05	40.82	74.00	33.18	195	6	PK
7	11060.0000	16.78	15.05	31.83	54.00	22.17	101	338	AV
8	16590.0000	21.86	23.82	45.68	68.20	22.52	212	209	PK
9	16590.0000	11.62	23.82	35.44	54.00	18.56	197	315	AV

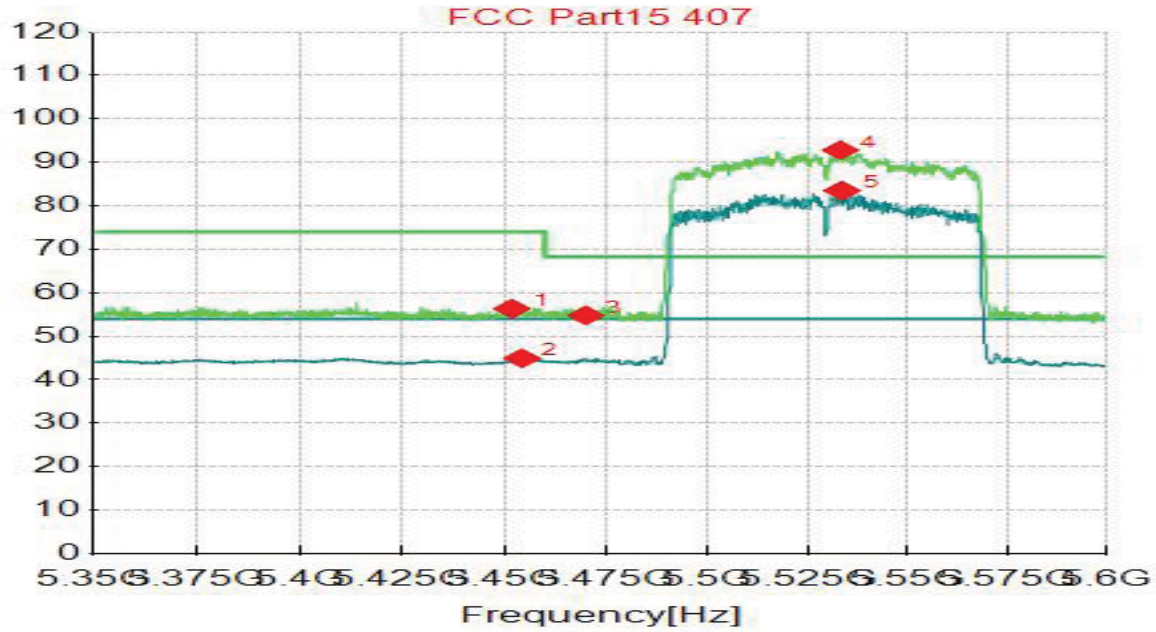

Remark: 1. The emission levels of other frequencies were greater than 20dB margin.
2. Level (dBuV/m) = Reading (dBuV/m) + Factor (dB).
3. Factor (dB/m) = Antenna Factor (dB/m) + Cable Factor (dB).
4. Margin(dB) = Limit[dBµV/m] - Level [dBµV/m]

Channel	802.11ac80 CH106	Frequency	5530 MHz
Frequency Range	Above 1G	Detector Function	PK/AV

Vertical

NO.	Freq. [MHz]	Reading [dBµV/m]	Factor [dB]	Level [dBµV/m]	Limit [dBµV/m]	Margin [dB]	Height [cm]	Angle [°]	Detector
1	5453.4267	38.03	9.81	47.84	54.00	6.16	111	308	AV
2	5453.6768	51.49	9.81	61.30	74.00	12.70	118	304	PK
3	5470.0000	49.51	9.94	59.45	68.30	8.85	169	304	PK
4	5532.2161	90.47	8.94	99.41			35	10	PK
5	5533.3417	81.49	8.96	90.45			202	5	AV
6	11060.0000	26.06	15.05	41.11	74.00	32.89	109	143	PK
7	11060.0000	16.83	15.05	31.88	54.00	22.12	203	242	AV
8	16590.0000	21.30	23.82	45.12	68.20	23.08	347	229	PK
9	16590.0000	12.25	23.82	36.07	54.00	17.93	235	352	AV

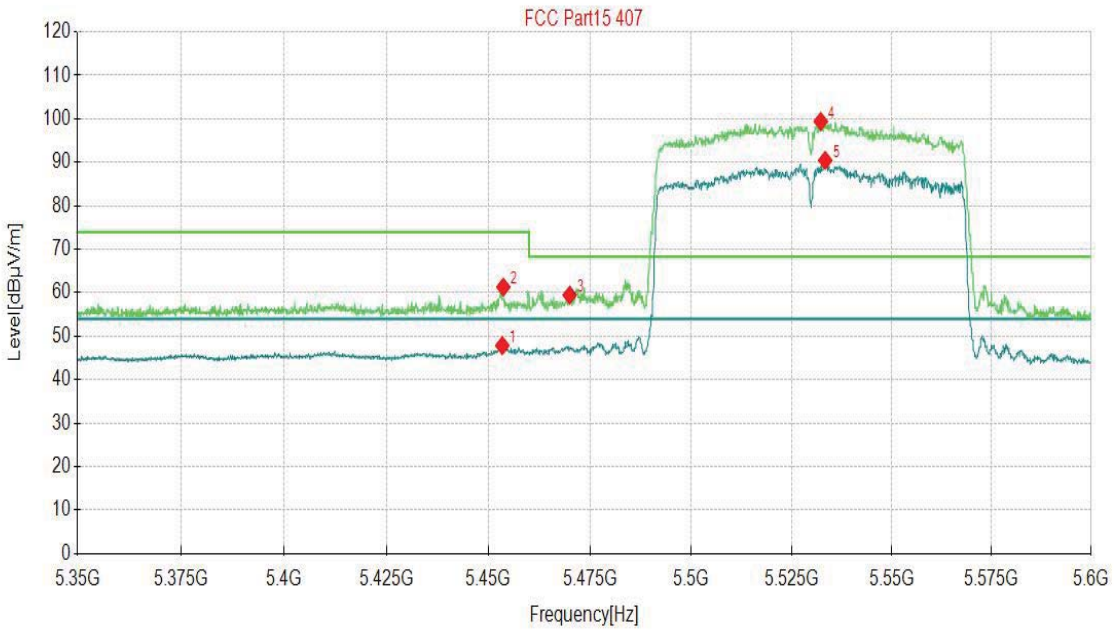

Remark: 1. The emission levels of other frequencies were greater than 20dB margin.
2. Level (dBuV/m) = Reading (dBuV/m) + Factor (dB).
3. Factor (dB/m) = Antenna Factor (dB/m) + Cable Factor (dB).
4. Margin(dB) = Limit[dBµV/m] - Level [dBµV/m]

Channel	802.11ac80 CH122	Frequency	5610 MHz
Frequency Range	Above 1G	Detector Function	PK/AV

Horizontal

NO.	Freq. [MHz]	Reading [dBμV/m]	Factor [dB]	Level [dBμV/m]	Limit [dBμV/m]	Margin [dB]	Height [cm]	Angle [°]	Detector
1	5613.0315	83.73	9.02	92.75			196	322	PK
2	5725.0000	45.32	8.89	54.21	68.30	14.09	148	3	PK
3	5744.9975	47.18	8.94	56.12	68.30	12.18	282	206	PK
4	11220.0000	26.33	15.03	41.36	74.00	32.64	315	43	PK
5	11220.0000	16.88	15.03	31.91	54.00	22.09	211	53	AV
6	16830.0000	21.23	24.89	46.12	68.20	22.08	389	3	PK
7	16830.0000	11.08	24.89	35.97	54.00	18.03	155	63	AV

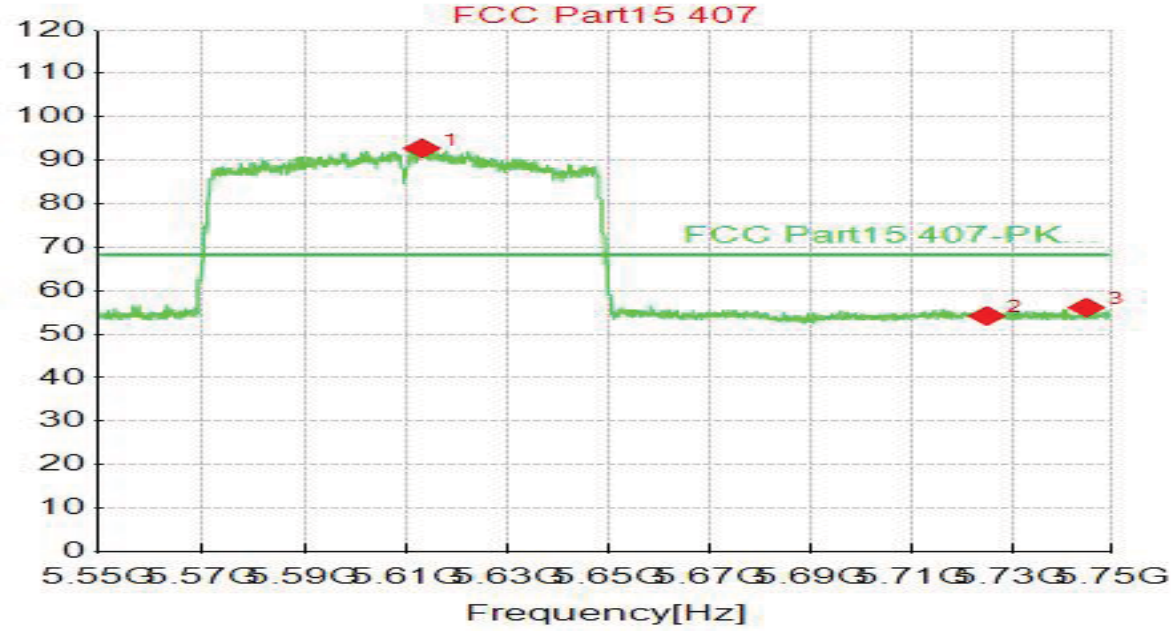

Remark: 1. The emission levels of other frequencies were greater than 20dB margin.
2. Level (dBuV/m) = Reading (dBuV/m) + Factor (dB).
3. Factor (dB/m) = Antenna Factor (dB/m) + Cable Factor (dB).
4. Margin(dB) = Limit[dBμV/m] - Level [dBμV/m]

Channel	802.11ac80 CH122	Frequency	5610 MHz
Frequency Range	Above 1G	Detector Function	PK/AV

Vertical

NO.	Freq. [MHz]	Reading [dBµV/m]	Factor [dB]	Level [dBµV/m]	Limit [dBµV/m]	Margin [dB]	Height [cm]	Angle [°]	Detector
1	5614.3322	89.63	9.01	98.64			154	5	PK
2	5725.0000	45.49	8.89	54.38	68.30	13.92	173	260	PK
3	5734.9925	47.39	8.81	56.20	68.30	12.10	215	25	PK
4	11220.0000	26.06	15.03	41.09	74.00	32.91	199	150	PK
5	11220.0000	16.67	15.03	31.70	54.00	22.30	263	43	AV
6	16830.0000	20.71	24.89	45.60	68.20	22.60	383	163	PK
7	16830.0000	11.18	24.89	36.07	54.00	17.93	250	332	AV

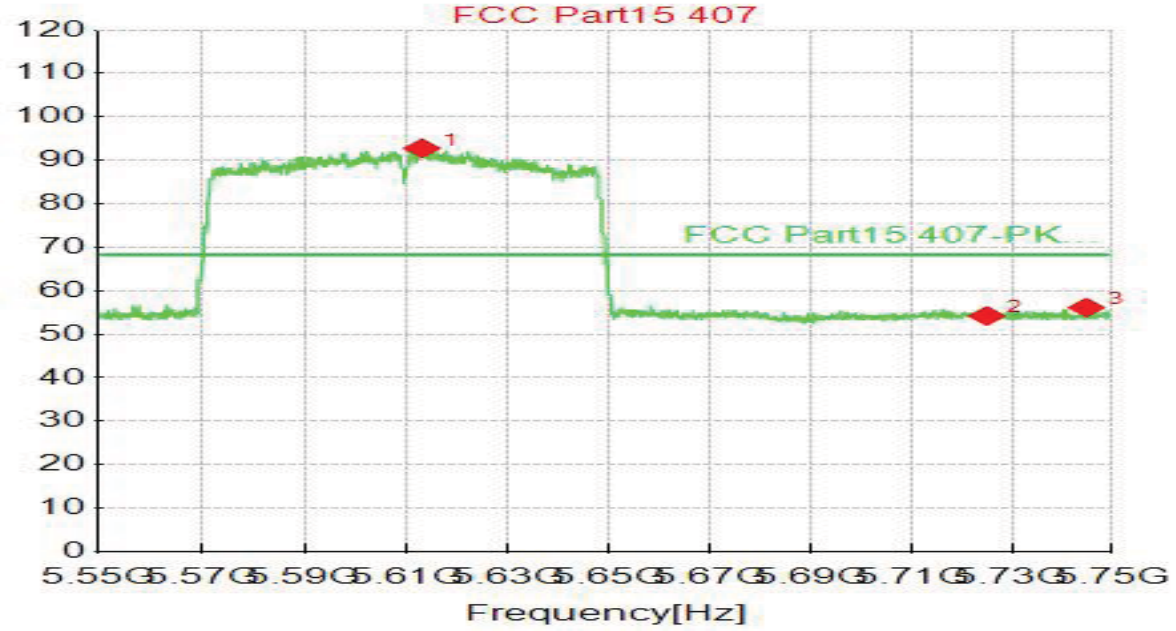

Remark: 1. The emission levels of other frequencies were greater than 20dB margin.
2. Level (dBuV/m) = Reading (dBuV/m) + Factor (dB).
3. Factor (dB/m) = Antenna Factor (dB/m) + Cable Factor (dB).
4. Margin(dB) = Limit[dBµV/m] - Level [dBµV/m]

Channel	802.11ac80 CH 138	Frequency	5690MHz
Frequency Range	Above 1G	Detector Function	PK/AV

Horizontal

NO.	Freq. [MHz]	Reading [dBμV/m]	Factor [dB]	Level [dBμV/m]	Limit [dBμV/m]	Margin [dB]	Height [cm]	Angle [°]	Detector
1	11380.0000	25.77	14.99	40.76	74.00	33.24	194	46	PK
2	11380.0000	17.90	14.99	32.89	54.00	21.11	384	184	AV
3	17070.0000	19.31	26.26	45.57	68.20	22.63	290	13	PK
4	17070.0000	12.48	26.26	38.74	54.00	15.26	399	13	AV

Vertical

NO.	Freq. [MHz]	Reading [dBμV/m]	Factor [dB]	Level [dBμV/m]	Limit [dBμV/m]	Margin [dB]	Height [cm]	Angle [°]	Remark
1	11380.0000	26.56	14.99	41.55	74.00	32.45	319	218	PK
2	11380.0000	18.77	14.99	33.76	54.00	20.24	191	43	AV
3	17070.0000	20.01	26.26	46.27	68.20	21.93	323	158	PK
4	17070.0000	12.36	26.26	38.62	54.00	15.38	376	6	AV

Remark: 1. The emission levels of other frequencies were greater than 20dB margin.
2. Level (dBuV/m) = Reading (dBuV/m) + Factor (dB).
3. Factor (dB/m) = Antenna Factor (dB/m) + Cable Factor (dB).
4. Margin(dB) = Limit[dBμV/m] - Level [dBμV/m]

Channel	802.11ax80 CH106	Frequency	5530 MHz
Frequency Range	Above 1G	Detector Function	PK/AV

Horizontal

NO.	Freq. [MHz]	Reading [dBµV/m]	Factor [dB]	Level [dBµV/m]	Limit [dBµV/m]	Margin [dB]	Height [cm]	Angle [°]	Detector
1	5435.7929	46.67	9.78	56.45	74.00	17.55	369	41	PK
2	5453.6768	35.02	9.81	44.83	54.00	9.17	371	320	AV
3	5470.0000	44.64	9.94	54.58	68.30	13.72	261	160	PK
4	5535.8429	73.22	9.01	82.23			104	151	AV
5	5536.0930	84.12	9.01	93.13			153	147	PK
6	11060.0000	26.80	15.05	41.85	74.00	32.15	393	172	PK
7	11060.0000	16.49	15.05	31.54	54.00	22.46	227	302	AV
8	16590.0000	21.65	23.82	45.47	68.20	22.73	313	106	PK
9	16590.0000	11.85	23.82	35.67	54.00	18.33	341	72	AV

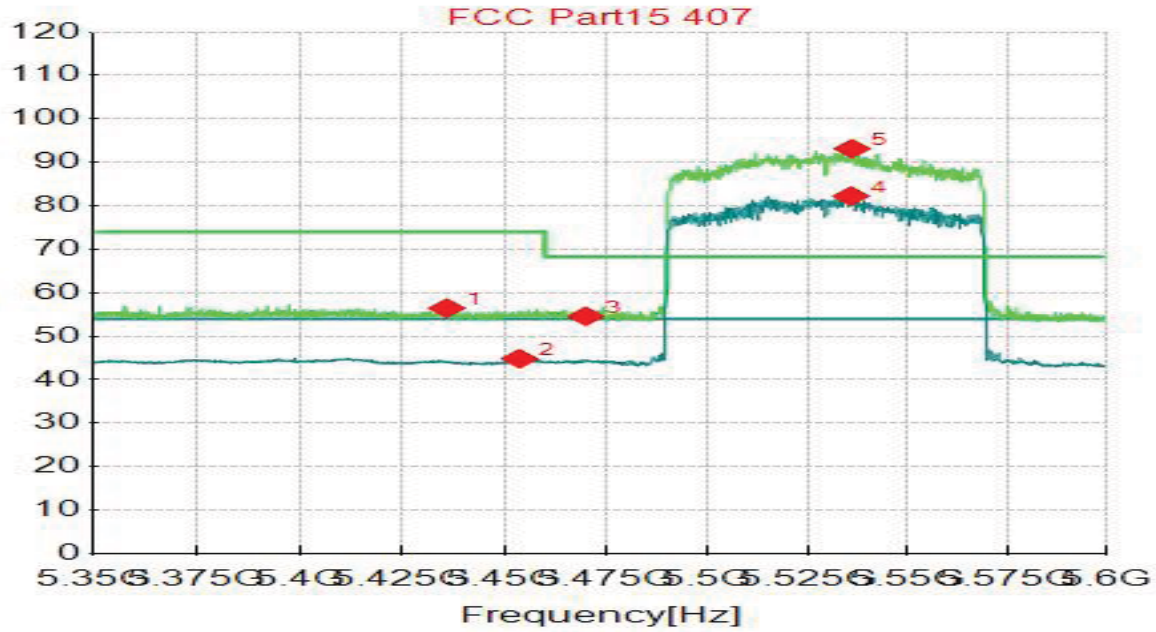

Remark: 1. The emission levels of other frequencies were greater than 20dB margin.
2. Level (dBuV/m) = Reading (dBuV/m) + Factor (dB).
3. Factor (dB/m) = Antenna Factor (dB/m) + Cable Factor (dB).
4. Margin(dB) = Limit[dBµV/m] - Level [dBµV/m]

Channel	802.11ax80 CH106	Frequency	5530 MHz
Frequency Range	Above 1G	Detector Function	PK/AV

Vertical

NO.	Freq. [MHz]	Reading [dBµV/m]	Factor [dB]	Level [dBµV/m]	Limit [dBµV/m]	Margin [dB]	Height [cm]	Angle [°]	Detector
1	5453.6768	37.39	9.81	47.20	54.00	6.80	191	304	AV
2	5454.0520	49.18	9.83	59.01	74.00	14.99	299	313	PK
3	5470.0000	47.62	9.94	57.56	68.30	10.74	284	292	PK
4	5534.9675	79.77	8.99	88.76			171	1	AV
5	5538.5943	90.25	9.06	99.31			125	10	PK
6	11060.0000	25.47	15.05	40.52	74.00	33.48	300	50	PK
7	11060.0000	16.93	15.05	31.98	54.00	22.02	349	56	AV
8	16590.0000	20.92	23.82	44.74	68.20	23.46	299	53	PK
9	16590.0000	12.05	23.82	35.87	54.00	18.13	308	210	AV

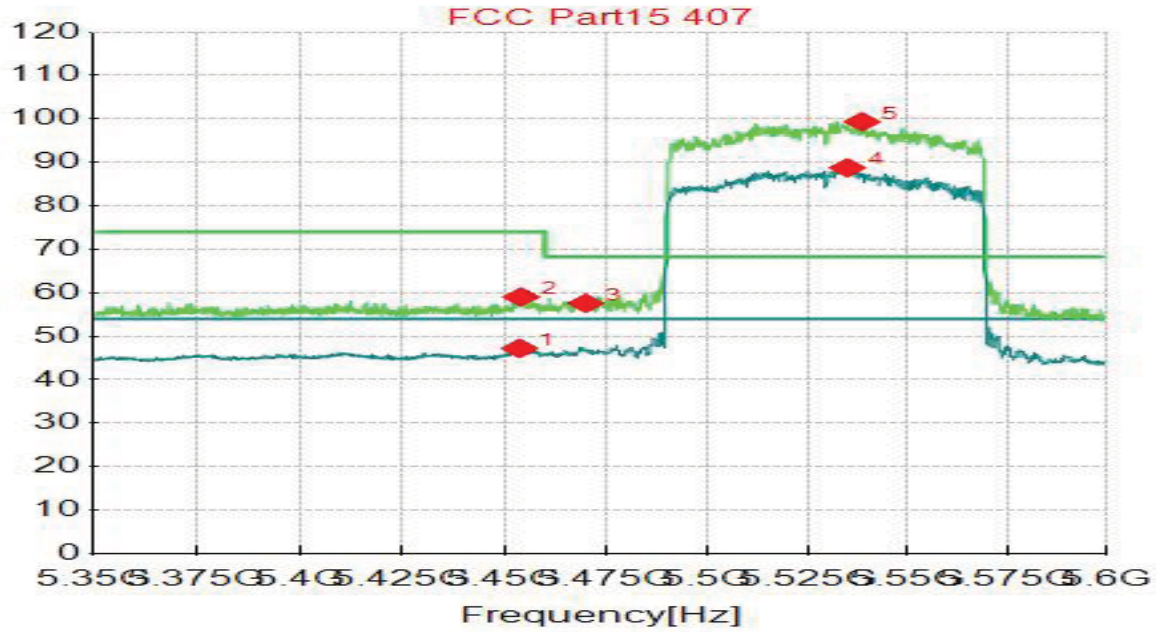

Remark: 1. The emission levels of other frequencies were greater than 20dB margin.
2. Level (dBuV/m) = Reading (dBuV/m) + Factor (dB).
3. Factor (dB/m) = Antenna Factor (dB/m) + Cable Factor (dB).
4. Margin(dB) = Limit[dBµV/m] - Level [dBµV/m]

Channel	802.11ax80 CH122	Frequency	5610 MHz
Frequency Range	Above 1G	Detector Function	PK/AV

Horizontal

NO.	Freq. [MHz]	Reading [dBμV/m]	Factor [dB]	Level [dBμV/m]	Limit [dBμV/m]	Margin [dB]	Height [cm]	Angle [°]	Detector
1	5598.9245	84.23	8.86	93.09			350	326	PK
2	5725.0000	45.19	8.89	54.08	68.30	14.22	180	302	PK
3	5736.4932	46.66	8.85	55.51	68.30	12.79	242	34	PK
4	11220.0000	25.91	15.03	40.94	74.00	33.06	255	76	PK
5	11220.0000	16.81	15.03	31.84	54.00	22.16	345	252	AV
6	16830.0000	21.96	24.89	46.85	68.20	21.35	173	186	PK
7	16830.0000	11.88	24.89	36.77	54.00	17.23	235	30	AV

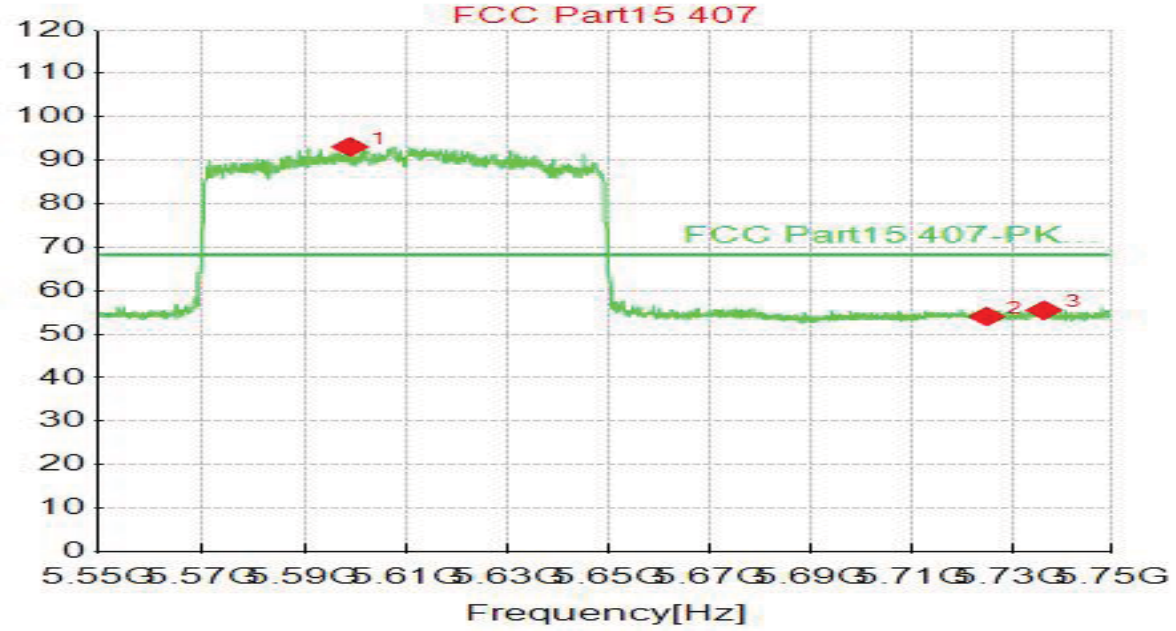

Remark: 1. The emission levels of other frequencies were greater than 20dB margin.
2. Level (dBuV/m) = Reading (dBuV/m) + Factor (dB).
3. Factor (dB/m) = Antenna Factor (dB/m) + Cable Factor (dB).
4. Margin(dB) = Limit[dBμV/m] - Level [dBμV/m]

Channel	802.11ax80 CH122	Frequency	5610 MHz
Frequency Range	Above 1G	Detector Function	PK/AV

Vertical

NO.	Freq. [MHz]	Reading [dBµV/m]	Factor [dB]	Level [dBµV/m]	Limit [dBµV/m]	Margin [dB]	Height [cm]	Angle [°]	Detector
1	5605.1276	89.97	8.94	98.91			140	17	PK
2	5725.0000	45.60	8.89	54.49	68.30	13.81	390	101	PK
3	5733.4917	47.19	8.77	55.96	68.30	12.34	379	359	PK
4	11220.0000	26.40	15.03	41.43	74.00	32.57	101	305	PK
5	11220.0000	16.83	15.03	31.86	54.00	22.14	171	26	AV
6	16830.0000	19.86	24.89	44.75	68.20	23.45	133	182	PK
7	16830.0000	12.01	24.89	36.90	54.00	17.10	372	226	AV

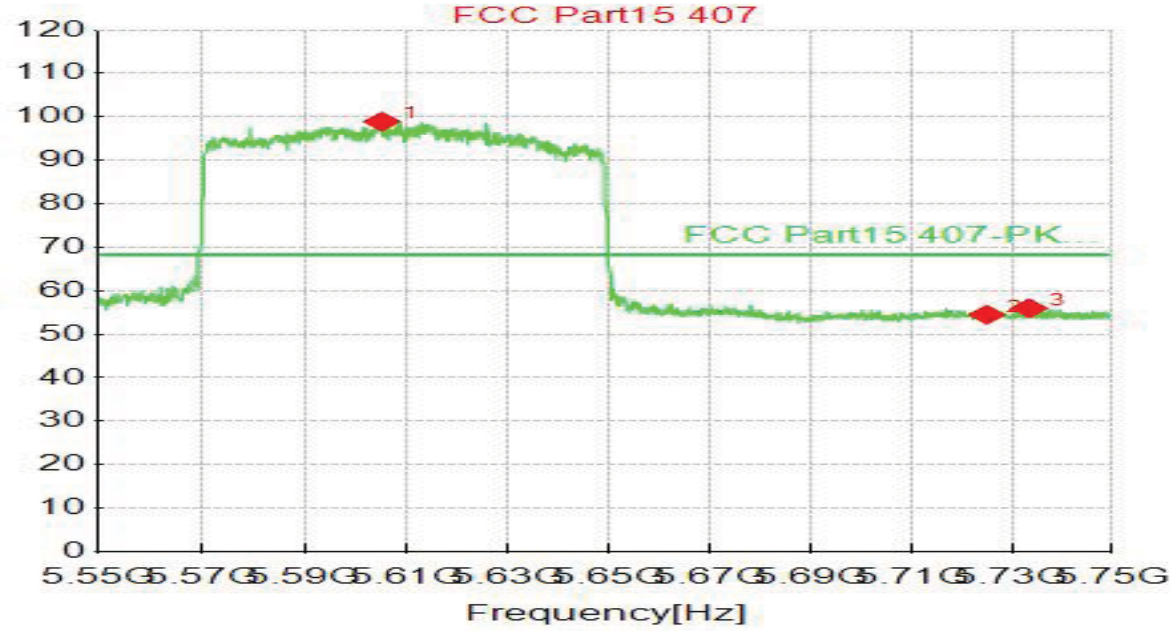

Remark: 1. The emission levels of other frequencies were greater than 20dB margin.
2. Level (dBuV/m) = Reading (dBuV/m) + Factor (dB).
3. Factor (dB/m) = Antenna Factor (dB/m) + Cable Factor (dB).
4. Margin(dB) = Limit[dBµV/m] - Level [dBµV/m]

Channel	802.11ax80 CH 138	Frequency	5690MHz
Frequency Range	Above 1G	Detector Function	PK/AV

Horizontal

NO.	Freq. [MHz]	Reading [dBμV/m]	Factor [dB]	Level [dBμV/m]	Limit [dBμV/m]	Margin [dB]	Height [cm]	Angle [°]	Detector
1	11380.0000	24.49	14.99	39.48	74.00	34.52	105	26	PK
2	11380.0000	17.60	14.99	32.59	54.00	21.41	367	49	AV
3	17070.0000	20.12	26.26	46.38	68.20	21.82	279	306	PK
4	17070.0000	11.94	26.26	38.20	54.00	15.80	118	23	AV

Vertical

NO.	Freq. [MHz]	Reading [dBμV/m]	Factor [dB]	Level [dBμV/m]	Limit [dBμV/m]	Margin [dB]	Height [cm]	Angle [°]	Remark
1	11380.0000	25.88	14.99	40.87	74.00	33.13	190	139	PK
2	11380.0000	17.39	14.99	32.38	54.00	21.62	187	80	AV
3	17070.0000	19.46	26.26	45.72	68.20	22.48	319	299	PK
4	17070.0000	13.07	26.26	39.33	54.00	14.67	296	299	AV

Remark: 1. The emission levels of other frequencies were greater than 20dB margin.
2. Level (dBuV/m) = Reading (dBuV/m) + Factor (dB).
3. Factor (dB/m) = Antenna Factor (dB/m) + Cable Factor (dB).
4. Margin(dB) = Limit[dBμV/m] - Level [dBμV/m]

3.1.9 TEST RESULTS - Band 4 (5745-5825MHz):

ABOVE 1GHz DATA

Channel	802.11a CH149	Frequency	5745 MHz
Frequency Range	Above 1G	Detector Function	PK/AV

Horizontal

NO.	Freq. [MHz]	Reading [dBµV/m]	Factor [dB]	Level [dBµV/m]	Limit [dBµV/m]	Margin [dB]	Height [cm]	Angle [°]	Detector
1	5620.4477	46.94	8.99	55.93	68.20	12.27	279	32	PK
2	5745.0100	89.70	8.94	98.64			130	225	PK
3	5940.1076	47.63	10.80	58.43	68.20	9.77	384	254	PK
4	11490.0000	25.30	15.04	40.34	74.00	33.66	235	1	PK
5	11490.0000	16.69	15.04	31.73	54.00	22.27	230	36	AV
6	17235.0000	20.40	25.53	45.93	68.20	22.27	134	72	PK
7	17235.0000	13.14	25.53	38.67	54.00	15.33	306	72	AV

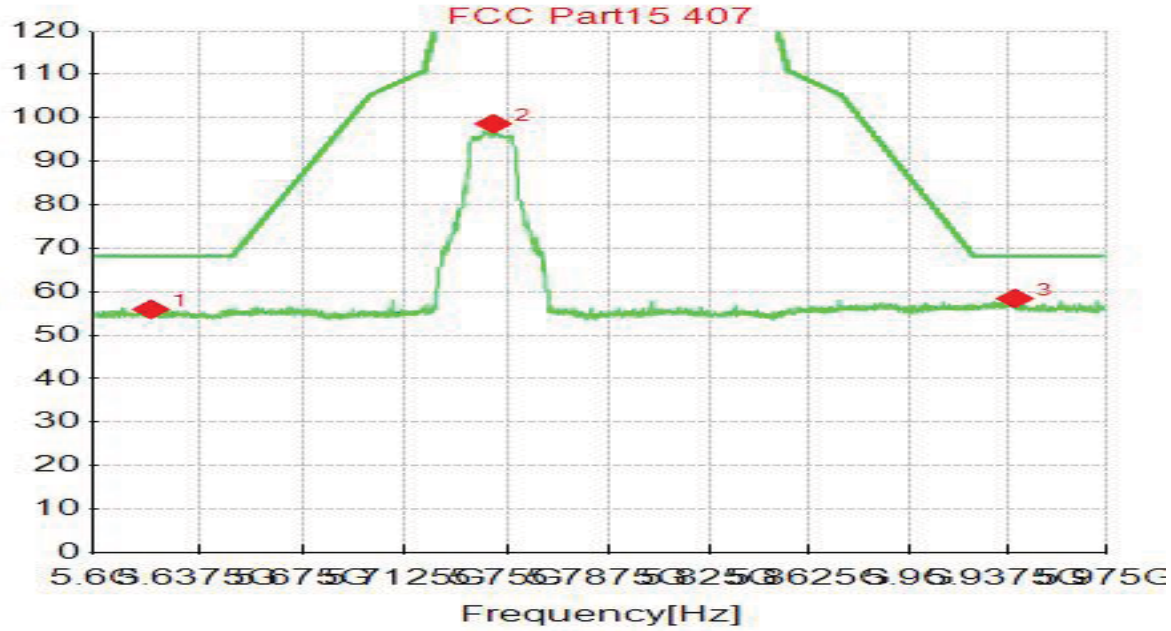

Remark: 1. The emission levels of other frequencies were greater than 20dB margin.
2. Level (dBuV/m) = Reading (dBuV/m) + Factor (dB).
3. Factor (dB/m) = Antenna Factor (dB/m) + Cable Factor (dB).
4. Margin(dB) = Limit[dBµV/m] - Level [dBµV/m]

Channel	802.11a CH149	Frequency	5745 MHz
Frequency Range	Above 1G	Detector Function	PK/AV

Vertical

NO.	Freq. [MHz]	Reading [dBμV/m]	Factor [dB]	Level [dBμV/m]	Limit [dBμV/m]	Margin [dB]	Height [cm]	Angle [°]	Detector
1	5613.8819	47.03	9.02	56.05	68.20	12.15	235	251	PK
2	5747.0735	90.66	8.93	99.59			230	288	PK
3	5972.5613	50.59	10.00	60.59	68.20	7.61	134	200	PK
4	11490.0000	24.49	15.04	39.53	74.00	34.47	292	249	PK
5	11490.0000	17.30	15.04	32.34	54.00	21.66	322	249	AV
6	17235.0000	19.65	25.53	45.18	68.20	23.02	304	72	PK
7	17235.0000	12.19	25.53	37.72	54.00	16.28	336	126	AV

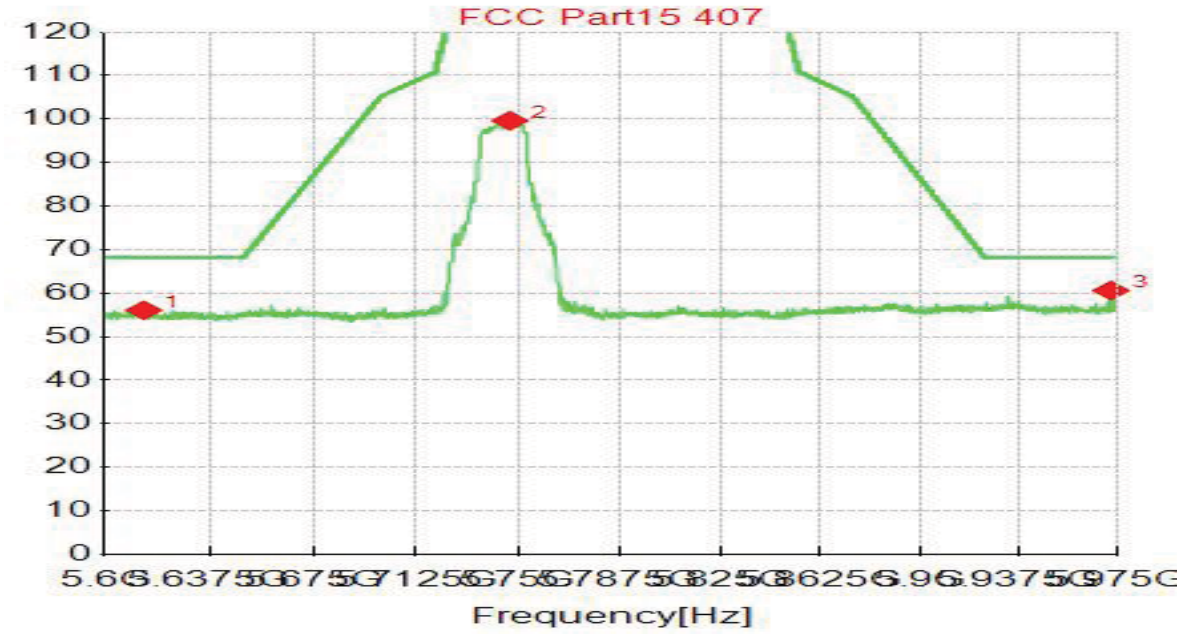

Remark: 1. The emission levels of other frequencies were greater than 20dB margin.
2. Level (dBuV/m) = Reading (dBuV/m) + Factor (dB).
3. Factor (dB/m) = Antenna Factor (dB/m) + Cable Factor (dB).
4. Margin(dB) = Limit[dBμV/m] - Level [dBμV/m]

Channel	802.11a CH 157	Frequency	5785MHz
Frequency Range	Above 1G	Detector Function	PK/AV

Horizontal

NO.	Freq. [MHz]	Reading [dBμV/m]	Factor [dB]	Level [dBμV/m]	Limit [dBμV/m]	Margin [dB]	Height [cm]	Angle [°]	Detector
1	11570.0000	25.40	15.34	40.74	74.00	33.26	219	142	PK
2	11570.0000	18.51	15.34	33.85	54.00	20.15	152	93	AV
3	17355.0000	19.35	26.30	45.65	68.20	22.55	337	99	PK
4	17355.0000	13.31	26.30	39.61	54.00	14.39	202	122	AV

Vertical

NO.	Freq. [MHz]	Reading [dBμV/m]	Factor [dB]	Level [dBμV/m]	Limit [dBμV/m]	Margin [dB]	Height [cm]	Angle [°]	Remark
1	11570.0000	26.13	15.34	41.47	74.00	32.53	251	189	PK
2	11570.0000	18.33	15.34	33.67	54.00	20.33	136	66	AV
3	17355.0000	19.16	26.30	45.46	68.20	22.74	222	295	PK
4	17355.0000	12.52	26.30	38.82	54.00	15.18	167	216	AV

Remark: 1. The emission levels of other frequencies were greater than 20dB margin.
2. Level (dBuV/m) = Reading (dBuV/m) + Factor (dB).
3. Factor (dB/m) = Antenna Factor (dB/m) + Cable Factor (dB).
4. Margin(dB) = Limit[dBμV/m] - Level [dBμV/m]

Channel	802.11a CH165	Frequency	5825 MHz
Frequency Range	Above 1G	Detector Function	PK/AV

Horizontal

NO.	Freq. [MHz]	Reading [dBμV/m]	Factor [dB]	Level [dBμV/m]	Limit [dBμV/m]	Margin [dB]	Height [cm]	Angle [°]	Detector
1	5639.0195	48.21	8.49	56.70	68.20	11.50	203	194	PK
2	5826.0505	92.46	8.78	101.24			198	296	PK
3	5971.8109	52.18	10.01	62.19	68.20	6.01	125	264	PK
4	11650.0000	25.27	15.21	40.48	74.00	33.52	358	188	PK
5	11650.0000	18.26	15.21	33.47	54.00	20.53	270	351	AV
6	17475.0000	19.31	26.05	45.36	68.20	22.84	274	357	PK
7	17475.0000	10.96	26.05	37.01	54.00	16.99	156	202	AV

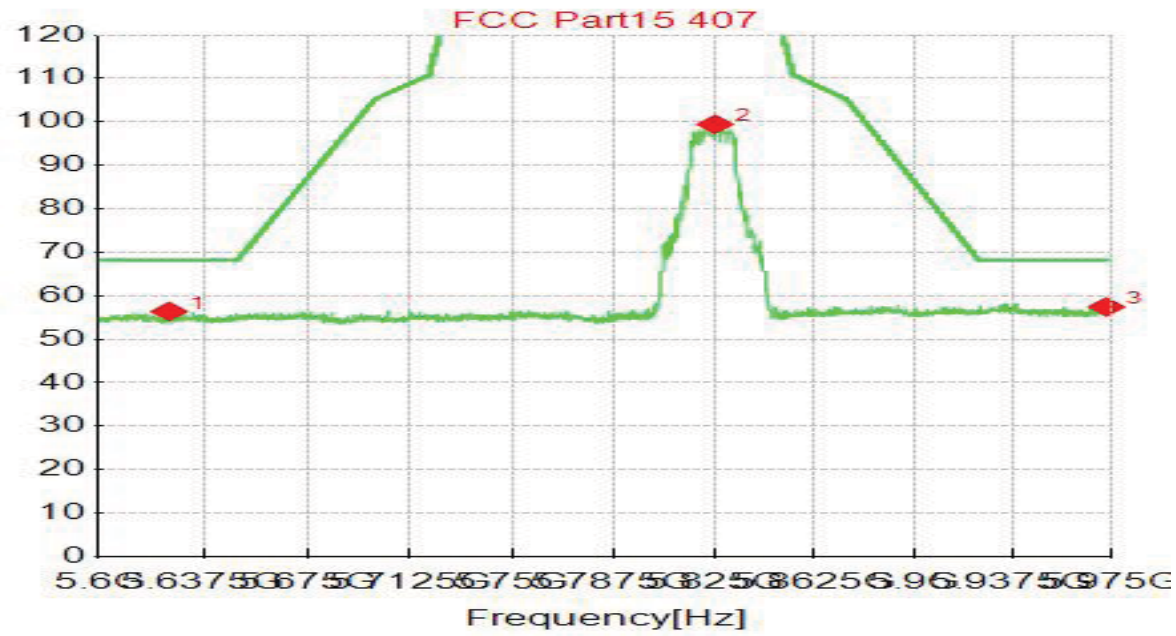

Remark: 1. The emission levels of other frequencies were greater than 20dB margin.
2. Level (dBuV/m) = Reading (dBuV/m) + Factor (dB).
3. Factor (dB/m) = Antenna Factor (dB/m) + Cable Factor (dB).
4. Margin(dB) = Limit[dBμV/m] - Level [dBμV/m]

Channel	802.11a CH165	Frequency	5825 MHz
Frequency Range	Above 1G	Detector Function	PK/AV

Vertical

NO.	Freq. [MHz]	Reading [dBµV/m]	Factor [dB]	Level [dBµV/m]	Limit [dBµV/m]	Margin [dB]	Height [cm]	Angle [°]	Detector
1	5633.9545	47.02	8.81	55.83	68.20	12.37	209	80	PK
2	5725.0000	45.76	8.89	54.65	68.20	67.55	176	358	PK
3	5823.2366	98.28	8.82	107.10			102	1	PK
4	11650.0000	24.62	15.21	39.83	74.00	34.17	161	33	PK
5	11650.0000	18.49	15.21	33.70	54.00	20.30	138	105	AV
6	17475.0000	18.30	26.05	44.35	68.20	23.85	166	13	PK
7	17475.0000	11.44	26.05	37.49	54.00	16.51	362	252	AV

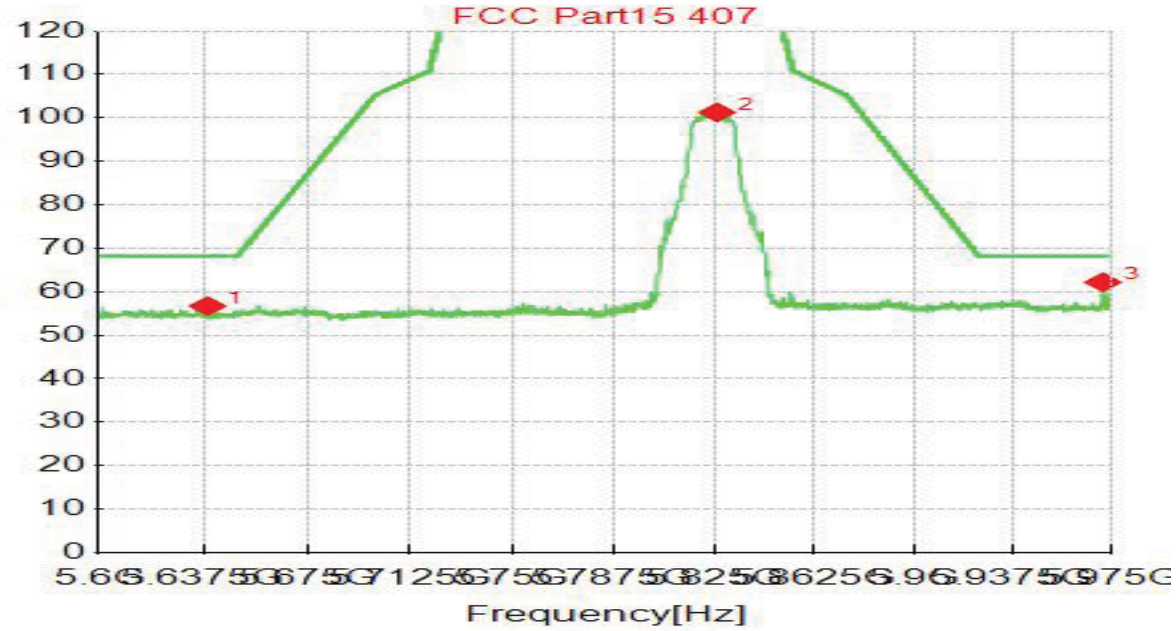

Remark: 1. The emission levels of other frequencies were greater than 20dB margin.
2. Level (dBuV/m) = Reading (dBuV/m) + Factor (dB).
3. Factor (dB/m) = Antenna Factor (dB/m) + Cable Factor (dB).
4. Margin(dB) = Limit[dBµV/m] - Level [dBµV/m]

Channel	802.11n20 CH149	Frequency	5745 MHz
Frequency Range	Above 1G	Detector Function	PK/AV

Horizontal

NO.	Freq. [MHz]	Reading [dBμV/m]	Factor [dB]	Level [dBμV/m]	Limit [dBμV/m]	Margin [dB]	Height [cm]	Angle [°]	Detector
1	5636.7684	48.45	8.63	57.08	68.20	11.12	168	202	PK
2	5746.6983	88.95	8.93	97.88			397	239	PK
3	5933.5418	47.28	10.61	57.89	68.20	10.31	232	308	PK
4	11490.0000	24.70	15.04	39.74	74.00	34.26	255	229	PK
5	11490.0000	17.96	15.04	33.00	54.00	21.00	283	358	AV
6	17235.0000	19.48	25.53	45.01	68.20	23.19	326	140	PK
7	17235.0000	12.80	25.53	38.33	54.00	15.67	169	110	AV

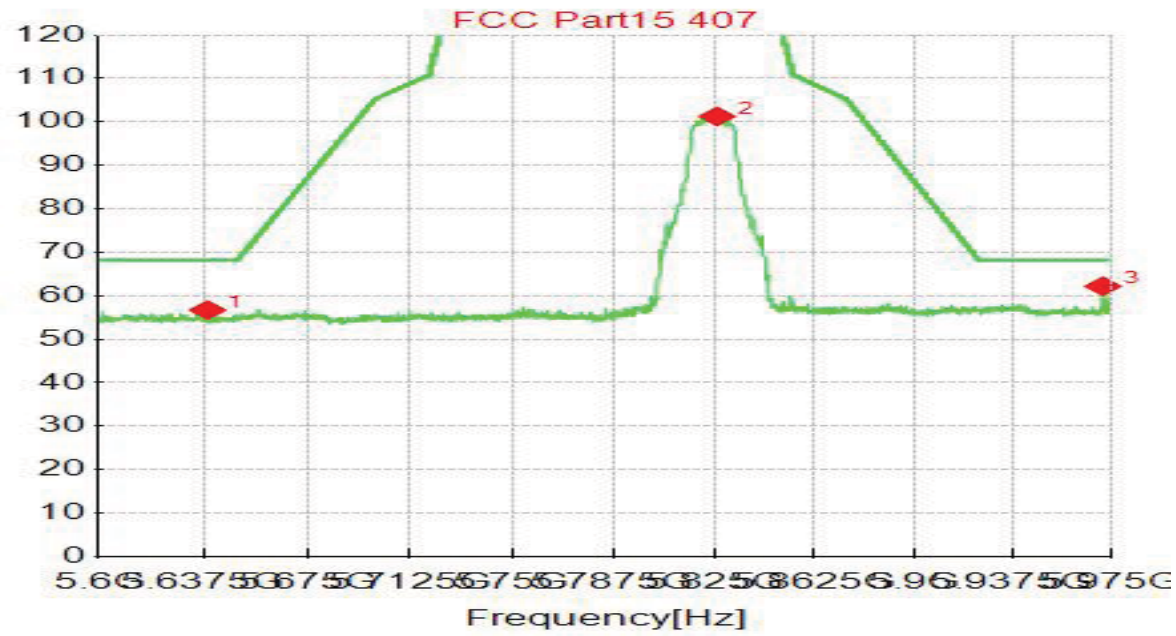

Remark: 1. The emission levels of other frequencies were greater than 20dB margin.
2. Level (dBuV/m) = Reading (dBuV/m) + Factor (dB).
3. Factor (dB/m) = Antenna Factor (dB/m) + Cable Factor (dB).
4. Margin(dB) = Limit[dBμV/m] - Level [dBμV/m]