

FIGURE 1
BALLAST (M/N: FBT T5 14X2)
COVER REMOVED



FIGURE 2
BALLAST (M/N: FBT T5 14X2)
MAIN BOARD (COMPONENT SIDE)



FIGURE 3
BALLAST (M/N: FBT T5 14X2)
MAIN BOARD (SOLDERED SIDE)




FIGURE 4
BALLAST (M/N: FBT T5 21X2)
COVER REMOVED



FIGURE 5
BALLAST (M/N: FBT T5 21X2)
MAIN BOARD (COMPONENT SIDE)




FIGURE 6
BALLAST (M/N: FBT T5 21X2)
MAIN BOARD (SOLDERED SIDE)




FIGURE 7
BALLAST (M/N: FBT T5 24X2)
COVER REMOVED



FIGURE 8
BALLAST (M/N: FBT T5 24X2)
MAIN BOARD (COMPONENT SIDE)



FIGURE 9
BALLAST (M/N: FBT T5 24X2)
MAIN BOARD (SOLDERED SIDE)



FIGURE 10
BALLAST (M/N: FBT T5 39X2)
COVER REMOVED



FIGURE 11
BALLAST (M/N: FBT T5 39X2)
MAIN BOARD (COMPONENT SIDE)



FIGURE 12
BALLAST (M/N: FBT T5 39X2)
MAIN BOARD (SOLDERED SIDE)




Figure 13
BALLAST (M/N: FBT T5 54X2)
COVER REMOVED



FIGURE 14
BALLAST (M/N: FBT T5 54X2)
MAIN BOARD (COMPONENT SIDE)



FIGURE 15
BALLAST (M/N: FBT T5 54X2)
MAIN BOARD (SOLDERED SIDE)

