

FIGURE 1
BALLAST (M/N: FBT T5 14x1)
COVER REMOVED



FIGURE 2
BALLAST (M/N: FBT T5 14x1)
MAIN BOARD (COMPONENT SIDE)




FIGURE 3
BALLAST (M/N: FBT T5 14x1)
MAIN BOARD (SOLDERED SIDE)



FIGURE 4
BALLAST (M/N: FBT T5 21x1)
COVER REMOVED



FIGURE 5
BALLAST (M/N: FBT T5 21x1)
MAIN BOARD (COMPONENT SIDE)




FIGURE 6
BALLAST (M/N: FBT T5 21x1)
MAIN BOARD (SOLDERED SIDE)



FIGURE 7
BALLAST (M/N: FBT T5 24x1)
COVER REMOVED



FIGURE 8
BALLAST (M/N: FBT T5 24x1)
MAIN BOARD (COMPONENT SIDE)




FIGURE 9
BALLAST (M/N: FBT T5 24x1)
MAIN BOARD (SOLDERED SIDE)



FIGURE 10
BALLAST (M/N: FBT T5 39x1)
COVER REMOVED



FIGURE 11
BALLAST (M/N: FBT T5 39X1)
MAIN BOARD (COMPONENT SIDE)




FIGURE 12
BALLAST (M/N: FBT T5 39X1)
MAIN BOARD (SOLDERED SIDE)



Figure 13
BALLAST (M/N: FBT T5 54x1)
COVER REMOVED



FIGURE 14
BALLAST (M/N: FBT T5 54x1)
MAIN BOARD (COMPONENT SIDE)



FIGURE 15
BALLAST (M/N: FBT T5 54x1)
MAIN BOARD (SOLDERED SIDE)



FIGURE 16
BALLAST (M/N: FBT T5 80x1)
COVER REMOVED



FIGURE 17
BALLAST (M/N: FBT T5 80X1)
MAIN BOARD (COMPONENT SIDE)




FIGURE 18
BALLAST (M/N: FBT T5 80X1)
MAIN BOARD (SOLDERED SIDE)

