

# SAR Test Setup Photos

**Project Number:** 3699218  
**Report Number:** 3699218EMC07 A1      **Revision Level:** 0  
**Client:** Cross Match Technologies  
**FCC ID:** Q9YSENTRY3  
**Equipment Under Test:** GSM/WCDMA module  
**Model Number:** Verifer-Sentry1 containing  
GSM/WCDMA module model PHS8-P


Remarks: This report details the results of the testing carried out on one sample, the results contained in this test report do not relate to other samples of the same product. The manufacturer should ensure that all products in series production are in conformity with the product sample detailed in this report.

This report may only be reproduced and distributed in full. If the product in this report is used in any configuration other than that detailed in the report, the manufacturer must ensure the new system complies with all relevant standards. Any mention of SGS International Electrical Approvals or Testing done by SGS International Electrical Approvals in connection with distribution or use of the product described in this report must be approved by SGS international Electrical Approvals in writing.


## 1 SETUP PHOTOGRAPHS

Postion P1



EUT screen facing towards phantom




Position P2  
EUT screen facing away from phantom



Position P3  
EUT left side towards phantom



Position P4  
EUT right side towards phantom



Position P1 or P2 with case

