




11. SETUP PHOTOS

ANTENNA PORT CONDUCTED RF MEASUREMENT SETUP




RADIATED RF MEASUREMENT SETUP (BELOW 1 GHz)



RADIATED RF MEASUREMENT SETUP (ABOVE 1 GHz)






RADIATED RF MEASUREMENT SETUP FOR PORTABLE CONFIGURATION

X-AXIS PHOTO



Y-AXIS PHOTO (WORST-CASE ORIENTATION)





POWERLINE CONDUCTED EMISSIONS MEASUREMENT SETUP


LINE CONDUCTED FRONT PHOTO



LINE CONDUCTED BACK PHOTO



MODIFICATIONS (LOCATION OF FERRITE)



END OF REPORT