



DUT and SAR Set-up Photos

Photograph 1: Overall Dimensions of handpiece including tip 5912-002-043



Photograph 2: Overall Dimensions of console



Photograph 3: Top View of the DUT



Photograph 4: Bottom View of the DUT



Photograph 5: Front View of the DUT




Photograph 6: Bottom View of the DUT




Extremity Exposure Conditions


Photograph 7: Extremity, Top, 0 mm



Photograph 8: Extremity, Bottom, 0 mm



Photograph 9: Extremity, Edge Left, 0 mm




Photograph 10: Extremity, Edge Right, 0 mm

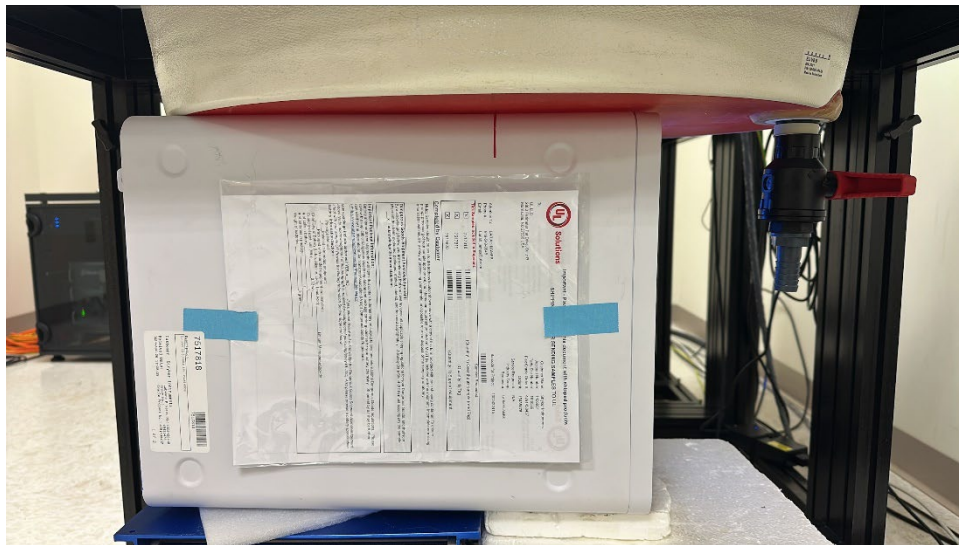


Body Exposure Conditions

Photograph 11: Body, Front, 0 mm

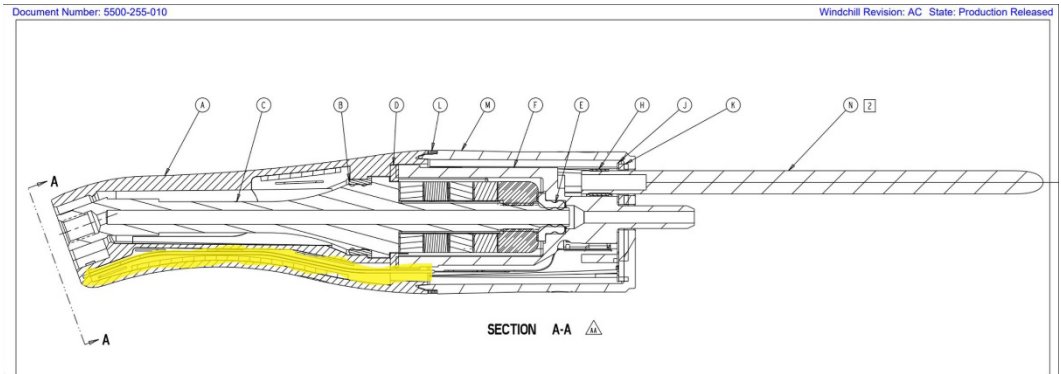


Photograph 12: Body, Right, 0 mm




Antenna Dimensions & Separation Distances

Handpiece:



Note: Handpiece Antenna is located in the highlighted region of the handpiece.

Console:



END OF APPENDIX A