

Measurement Report for Custom Band, EDGE TOP, 375-701-500

Exposure Conditions

Band	Custom Band	TSL Permittivity	53.5
Frequency [MHz] Channel Number	13.500 13500	TSL Conductivity [S/m]	0.74
Group UID	CW 0--	Phantom Section TSL	Flat HSL
Conversion Factor	16.02	Test Distance [mm]	0.00
Communication Configuration	CW		

Hardware Setup

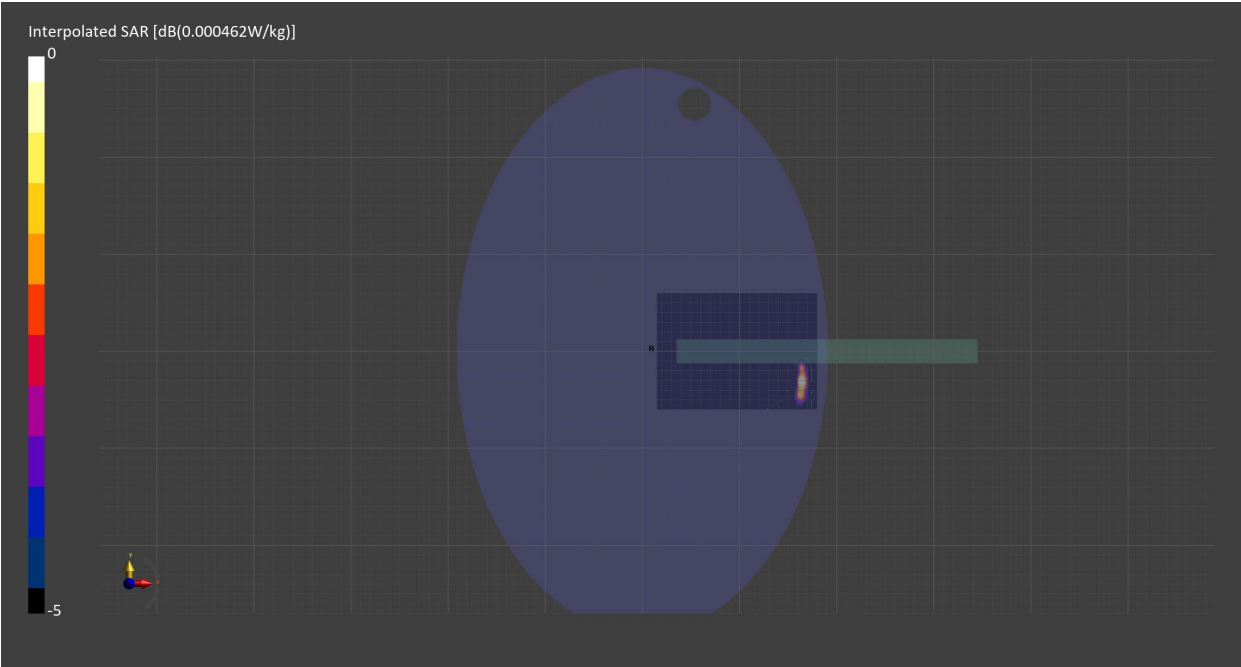
Probe Calibration Date	EX3DV4 - SN7710 2024-01-16	Phantom	ELI V8.0 (20deg probe tilt) - SN2081
DAE Calibration Date	DAE4 Sn1715 2024-02-12	TSL Meas. Date	HBBL4-250V3 2024-May-01

Scans Setup

	Area Scan	Zoom Scan
Grid Extents [mm]	210.0 x 120.0	30.0 x 30.0 x 30.0
Grid Steps [mm]	15.0 x 15.0	0.7 x 0.7 x 1.2
Sensor Surface [mm]	3.0	1.4
Graded Grid	N/A	Yes
M2/M1 [%]		N/A
Dist 3dB Peak [mm]		N/A

Measurement Results

	Area Scan	Zoom Scan
psSAR1g [W/Kg]	0	0
psSAR10g [W/Kg]	0	0
Power Drift [dB]	N/A	N/A



Measurement Report for Custom Band, EDGE TOP, 375-704-500

Exposure Conditions

Band	Custom Band	TSL Permittivity	53.5
Frequency [MHz] Channel Number	13.500 13500	TSL Conductivity [S/m]	0.74
Group UID	CW 0--	Phantom Section TSL	Flat HSL
Conversion Factor	16.02	Test Distance [mm]	0.00
Communication Configuration			CW

Hardware Setup

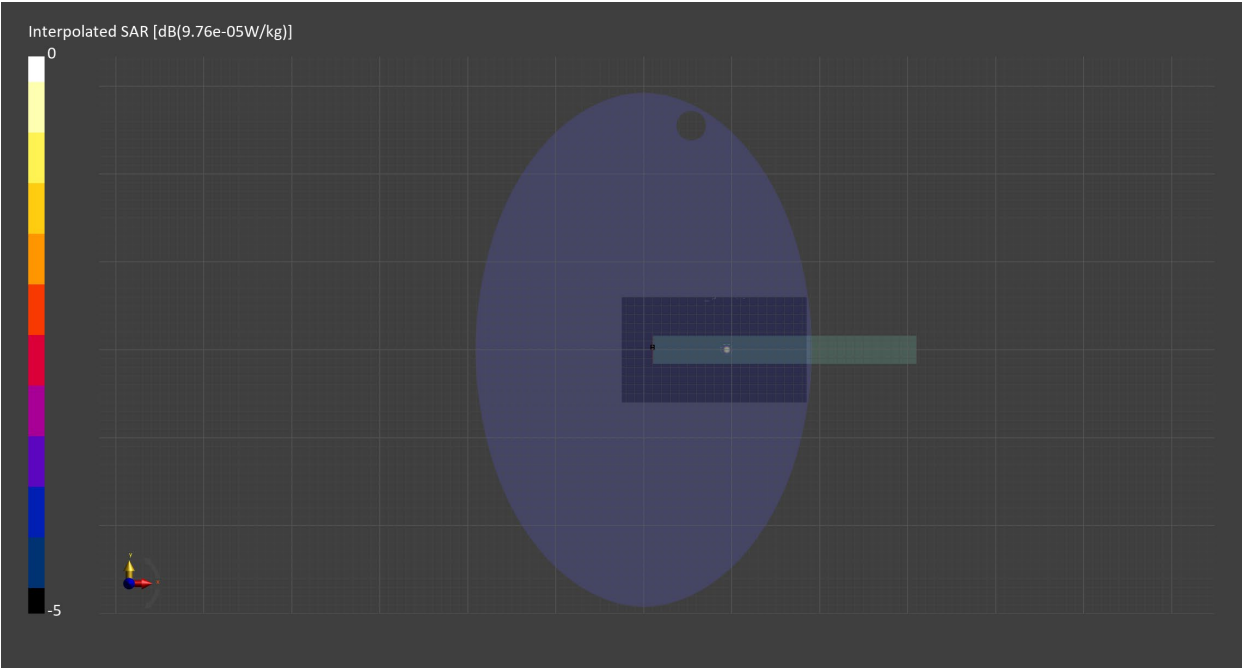
Probe Calibration Date	EX3DV4 - SN7710 2024-01-16	Phantom	ELI V8.0 (20deg probe tilt) - SN2081
DAE Calibration Date	DAE4 Sn1715 2024-02-12	TSL Meas. Date	HBBL4-250V3 2024-May-01

Scans Setup

	Area Scan	Zoom Scan
Grid Extents [mm]	210.0 x 120.0	30.0 x 30.0 x 30.0
Grid Steps [mm]	15.0 x 15.0	0.7 x 0.7 x 1.2
Sensor Surface [mm]	3.0	1.4
Graded Grid	N/A	Yes
M2/M1 [%]		N/A
Dist 3dB Peak [mm]		N/A

Measurement Results

	Area Scan	Zoom Scan
psSAR1g [W/Kg]	0	0
psSAR10g [W/Kg]	0	0
Power Drift [dB]	N/A	N/A



Measurement Report for Custom Band, EDGE TOP, 375-708-500

Exposure Conditions

Band	Custom Band	TSL Permittivity	52.9
Frequency [MHz] Channel Number	13.500 13500	TSL Conductivity [S/m]	0.74
Group UID	CW 0--	Phantom Section TSL	Flat HSL
Conversion Factor	16.02	Test Distance [mm]	0.00
Communication Configuration			CW

Hardware Setup

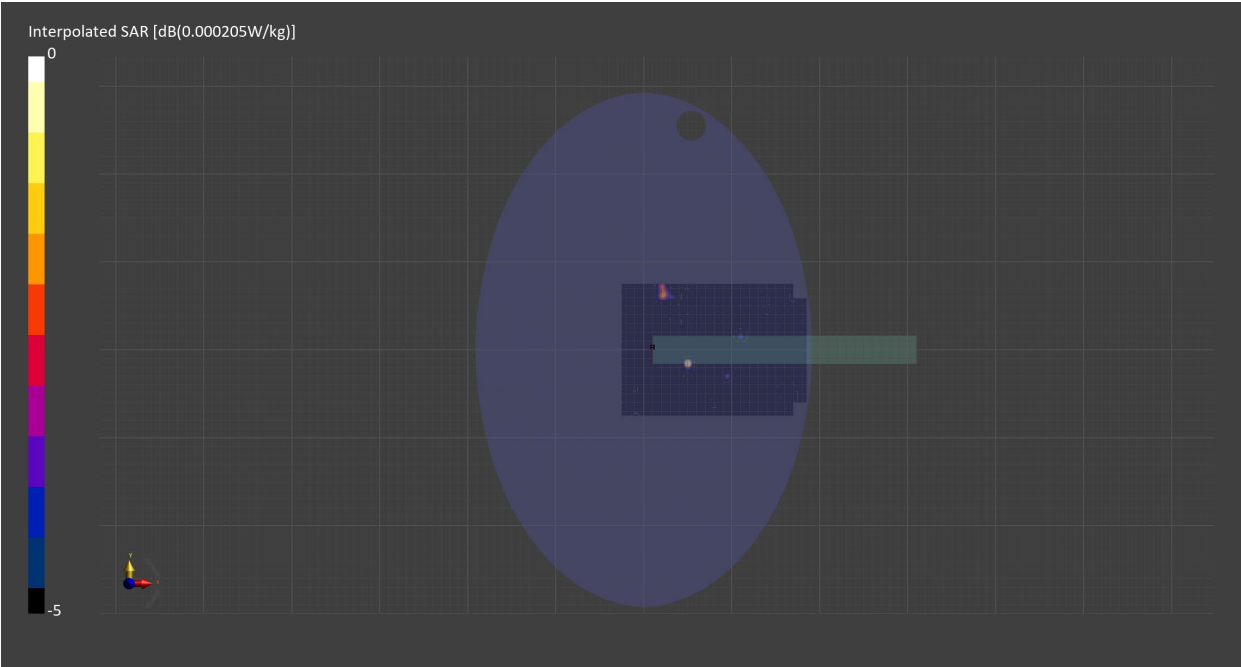
Probe Calibration Date	EX3DV4 - SN7710 2024-01-16	Phantom	ELI V8.0 (20deg probe tilt) - SN2081
DAE Calibration Date	DAE4 Sn1715 2024-02-12	TSL Meas. Date	HBBL4-250V3 2024-Jun-04

Scans Setup

	Area Scan	Zoom Scan
Grid Extents [mm]	210.0 x 150.0	x x
Grid Steps [mm]	15.0 x 15.0	x x
Sensor Surface [mm]	3.0	
Graded Grid	N/A	
M2/M1 [%]		
Dist 3dB Peak [mm]		

Measurement Results

	Area Scan	Zoom Scan
psSAR1g [W/Kg]	0	0
psSAR10g [W/Kg]	0	0
Power Drift [dB]	N/A	N/A



Measurement Report for Custom Band, EDGE RIGHT, 5400-052-000

Exposure Conditions

Band	Custom Band	TSL Permittivity	53.4
Frequency [MHz] Channel Number	13.500 13500	TSL Conductivity [S/m]	0.73
Group UID	CW 0--	Phantom Section TSL	Flat Head Simulating Liquid
Conversion Factor	16.02	Test Distance [mm]	0.00
Communication Configuration	CW		

Hardware Setup

Probe Calibration Date	EX3DV4 - SN7710 2024-01-16	Phantom	ELI V8.0 (20deg probe tilt) - SN2081
DAE Calibration Date	DAE4 Sn1715 2024-02-12	TSL	HBBL4-250V3

Scans Setup

	Area Scan	Zoom Scan
Grid Extents [mm]	200.0 x 150.0	30.0 x 30.0 x 30.0
Grid Steps [mm]	15.0 x 15.0	6.0 x 6.0 x 1.5
Sensor Surface [mm]	3.0	1.4
Graded Grid	N/A	Yes
M2/M1 [%]		N/A
Dist 3dB Peak [mm]		0.0

Measurement Results

	Area Scan	Zoom Scan
psSAR1g [W/Kg]	0	0
psSAR10g [W/Kg]	0	0
Power Drift [dB]	N/A	2.07

