


12.2. RADIATED RF MEASUREMENT SETUP (BELOW 1 GHz)

12.2.1. AC UNIT

RADIATED FRONT PHOTO (BELOW 1 GHz)



RADIATED BACK PHOTO (BELOW 1 GHz)



12.2.2. POE UNIT

RADIATED FRONT PHOTO (BELOW 1 GHz)



RADIATED BACK PHOTO (BELOW 1 GHz)




12.3. RADIATED RF MEASUREMENT SETUP (ABOVE 1 GHz)

RADIATED FRONT PHOTO (ABOVE 1 GHz)




RADIATED BACK PHOTO (ABOVE 1 GHz)



RADIATED FRONT PHOTO (ABOVE 1 GHz)



RADIATED BACK PHOTO (ABOVE 1 GHz)



12.4. POWERLINE CONDUCTED EMISSIONS MEASUREMENT SETUP

LINE CONDUCTED FRONT PHOTO (AC Powered)



LINE CONDUCTED BACK PHOTO (AC Powered)



LINE CONDUCTED FRONT PHOTO (PoE)




LINE CONDUCTED BACK PHOTO (PoE)



12.5. DYNAMIC FREQUENCY SELECTION MEASUREMENT SETUP

EUT FRONT PHOTO



EUT BACK PHOTO



END OF REPORT