

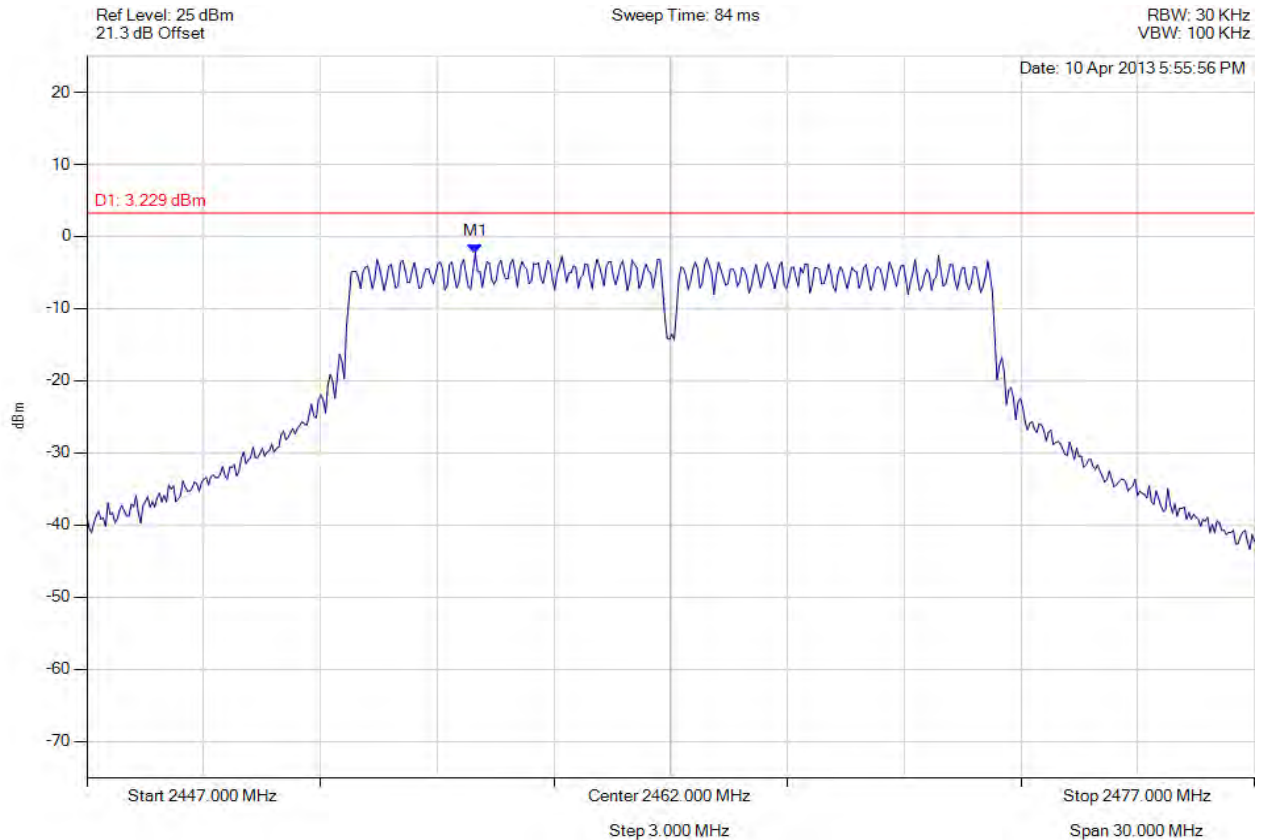


Title: APIN0114, APIN0115 802.11a/b/g/n
To: FCC 47 CFR Part 15.247 & IC RSS-210
Serial #: ARUB148-U4 Rev A
Issue Date: 2nd August 2013
Page: 201 of 394



POWER SPECTRAL DENSITY

Variant: 802.11g, Channel: 2462.00 MHz, Chain b, Temp: Ambient, Voltage: 12 Vdc



Analyser Setup	Marker : Frequency : Amplitude	Test Results
Detector = AVERAGE Sweep Count = 0 RF Atten (dB) = 20 Trace Mode = VIEW	M1 : 2456.980 MHz : -2.343 dBm	Limit: ≤ 13.229 dBm Margin: -15.57 dB

[Back to the Matrix](#)

This test report may be reproduced in full only. The document may only be updated by MiCOM Labs personnel. Any changes will be noted in the Document History section of the report.

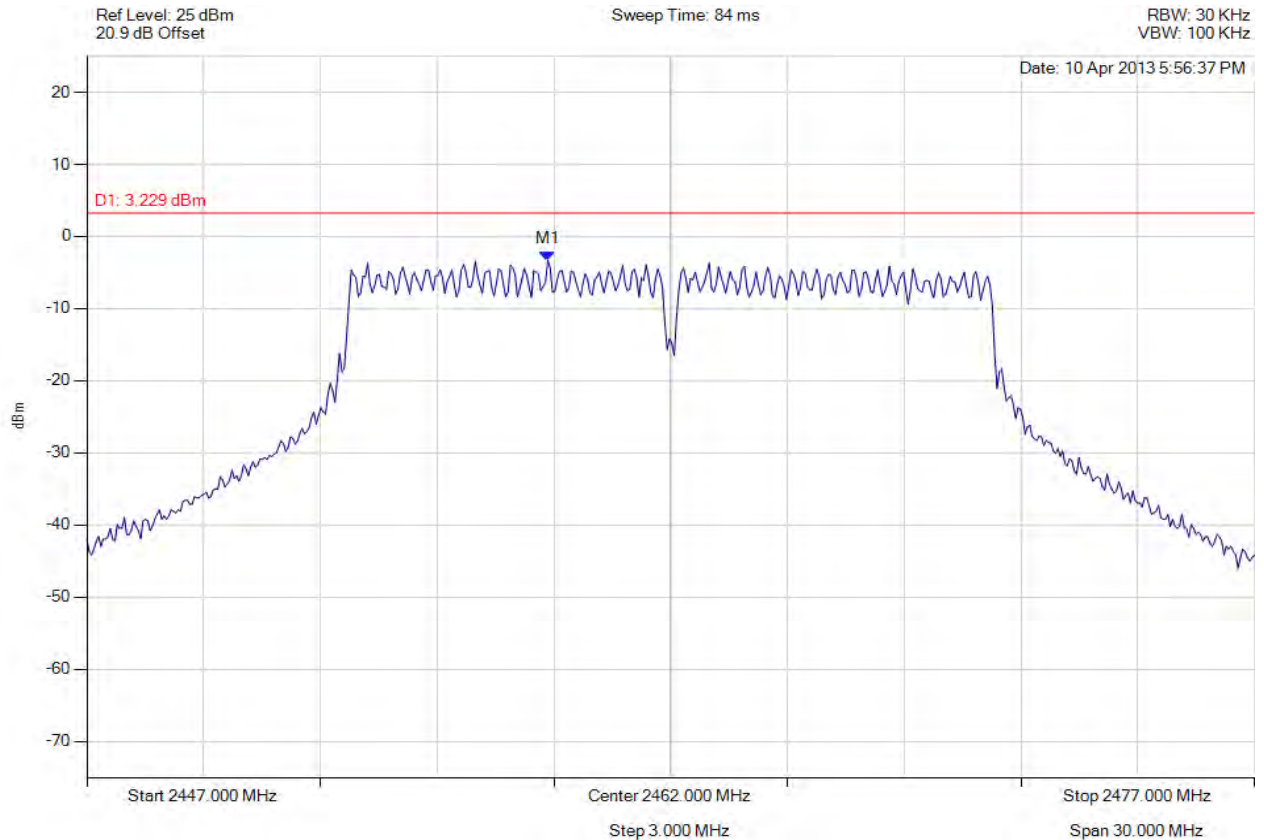


Title: APIN0114, APIN0115 802.11a/b/g/n
To: FCC 47 CFR Part 15.247 & IC RSS-210
Serial #: ARUB148-U4 Rev A
Issue Date: 2nd August 2013
Page: 202 of 394



POWER SPECTRAL DENSITY

Variant: 802.11g, Channel: 2462.00 MHz, Chain c, Temp: Ambient, Voltage: 12 Vdc



Analyser Setup	Marker : Frequency : Amplitude	Test Results
Detector = AVERAGE Sweep Count = 0 RF Atten (dB) = 20 Trace Mode = VIEW	M1 : 2458.844 MHz : -3.323 dBm	Limit: ≤ 13.229 dBm Margin: -16.55 dB

[Back to the Matrix](#)

This test report may be reproduced in full only. The document may only be updated by MiCOM Labs personnel. Any changes will be noted in the Document History section of the report.

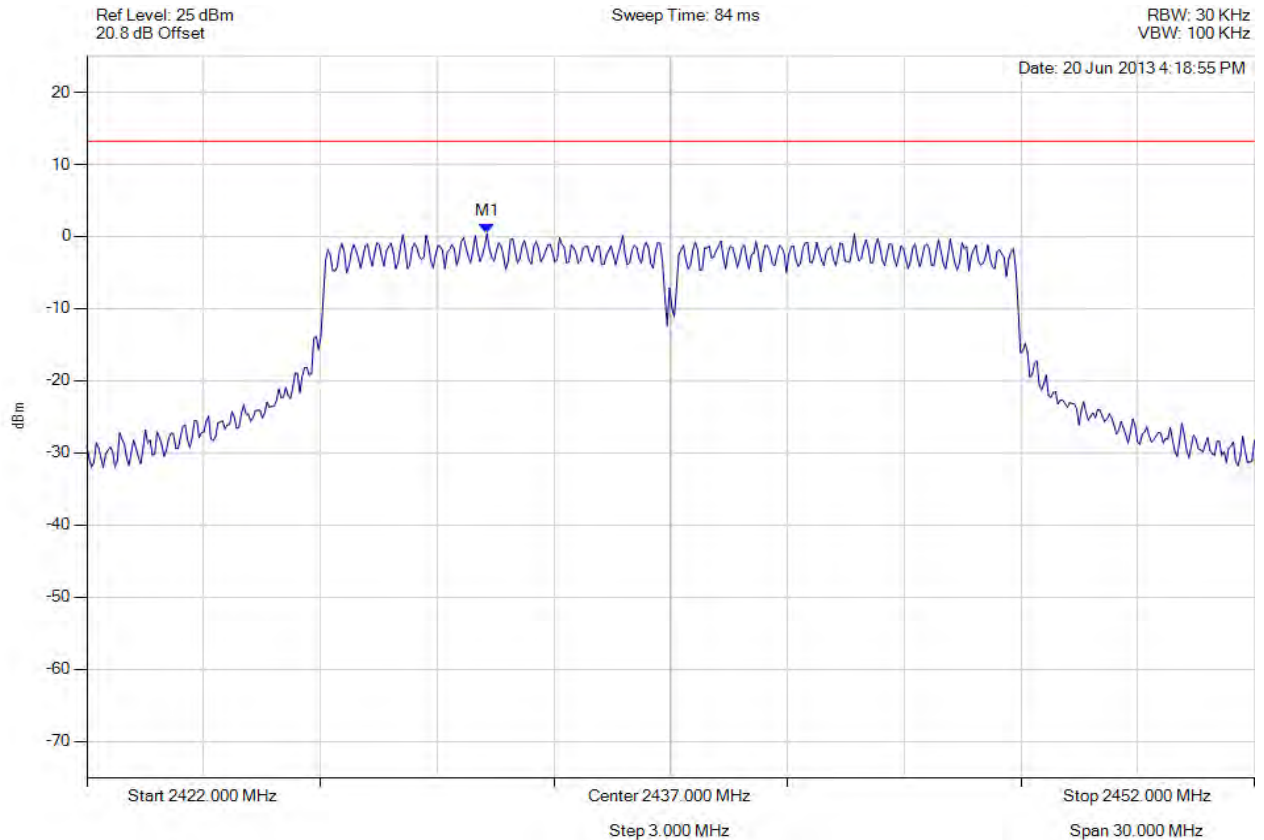


Title: APIN0114, APIN0115 802.11a/b/g/n
To: FCC 47 CFR Part 15.247 & IC RSS-210
Serial #: ARUB148-U4 Rev A
Issue Date: 2nd August 2013
Page: 203 of 394



POWER SPECTRAL DENSITY - AVERAGE

Variant: 802.11n HT-20, Channel: 2437.00 MHz, Chain a, Temp: Ambient, Voltage: 12 Vdc



Analyser Setup	Marker : Frequency : Amplitude	Test Results
Detector = AVERAGE Sweep Count = 0 RF Atten (dB) = 20 Trace Mode = VIEW	M1 : 2432.281 MHz : 0.390 dBm	Limit: ≤ 13.229 dBm Margin: -12.84 dB

[Back to the Matrix](#)

This test report may be reproduced in full only. The document may only be updated by MiCOM Labs personnel. Any changes will be noted in the Document History section of the report.

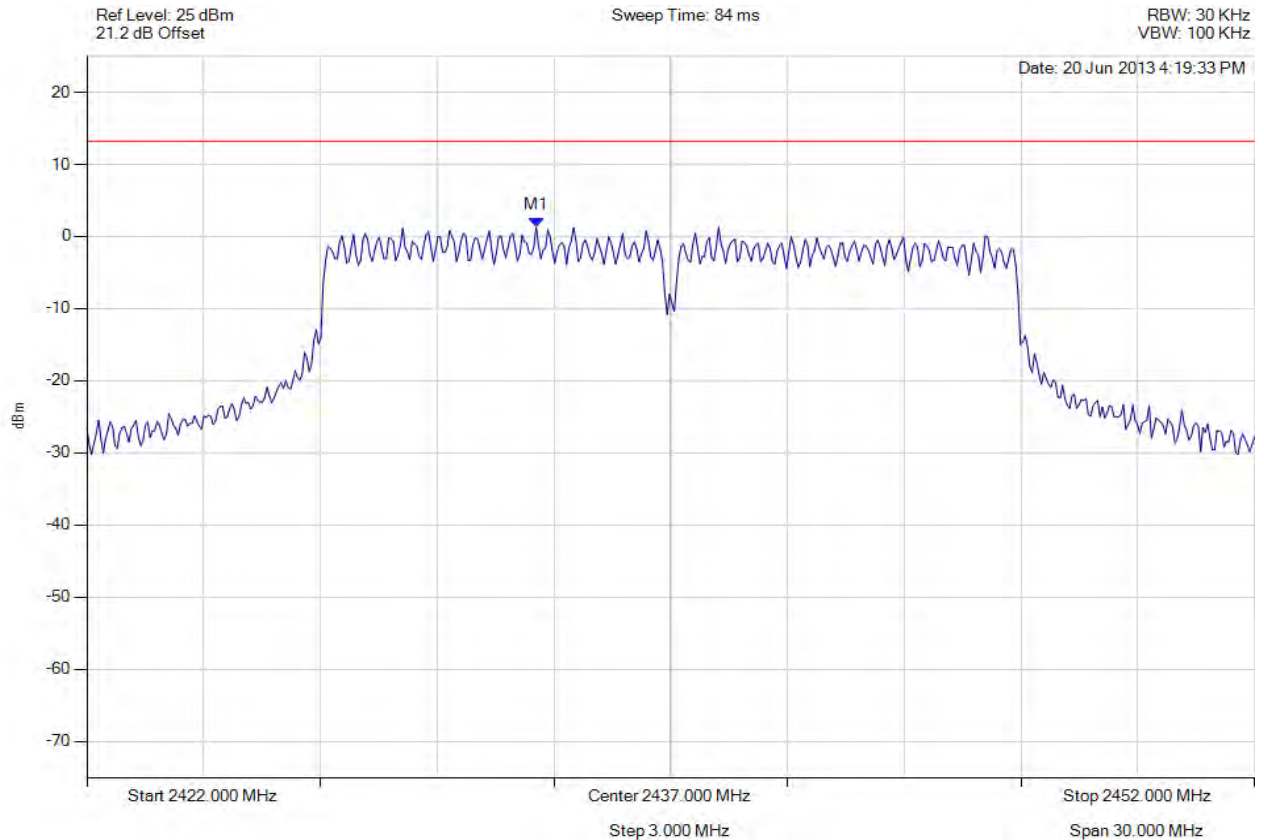


Title: APIN0114, APIN0115 802.11a/b/g/n
To: FCC 47 CFR Part 15.247 & IC RSS-210
Serial #: ARUB148-U4 Rev A
Issue Date: 2nd August 2013
Page: 204 of 394



POWER SPECTRAL DENSITY - AVERAGE

Variant: 802.11n HT-20, Channel: 2437.00 MHz, Chain b, Temp: Ambient, Voltage: 12 Vdc



Analyser Setup	Marker : Frequency : Amplitude	Test Results
Detector = AVERAGE Sweep Count = 0 RF Atten (dB) = 20 Trace Mode = VIEW	M1 : 2433.543 MHz : 1.316 dBm	Limit: ≤ 13.229 dBm Margin: -11.91 dB

[Back to the Matrix](#)

This test report may be reproduced in full only. The document may only be updated by MiCOM Labs personnel. Any changes will be noted in the Document History section of the report.

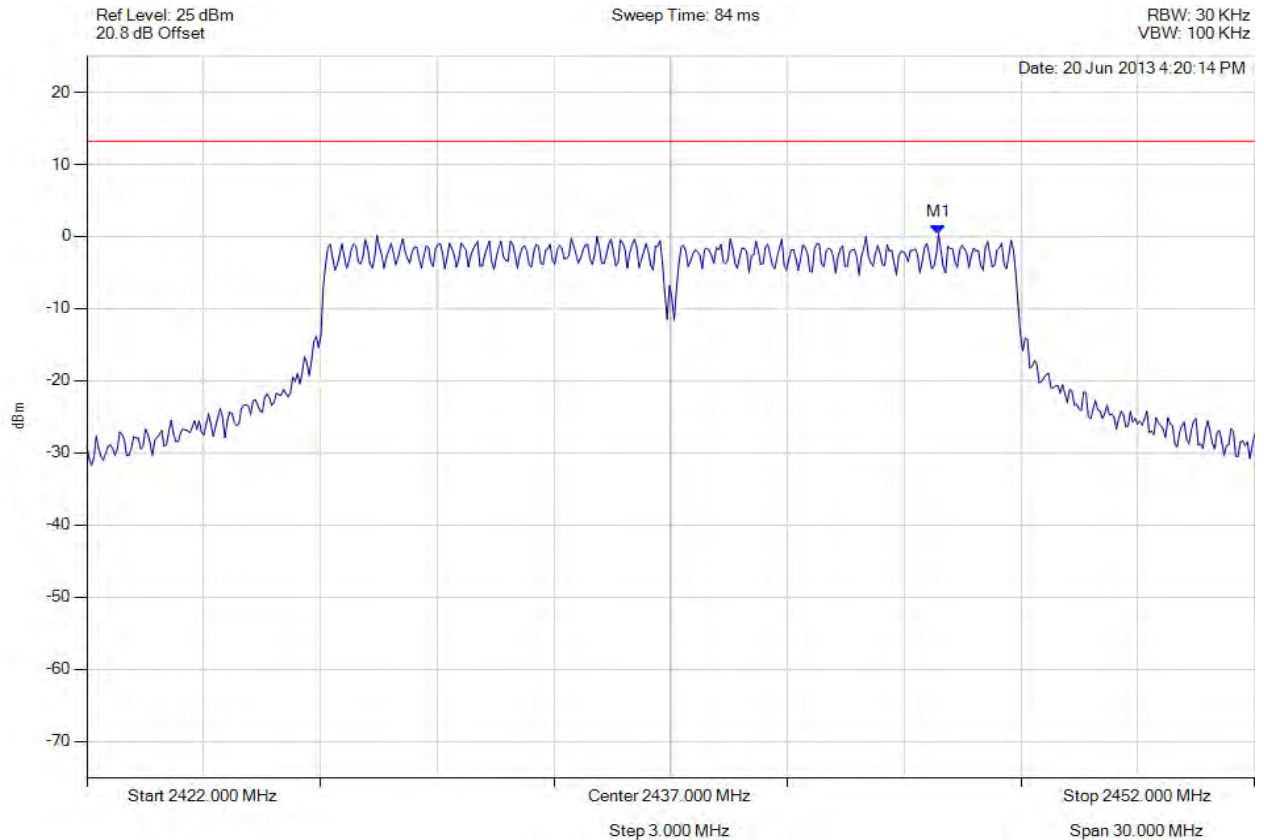


Title: APIN0114, APIN0115 802.11a/b/g/n
To: FCC 47 CFR Part 15.247 & IC RSS-210
Serial #: ARUB148-U4 Rev A
Issue Date: 2nd August 2013
Page: 205 of 394



POWER SPECTRAL DENSITY - AVERAGE

Variant: 802.11n HT-20, Channel: 2437.00 MHz, Chain c, Temp: Ambient, Voltage: 12 Vdc



Analyser Setup	Marker : Frequency : Amplitude	Test Results
Detector = AVERAGE Sweep Count = 0 RF Atten (dB) = 20 Trace Mode = VIEW	M1 : 2443.884 MHz : 0.333 dBm	Limit: ≤ 13.229 dBm Margin: -12.90 dB

[Back to the Matrix](#)

This test report may be reproduced in full only. The document may only be updated by MiCOM Labs personnel. Any changes will be noted in the Document History section of the report.

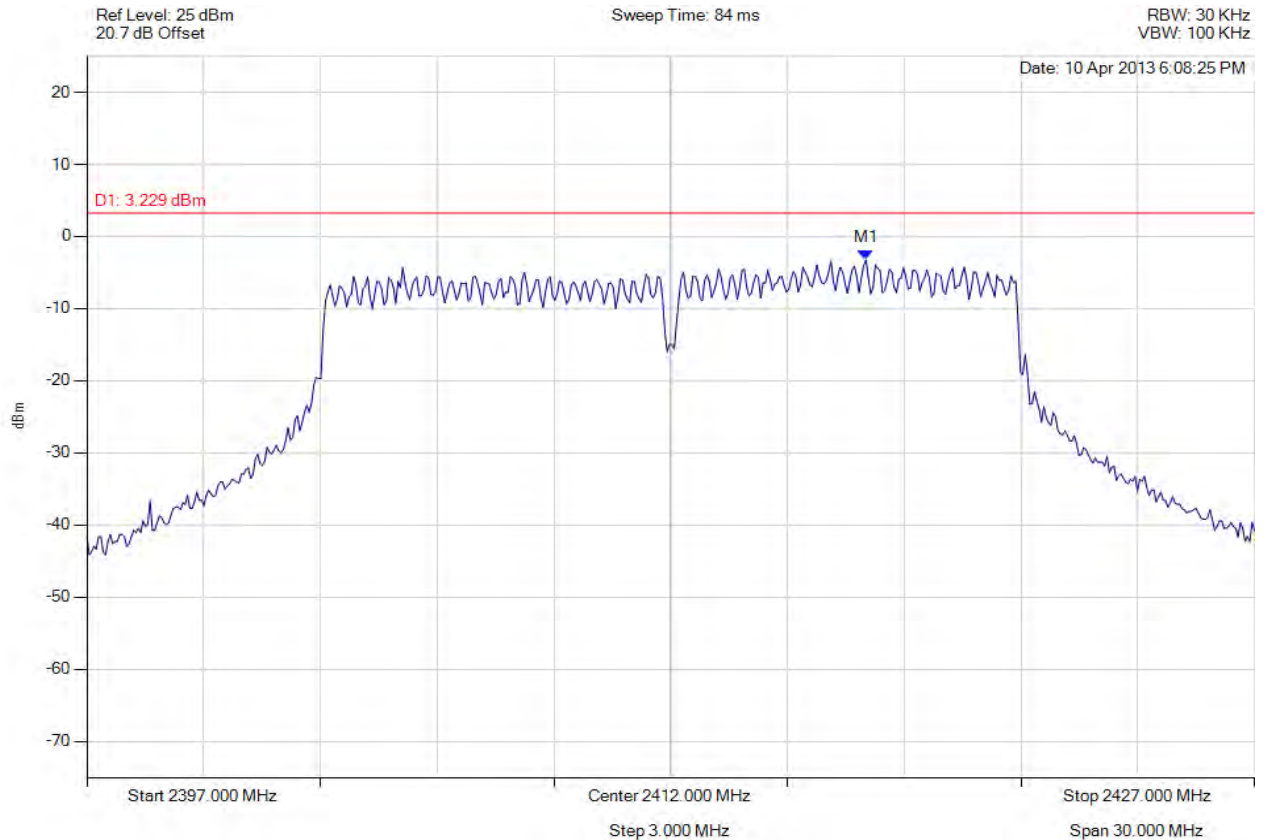


Title: APIN0114, APIN0115 802.11a/b/g/n
To: FCC 47 CFR Part 15.247 & IC RSS-210
Serial #: ARUB148-U4 Rev A
Issue Date: 2nd August 2013
Page: 206 of 394



POWER SPECTRAL DENSITY

Variant: 802.11n HT-20, Channel: 2412.00 MHz, Chain a, Temp: Ambient, Voltage: 12 Vdc



Analyser Setup	Marker : Frequency : Amplitude	Test Results
Detector = AVERAGE Sweep Count = 0 RF Atten (dB) = 20 Trace Mode = VIEW	M1 : 2417.020 MHz : -3.271 dBm	Limit: ≤ 13.229 dBm Margin: -16.50 dB

[Back to the Matrix](#)

This test report may be reproduced in full only. The document may only be updated by MiCOM Labs personnel. Any changes will be noted in the Document History section of the report.

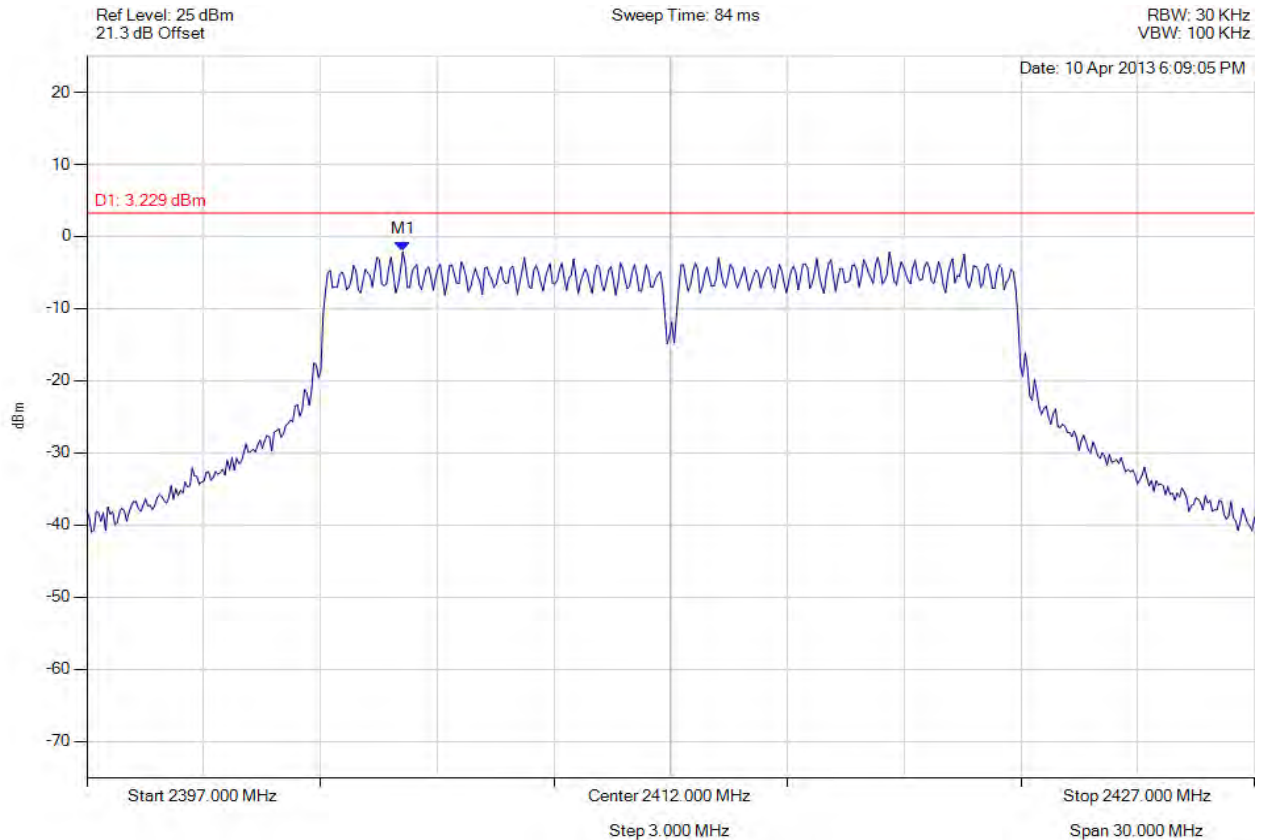


Title: APIN0114, APIN0115 802.11a/b/g/n
To: FCC 47 CFR Part 15.247 & IC RSS-210
Serial #: ARUB148-U4 Rev A
Issue Date: 2nd August 2013
Page: 207 of 394



POWER SPECTRAL DENSITY

Variant: 802.11n HT-20, Channel: 2412.00 MHz, Chain b, Temp: Ambient, Voltage: 12 Vdc



Analyser Setup	Marker : Frequency : Amplitude	Test Results
Detector = AVERAGE Sweep Count = 0 RF Atten (dB) = 20 Trace Mode = VIEW	M1 : 2405.116 MHz : -2.110 dBm	Limit: ≤ 13.229 dBm Margin: -15.34 dB

[Back to the Matrix](#)

This test report may be reproduced in full only. The document may only be updated by MiCOM Labs personnel. Any changes will be noted in the Document History section of the report.

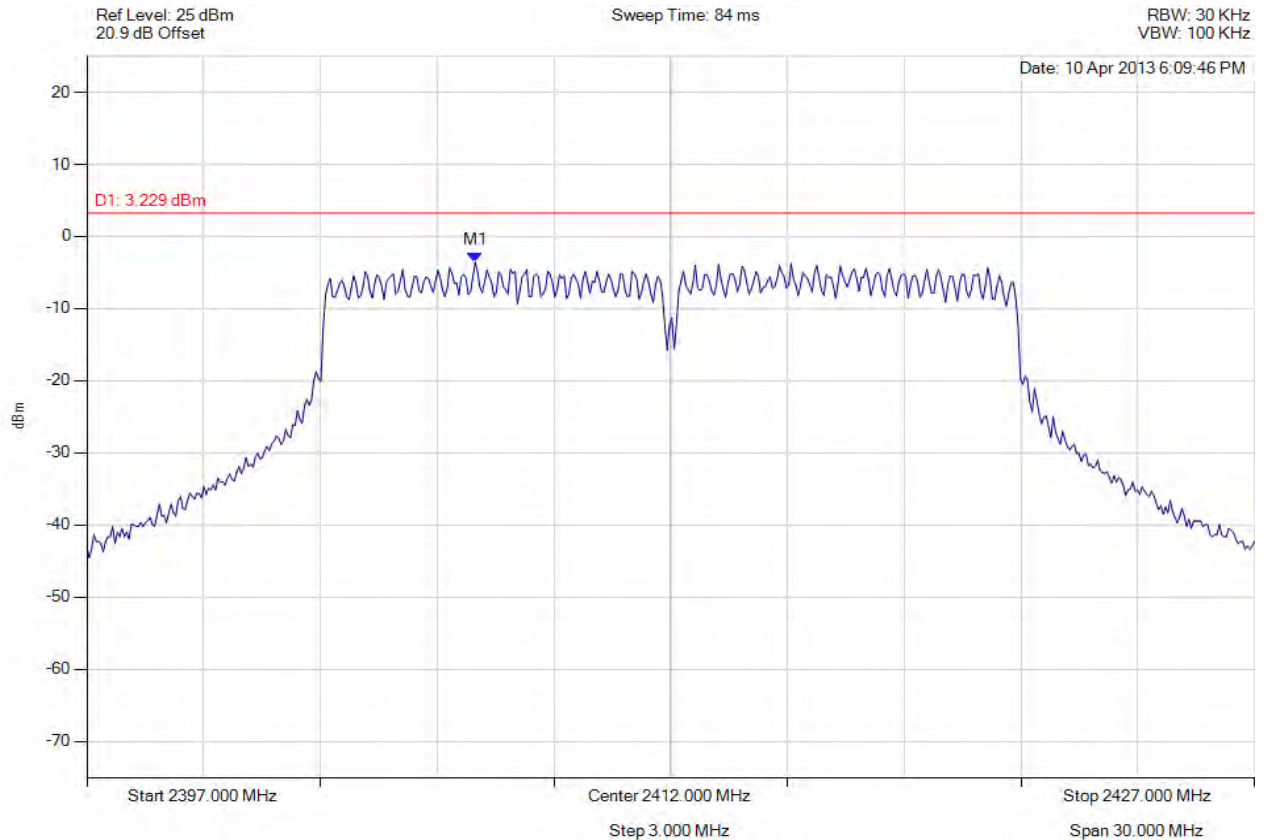


Title: APIN0114, APIN0115 802.11a/b/g/n
To: FCC 47 CFR Part 15.247 & IC RSS-210
Serial #: ARUB148-U4 Rev A
Issue Date: 2nd August 2013
Page: 208 of 394



POWER SPECTRAL DENSITY

Variant: 802.11n HT-20, Channel: 2412.00 MHz, Chain c, Temp: Ambient, Voltage: 12 Vdc



Analyser Setup	Marker : Frequency : Amplitude	Test Results
Detector = AVERAGE Sweep Count = 0 RF Atten (dB) = 20 Trace Mode = VIEW	M1 : 2406.980 MHz : -3.591 dBm	Limit: ≤ 13.229 dBm Margin: -16.82 dB

[Back to the Matrix](#)

This test report may be reproduced in full only. The document may only be updated by MiCOM Labs personnel. Any changes will be noted in the Document History section of the report.

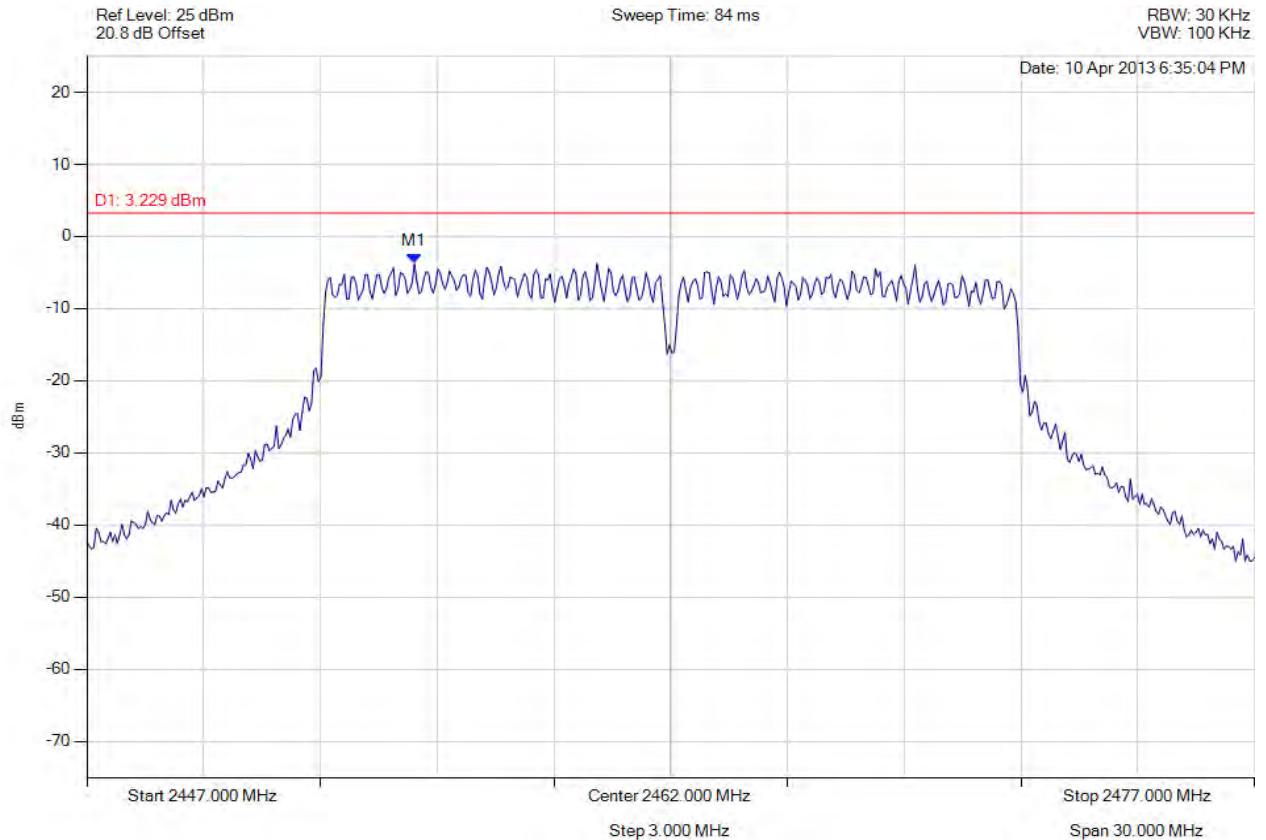


Title: APIN0114, APIN0115 802.11a/b/g/n
To: FCC 47 CFR Part 15.247 & IC RSS-210
Serial #: ARUB148-U4 Rev A
Issue Date: 2nd August 2013
Page: 209 of 394



POWER SPECTRAL DENSITY

Variant: 802.11n HT-20, Channel: 2462.00 MHz, Chain a, Temp: Ambient, Voltage: 12 Vdc



Analyser Setup	Marker : Frequency : Amplitude	Test Results
Detector = AVERAGE Sweep Count = 0 RF Atten (dB) = 20 Trace Mode = VIEW	M1 : 2455.417 MHz : -3.729 dBm	Limit: ≤ 13.229 dBm Margin: -16.96 dB

[Back to the Matrix](#)

This test report may be reproduced in full only. The document may only be updated by MiCOM Labs personnel. Any changes will be noted in the Document History section of the report.

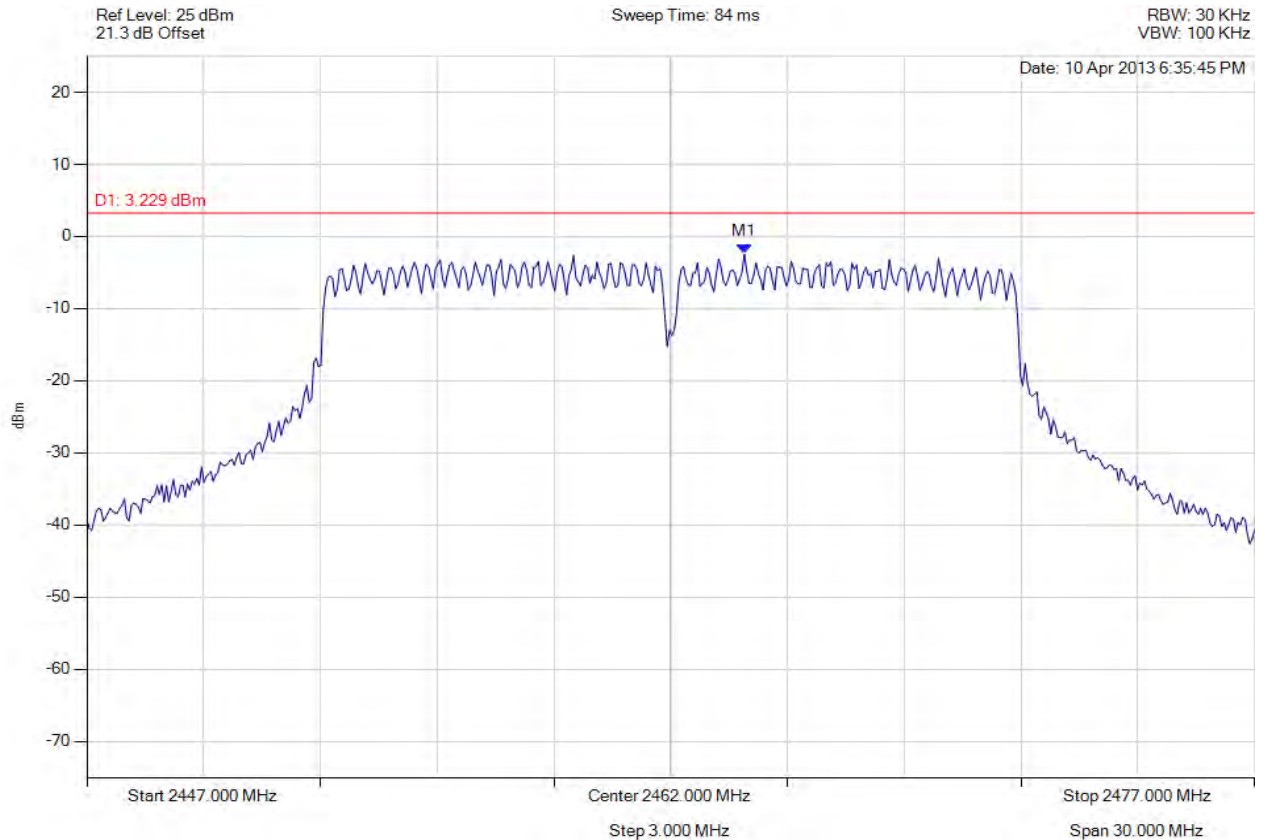


Title: APIN0114, APIN0115 802.11a/b/g/n
To: FCC 47 CFR Part 15.247 & IC RSS-210
Serial #: ARUB148-U4 Rev A
Issue Date: 2nd August 2013
Page: 210 of 394



POWER SPECTRAL DENSITY

Variant: 802.11n HT-20, Channel: 2462.00 MHz, Chain b, Temp: Ambient, Voltage: 12 Vdc



Analyser Setup	Marker : Frequency : Amplitude	Test Results
Detector = AVERAGE Sweep Count = 0 RF Atten (dB) = 20 Trace Mode = VIEW	M1 : 2463.894 MHz : -2.438 dBm	Limit: ≤ 13.229 dBm Margin: -15.67 dB

[Back to the Matrix](#)

This test report may be reproduced in full only. The document may only be updated by MiCOM Labs personnel. Any changes will be noted in the Document History section of the report.

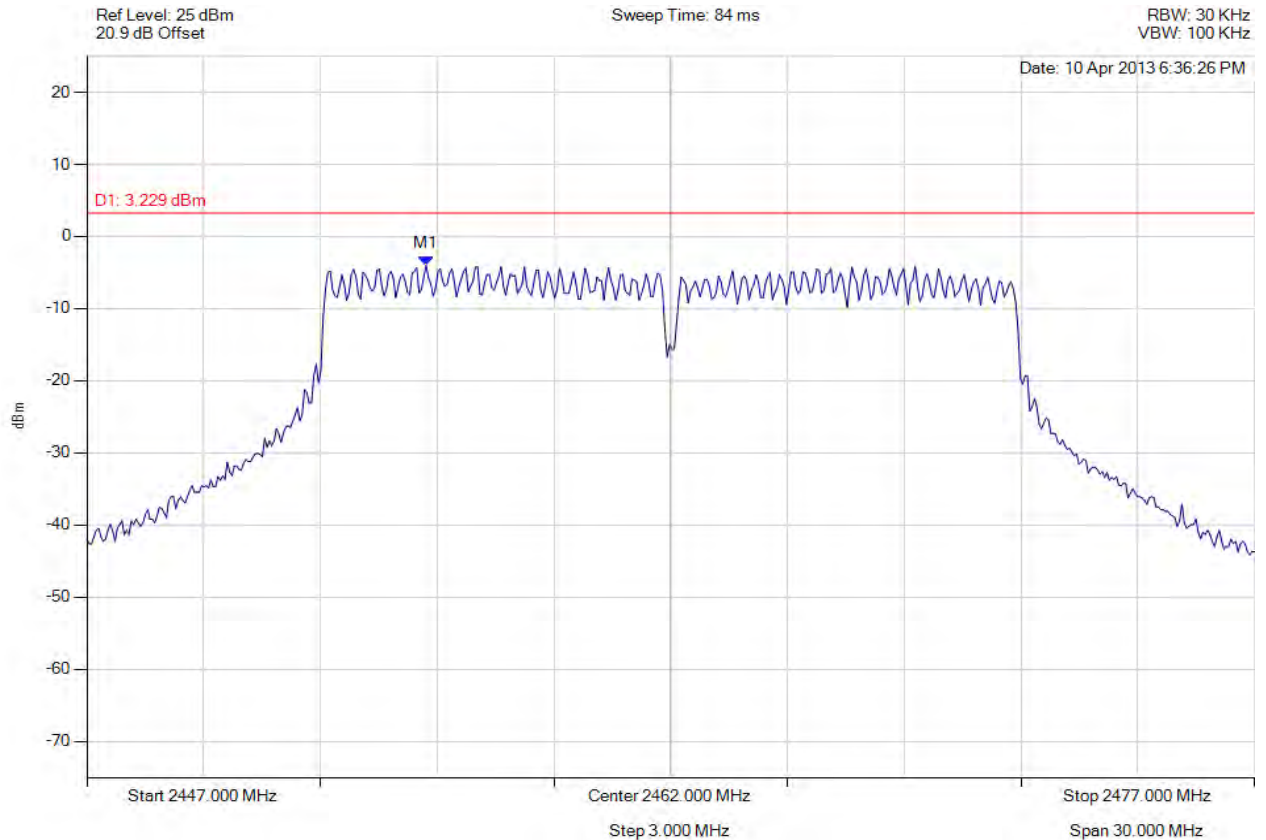


Title: APIN0114, APIN0115 802.11a/b/g/n
To: FCC 47 CFR Part 15.247 & IC RSS-210
Serial #: ARUB148-U4 Rev A
Issue Date: 2nd August 2013
Page: 211 of 394



POWER SPECTRAL DENSITY

Variant: 802.11n HT-20, Channel: 2462.00 MHz, Chain c, Temp: Ambient, Voltage: 12 Vdc



Analyser Setup	Marker : Frequency : Amplitude	Test Results
Detector = AVERAGE Sweep Count = 0 RF Atten (dB) = 20 Trace Mode = VIEW	M1 : 2455.717 MHz : -4.014 dBm	Limit: ≤ 13.229 dBm Margin: -17.24 dB

[Back to the Matrix](#)

This test report may be reproduced in full only. The document may only be updated by MiCOM Labs personnel. Any changes will be noted in the Document History section of the report.

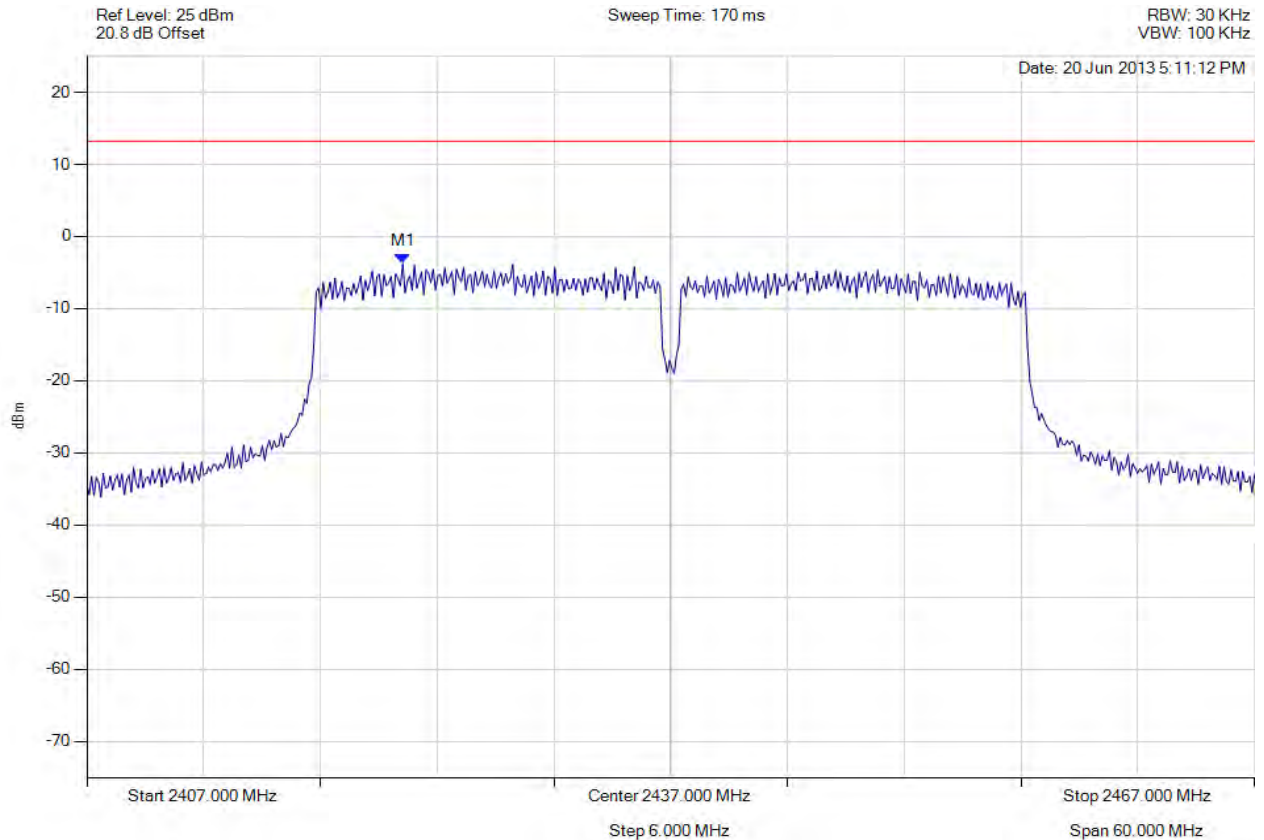


Title: APIN0114, APIN0115 802.11a/b/g/n
To: FCC 47 CFR Part 15.247 & IC RSS-210
Serial #: ARUB148-U4 Rev A
Issue Date: 2nd August 2013
Page: 212 of 394



POWER SPECTRAL DENSITY - AVERAGE

Variant: 802.11n HT-40, Channel: 2437.00 MHz, Chain a, Temp: Ambient, Voltage: 12 Vdc



Analyser Setup	Marker : Frequency : Amplitude	Test Results
Detector = AVERAGE Sweep Count = 0 RF Atten (dB) = 20 Trace Mode = VIEW	M1 : 2423.232 MHz : -3.713 dBm	Limit: ≤ 13.229 dBm Margin: -16.94 dB

[Back to the Matrix](#)

This test report may be reproduced in full only. The document may only be updated by MiCOM Labs personnel. Any changes will be noted in the Document History section of the report.

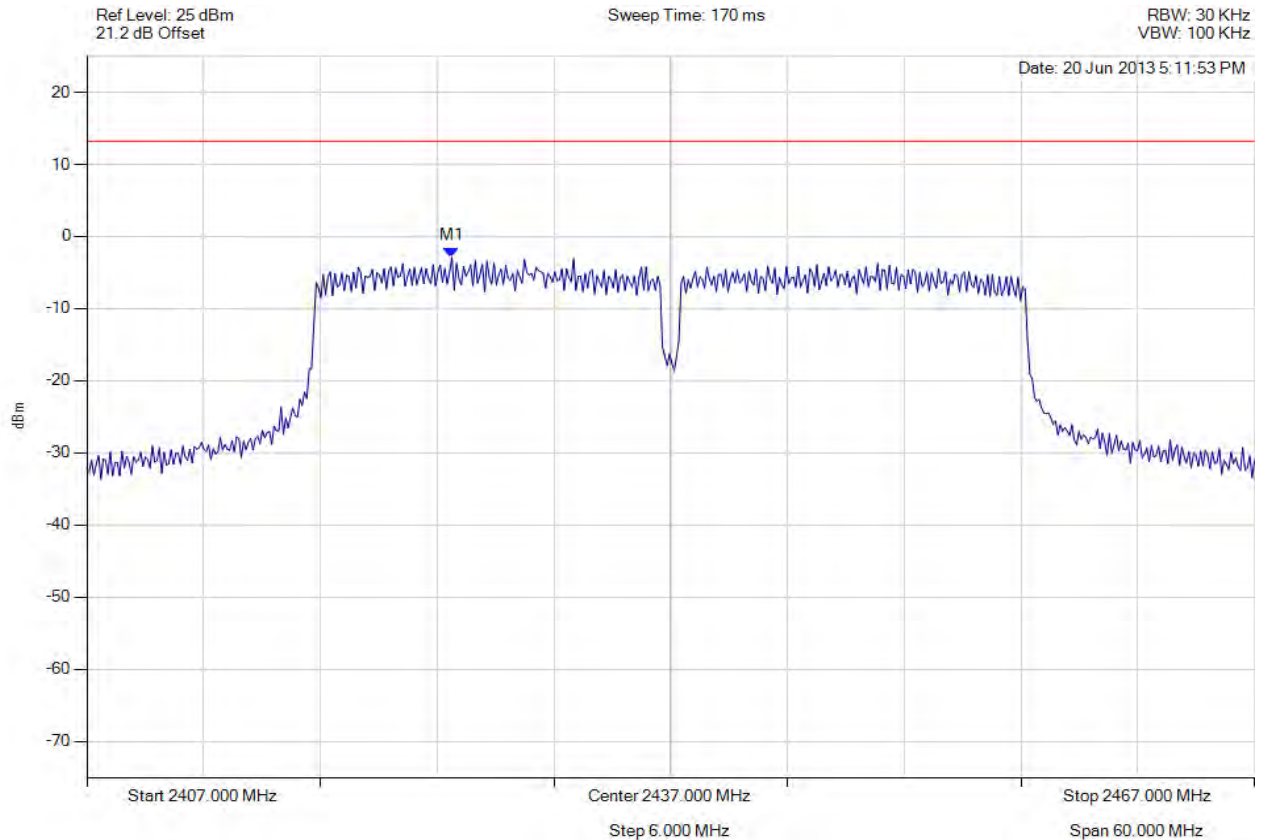


Title: APIN0114, APIN0115 802.11a/b/g/n
To: FCC 47 CFR Part 15.247 & IC RSS-210
Serial #: ARUB148-U4 Rev A
Issue Date: 2nd August 2013
Page: 213 of 394



POWER SPECTRAL DENSITY - AVERAGE

Variant: 802.11n HT-40, Channel: 2437.00 MHz, Chain b, Temp: Ambient, Voltage: 12 Vdc



Analyser Setup	Marker : Frequency : Amplitude	Test Results
Detector = AVERAGE Sweep Count = 0 RF Atten (dB) = 20 Trace Mode = VIEW	M1 : 2425.758 MHz : -2.936 dBm	Limit: ≤ 13.229 dBm Margin: -16.17 dB

[Back to the Matrix](#)

This test report may be reproduced in full only. The document may only be updated by MiCOM Labs personnel. Any changes will be noted in the Document History section of the report.

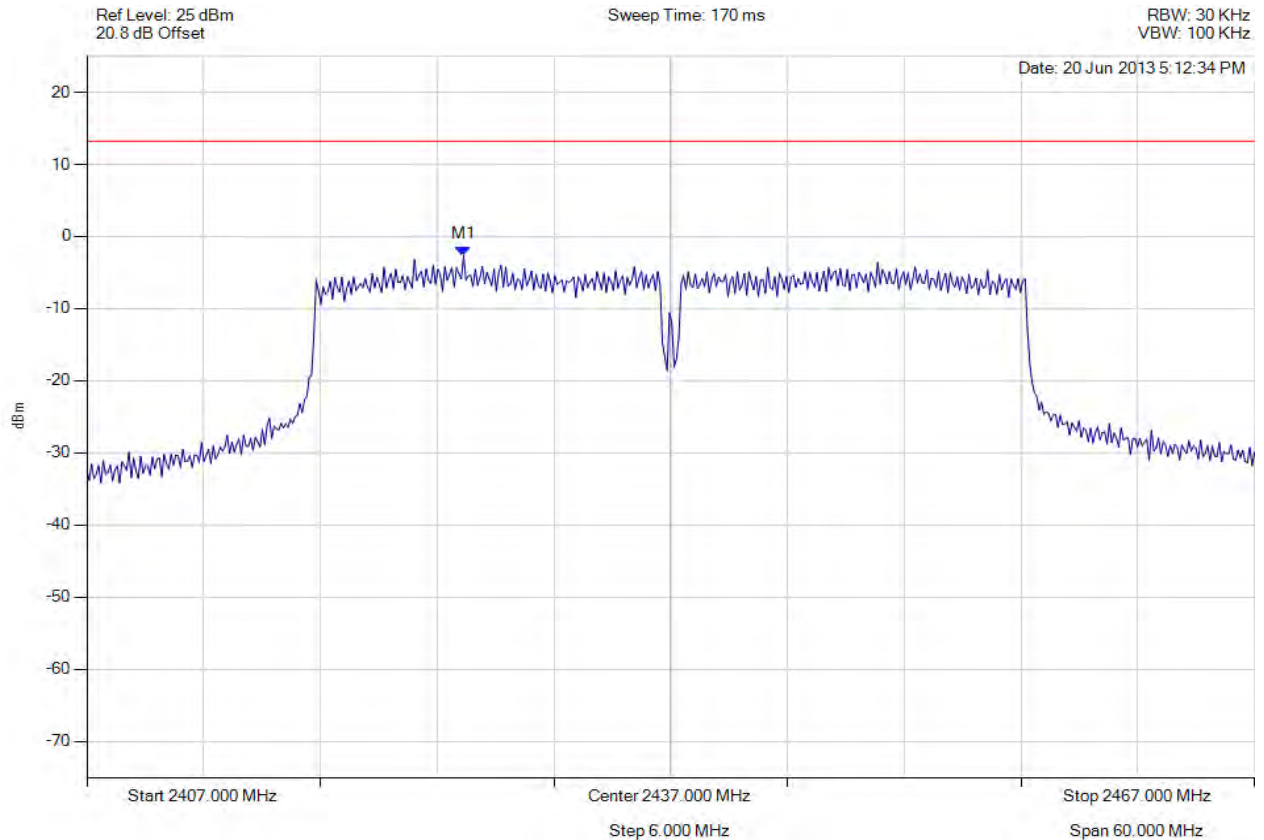


Title: APIN0114, APIN0115 802.11a/b/g/n
To: FCC 47 CFR Part 15.247 & IC RSS-210
Serial #: ARUB148-U4 Rev A
Issue Date: 2nd August 2013
Page: 214 of 394



POWER SPECTRAL DENSITY - AVERAGE

Variant: 802.11n HT-40, Channel: 2437.00 MHz, Chain c, Temp: Ambient, Voltage: 12 Vdc



Analyser Setup	Marker : Frequency : Amplitude	Test Results
Detector = AVERAGE Sweep Count = 0 RF Atten (dB) = 20 Trace Mode = VIEW	M1 : 2426.359 MHz : -2.648 dBm	Limit: ≤ 13.229 dBm Margin: -15.88 dB

[Back to the Matrix](#)

This test report may be reproduced in full only. The document may only be updated by MiCOM Labs personnel. Any changes will be noted in the Document History section of the report.

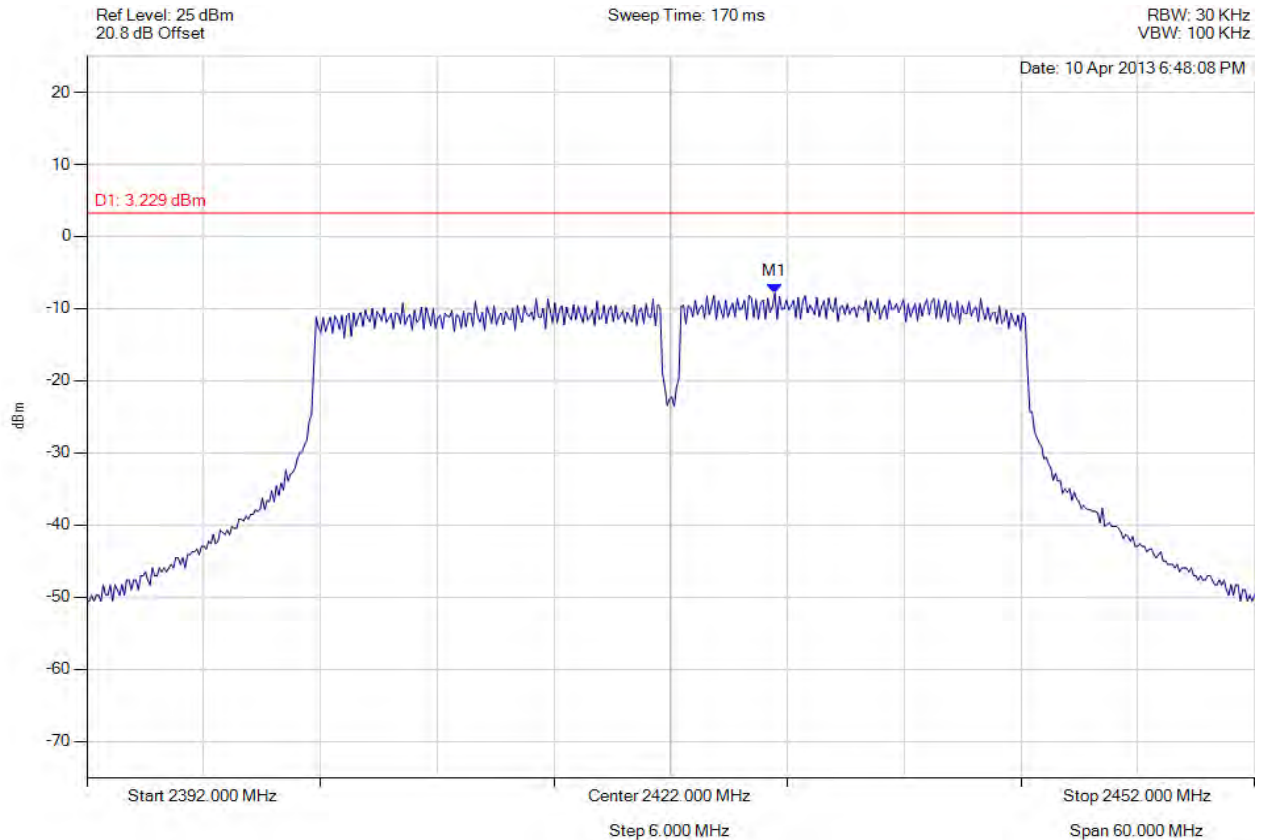


Title: APIN0114, APIN0115 802.11a/b/g/n
To: FCC 47 CFR Part 15.247 & IC RSS-210
Serial #: ARUB148-U4 Rev A
Issue Date: 2nd August 2013
Page: 215 of 394



POWER SPECTRAL DENSITY

Variant: 802.11n HT-40, Channel: 2422.00 MHz, Chain a, Temp: Ambient, Voltage: 12 Vdc



Analyser Setup	Marker : Frequency : Amplitude	Test Results
Detector = AVERAGE Sweep Count = 0 RF Atten (dB) = 20 Trace Mode = VIEW	M1 : 2427.351 MHz : -7.875 dBm	Limit: ≤ 13.229 dBm Margin: -21.11 dB

[Back to the Matrix](#)

This test report may be reproduced in full only. The document may only be updated by MiCOM Labs personnel. Any changes will be noted in the Document History section of the report.

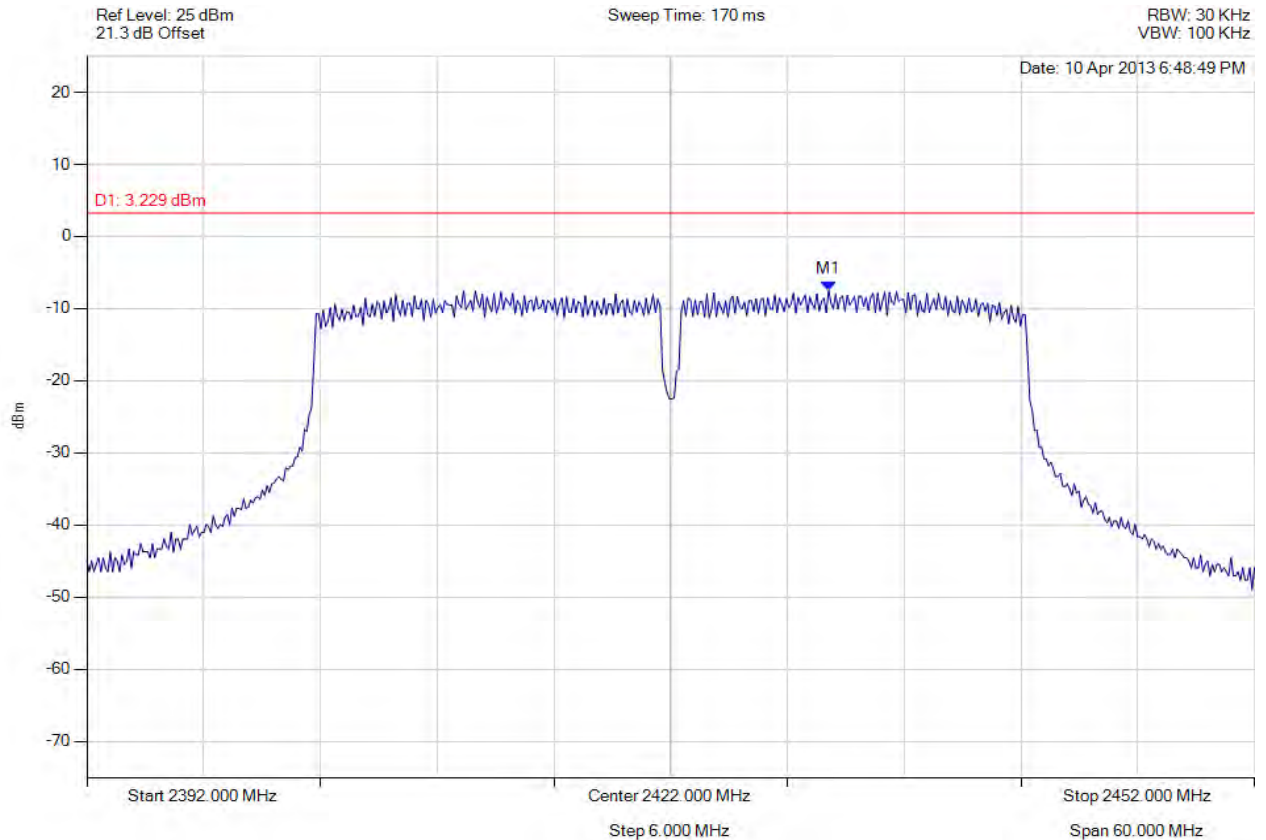


Title: APIN0114, APIN0115 802.11a/b/g/n
To: FCC 47 CFR Part 15.247 & IC RSS-210
Serial #: ARUB148-U4 Rev A
Issue Date: 2nd August 2013
Page: 216 of 394



POWER SPECTRAL DENSITY

Variant: 802.11n HT-40, Channel: 2422.00 MHz, Chain b, Temp: Ambient, Voltage: 12 Vdc



Analyser Setup	Marker : Frequency : Amplitude	Test Results
Detector = AVERAGE Sweep Count = 0 RF Atten (dB) = 20 Trace Mode = VIEW	M1 : 2430.116 MHz : -7.495 dBm	Limit: ≤ 13.229 dBm Margin: -20.73 dB

[Back to the Matrix](#)

This test report may be reproduced in full only. The document may only be updated by MiCOM Labs personnel. Any changes will be noted in the Document History section of the report.

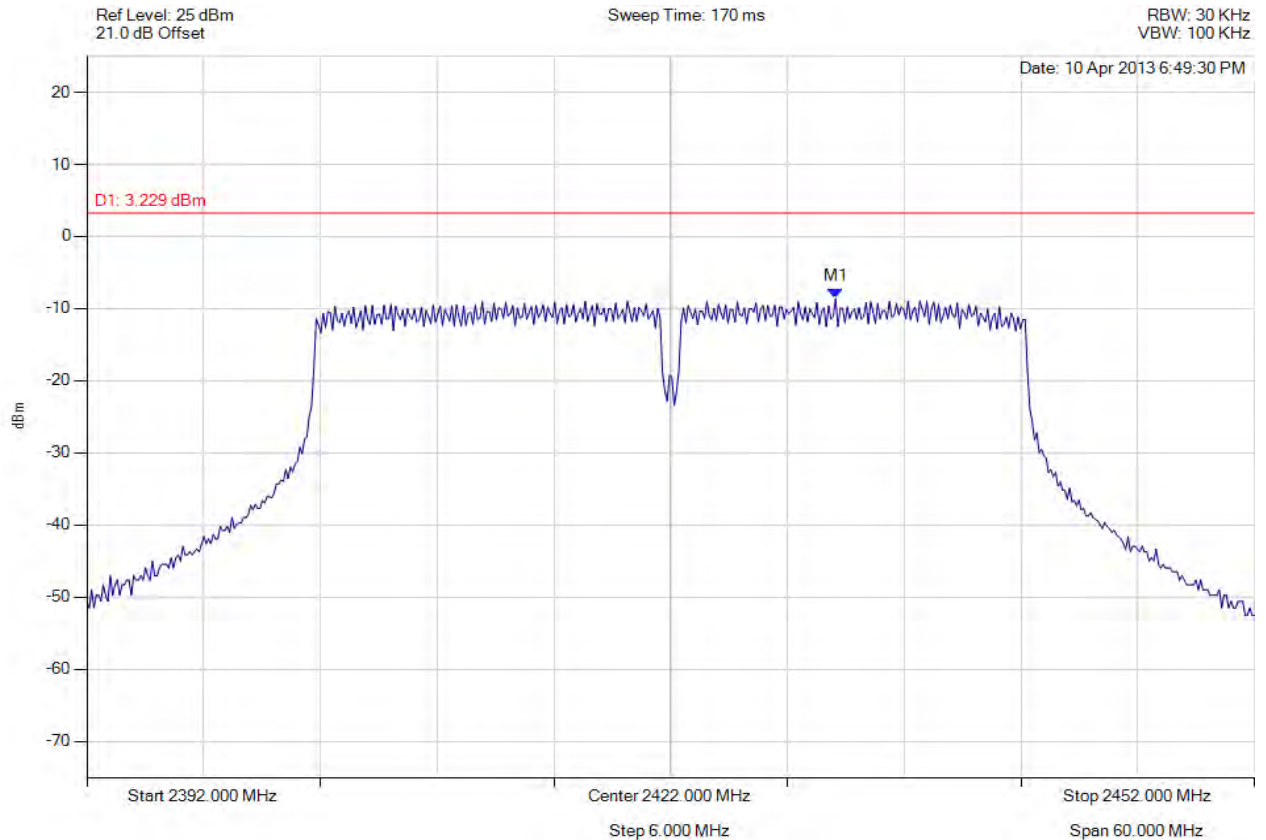


Title: APIN0114, APIN0115 802.11a/b/g/n
To: FCC 47 CFR Part 15.247 & IC RSS-210
Serial #: ARUB148-U4 Rev A
Issue Date: 2nd August 2013
Page: 217 of 394



POWER SPECTRAL DENSITY

Variant: 802.11n HT-40, Channel: 2422.00 MHz, Chain c, Temp: Ambient, Voltage: 12 Vdc



Analyser Setup	Marker : Frequency : Amplitude	Test Results
Detector = AVERAGE Sweep Count = 0 RF Atten (dB) = 20 Trace Mode = VIEW	M1 : 2430.477 MHz : -8.613 dBm	Limit: ≤ 13.229 dBm Margin: -21.84 dB

[Back to the Matrix](#)

This test report may be reproduced in full only. The document may only be updated by MiCOM Labs personnel. Any changes will be noted in the Document History section of the report.

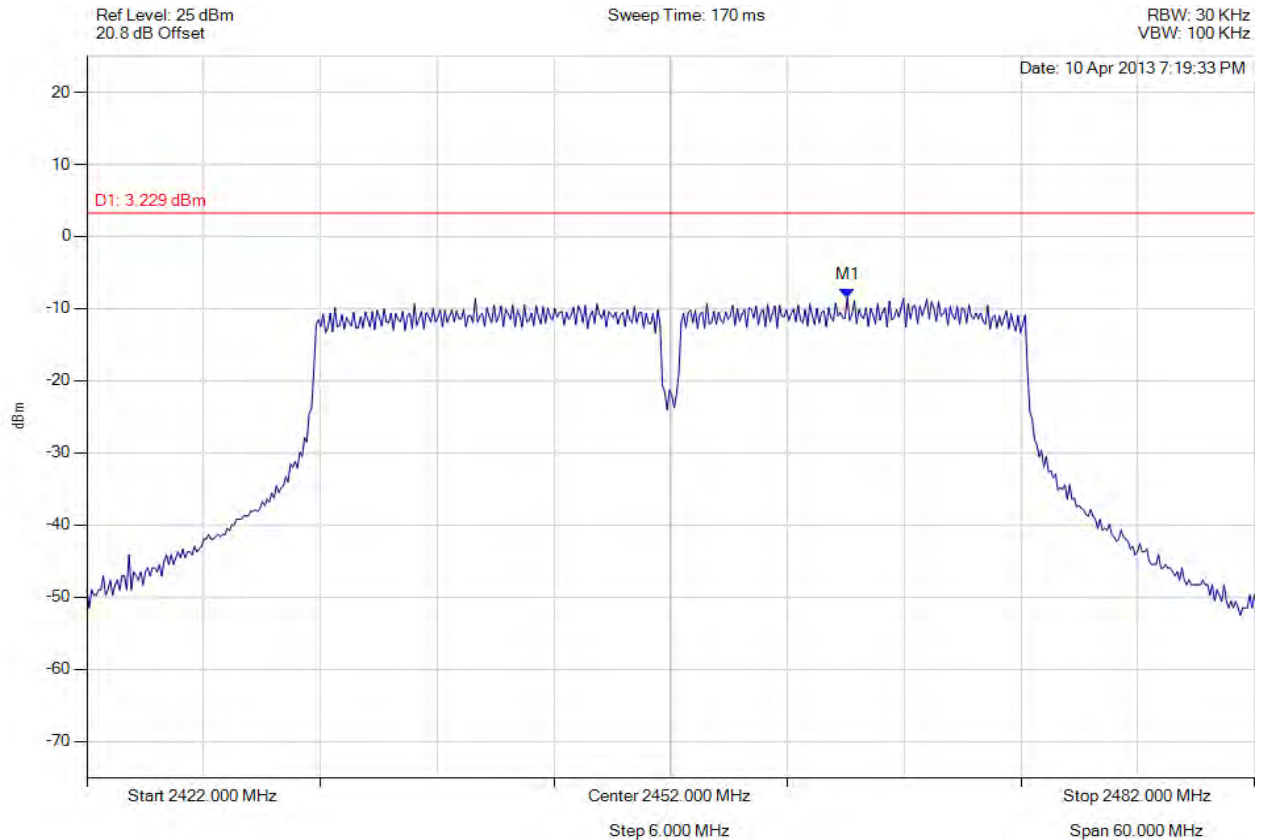


Title: APIN0114, APIN0115 802.11a/b/g/n
To: FCC 47 CFR Part 15.247 & IC RSS-210
Serial #: ARUB148-U4 Rev A
Issue Date: 2nd August 2013
Page: 218 of 394



POWER SPECTRAL DENSITY

Variant: 802.11n HT-40, Channel: 2452.00 MHz, Chain a, Temp: Ambient, Voltage: 12 Vdc



Analyser Setup	Marker : Frequency : Amplitude	Test Results
Detector = AVERAGE Sweep Count = 0 RF Atten (dB) = 20 Trace Mode = VIEW	M1 : 2461.078 MHz : -8.462 dBm	Limit: ≤ 13.229 dBm Margin: -21.69 dB

[Back to the Matrix](#)

This test report may be reproduced in full only. The document may only be updated by MiCOM Labs personnel. Any changes will be noted in the Document History section of the report.

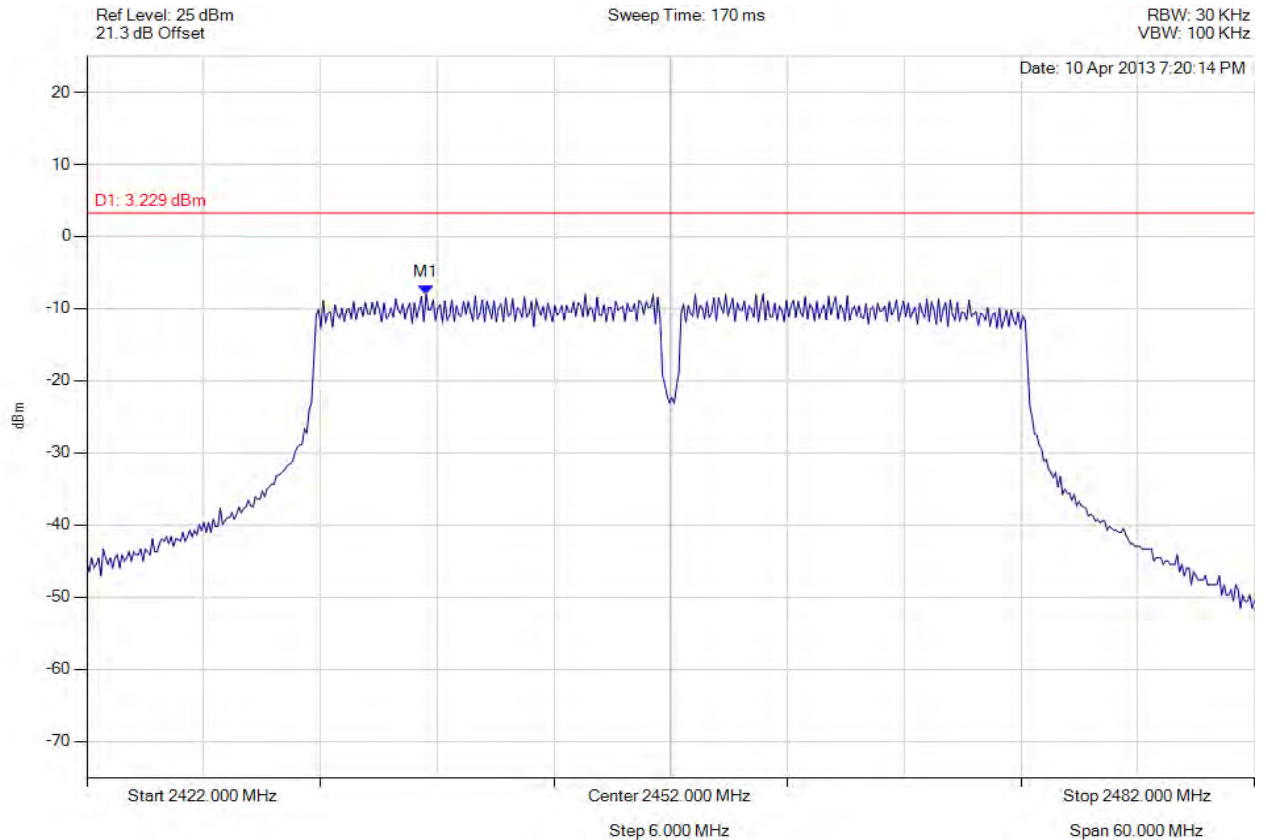


Title: APIN0114, APIN0115 802.11a/b/g/n
To: FCC 47 CFR Part 15.247 & IC RSS-210
Serial #: ARUB148-U4 Rev A
Issue Date: 2nd August 2013
Page: 219 of 394



POWER SPECTRAL DENSITY

Variant: 802.11n HT-40, Channel: 2452.00 MHz, Chain b, Temp: Ambient, Voltage: 12 Vdc



Analyser Setup	Marker : Frequency : Amplitude	Test Results
Detector = AVERAGE Sweep Count = 0 RF Atten (dB) = 20 Trace Mode = VIEW	M1 : 2439.435 MHz : -7.984 dBm	Limit: ≤ 13.229 dBm Margin: -21.21 dB

[Back to the Matrix](#)

This test report may be reproduced in full only. The document may only be updated by MiCOM Labs personnel. Any changes will be noted in the Document History section of the report.

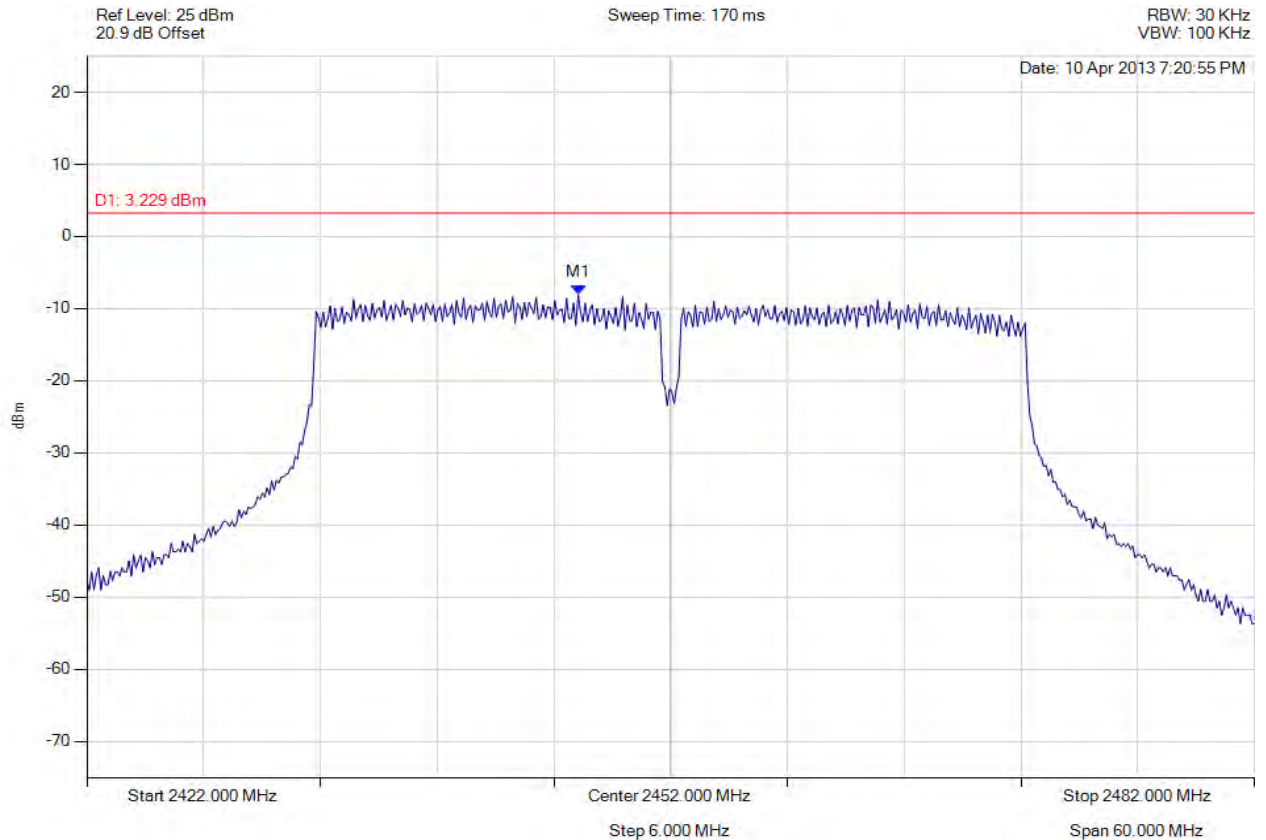


Title: APIN0114, APIN0115 802.11a/b/g/n
To: FCC 47 CFR Part 15.247 & IC RSS-210
Serial #: ARUB148-U4 Rev A
Issue Date: 2nd August 2013
Page: 220 of 394



POWER SPECTRAL DENSITY

Variant: 802.11n HT-40, Channel: 2452.00 MHz, Chain c, Temp: Ambient, Voltage: 12 Vdc



Analyser Setup	Marker : Frequency : Amplitude	Test Results
Detector = AVERAGE Sweep Count = 0 RF Atten (dB) = 20 Trace Mode = VIEW	M1 : 2447.251 MHz : -8.049 dBm	Limit: ≤ 13.229 dBm Margin: -21.28 dB

[Back to the Matrix](#)

This test report may be reproduced in full only. The document may only be updated by MiCOM Labs personnel. Any changes will be noted in the Document History section of the report.

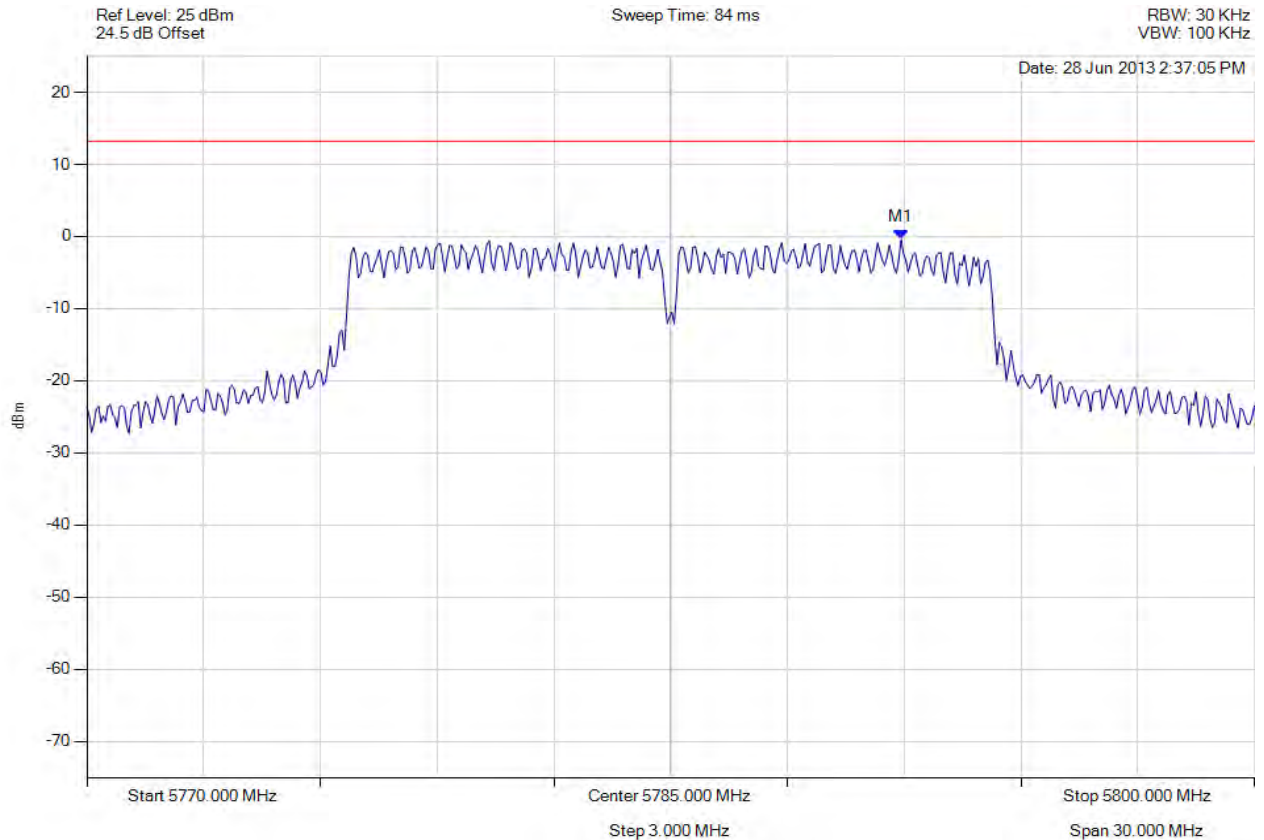


Title: APIN0114, APIN0115 802.11a/b/g/n
To: FCC 47 CFR Part 15.247 & IC RSS-210
Serial #: ARUB148-U4 Rev A
Issue Date: 2nd August 2013
Page: 221 of 394



POWER SPECTRAL DENSITY - AVERAGE

Variant: 802.11a, Channel: 5785.00 MHz, Chain a, Temp: Ambient, Voltage: 12 Vdc



Analyser Setup	Marker : Frequency : Amplitude	Test Results
Detector = AVERAGE Sweep Count = 0 RF Atten (dB) = 20 Trace Mode = VIEW	M1 : 5790.922 MHz : -0.408 dBm	Limit: ≤ 13.229 dBm Margin: -18.41 dB

[Back to the Matrix](#)

This test report may be reproduced in full only. The document may only be updated by MiCOM Labs personnel. Any changes will be noted in the Document History section of the report.

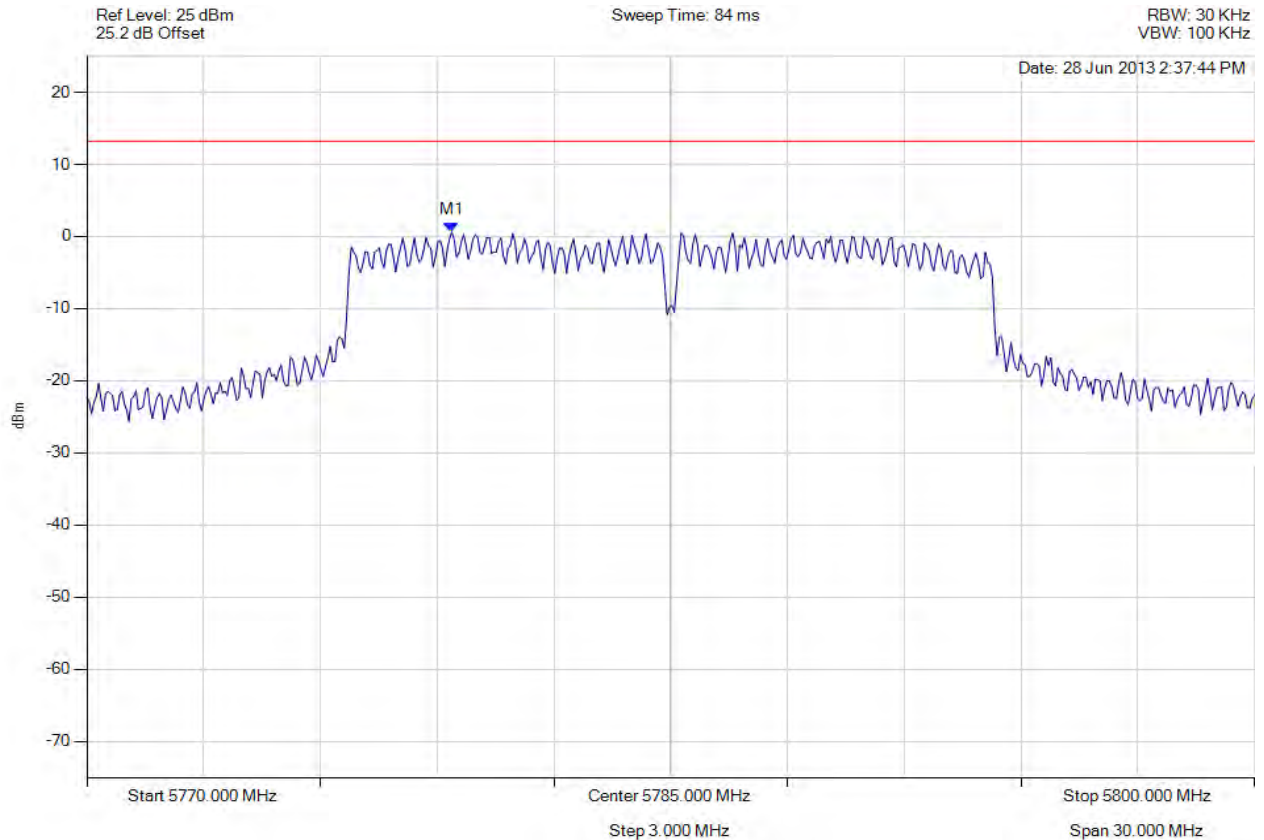


Title: APIN0114, APIN0115 802.11a/b/g/n
To: FCC 47 CFR Part 15.247 & IC RSS-210
Serial #: ARUB148-U4 Rev A
Issue Date: 2nd August 2013
Page: 222 of 394



POWER SPECTRAL DENSITY - AVERAGE

Variant: 802.11a, Channel: 5785.00 MHz, Chain b, Temp: Ambient, Voltage: 12 Vdc



Analyser Setup	Marker : Frequency : Amplitude	Test Results
Detector = AVERAGE Sweep Count = 0 RF Atten (dB) = 20 Trace Mode = VIEW	M1 : 5779.379 MHz : 0.621 dBm	Limit: ≤ 13.229 dBm Margin: -17.38 dB

[Back to the Matrix](#)

This test report may be reproduced in full only. The document may only be updated by MiCOM Labs personnel. Any changes will be noted in the Document History section of the report.

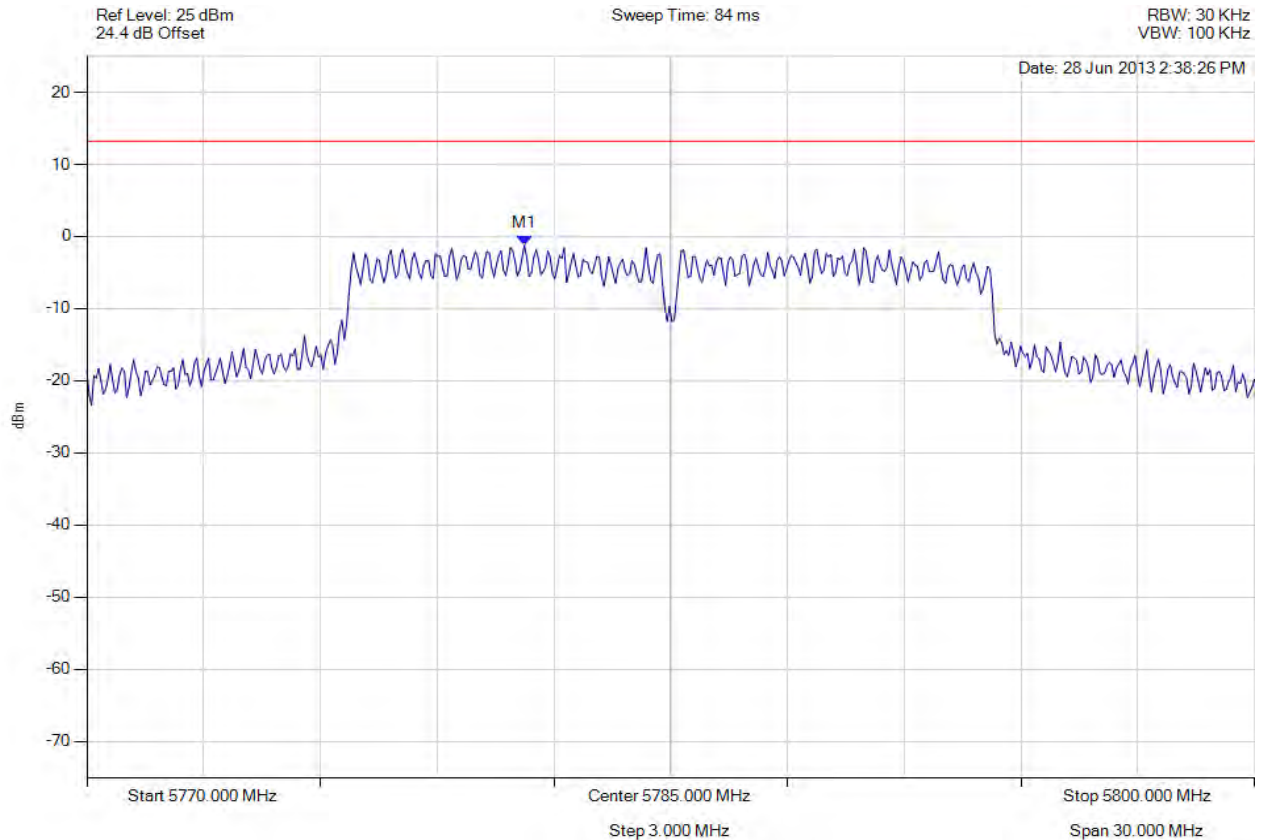


Title: APIN0114, APIN0115 802.11a/b/g/n
To: FCC 47 CFR Part 15.247 & IC RSS-210
Serial #: ARUB148-U4 Rev A
Issue Date: 2nd August 2013
Page: 223 of 394



POWER SPECTRAL DENSITY - AVERAGE

Variant: 802.11a, Channel: 5785.00 MHz, Chain c, Temp: Ambient, Voltage: 12 Vdc



Analyser Setup	Marker : Frequency : Amplitude	Test Results
Detector = AVERAGE Sweep Count = 0 RF Atten (dB) = 20 Trace Mode = VIEW	M1 : 5781.242 MHz : -1.219 dBm	Limit: ≤ 13.229 dBm Margin: -19.22 dB

[Back to the Matrix](#)

This test report may be reproduced in full only. The document may only be updated by MiCOM Labs personnel. Any changes will be noted in the Document History section of the report.

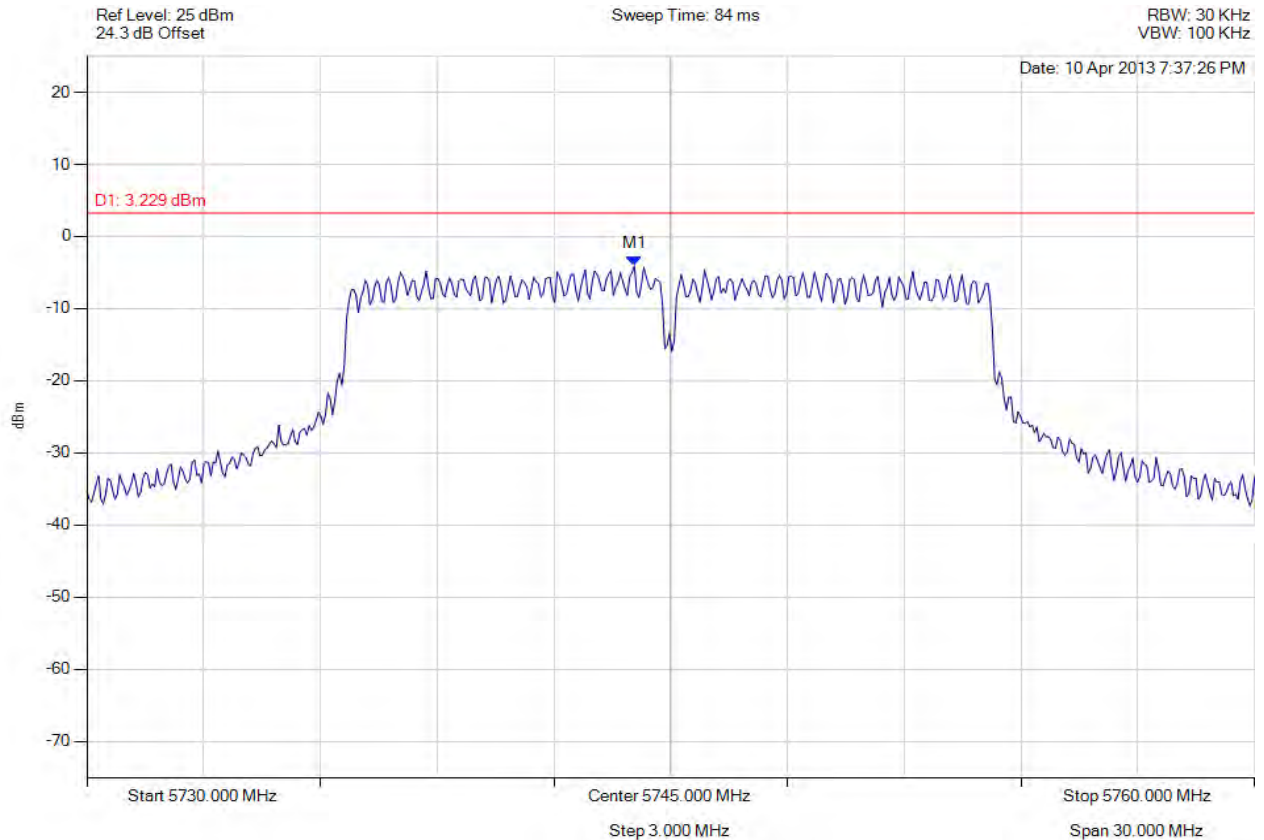


Title: APIN0114, APIN0115 802.11a/b/g/n
To: FCC 47 CFR Part 15.247 & IC RSS-210
Serial #: ARUB148-U4 Rev A
Issue Date: 2nd August 2013
Page: 224 of 394



POWER SPECTRAL DENSITY

Variant: 802.11a, Channel: 5745.00 MHz, Chain a, Temp: Ambient, Voltage: 12 Vdc



Analyser Setup	Marker : Frequency : Amplitude	Test Results
Detector = AVERAGE Sweep Count = 0 RF Atten (dB) = 20 Trace Mode = VIEW	M1 : 5744.068 MHz : -4.076 dBm	Limit: ≤ 18.000 dBm Margin: -22.08 dB

[Back to the Matrix](#)

This test report may be reproduced in full only. The document may only be updated by MiCOM Labs personnel. Any changes will be noted in the Document History section of the report.

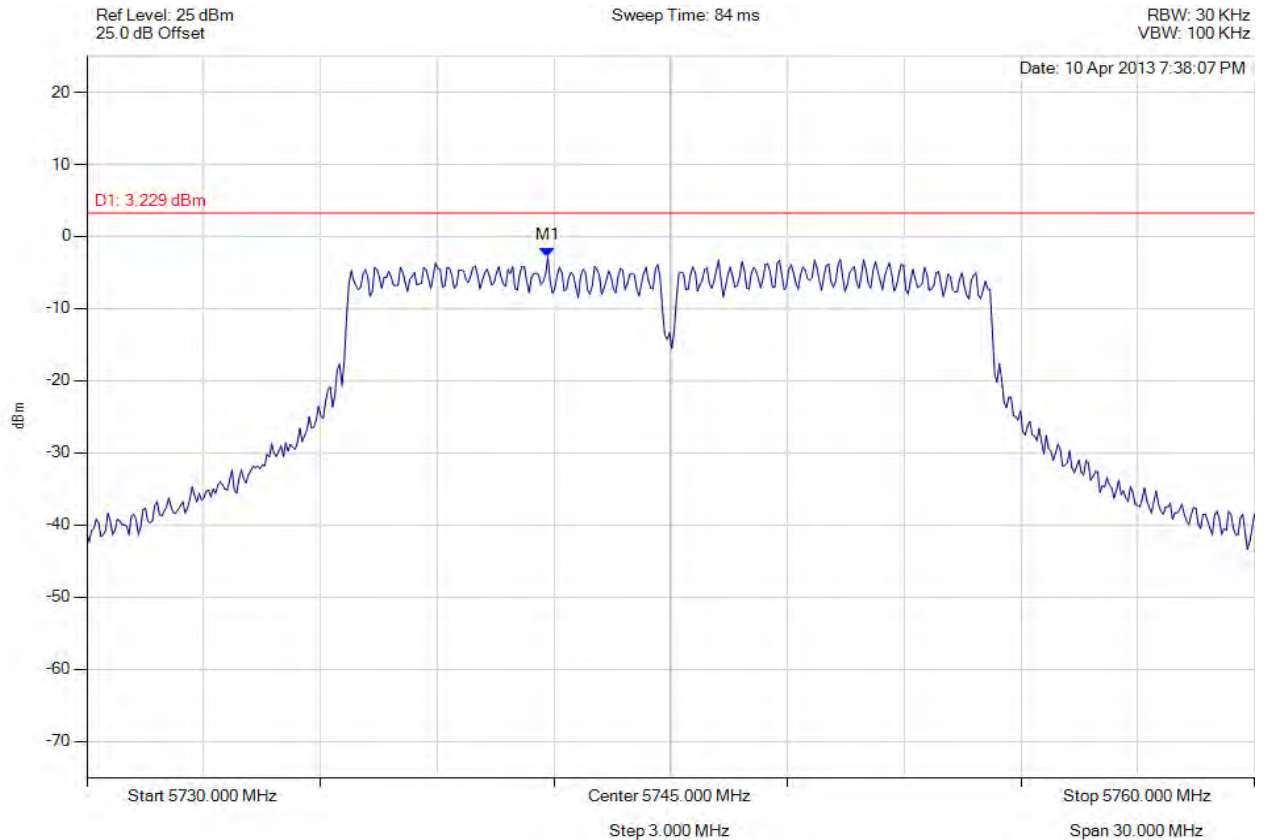


Title: APIN0114, APIN0115 802.11a/b/g/n
To: FCC 47 CFR Part 15.247 & IC RSS-210
Serial #: ARUB148-U4 Rev A
Issue Date: 2nd August 2013
Page: 225 of 394



POWER SPECTRAL DENSITY

Variant: 802.11a, Channel: 5745.00 MHz, Chain b, Temp: Ambient, Voltage: 12 Vdc



Analyser Setup	Marker : Frequency : Amplitude	Test Results
Detector = AVERAGE Sweep Count = 0 RF Atten (dB) = 20 Trace Mode = VIEW	M1 : 5741.844 MHz : -2.871 dBm	Limit: ≤ 18.000 dBm Margin: -20.87 dB

[Back to the Matrix](#)

This test report may be reproduced in full only. The document may only be updated by MiCOM Labs personnel. Any changes will be noted in the Document History section of the report.

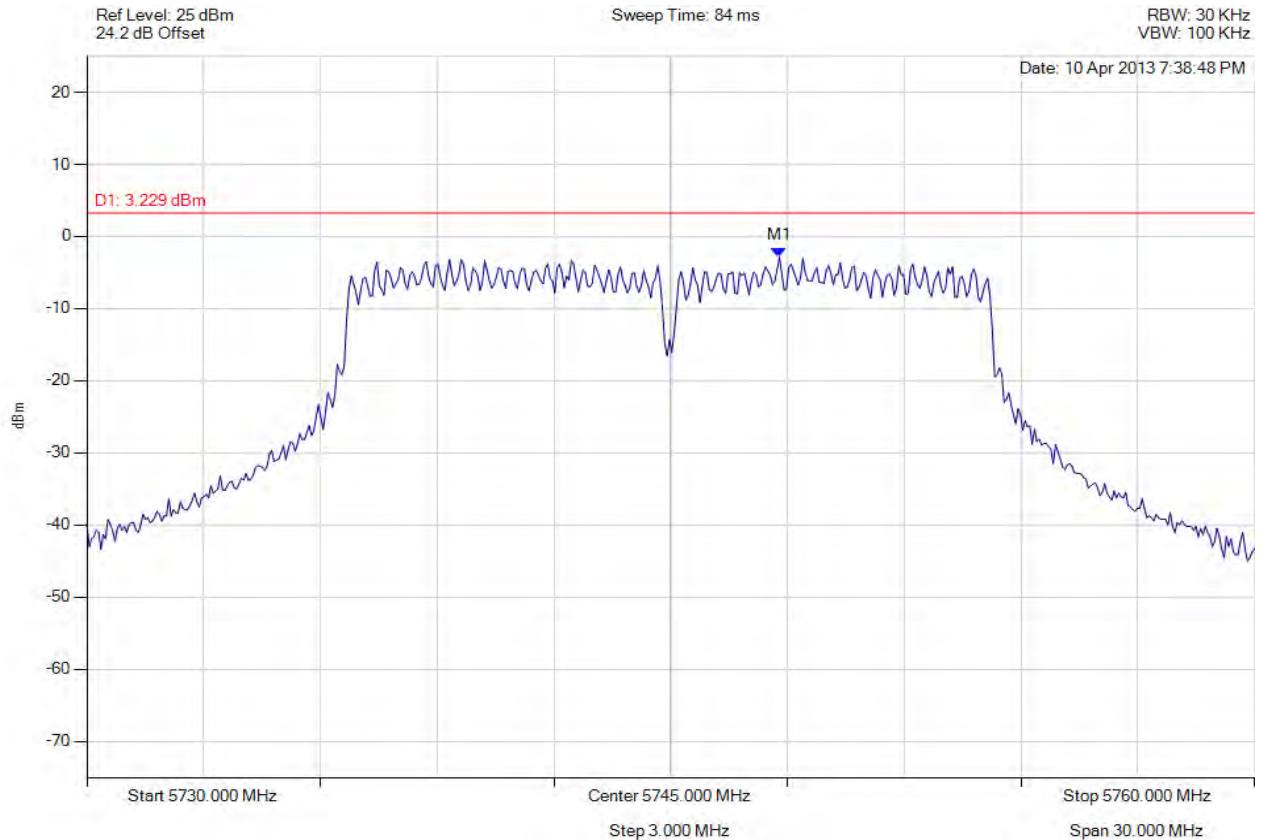


Title: APIN0114, APIN0115 802.11a/b/g/n
To: FCC 47 CFR Part 15.247 & IC RSS-210
Serial #: ARUB148-U4 Rev A
Issue Date: 2nd August 2013
Page: 226 of 394



POWER SPECTRAL DENSITY

Variant: 802.11a, Channel: 5745.00 MHz, Chain c, Temp: Ambient, Voltage: 12 Vdc



Analyser Setup	Marker : Frequency : Amplitude	Test Results
Detector = AVERAGE Sweep Count = 0 RF Atten (dB) = 20 Trace Mode = VIEW	M1 : 5747.796 MHz : -2.914 dBm	Limit: ≤ 18.000 dBm Margin: -20.91 dB

[Back to the Matrix](#)

This test report may be reproduced in full only. The document may only be updated by MiCOM Labs personnel. Any changes will be noted in the Document History section of the report.

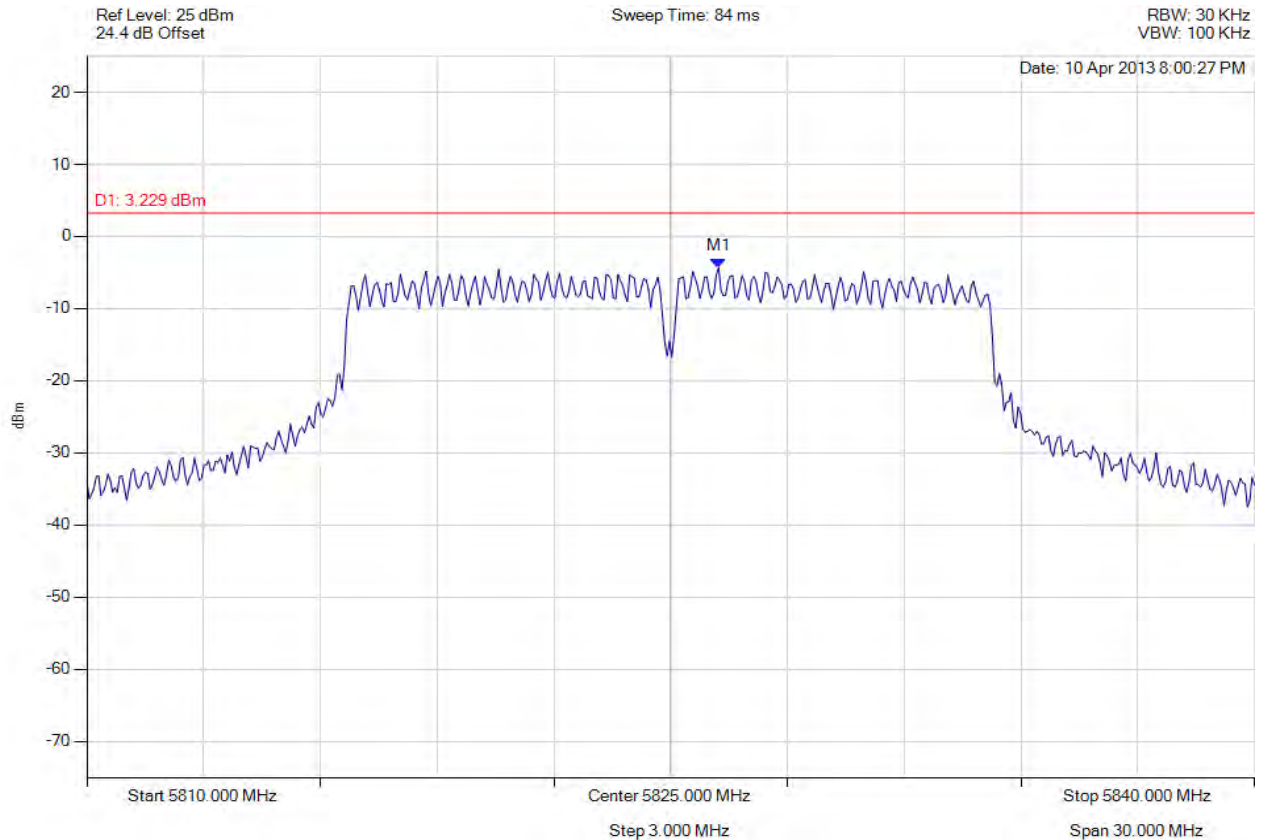


Title: APIN0114, APIN0115 802.11a/b/g/n
To: FCC 47 CFR Part 15.247 & IC RSS-210
Serial #: ARUB148-U4 Rev A
Issue Date: 2nd August 2013
Page: 227 of 394



POWER SPECTRAL DENSITY

Variant: 802.11a, Channel: 5825.00 MHz, Chain a, Temp: Ambient, Voltage: 12 Vdc



Analyser Setup	Marker : Frequency : Amplitude	Test Results
Detector = AVERAGE Sweep Count = 0 RF Atten (dB) = 20 Trace Mode = VIEW	M1 : 5826.232 MHz : -4.339 dBm	Limit: ≤ 18.000 dBm Margin: -22.34 dB

[Back to the Matrix](#)

This test report may be reproduced in full only. The document may only be updated by MiCOM Labs personnel. Any changes will be noted in the Document History section of the report.

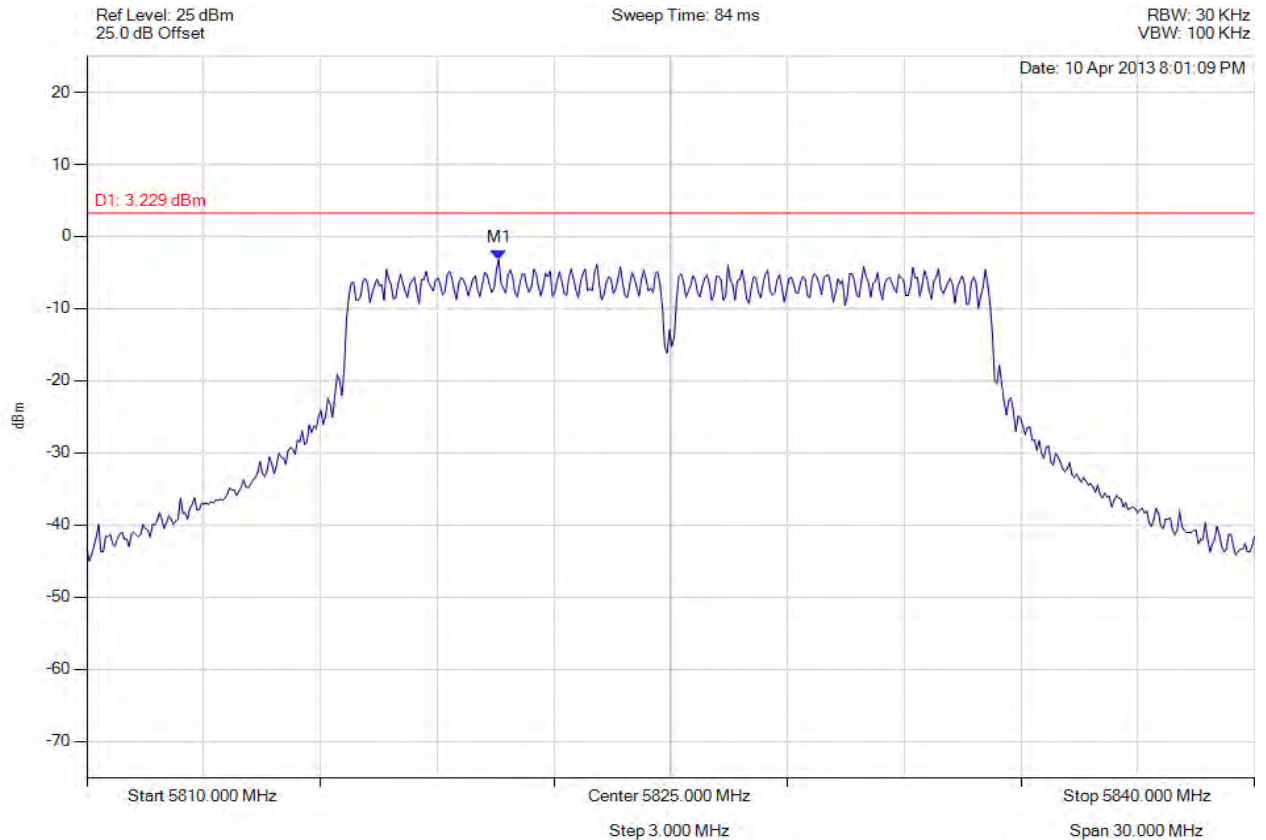


Title: APIN0114, APIN0115 802.11a/b/g/n
To: FCC 47 CFR Part 15.247 & IC RSS-210
Serial #: ARUB148-U4 Rev A
Issue Date: 2nd August 2013
Page: 228 of 394



POWER SPECTRAL DENSITY

Variant: 802.11a, Channel: 5825.00 MHz, Chain b, Temp: Ambient, Voltage: 12 Vdc



Analyser Setup	Marker : Frequency : Amplitude	Test Results
Detector = AVERAGE Sweep Count = 0 RF Atten (dB) = 20 Trace Mode = VIEW	M1 : 5820.581 MHz : -3.151 dBm	Limit: ≤ 18.000 dBm Margin: -21.15 dB

[Back to the Matrix](#)

This test report may be reproduced in full only. The document may only be updated by MiCOM Labs personnel. Any changes will be noted in the Document History section of the report.

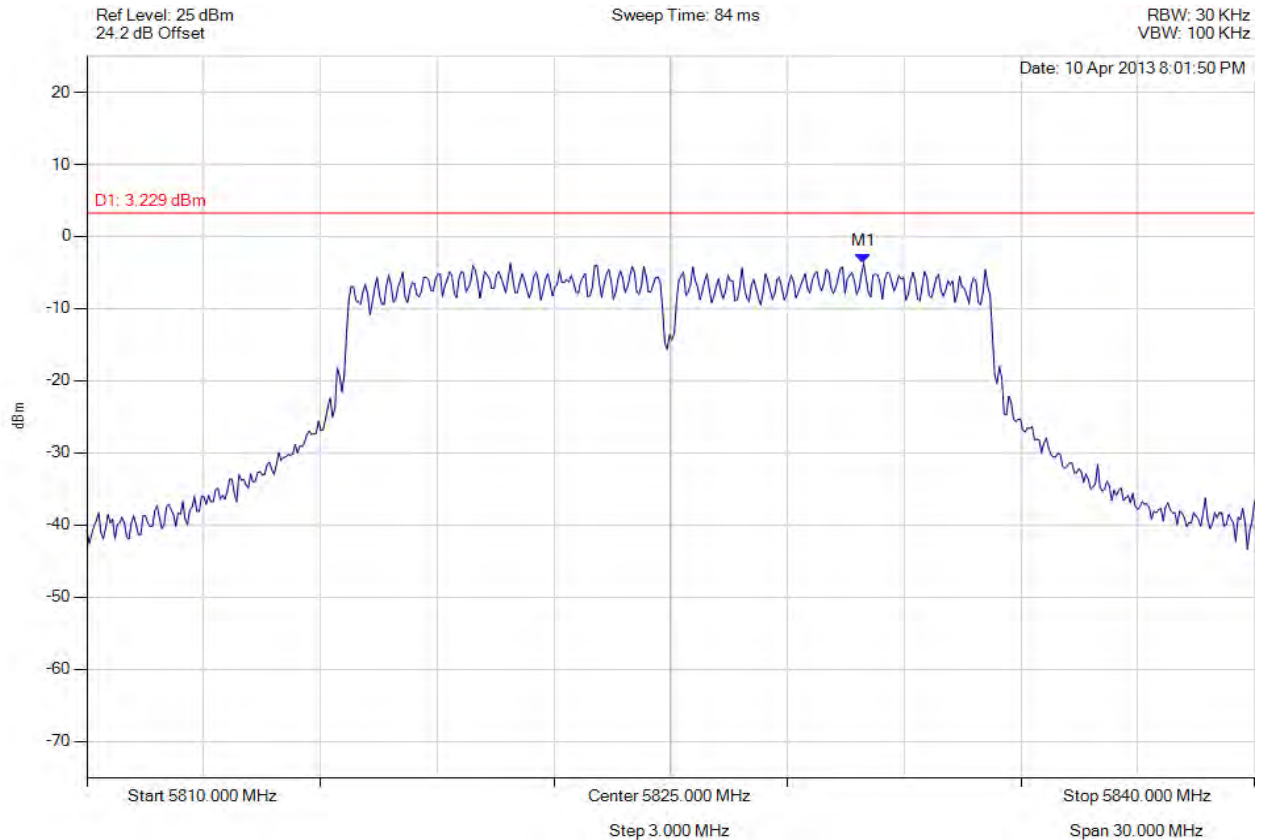


Title: APIN0114, APIN0115 802.11a/b/g/n
To: FCC 47 CFR Part 15.247 & IC RSS-210
Serial #: ARUB148-U4 Rev A
Issue Date: 2nd August 2013
Page: 229 of 394



POWER SPECTRAL DENSITY

Variant: 802.11a, Channel: 5825.00 MHz, Chain c, Temp: Ambient, Voltage: 12 Vdc



Analyser Setup	Marker : Frequency : Amplitude	Test Results
Detector = AVERAGE Sweep Count = 0 RF Atten (dB) = 20 Trace Mode = VIEW	M1 : 5829.960 MHz : -3.713 dBm	Limit: ≤ 18.000 dBm Margin: -21.71 dB

[Back to the Matrix](#)

This test report may be reproduced in full only. The document may only be updated by MiCOM Labs personnel. Any changes will be noted in the Document History section of the report.

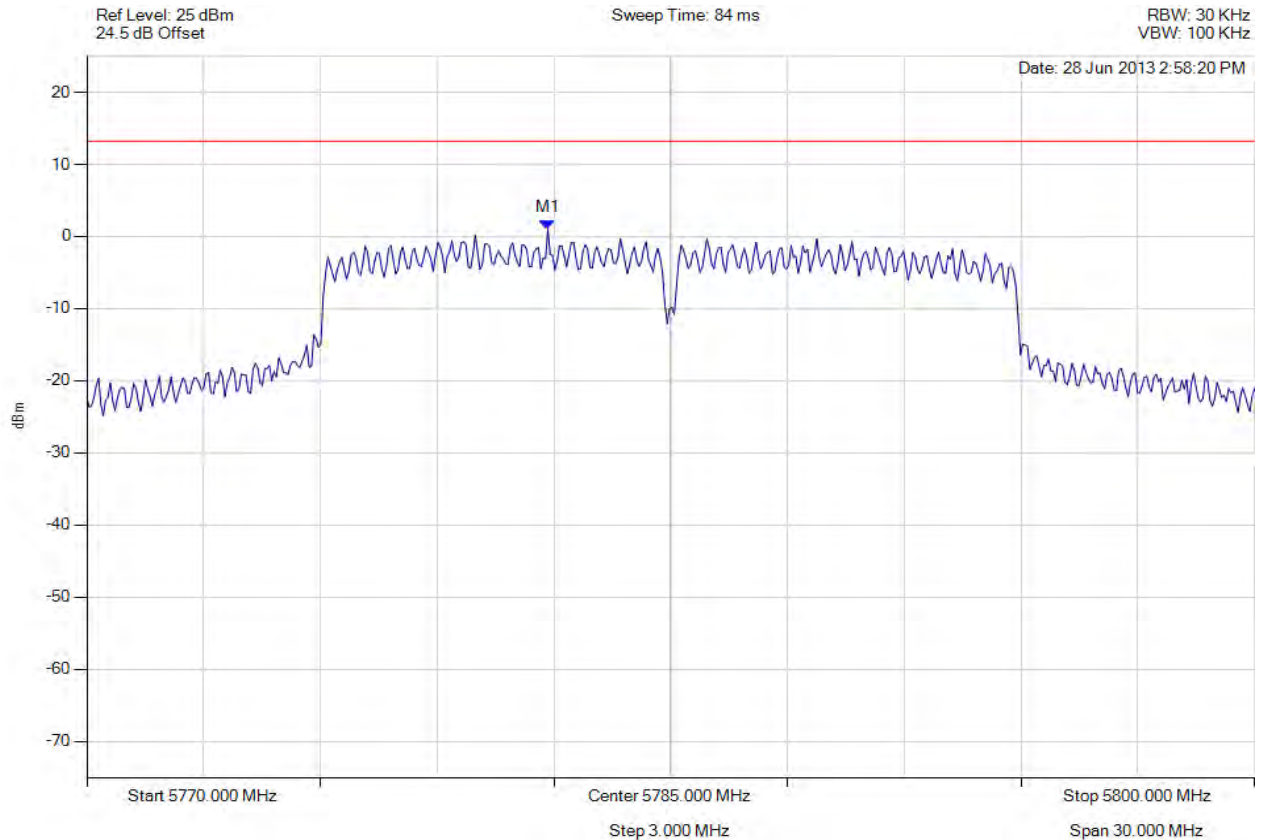


Title: APIN0114, APIN0115 802.11a/b/g/n
To: FCC 47 CFR Part 15.247 & IC RSS-210
Serial #: ARUB148-U4 Rev A
Issue Date: 2nd August 2013
Page: 230 of 394



POWER SPECTRAL DENSITY - AVERAGE

Variant: 802.11n HT-20, Channel: 5785.00 MHz, Chain a, Temp: Ambient, Voltage: 12 Vdc



Analyser Setup	Marker : Frequency : Amplitude	Test Results
Detector = AVERAGE Sweep Count = 0 RF Atten (dB) = 20 Trace Mode = VIEW	M1 : 5781.844 MHz : 0.943 dBm	Limit: ≤ 13.229 dBm Margin: -17.06 dB

[Back to the Matrix](#)

This test report may be reproduced in full only. The document may only be updated by MiCOM Labs personnel. Any changes will be noted in the Document History section of the report.

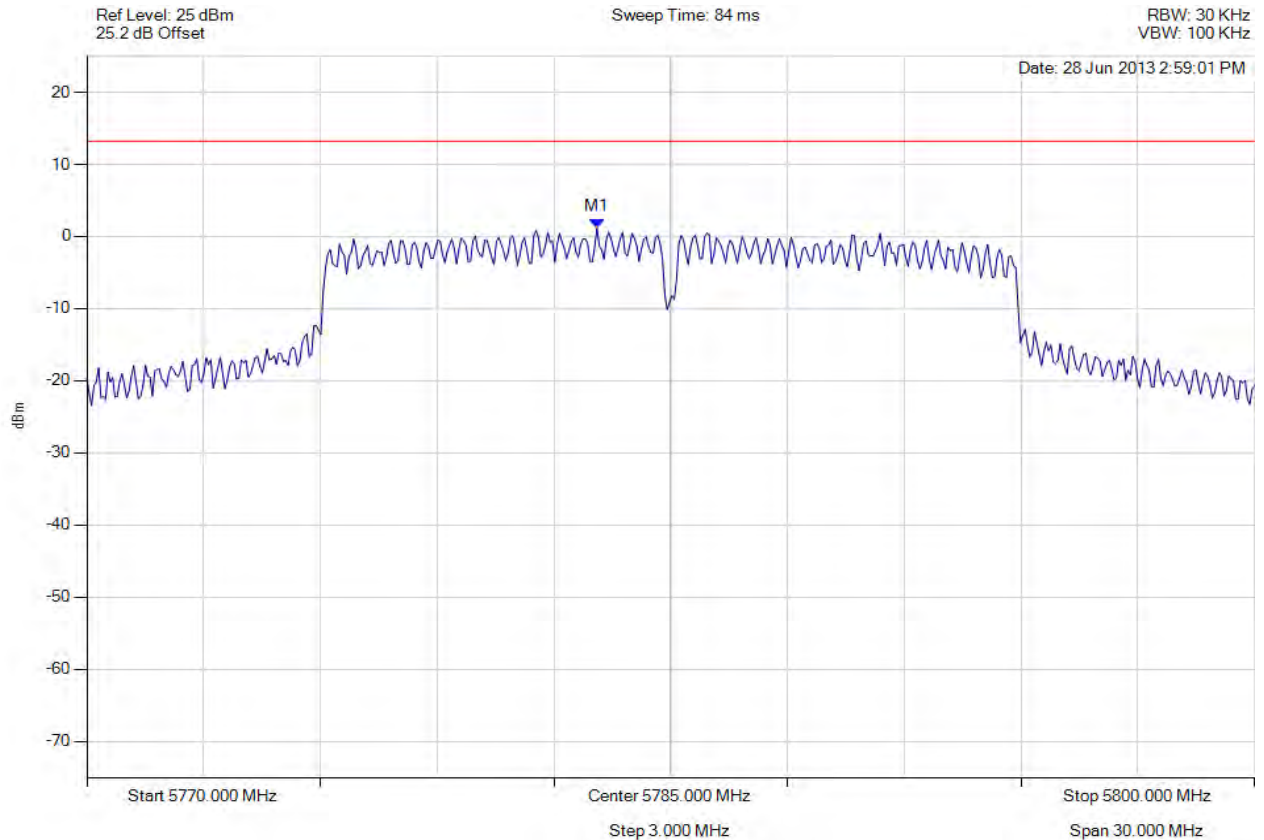


Title: APIN0114, APIN0115 802.11a/b/g/n
To: FCC 47 CFR Part 15.247 & IC RSS-210
Serial #: ARUB148-U4 Rev A
Issue Date: 2nd August 2013
Page: 231 of 394



POWER SPECTRAL DENSITY - AVERAGE

Variant: 802.11n HT-20, Channel: 5785.00 MHz, Chain b, Temp: Ambient, Voltage: 12 Vdc



Analyser Setup	Marker : Frequency : Amplitude	Test Results
Detector = AVERAGE Sweep Count = 0 RF Atten (dB) = 20 Trace Mode = VIEW	M1 : 5783.106 MHz : 1.126 dBm	Limit: ≤ 13.229 dBm Margin: -16.87 dB

[Back to the Matrix](#)

This test report may be reproduced in full only. The document may only be updated by MiCOM Labs personnel. Any changes will be noted in the Document History section of the report.

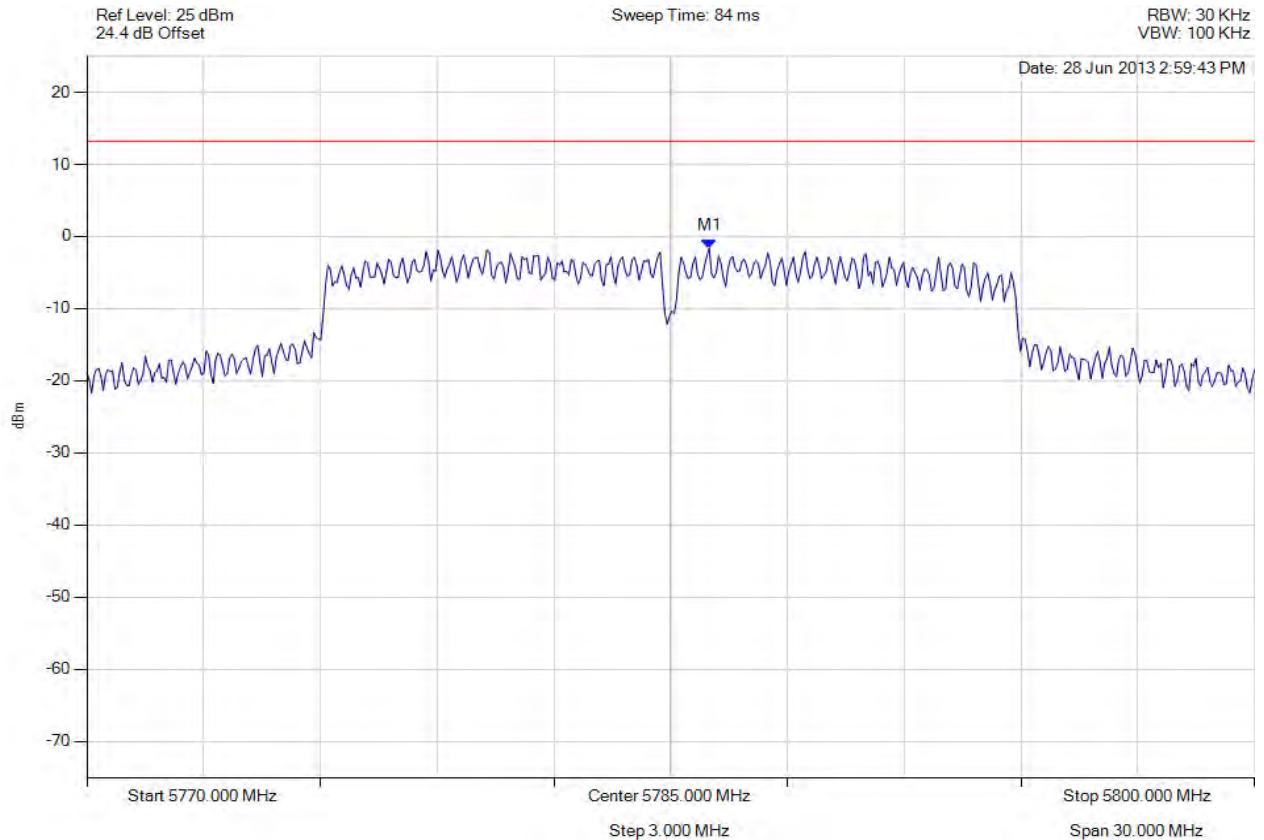


Title: APIN0114, APIN0115 802.11a/b/g/n
To: FCC 47 CFR Part 15.247 & IC RSS-210
Serial #: ARUB148-U4 Rev A
Issue Date: 2nd August 2013
Page: 232 of 394



POWER SPECTRAL DENSITY - AVERAGE

Variant: 802.11n HT-20, Channel: 5785.00 MHz, Chain c, Temp: Ambient, Voltage: 12 Vdc



Analyser Setup	Marker : Frequency : Amplitude	Test Results
Detector = AVERAGE Sweep Count = 0 RF Atten (dB) = 20 Trace Mode = VIEW	M1 : 5785.992 MHz : -1.622 dBm	Limit: ≤ 13.229 dBm Margin: -19.62 dB

[Back to the Matrix](#)

This test report may be reproduced in full only. The document may only be updated by MiCOM Labs personnel. Any changes will be noted in the Document History section of the report.

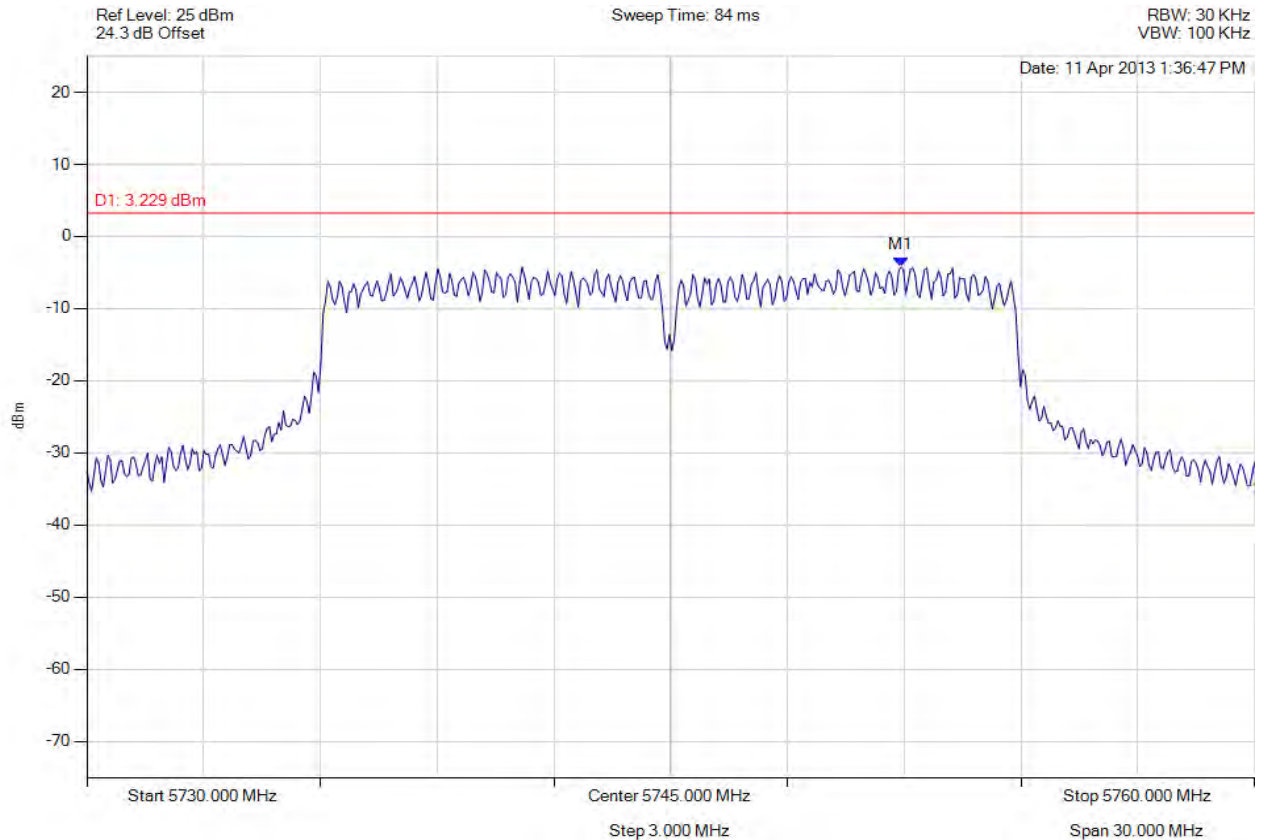


Title: APIN0114, APIN0115 802.11a/b/g/n
To: FCC 47 CFR Part 15.247 & IC RSS-210
Serial #: ARUB148-U4 Rev A
Issue Date: 2nd August 2013
Page: 233 of 394



POWER SPECTRAL DENSITY

Variant: 802.11n HT-20, Channel: 5745.00 MHz, Chain a, Temp: Ambient, Voltage: 12 Vdc



Analyser Setup	Marker : Frequency : Amplitude	Test Results
Detector = AVERAGE Sweep Count = 0 RF Atten (dB) = 20 Trace Mode = VIEW	M1 : 5750.922 MHz : -4.238 dBm	Limit: ≤ 18.000 dBm Margin: -22.24 dB

[Back to the Matrix](#)

This test report may be reproduced in full only. The document may only be updated by MiCOM Labs personnel. Any changes will be noted in the Document History section of the report.

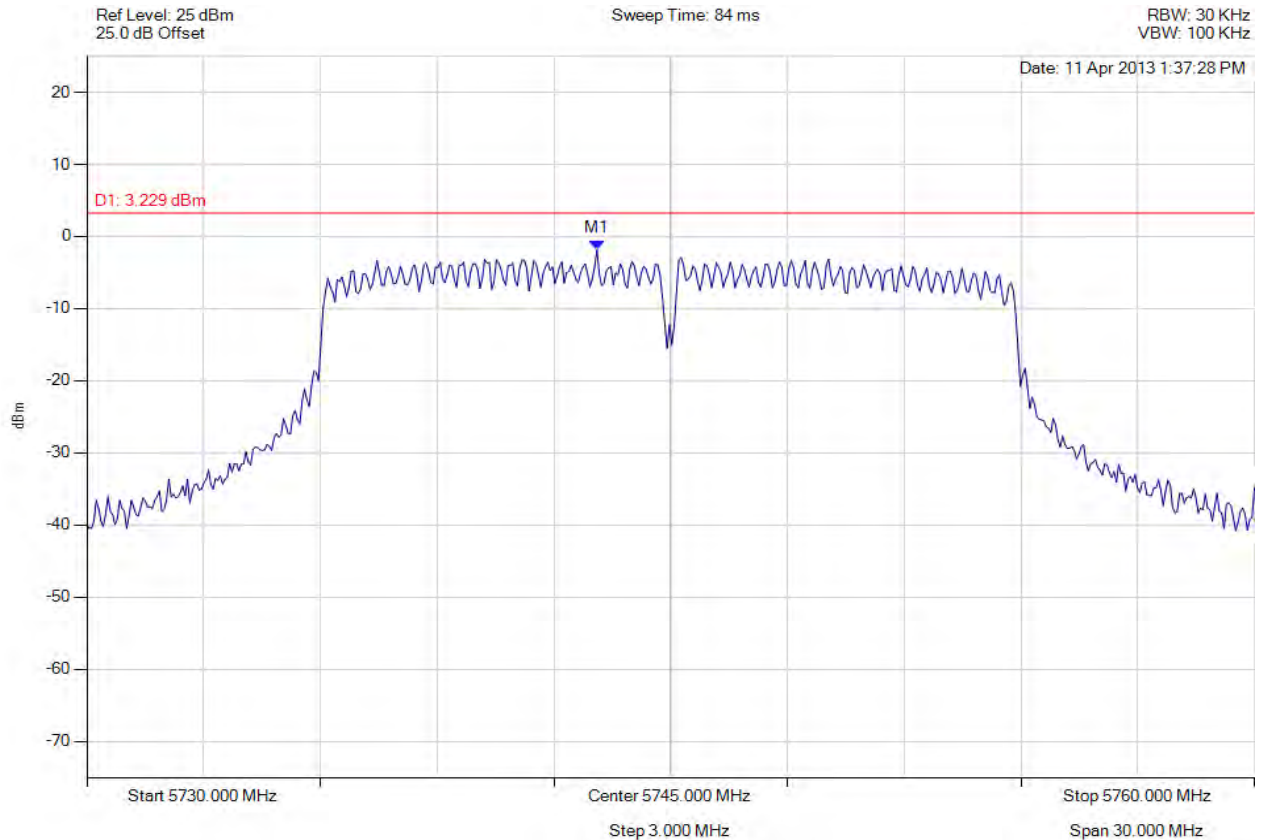


Title: APIN0114, APIN0115 802.11a/b/g/n
To: FCC 47 CFR Part 15.247 & IC RSS-210
Serial #: ARUB148-U4 Rev A
Issue Date: 2nd August 2013
Page: 234 of 394



POWER SPECTRAL DENSITY

Variant: 802.11n HT-20, Channel: 5745.00 MHz, Chain b, Temp: Ambient, Voltage: 12 Vdc



Analyser Setup	Marker : Frequency : Amplitude	Test Results
Detector = AVERAGE Sweep Count = 0 RF Atten (dB) = 20 Trace Mode = VIEW	M1 : 5743.106 MHz : -1.890 dBm	Limit: ≤ 18.000 dBm Margin: -19.89 dB

[Back to the Matrix](#)

This test report may be reproduced in full only. The document may only be updated by MiCOM Labs personnel. Any changes will be noted in the Document History section of the report.

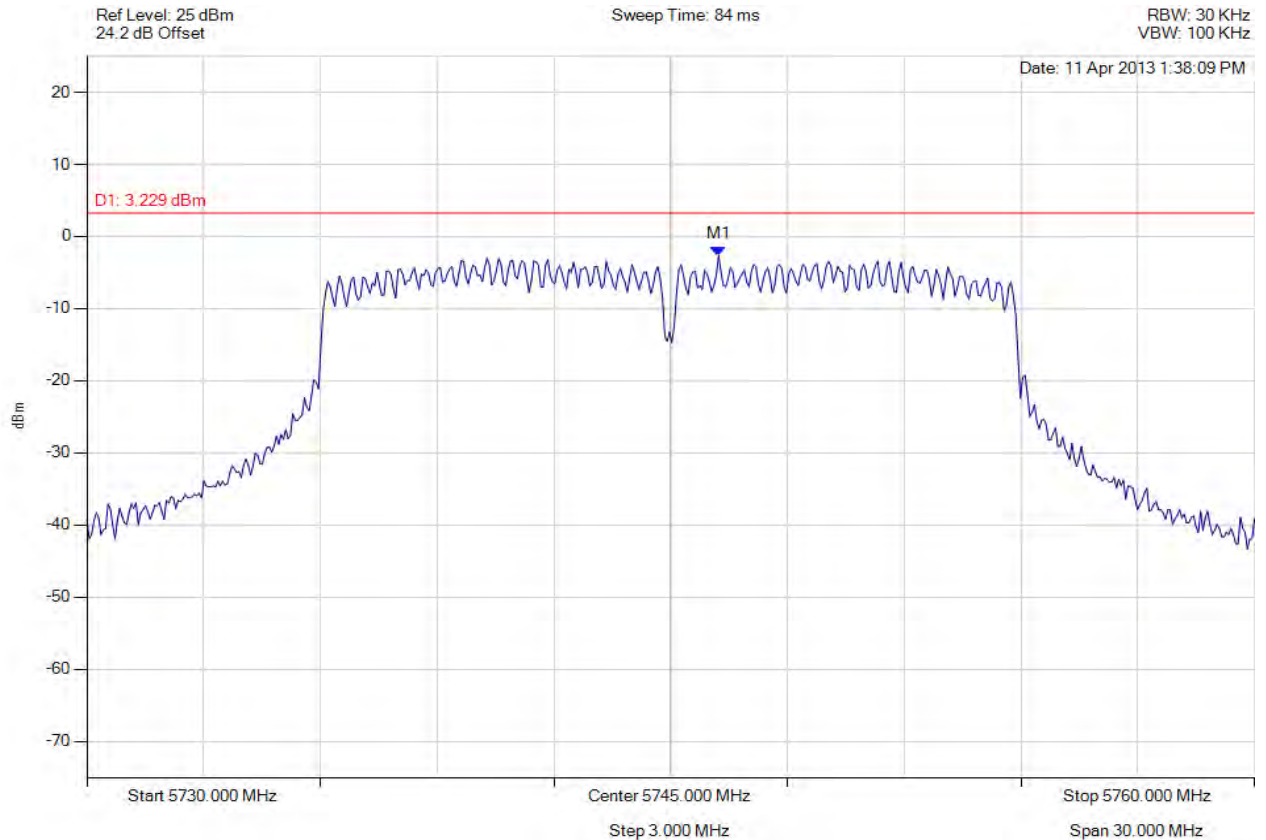


Title: APIN0114, APIN0115 802.11a/b/g/n
To: FCC 47 CFR Part 15.247 & IC RSS-210
Serial #: ARUB148-U4 Rev A
Issue Date: 2nd August 2013
Page: 235 of 394



POWER SPECTRAL DENSITY

Variant: 802.11n HT-20, Channel: 5745.00 MHz, Chain c, Temp: Ambient, Voltage: 12 Vdc



Analyser Setup	Marker : Frequency : Amplitude	Test Results
Detector = AVERAGE Sweep Count = 0 RF Atten (dB) = 20 Trace Mode = VIEW	M1 : 5746.232 MHz : -2.683 dBm	Limit: ≤ 18.000 dBm Margin: -20.68 dB

[Back to the Matrix](#)

This test report may be reproduced in full only. The document may only be updated by MiCOM Labs personnel. Any changes will be noted in the Document History section of the report.

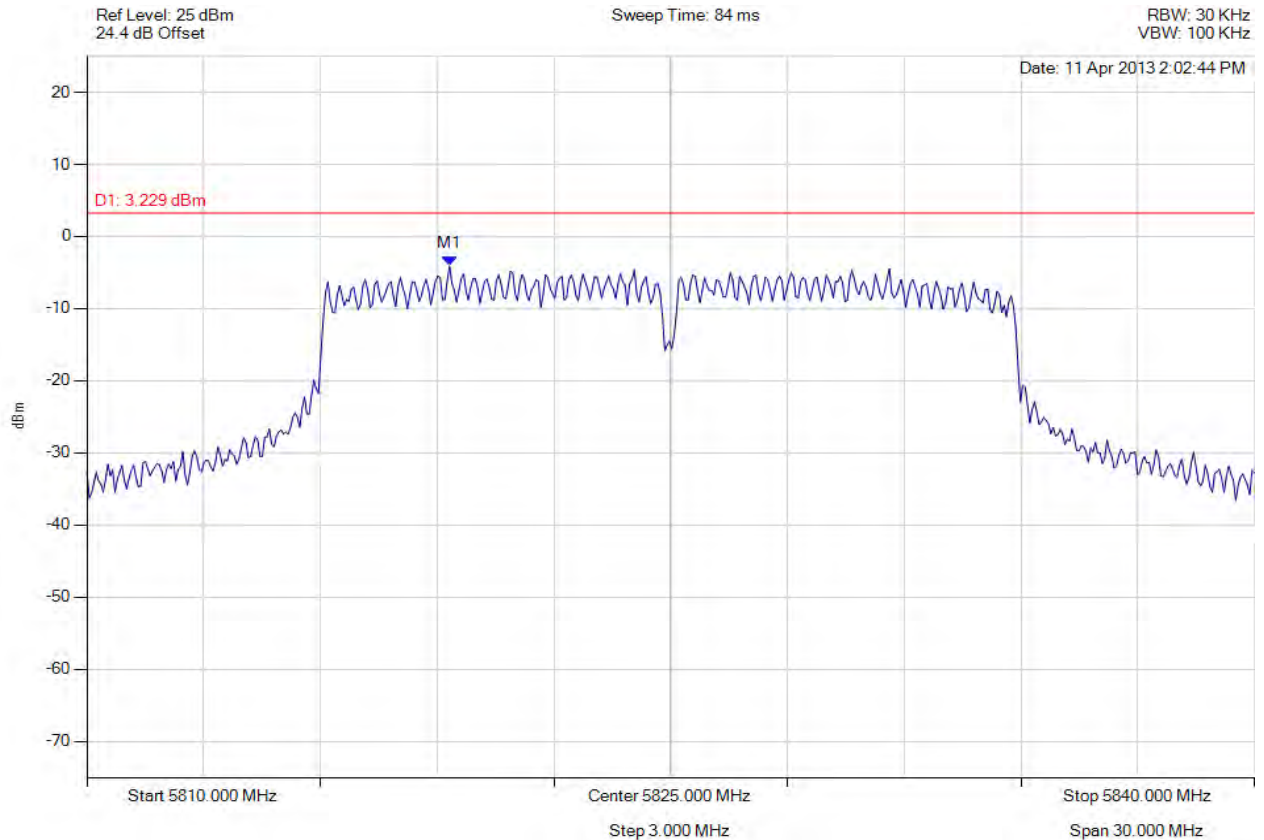


Title: APIN0114, APIN0115 802.11a/b/g/n
To: FCC 47 CFR Part 15.247 & IC RSS-210
Serial #: ARUB148-U4 Rev A
Issue Date: 2nd August 2013
Page: 236 of 394



POWER SPECTRAL DENSITY

Variant: 802.11n HT-20, Channel: 5825.00 MHz, Chain a, Temp: Ambient, Voltage: 12 Vdc



Analyser Setup	Marker : Frequency : Amplitude	Test Results
Detector = AVERAGE Sweep Count = 0 RF Atten (dB) = 20 Trace Mode = VIEW	M1 : 5819.319 MHz : -4.088 dBm	Limit: ≤ 18.000 dBm Margin: -22.09 dB

[Back to the Matrix](#)

This test report may be reproduced in full only. The document may only be updated by MiCOM Labs personnel. Any changes will be noted in the Document History section of the report.

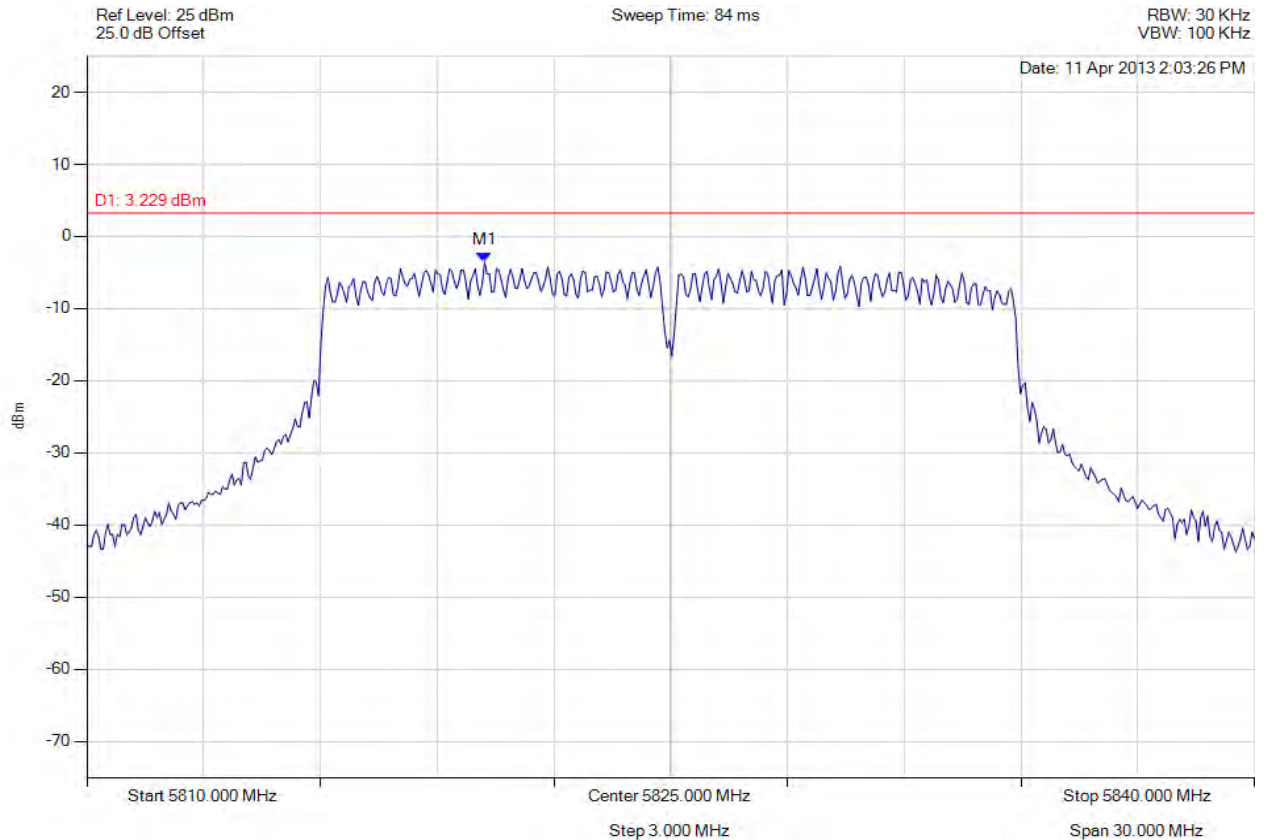


Title: APIN0114, APIN0115 802.11a/b/g/n
To: FCC 47 CFR Part 15.247 & IC RSS-210
Serial #: ARUB148-U4 Rev A
Issue Date: 2nd August 2013
Page: 237 of 394



POWER SPECTRAL DENSITY

Variant: 802.11n HT-20, Channel: 5825.00 MHz, Chain b, Temp: Ambient, Voltage: 12 Vdc



Analyser Setup	Marker : Frequency : Amplitude	Test Results
Detector = AVERAGE Sweep Count = 0 RF Atten (dB) = 20 Trace Mode = VIEW	M1 : 5820.220 MHz : -3.584 dBm	Limit: ≤ 18.000 dBm Margin: -21.58 dB

[Back to the Matrix](#)

This test report may be reproduced in full only. The document may only be updated by MiCOM Labs personnel. Any changes will be noted in the Document History section of the report.

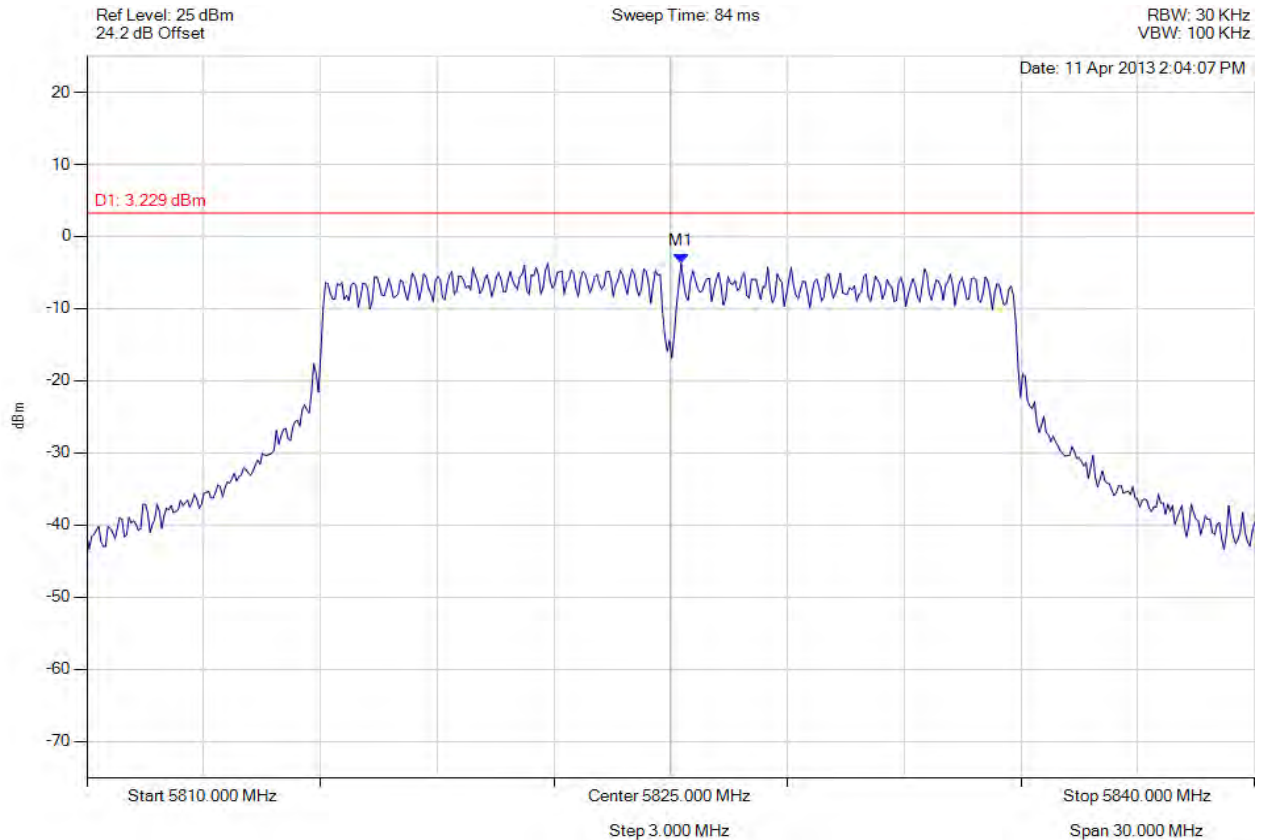


Title: APIN0114, APIN0115 802.11a/b/g/n
To: FCC 47 CFR Part 15.247 & IC RSS-210
Serial #: ARUB148-U4 Rev A
Issue Date: 2nd August 2013
Page: 238 of 394



POWER SPECTRAL DENSITY

Variant: 802.11n HT-20, Channel: 5825.00 MHz, Chain c, Temp: Ambient, Voltage: 12 Vdc



Analyser Setup	Marker : Frequency : Amplitude	Test Results
Detector = AVERAGE Sweep Count = 0 RF Atten (dB) = 20 Trace Mode = VIEW	M1 : 5825.271 MHz : -3.709 dBm	Limit: ≤ 18.000 dBm Margin: -21.71 dB

[Back to the Matrix](#)

This test report may be reproduced in full only. The document may only be updated by MiCOM Labs personnel. Any changes will be noted in the Document History section of the report.

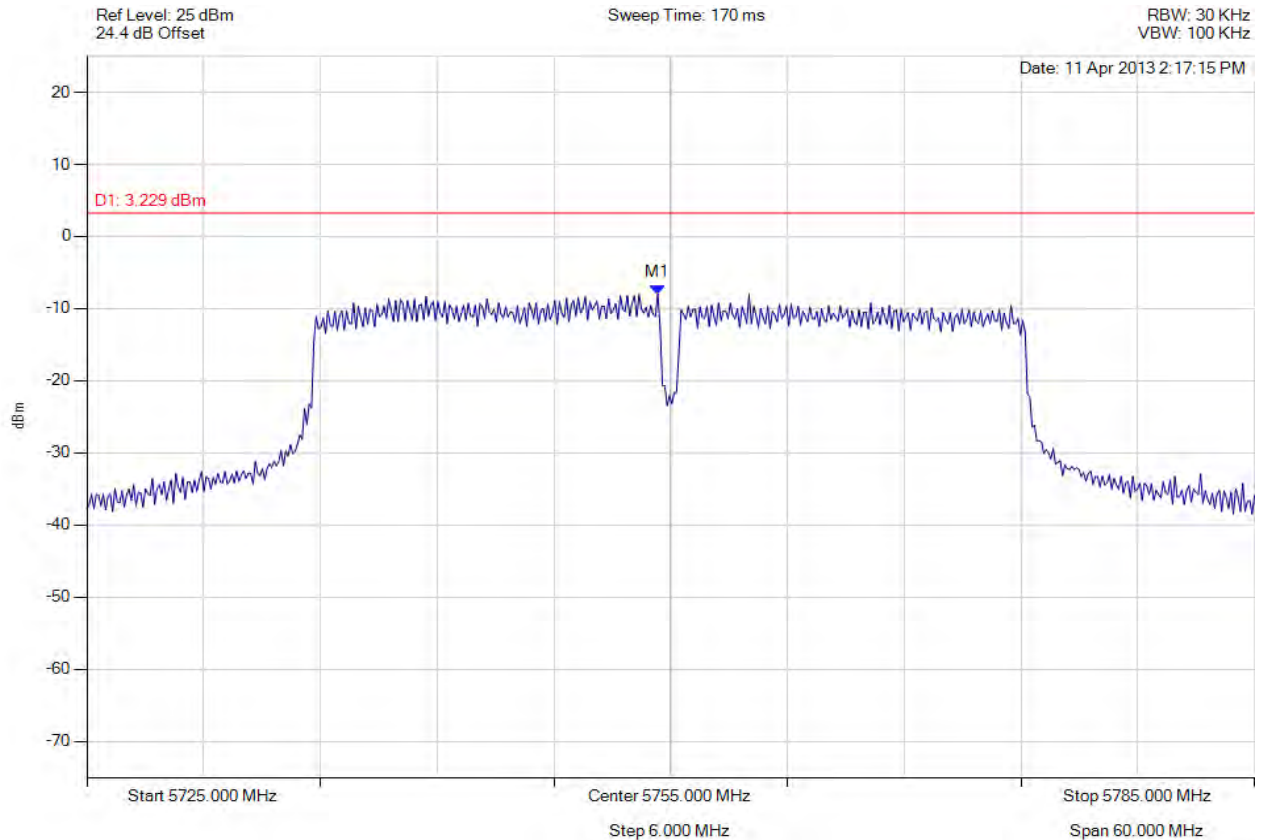


Title: APIN0114, APIN0115 802.11a/b/g/n
To: FCC 47 CFR Part 15.247 & IC RSS-210
Serial #: ARUB148-U4 Rev A
Issue Date: 2nd August 2013
Page: 239 of 394



POWER SPECTRAL DENSITY

Variant: 802.11n HT-40, Channel: 5755.00 MHz, Chain a, Temp: Ambient, Voltage: 12 Vdc



Analyser Setup	Marker : Frequency : Amplitude	Test Results
Detector = AVERAGE Sweep Count = 0 RF Atten (dB) = 20 Trace Mode = VIEW	M1 : 5754.339 MHz : -7.991 dBm	Limit: ≤ 18.000 dBm Margin: -25.99 dB

[Back to the Matrix](#)

This test report may be reproduced in full only. The document may only be updated by MiCOM Labs personnel. Any changes will be noted in the Document History section of the report.

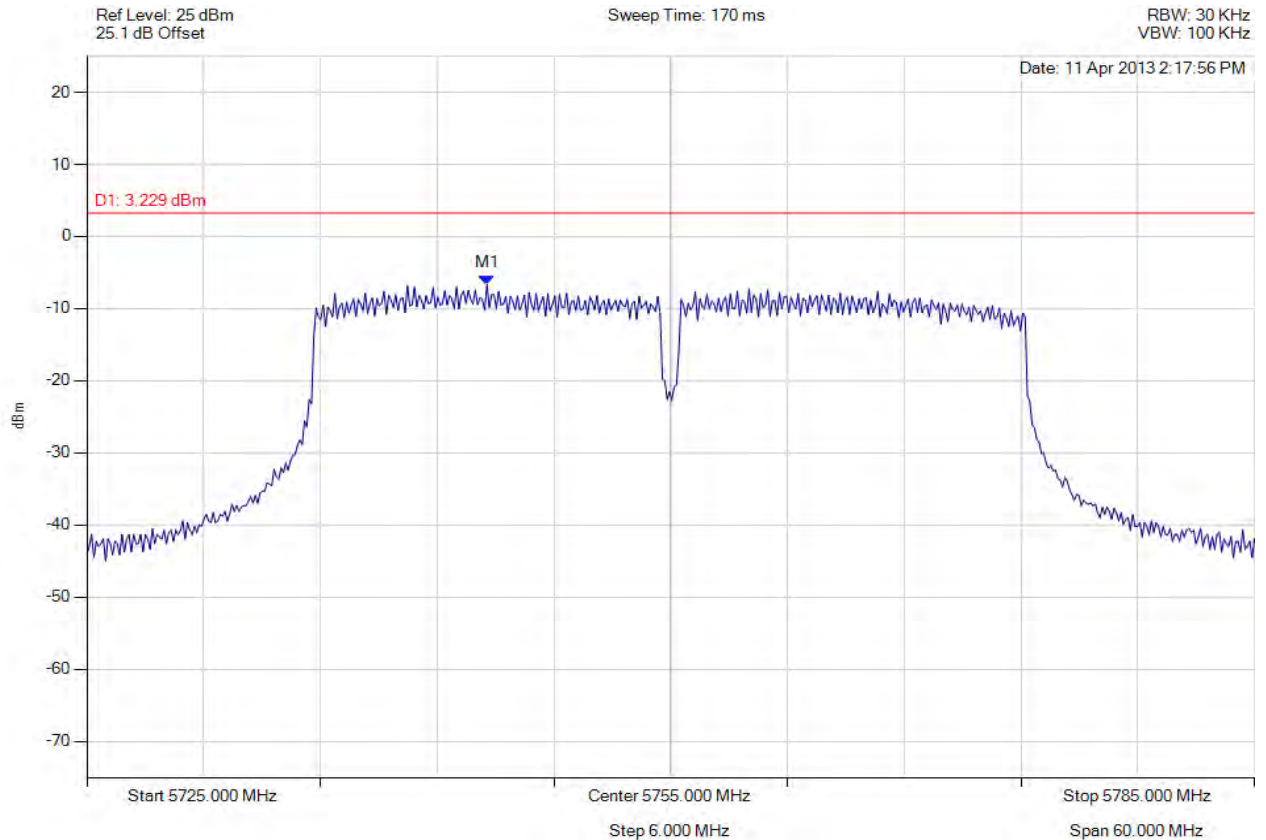


Title: APIN0114, APIN0115 802.11a/b/g/n
To: FCC 47 CFR Part 15.247 & IC RSS-210
Serial #: ARUB148-U4 Rev A
Issue Date: 2nd August 2013
Page: 240 of 394



POWER SPECTRAL DENSITY

Variant: 802.11n HT-40, Channel: 5755.00 MHz, Chain b, Temp: Ambient, Voltage: 12 Vdc



Analyser Setup	Marker : Frequency : Amplitude	Test Results
Detector = AVERAGE Sweep Count = 0 RF Atten (dB) = 20 Trace Mode = VIEW	M1 : 5745.561 MHz : -6.708 dBm	Limit: ≤ 18.000 dBm Margin: -24.71 dB

[Back to the Matrix](#)

This test report may be reproduced in full only. The document may only be updated by MiCOM Labs personnel. Any changes will be noted in the Document History section of the report.

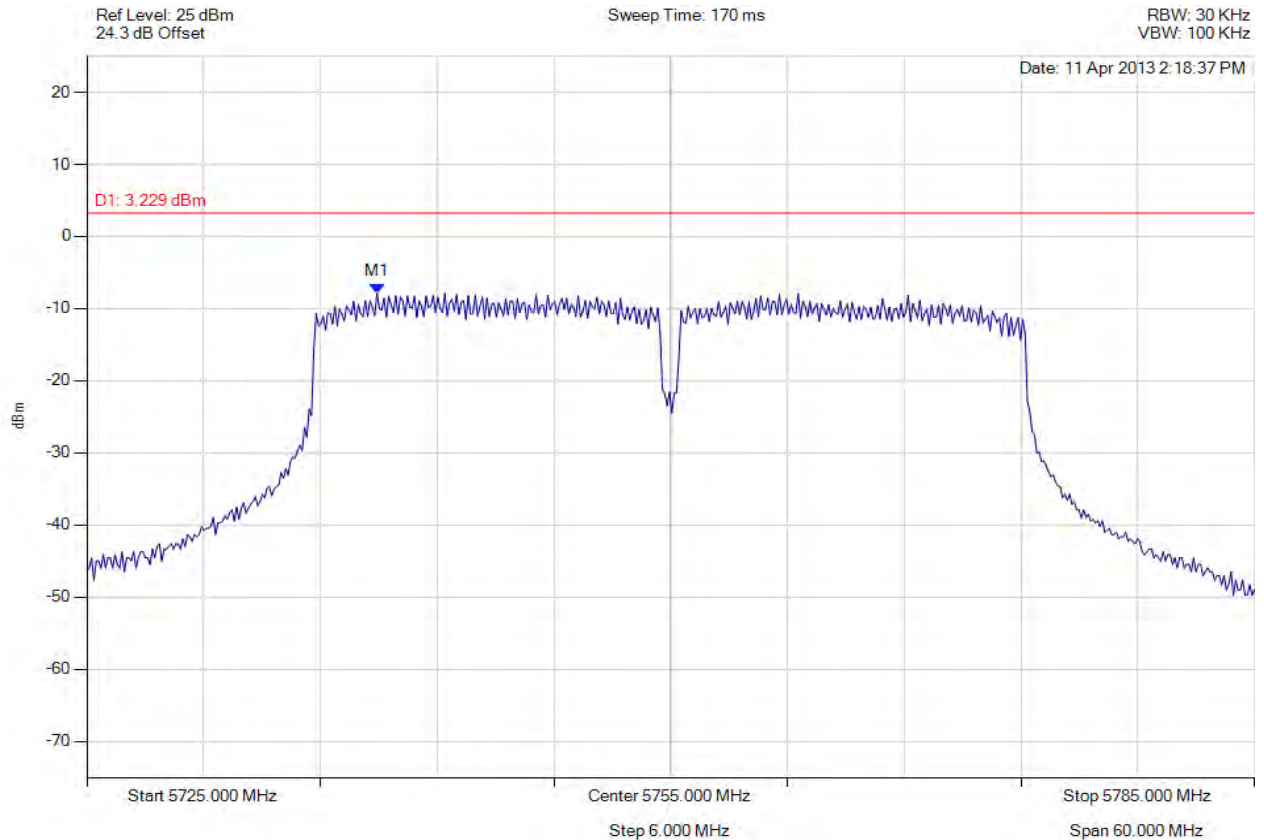


Title: APIN0114, APIN0115 802.11a/b/g/n
To: FCC 47 CFR Part 15.247 & IC RSS-210
Serial #: ARUB148-U4 Rev A
Issue Date: 2nd August 2013
Page: 241 of 394



POWER SPECTRAL DENSITY

Variant: 802.11n HT-40, Channel: 5755.00 MHz, Chain c, Temp: Ambient, Voltage: 12 Vdc



Analyser Setup	Marker : Frequency : Amplitude	Test Results
Detector = AVERAGE Sweep Count = 0 RF Atten (dB) = 20 Trace Mode = VIEW	M1 : 5739.910 MHz : -7.844 dBm	Limit: ≤ 18.000 dBm Margin: -25.84 dB

[Back to the Matrix](#)

This test report may be reproduced in full only. The document may only be updated by MiCOM Labs personnel. Any changes will be noted in the Document History section of the report.

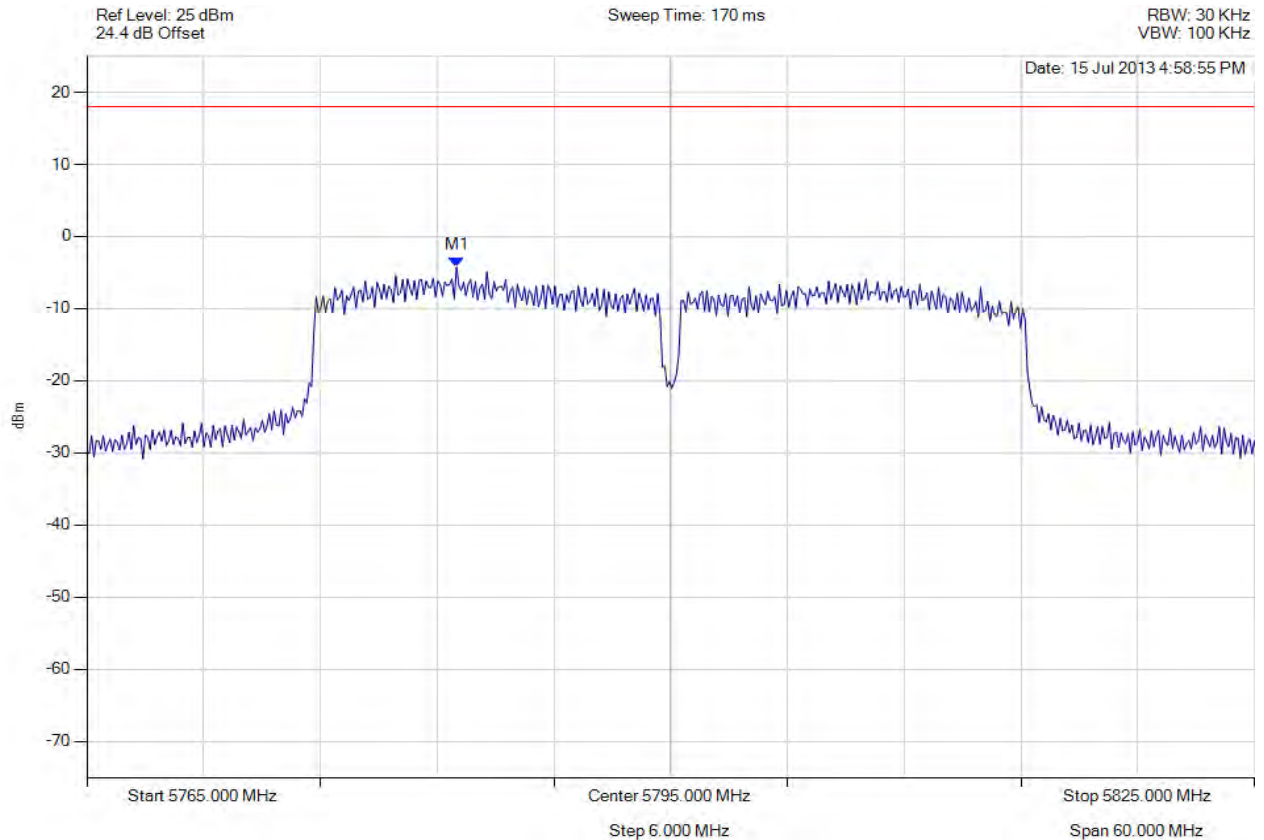


Title: APIN0114, APIN0115 802.11a/b/g/n
To: FCC 47 CFR Part 15.247 & IC RSS-210
Serial #: ARUB148-U4 Rev A
Issue Date: 2nd August 2013
Page: 242 of 394



POWER SPECTRAL DENSITY

Variant: 802.11n HT-40, Channel: 5795.00 MHz, Chain a, Temp: Ambient, Voltage: 12 Vdc



Analyser Setup	Marker : Frequency : Amplitude	Test Results
Detector = AVERAGE Sweep Count = 0 RF Atten (dB) = 20 Trace Mode = VIEW	M1 : 5783.998 MHz : -4.242 dBm	Limit: ≤ 18.000 dBm Margin: -22.24 dB

[Back to the Matrix](#)

This test report may be reproduced in full only. The document may only be updated by MiCOM Labs personnel. Any changes will be noted in the Document History section of the report.

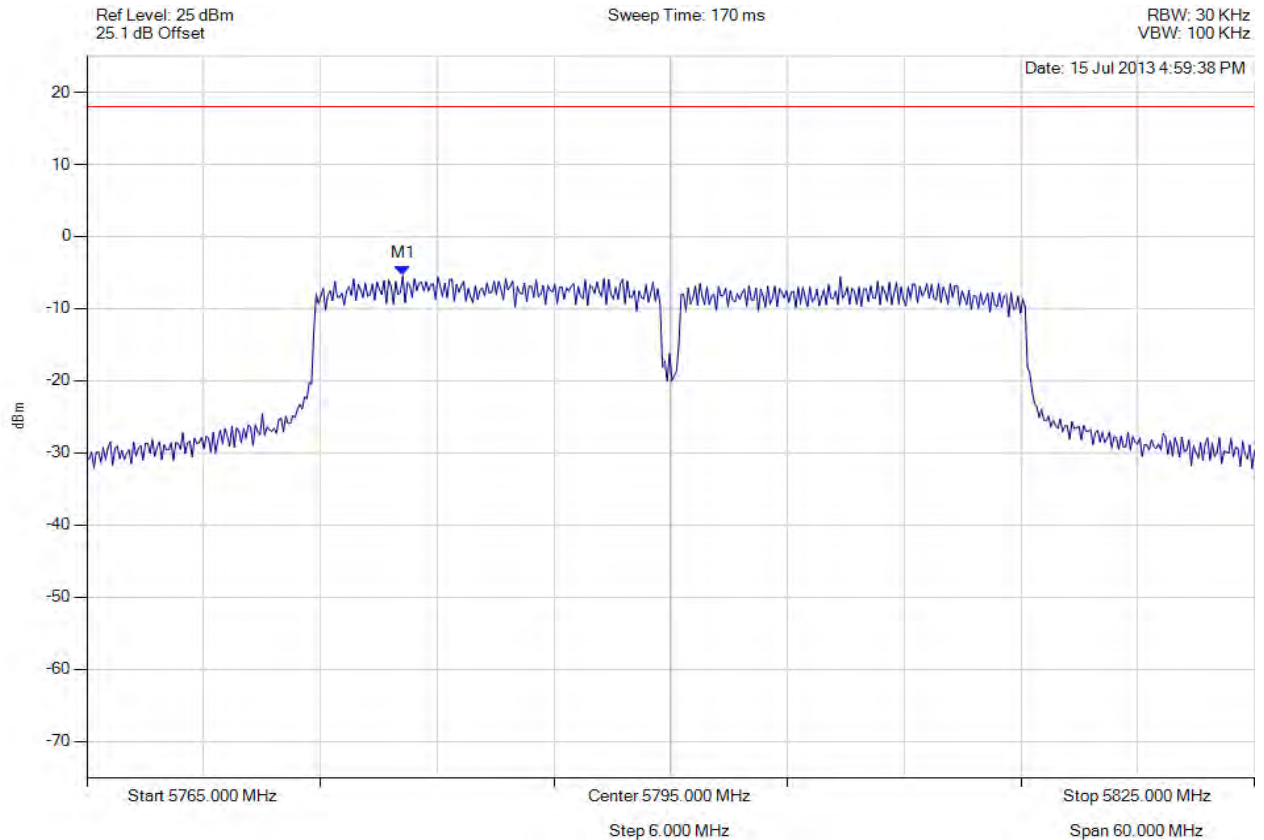


Title: APIN0114, APIN0115 802.11a/b/g/n
To: FCC 47 CFR Part 15.247 & IC RSS-210
Serial #: ARUB148-U4 Rev A
Issue Date: 2nd August 2013
Page: 243 of 394



POWER SPECTRAL DENSITY

Variant: 802.11n HT-40, Channel: 5795.00 MHz, Chain b, Temp: Ambient, Voltage: 12 Vdc



Analyser Setup	Marker : Frequency : Amplitude	Test Results
Detector = AVERAGE Sweep Count = 0 RF Atten (dB) = 20 Trace Mode = VIEW	M1 : 5781.232 MHz : -5.407 dBm	Limit: ≤ 18.000 dBm Margin: -23.41 dB

[Back to the Matrix](#)

This test report may be reproduced in full only. The document may only be updated by MiCOM Labs personnel. Any changes will be noted in the Document History section of the report.

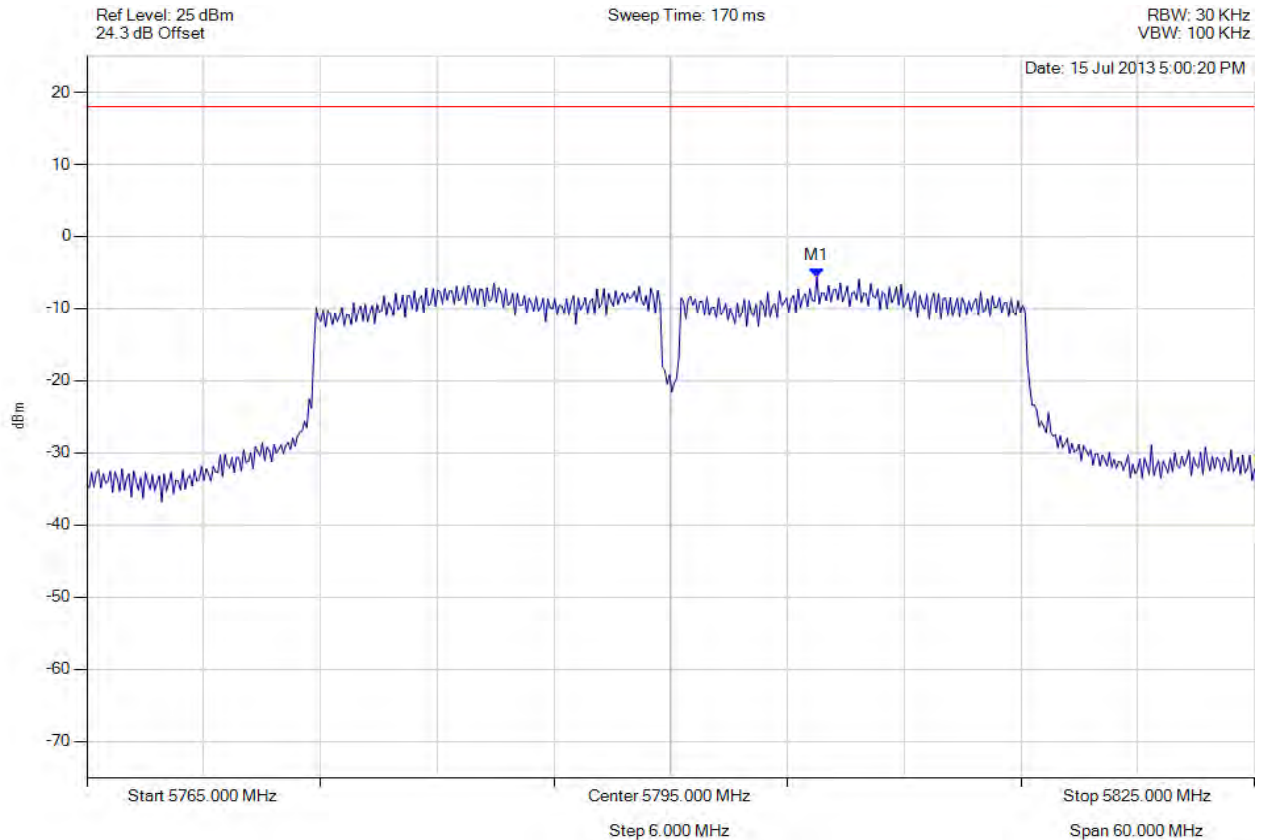


Title: APIN0114, APIN0115 802.11a/b/g/n
To: FCC 47 CFR Part 15.247 & IC RSS-210
Serial #: ARUB148-U4 Rev A
Issue Date: 2nd August 2013
Page: 244 of 394



POWER SPECTRAL DENSITY

Variant: 802.11n HT-40, Channel: 5795.00 MHz, Chain c, Temp: Ambient, Voltage: 12 Vdc



Analyser Setup	Marker : Frequency : Amplitude	Test Results
Detector = AVERAGE Sweep Count = 0 RF Atten (dB) = 20 Trace Mode = VIEW	M1 : 5802.515 MHz : -5.630 dBm	Limit: ≤ 18.000 dBm Margin: -23.63 dB

[Back to the Matrix](#)

This test report may be reproduced in full only. The document may only be updated by MiCOM Labs personnel. Any changes will be noted in the Document History section of the report.



Title: APIN0114, APIN0115 802.11a/b/g/n
To: FCC 47 CFR Part 15.247 & IC RSS-210
Serial #: ARUB148-U4 Rev A
Issue Date: 2nd August 2013
Page: 245 of 394

This test report may be reproduced in full only. The document may only be updated by MiCOM Labs personnel. Any changes will be noted in the Document History section of the report.



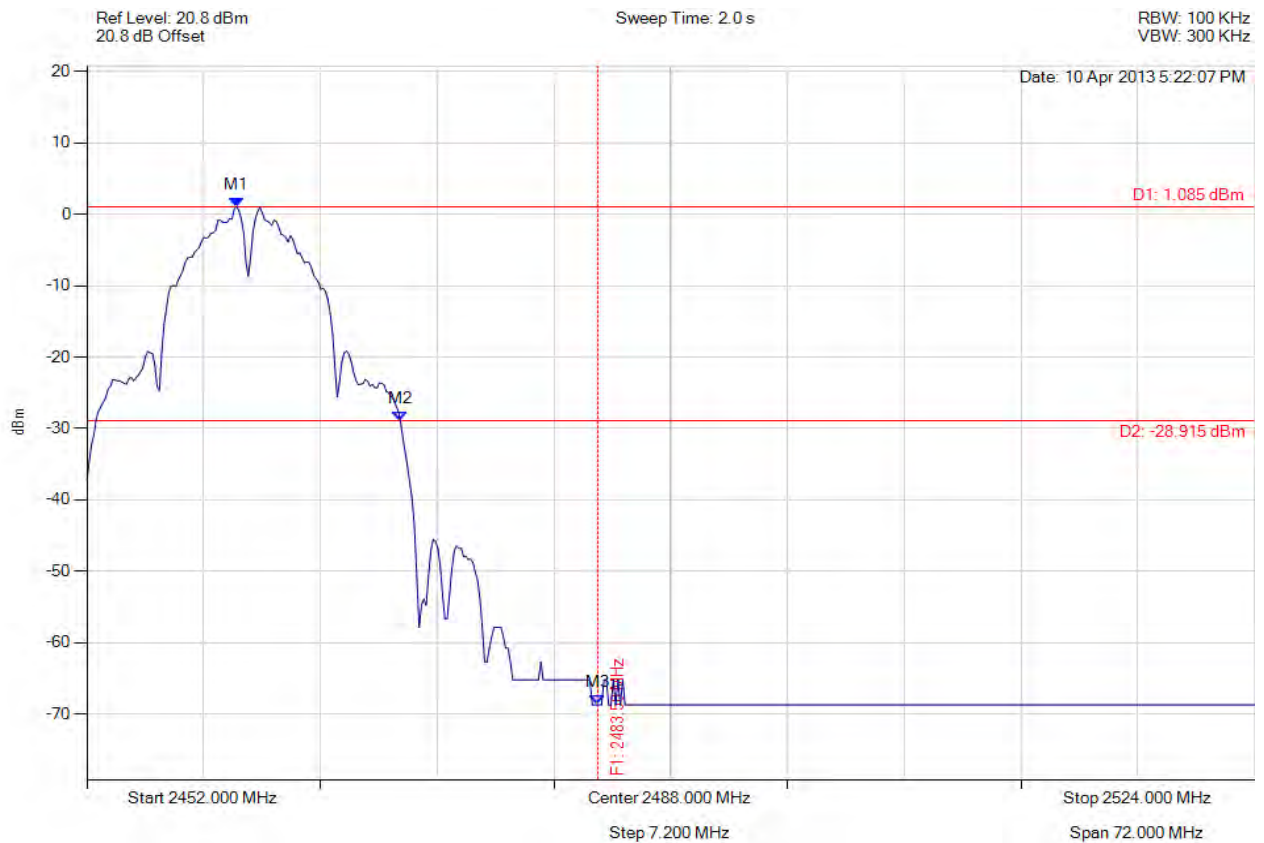
Title: APIN0114, APIN0115 802.11a/b/g/n
To: FCC 47 CFR Part 15.247 & IC RSS-210
Serial #: ARUB148-U4 Rev A
Issue Date: 2nd August 2013
Page: 246 of 394

A.1.3. Conducted Spurious Emissions



CONDUCTED HIGH BAND-EDGE EMISSION

Variant: 802.11b, Channel: 2462.00 MHz, Chain a, Temp: Ambient, Voltage: 12 Vdc



Analyser Setup	Marker : Frequency : Amplitude	Test Results
Detector = AVERAGE Sweep Count = 0 RF Atten (dB) = 10 Trace Mode = VIEW	M1 : 2461.234 MHz : 1.085 dBm M2 : 2471.335 MHz : -29.009 dBm M3 : 2483.500 MHz : -68.745 dBm	Limit: -28.92 dBm Margin: -39.83 dB

[Back to the Matrix](#)

This test report may be reproduced in full only. The document may only be updated by MiCOM Labs personnel. Any changes will be noted in the Document History section of the report.

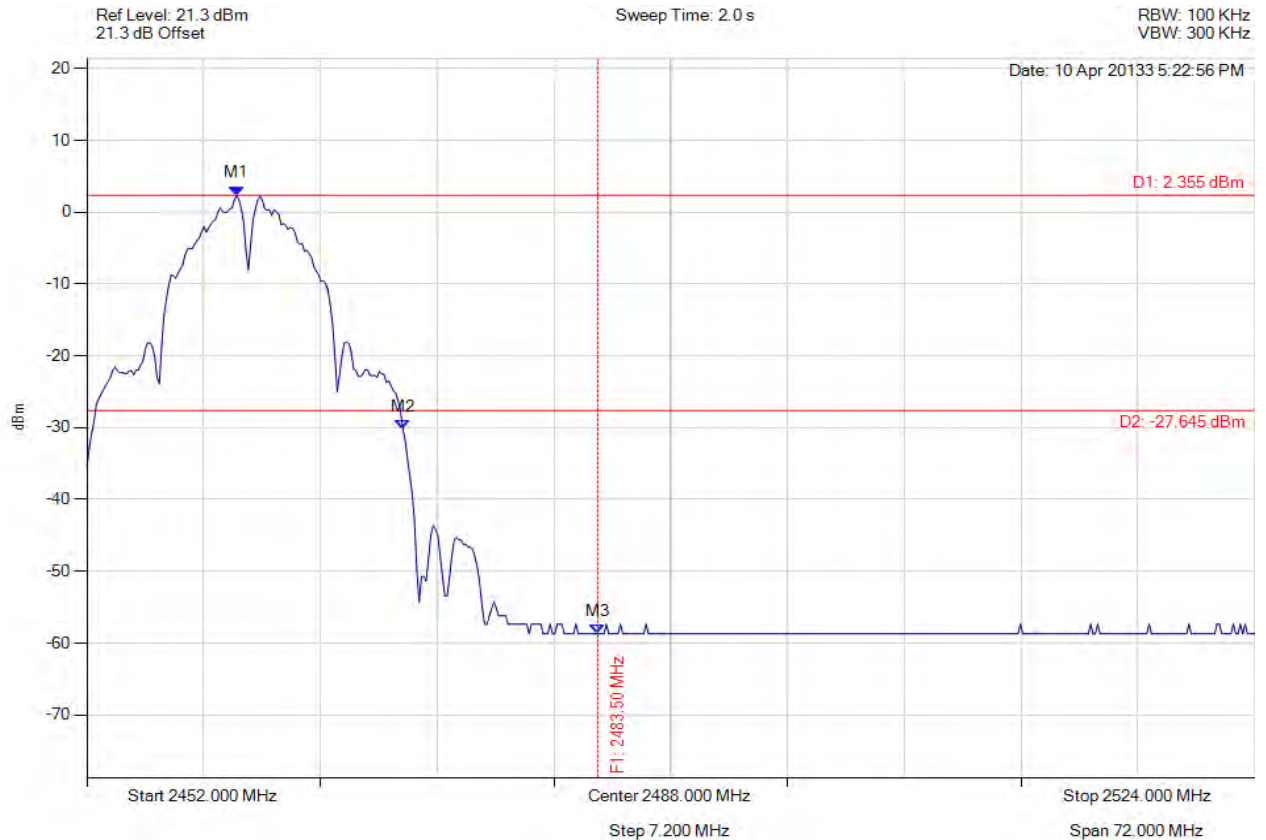


Title: APIN0114, APIN0115 802.11a/b/g/n
To: FCC 47 CFR Part 15.247 & IC RSS-210
Serial #: ARUB148-U4 Rev A
Issue Date: 2nd August 2013
Page: 247 of 394



CONDUCTED HIGH BAND-EDGE EMISSION

Variant: 802.11b, Channel: 2462.00 MHz, Chain b, Temp: Ambient, Voltage: 12 Vdc



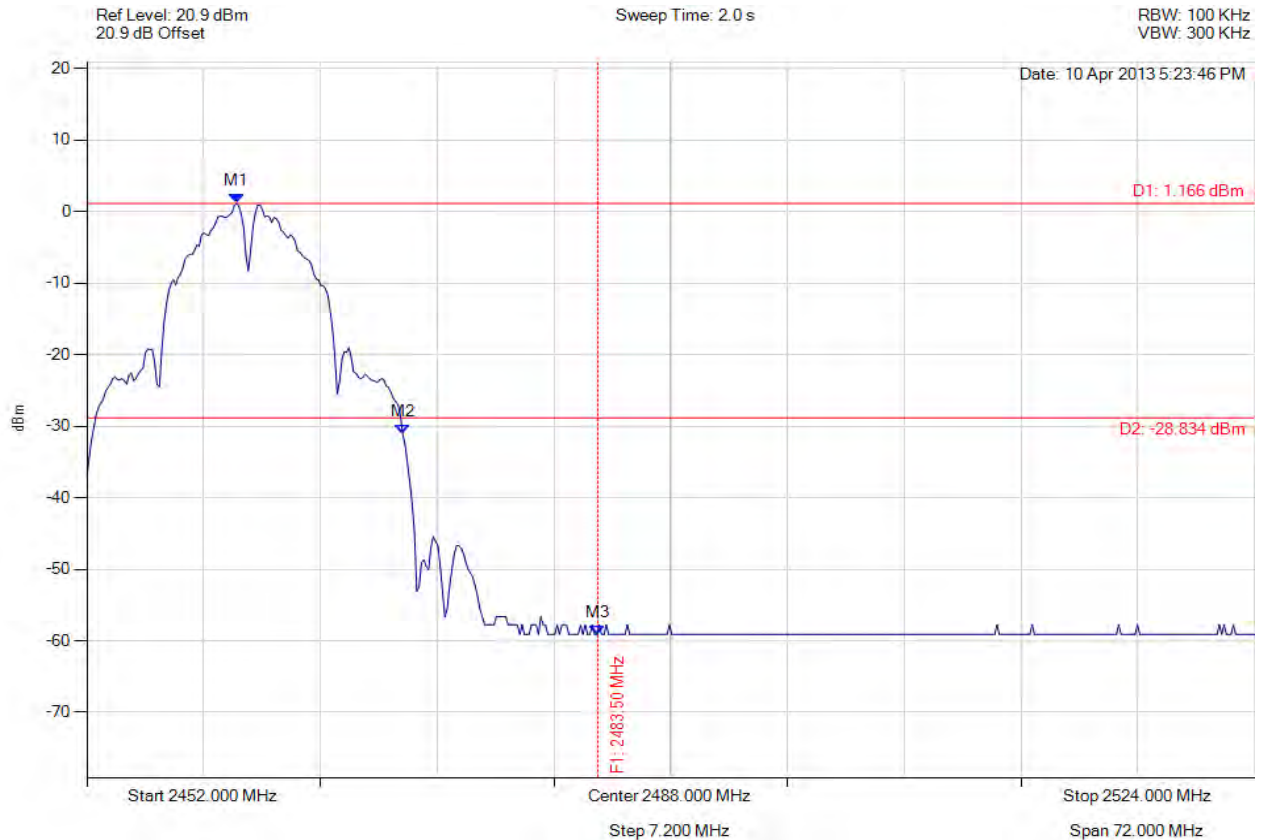
Analyser Setup	Marker : Frequency : Amplitude	Test Results
Detector = AVERAGE Sweep Count = 0 RF Atten (dB) = 20 Trace Mode = VIEW	M1 : 2461.234 MHz : 2.355 dBm M2 : 2471.479 MHz : -30.183 dBm M3 : 2483.500 MHz : -58.702 dBm	Limit: -27.65 dBm Margin: -31.05 dB

[Back to the Matrix](#)

This test report may be reproduced in full only. The document may only be updated by MiCOM Labs personnel. Any changes will be noted in the Document History section of the report.

CONDUCTED HIGH BAND-EDGE EMISSION

Variant: 802.11b, Channel: 2462.00 MHz, Chain c, Temp: Ambient, Voltage: 12 Vdc



Analyser Setup	Marker : Frequency : Amplitude	Test Results
Detector = AVERAGE Sweep Count = 0 RF Atten (dB) = 20 Trace Mode = VIEW	M1 : 2461.234 MHz : 1.166 dBm M2 : 2471.479 MHz : -31.144 dBm M3 : 2483.500 MHz : -59.102 dBm	Limit: -28.83 dBm Margin: -30.27 dB

[Back to the Matrix](#)

This test report may be reproduced in full only. The document may only be updated by MiCOM Labs personnel. Any changes will be noted in the Document History section of the report.

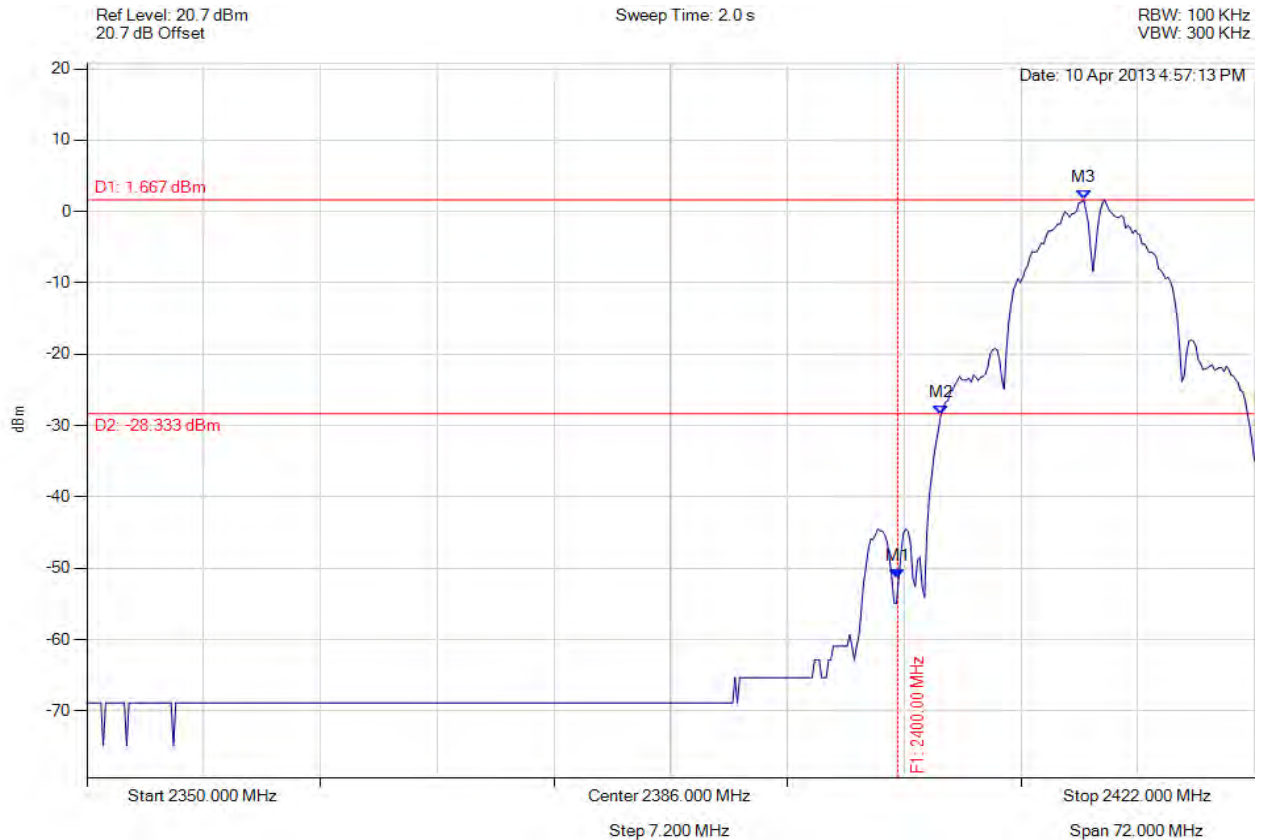


Title: APIN0114, APIN0115 802.11a/b/g/n
To: FCC 47 CFR Part 15.247 & IC RSS-210
Serial #: ARUB148-U4 Rev A
Issue Date: 2nd August 2013
Page: 249 of 394



CONDUCTED LOW BAND-EDGE EMISSION

Variant: 802.11b, Channel: 2412.00 MHz, Chain a, Temp: Ambient, Voltage: 12 Vdc



Analyser Setup	Marker : Frequency : Amplitude	Test Results
Detector = AVERAGE Sweep Count = 0 RF Atten (dB) = 10 Trace Mode = VIEW	M1 : 2400.000 MHz : -51.344 dBm M2 : 2402.665 MHz : -28.421 dBm M3 : 2411.467 MHz : 1.667 dBm	Limit: -28.33 dBm Margin: -23.01 dB

[Back to the Matrix](#)

This test report may be reproduced in full only. The document may only be updated by MiCOM Labs personnel. Any changes will be noted in the Document History section of the report.

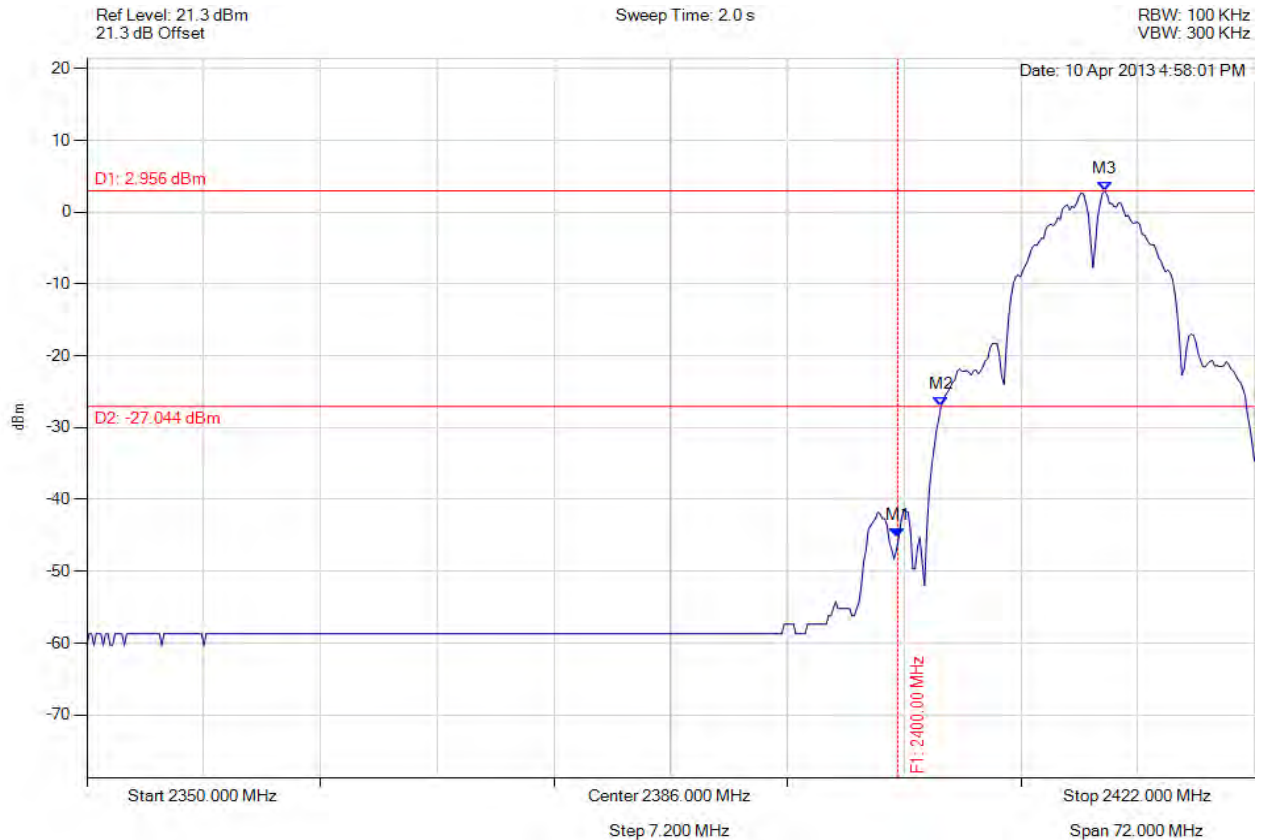


Title: APIN0114, APIN0115 802.11a/b/g/n
To: FCC 47 CFR Part 15.247 & IC RSS-210
Serial #: ARUB148-U4 Rev A
Issue Date: 2nd August 2013
Page: 250 of 394



CONDUCTED LOW BAND-EDGE EMISSION

Variant: 802.11b, Channel: 2412.00 MHz, Chain b, Temp: Ambient, Voltage: 12 Vdc



Analyser Setup	Marker : Frequency : Amplitude	Test Results
Detector = AVERAGE Sweep Count = 0 RF Atten (dB) = 20 Trace Mode = VIEW	M1 : 2400.000 MHz : -45.322 dBm M2 : 2402.665 MHz : -27.069 dBm M3 : 2412.766 MHz : 2.956 dBm	Limit: -27.04 dBm Margin: -18.28 dB

[Back to the Matrix](#)

This test report may be reproduced in full only. The document may only be updated by MiCOM Labs personnel. Any changes will be noted in the Document History section of the report.

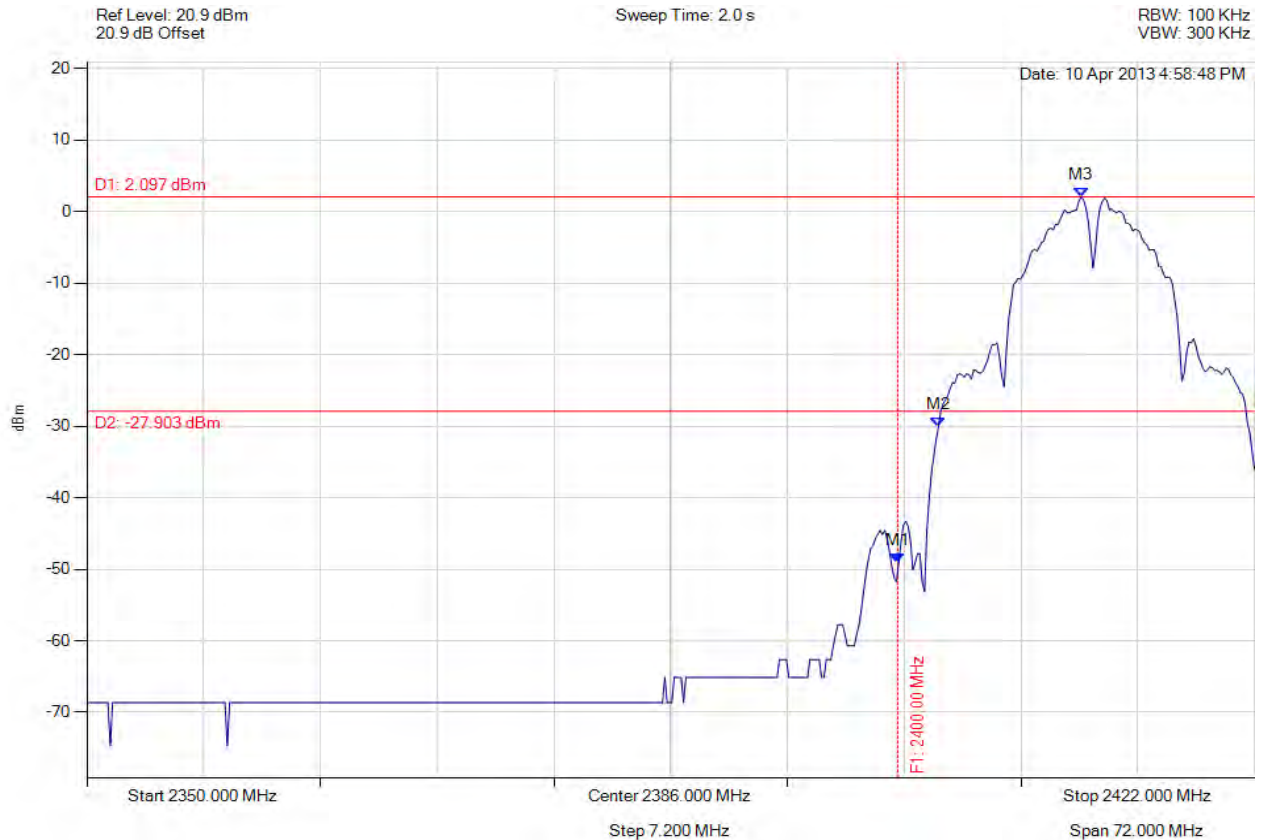


Title: APIN0114, APIN0115 802.11a/b/g/n
To: FCC 47 CFR Part 15.247 & IC RSS-210
Serial #: ARUB148-U4 Rev A
Issue Date: 2nd August 2013
Page: 251 of 394



CONDUCTED LOW BAND-EDGE EMISSION

Variant: 802.11b, Channel: 2412.00 MHz, Chain c, Temp: Ambient, Voltage: 12 Vdc



Analyser Setup	Marker : Frequency : Amplitude	Test Results
Detector = AVERAGE Sweep Count = 0 RF Atten (dB) = 10 Trace Mode = VIEW	M1 : 2400.000 MHz : -49.090 dBm M2 : 2402.521 MHz : -30.005 dBm M3 : 2411.323 MHz : 2.097 dBm	Limit: -27.90 dBm Margin: -21.19 dB

[Back to the Matrix](#)

This test report may be reproduced in full only. The document may only be updated by MiCOM Labs personnel. Any changes will be noted in the Document History section of the report.

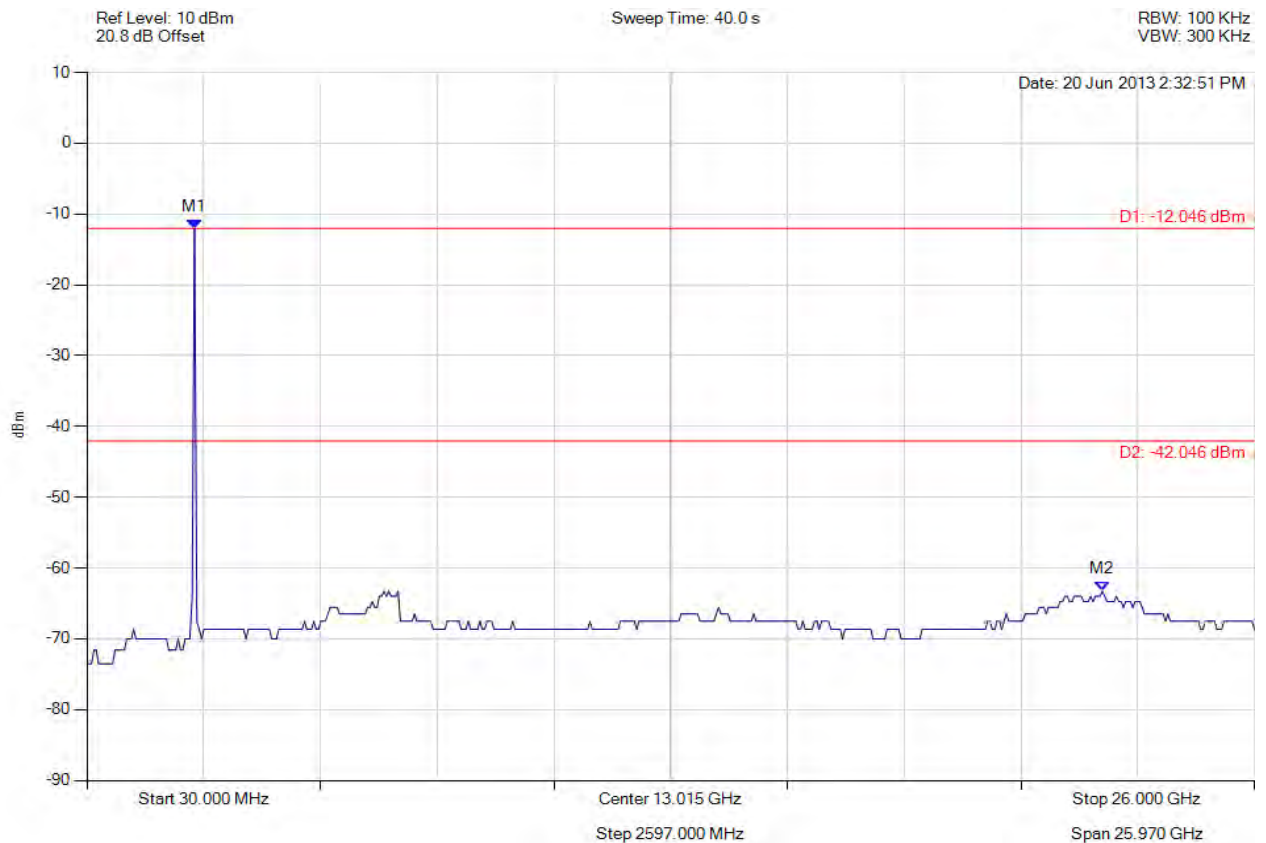


Title: APIN0114, APIN0115 802.11a/b/g/n
To: FCC 47 CFR Part 15.247 & IC RSS-210
Serial #: ARUB148-U4 Rev A
Issue Date: 2nd August 2013
Page: 252 of 394



CONDUCTED SPURIOUS EMISSIONS - AVERAGE

Variant: 802.11b, Channel: 2437.00 MHz, Chain a, Temp: Ambient, Voltage: 12 Vdc



Analyser Setup	Marker : Frequency : Amplitude	Test Results
Detector = AVERAGE Sweep Count = 0 RF Atten (dB) = 10 Trace Mode = VIEW	M1 : 2424.028 MHz : -12.046 dBm M2 : 22.617 GHz : -63.286 dBm	Limit: -42.05 dBm Margin: -21.24 dB

[Back to the Matrix](#)

This test report may be reproduced in full only. The document may only be updated by MiCOM Labs personnel. Any changes will be noted in the Document History section of the report.

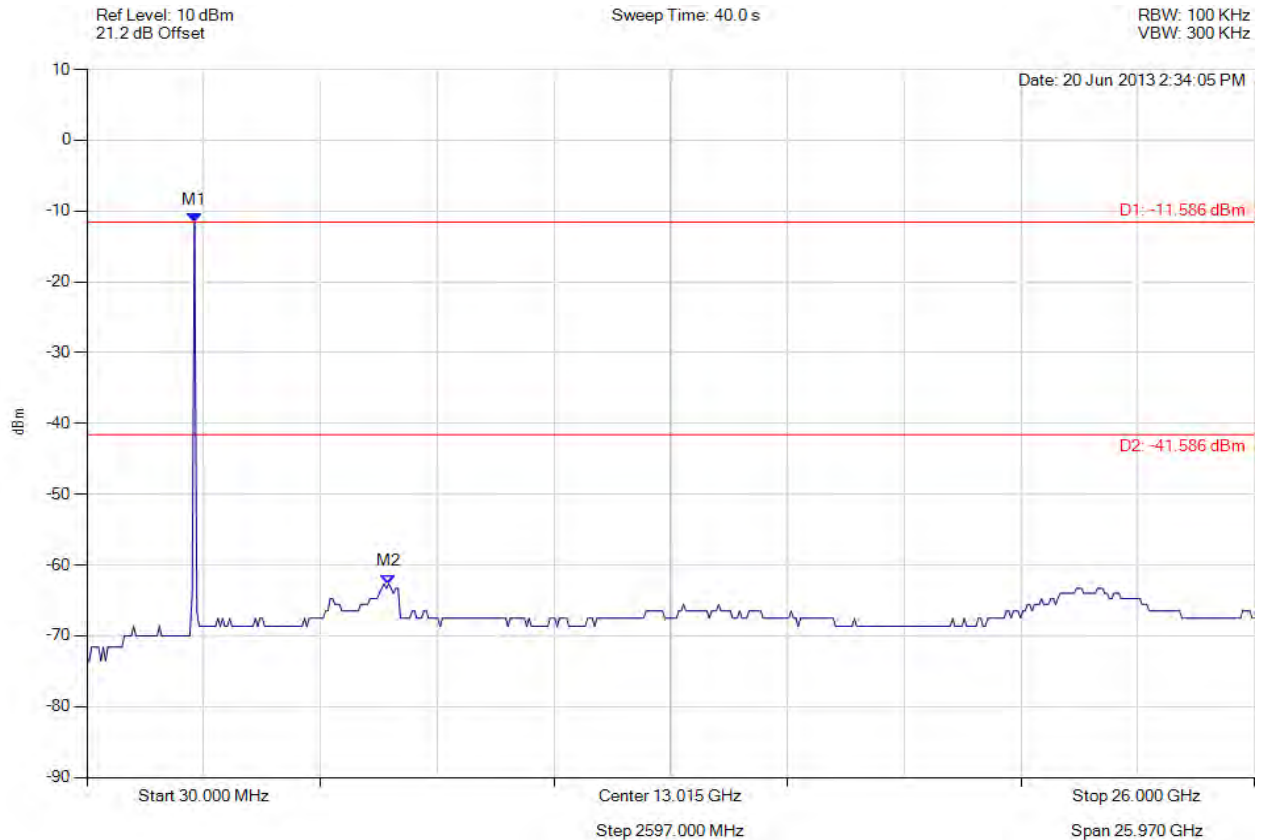


Title: APIN0114, APIN0115 802.11a/b/g/n
To: FCC 47 CFR Part 15.247 & IC RSS-210
Serial #: ARUB148-U4 Rev A
Issue Date: 2nd August 2013
Page: 253 of 394



CONDUCTED SPURIOUS EMISSIONS - AVERAGE

Variant: 802.11b, Channel: 2437.00 MHz, Chain b, Temp: Ambient, Voltage: 12 Vdc



Analyser Setup	Marker : Frequency : Amplitude	Test Results
Detector = AVERAGE Sweep Count = 0 RF Atten (dB) = 10 Trace Mode = VIEW	M1 : 2424.028 MHz : -11.586 dBm M2 : 6743.687 MHz : -62.643 dBm	Limit: -41.59 dBm Margin: -21.05 dB

[Back to the Matrix](#)

This test report may be reproduced in full only. The document may only be updated by MiCOM Labs personnel. Any changes will be noted in the Document History section of the report.

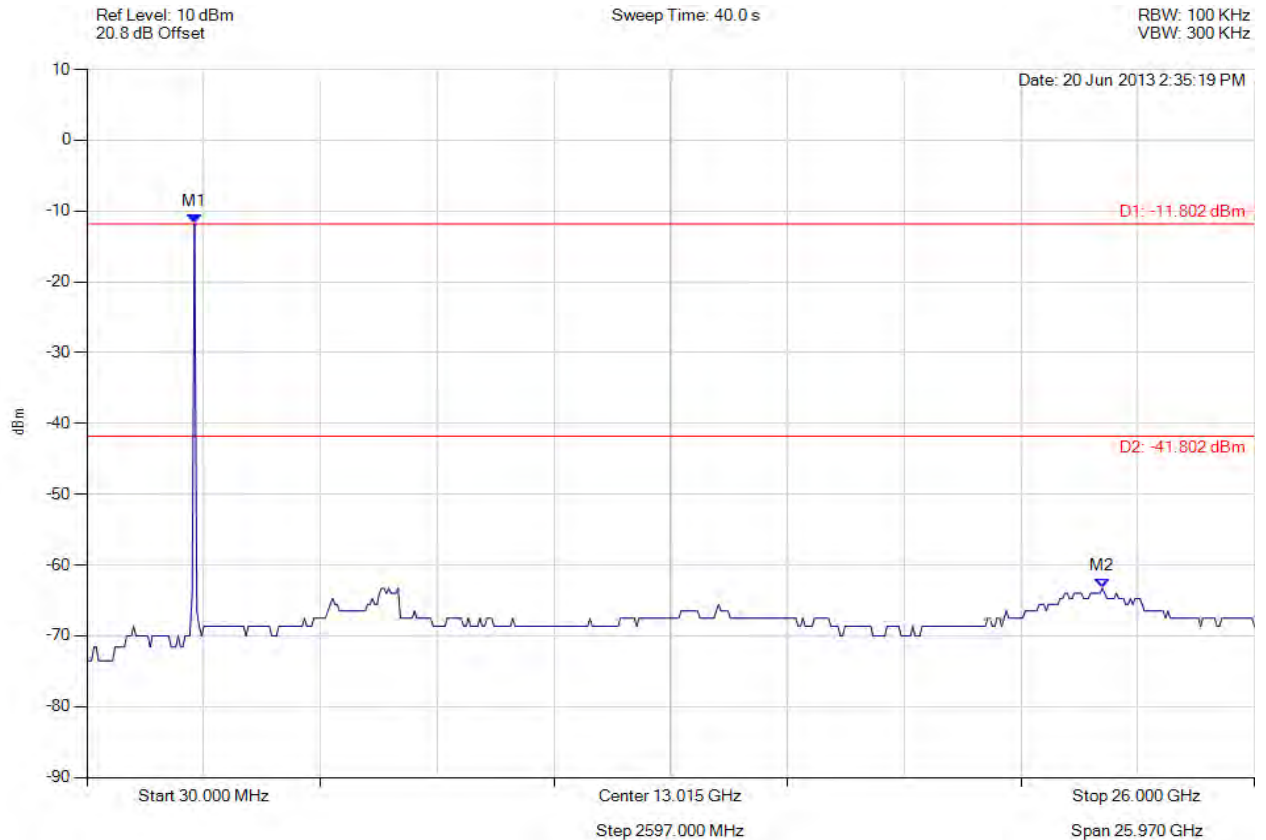


Title: APIN0114, APIN0115 802.11a/b/g/n
To: FCC 47 CFR Part 15.247 & IC RSS-210
Serial #: ARUB148-U4 Rev A
Issue Date: 2nd August 2013
Page: 254 of 394



CONDUCTED SPURIOUS EMISSIONS - AVERAGE

Variant: 802.11b, Channel: 2437.00 MHz, Chain c, Temp: Ambient, Voltage: 12 Vdc



Analyser Setup	Marker : Frequency : Amplitude	Test Results
Detector = AVERAGE Sweep Count = 0 RF Atten (dB) = 10 Trace Mode = VIEW	M1 : 2424.028 MHz : -11.802 dBm M2 : 22.617 GHz : -63.286 dBm	Limit: -41.80 dBm Margin: -21.49 dB

[Back to the Matrix](#)

This test report may be reproduced in full only. The document may only be updated by MiCOM Labs personnel. Any changes will be noted in the Document History section of the report.

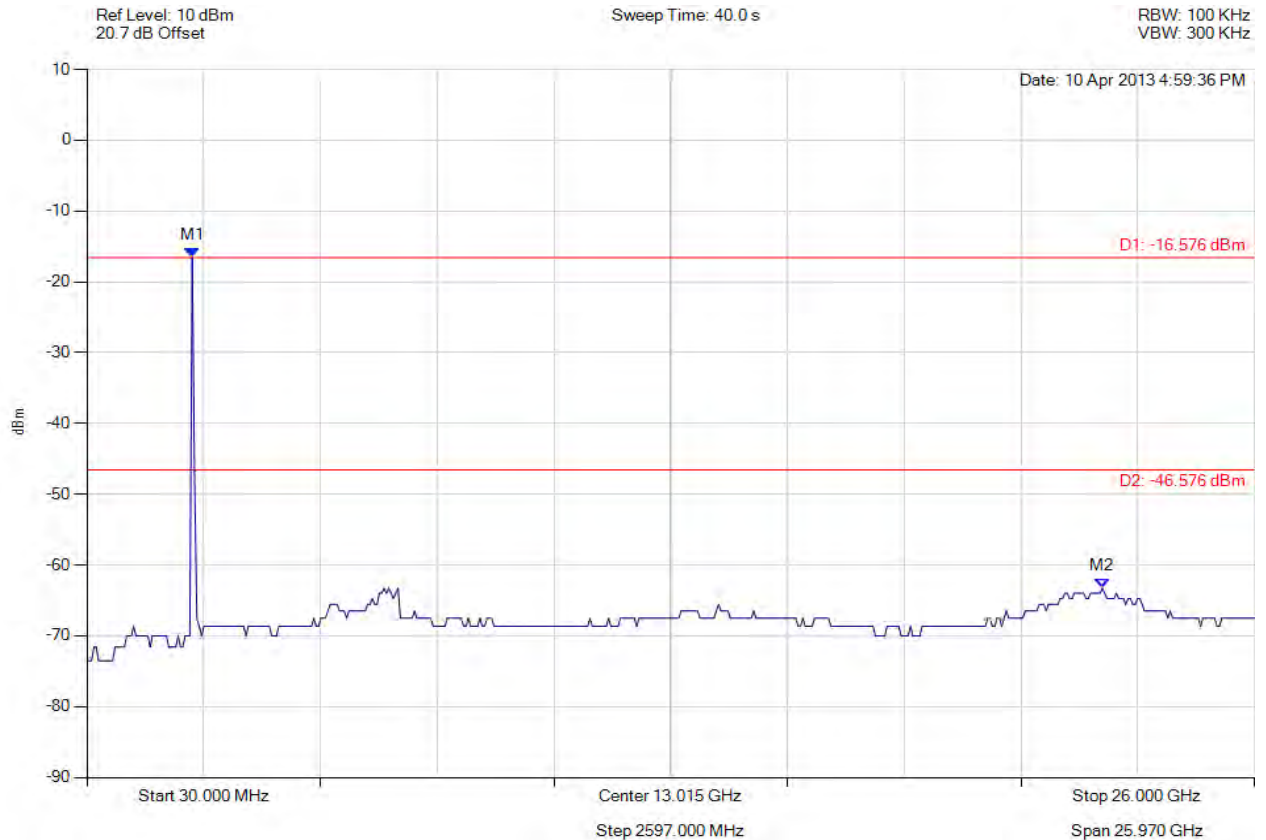


Title: APIN0114, APIN0115 802.11a/b/g/n
To: FCC 47 CFR Part 15.247 & IC RSS-210
Serial #: ARUB148-U4 Rev A
Issue Date: 2nd August 2013
Page: 255 of 394



CONDUCTED SPURIOUS EMISSIONS

Variant: 802.11b, Channel: 2412.00 MHz, Chain a, Temp: Ambient, Voltage: 12 Vdc



Analyser Setup	Marker : Frequency : Amplitude	Test Results
Detector = AVERAGE Sweep Count = 0 RF Atten (dB) = 10 Trace Mode = VIEW	M1 : 2371.984 MHz : -16.576 dBm M2 : 22.617 GHz : -63.286 dBm	Limit: -46.58 dBm Margin: -16.71 dB

[Back to the Matrix](#)

This test report may be reproduced in full only. The document may only be updated by MiCOM Labs personnel. Any changes will be noted in the Document History section of the report.

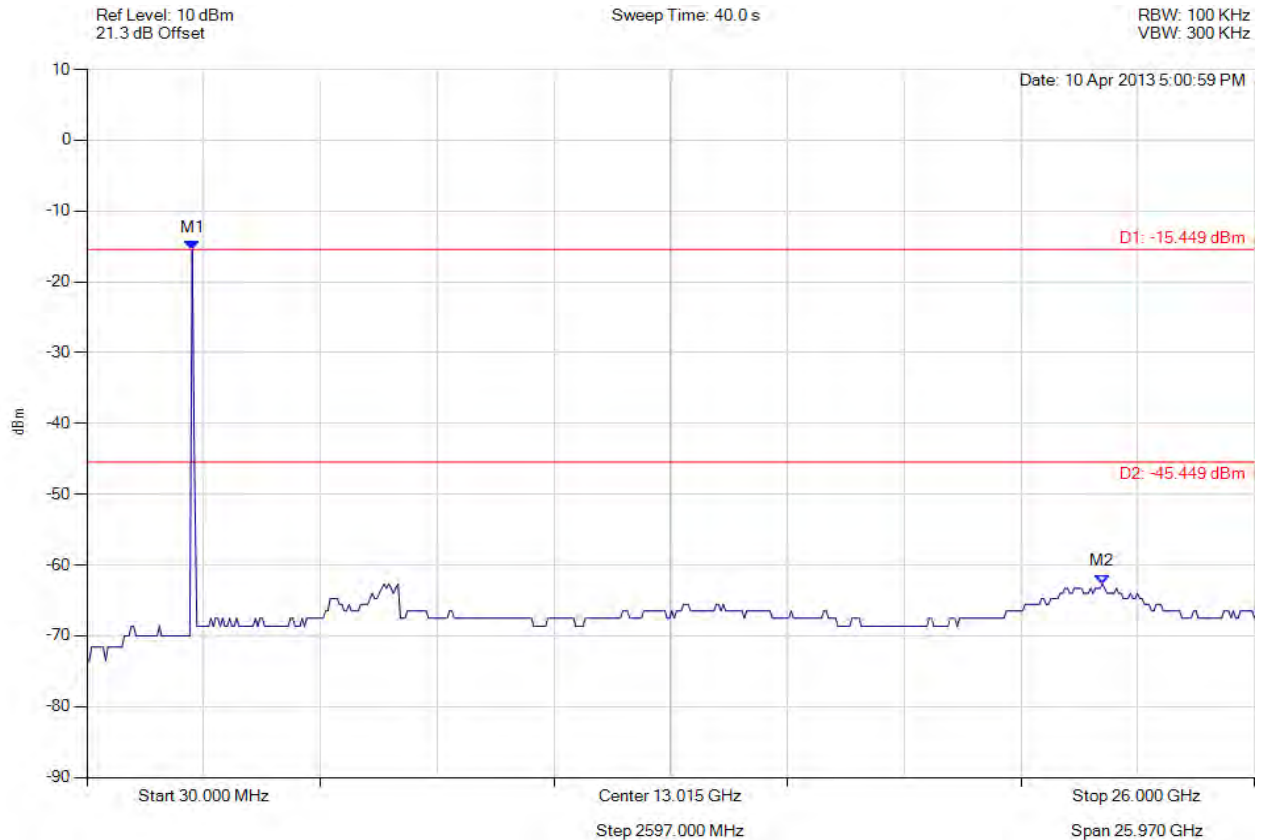


Title: APIN0114, APIN0115 802.11a/b/g/n
To: FCC 47 CFR Part 15.247 & IC RSS-210
Serial #: ARUB148-U4 Rev A
Issue Date: 2nd August 2013
Page: 256 of 394



CONDUCTED SPURIOUS EMISSIONS

Variant: 802.11b, Channel: 2412.00 MHz, Chain b, Temp: Ambient, Voltage: 12 Vdc



Analyser Setup	Marker : Frequency : Amplitude	Test Results
Detector = AVERAGE Sweep Count = 0 RF Atten (dB) = 10 Trace Mode = VIEW	M1 : 2371.984 MHz : -15.449 dBm M2 : 22.617 GHz : -62.643 dBm	Limit: -45.45 dBm Margin: -17.19 dB

[Back to the Matrix](#)

This test report may be reproduced in full only. The document may only be updated by MiCOM Labs personnel. Any changes will be noted in the Document History section of the report.

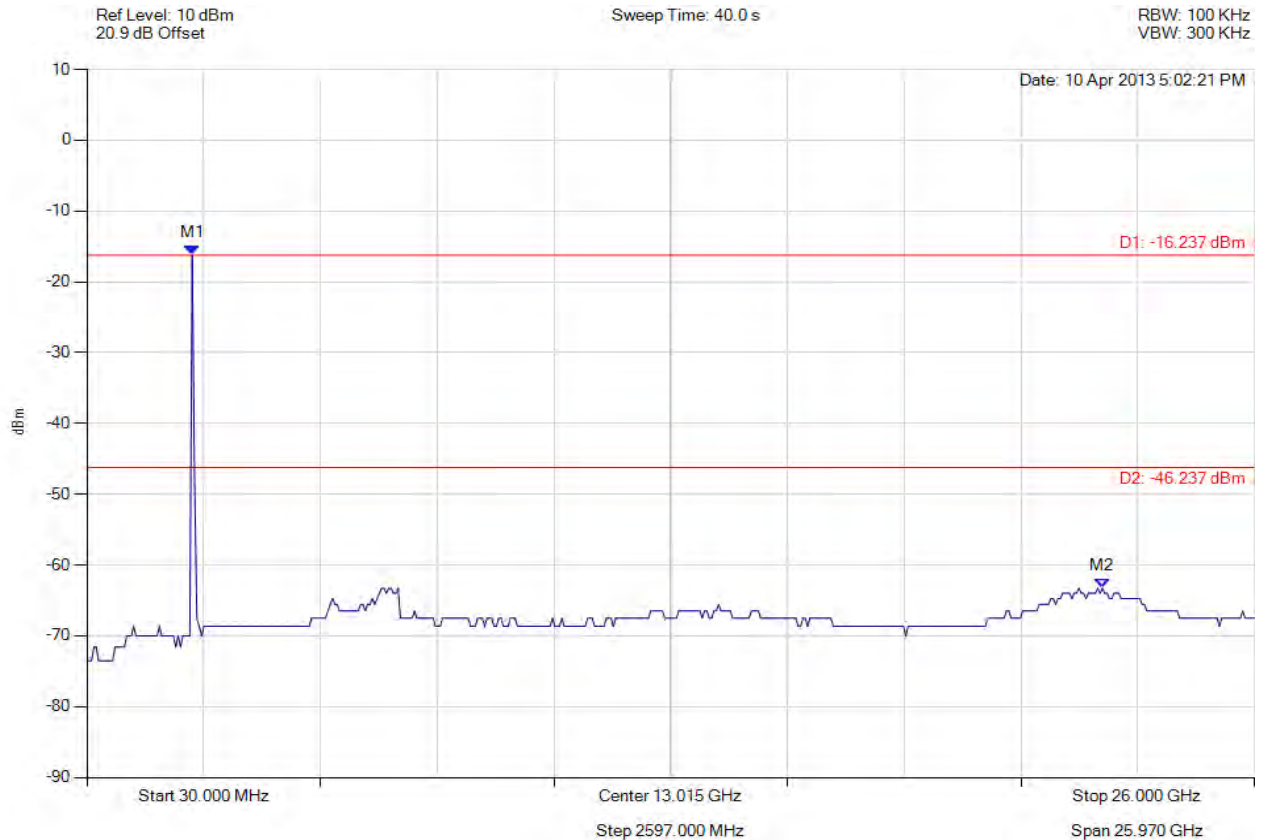


Title: APIN0114, APIN0115 802.11a/b/g/n
To: FCC 47 CFR Part 15.247 & IC RSS-210
Serial #: ARUB148-U4 Rev A
Issue Date: 2nd August 2013
Page: 257 of 394



CONDUCTED SPURIOUS EMISSIONS

Variant: 802.11b, Channel: 2412.00 MHz, Chain c, Temp: Ambient, Voltage: 12 Vdc



Analyser Setup	Marker : Frequency : Amplitude	Test Results
Detector = AVERAGE Sweep Count = 0 RF Atten (dB) = 10 Trace Mode = VIEW	M1 : 2371.984 MHz : -16.237 dBm M2 : 22.617 GHz : -63.286 dBm	Limit: -46.24 dBm Margin: -17.05 dB

[Back to the Matrix](#)

This test report may be reproduced in full only. The document may only be updated by MiCOM Labs personnel. Any changes will be noted in the Document History section of the report.

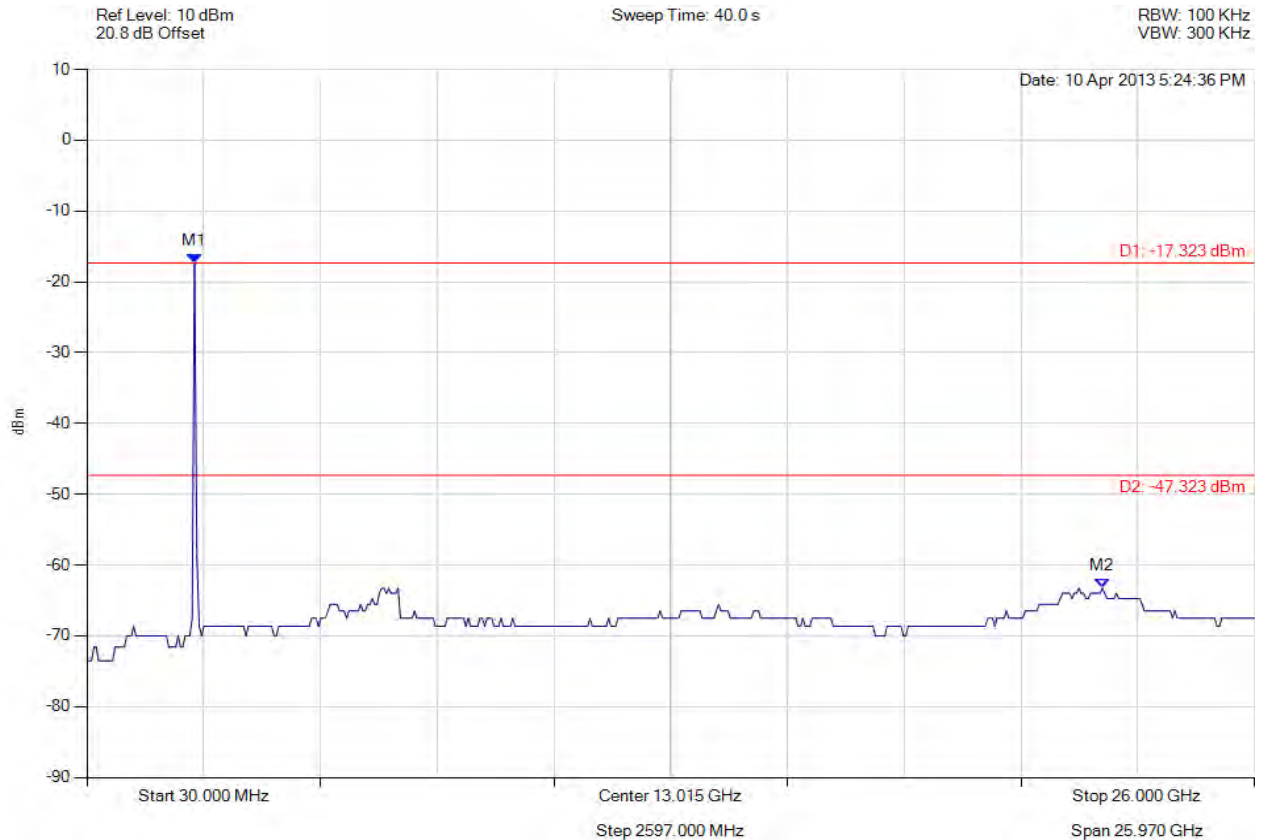


Title: APIN0114, APIN0115 802.11a/b/g/n
To: FCC 47 CFR Part 15.247 & IC RSS-210
Serial #: ARUB148-U4 Rev A
Issue Date: 2nd August 2013
Page: 258 of 394



CONDUCTED SPURIOUS EMISSIONS

Variant: 802.11b, Channel: 2462.00 MHz, Chain a, Temp: Ambient, Voltage: 12 Vdc



Analyser Setup	Marker : Frequency : Amplitude	Test Results
Detector = AVERAGE Sweep Count = 0 RF Atten (dB) = 10 Trace Mode = VIEW	M1 : 2424.028 MHz : -17.323 dBm M2 : 22.617 GHz : -63.286 dBm	Limit: -47.32 dBm Margin: -15.97 dB

[Back to the Matrix](#)

This test report may be reproduced in full only. The document may only be updated by MiCOM Labs personnel. Any changes will be noted in the Document History section of the report.

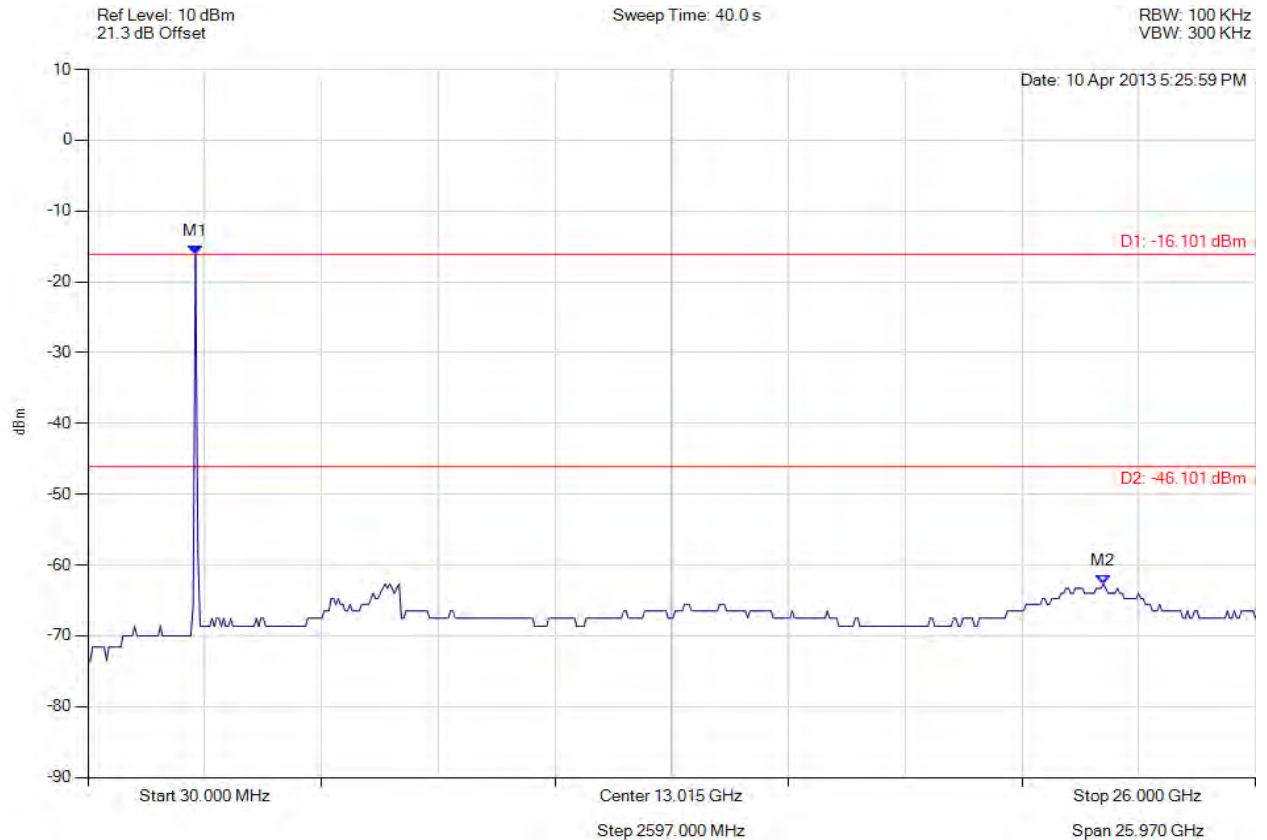


Title: APIN0114, APIN0115 802.11a/b/g/n
To: FCC 47 CFR Part 15.247 & IC RSS-210
Serial #: ARUB148-U4 Rev A
Issue Date: 2nd August 2013
Page: 259 of 394



CONDUCTED SPURIOUS EMISSIONS

Variant: 802.11b, Channel: 2462.00 MHz, Chain b, Temp: Ambient, Voltage: 12 Vdc



Analyser Setup	Marker : Frequency : Amplitude	Test Results
Detector = AVERAGE Sweep Count = 0 RF Atten (dB) = 10 Trace Mode = VIEW	M1 : 2424.028 MHz : -16.101 dBm M2 : 22.617 GHz : -62.643 dBm	Limit: -46.10 dBm Margin: -16.54 dB

[Back to the Matrix](#)

This test report may be reproduced in full only. The document may only be updated by MiCOM Labs personnel. Any changes will be noted in the Document History section of the report.

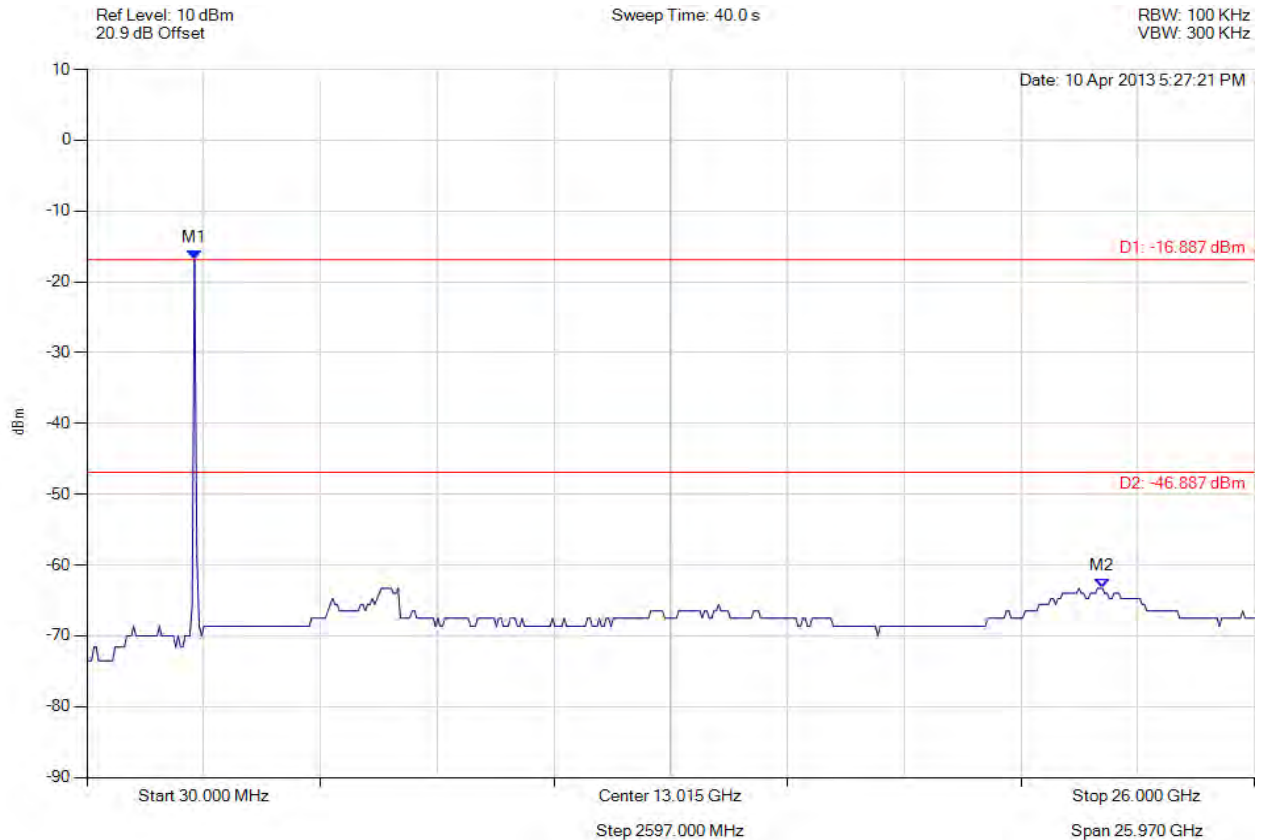


Title: APIN0114, APIN0115 802.11a/b/g/n
To: FCC 47 CFR Part 15.247 & IC RSS-210
Serial #: ARUB148-U4 Rev A
Issue Date: 2nd August 2013
Page: 260 of 394



CONDUCTED SPURIOUS EMISSIONS

Variant: 802.11b, Channel: 2462.00 MHz, Chain c, Temp: Ambient, Voltage: 12 Vdc



Analyser Setup	Marker : Frequency : Amplitude	Test Results
Detector = AVERAGE Sweep Count = 0 RF Atten (dB) = 10 Trace Mode = VIEW	M1 : 2424.028 MHz : -16.887 dBm M2 : 22.617 GHz : -63.286 dBm	Limit: -46.89 dBm Margin: -16.40 dB

[Back to the Matrix](#)

This test report may be reproduced in full only. The document may only be updated by MiCOM Labs personnel. Any changes will be noted in the Document History section of the report.

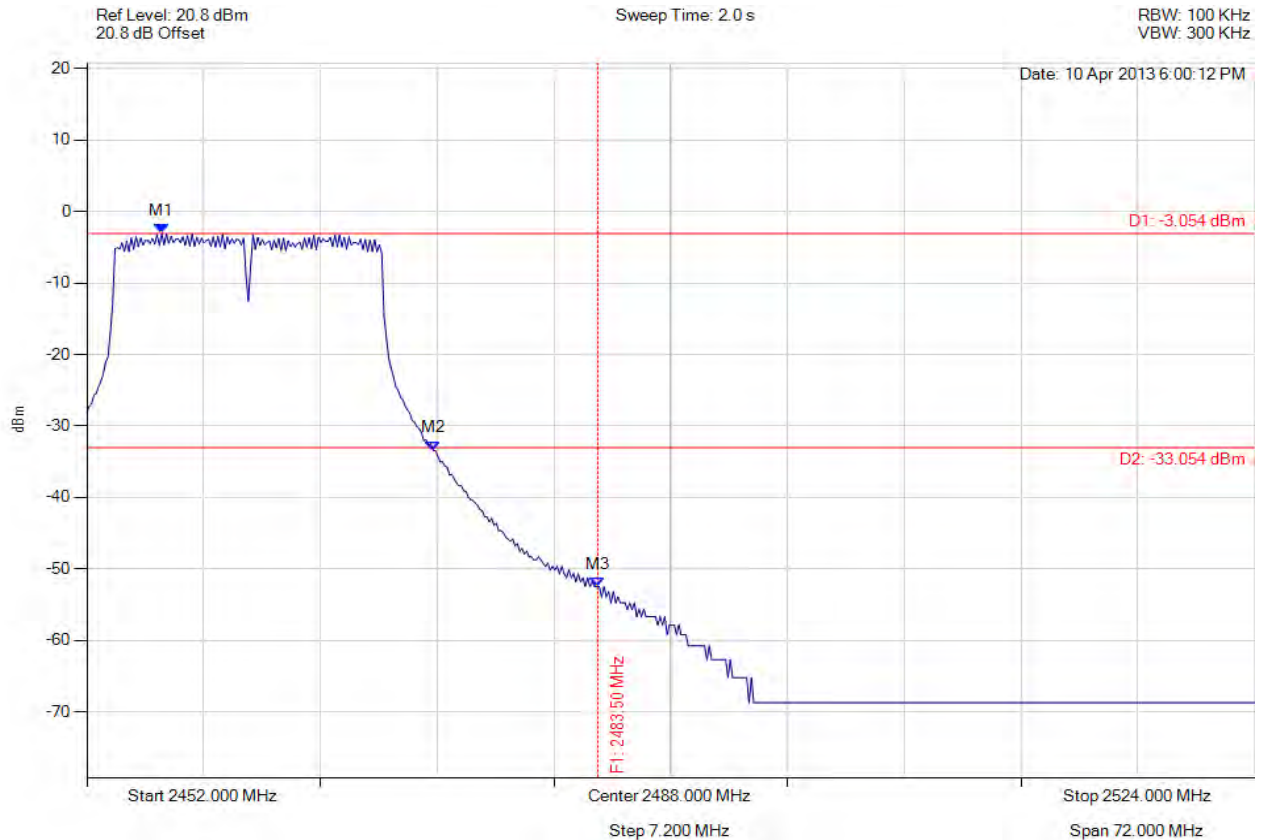


Title: APIN0114, APIN0115 802.11a/b/g/n
To: FCC 47 CFR Part 15.247 & IC RSS-210
Serial #: ARUB148-U4 Rev A
Issue Date: 2nd August 2013
Page: 261 of 394



CONDUCTED HIGH BAND-EDGE EMISSION

Variant: 802.11g, Channel: 2462.00 MHz, Chain a, Temp: Ambient, Voltage: 12 Vdc



Analyser Setup	Marker : Frequency : Amplitude	Test Results
Detector = AVERAGE Sweep Count = 0 RF Atten (dB) = 10 Trace Mode = VIEW	M1 : 2456.617 MHz : -3.054 dBm M2 : 2473.355 MHz : -33.402 dBm M3 : 2483.500 MHz : -52.486 dBm	Limit: -33.05 dBm Margin: -19.44 dB

[Back to the Matrix](#)

This test report may be reproduced in full only. The document may only be updated by MiCOM Labs personnel. Any changes will be noted in the Document History section of the report.

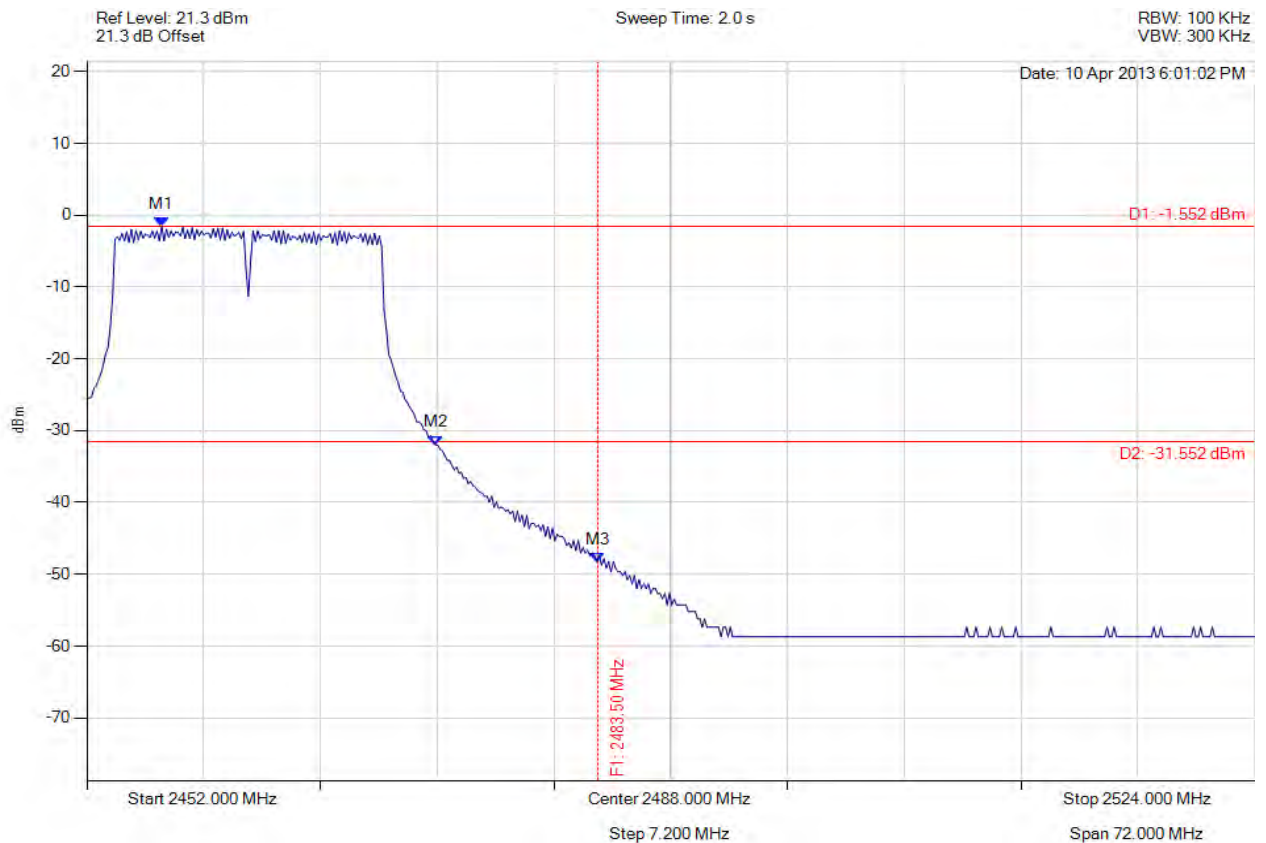


Title: APIN0114, APIN0115 802.11a/b/g/n
To: FCC 47 CFR Part 15.247 & IC RSS-210
Serial #: ARUB148-U4 Rev A
Issue Date: 2nd August 2013
Page: 262 of 394



CONDUCTED HIGH BAND-EDGE EMISSION

Variant: 802.11g, Channel: 2462.00 MHz, Chain b, Temp: Ambient, Voltage: 12 Vdc



Analyser Setup	Marker : Frequency : Amplitude	Test Results
Detector = AVERAGE Sweep Count = 0 RF Atten (dB) = 20 Trace Mode = VIEW	M1 : 2456.617 MHz : -1.552 dBm M2 : 2473.499 MHz : -31.986 dBm M3 : 2483.500 MHz : -48.245 dBm	Limit: -31.55 dBm Margin: -16.69 dB

[Back to the Matrix](#)

This test report may be reproduced in full only. The document may only be updated by MiCOM Labs personnel. Any changes will be noted in the Document History section of the report.

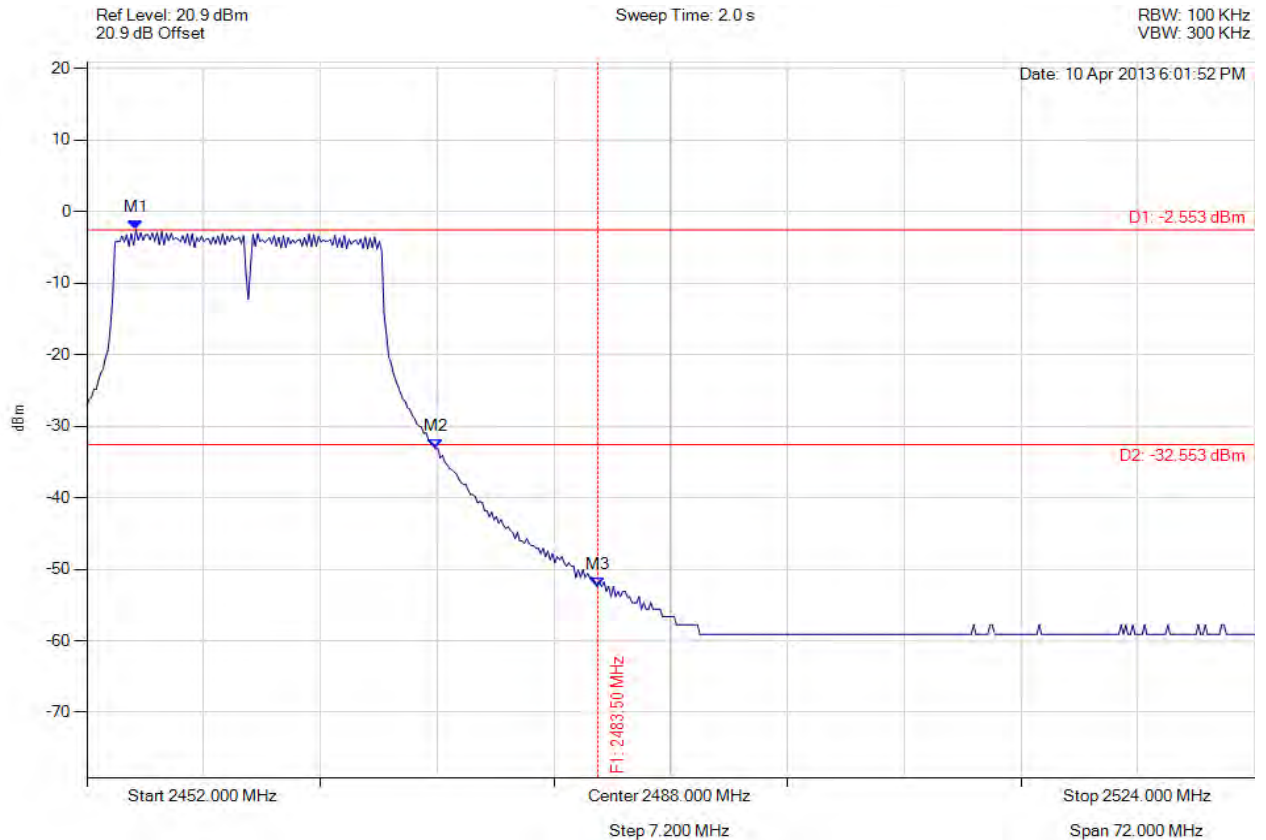


Title: APIN0114, APIN0115 802.11a/b/g/n
To: FCC 47 CFR Part 15.247 & IC RSS-210
Serial #: ARUB148-U4 Rev A
Issue Date: 2nd August 2013
Page: 263 of 394



CONDUCTED HIGH BAND-EDGE EMISSION

Variant: 802.11g, Channel: 2462.00 MHz, Chain c, Temp: Ambient, Voltage: 12 Vdc



Analyser Setup	Marker : Frequency : Amplitude	Test Results
Detector = AVERAGE Sweep Count = 0 RF Atten (dB) = 20 Trace Mode = VIEW	M1 : 2455.030 MHz : -2.553 dBm M2 : 2473.499 MHz : -33.154 dBm M3 : 2483.500 MHz : -52.386 dBm	Limit: -32.55 dBm Margin: -19.84 dB

[Back to the Matrix](#)

This test report may be reproduced in full only. The document may only be updated by MiCOM Labs personnel. Any changes will be noted in the Document History section of the report.

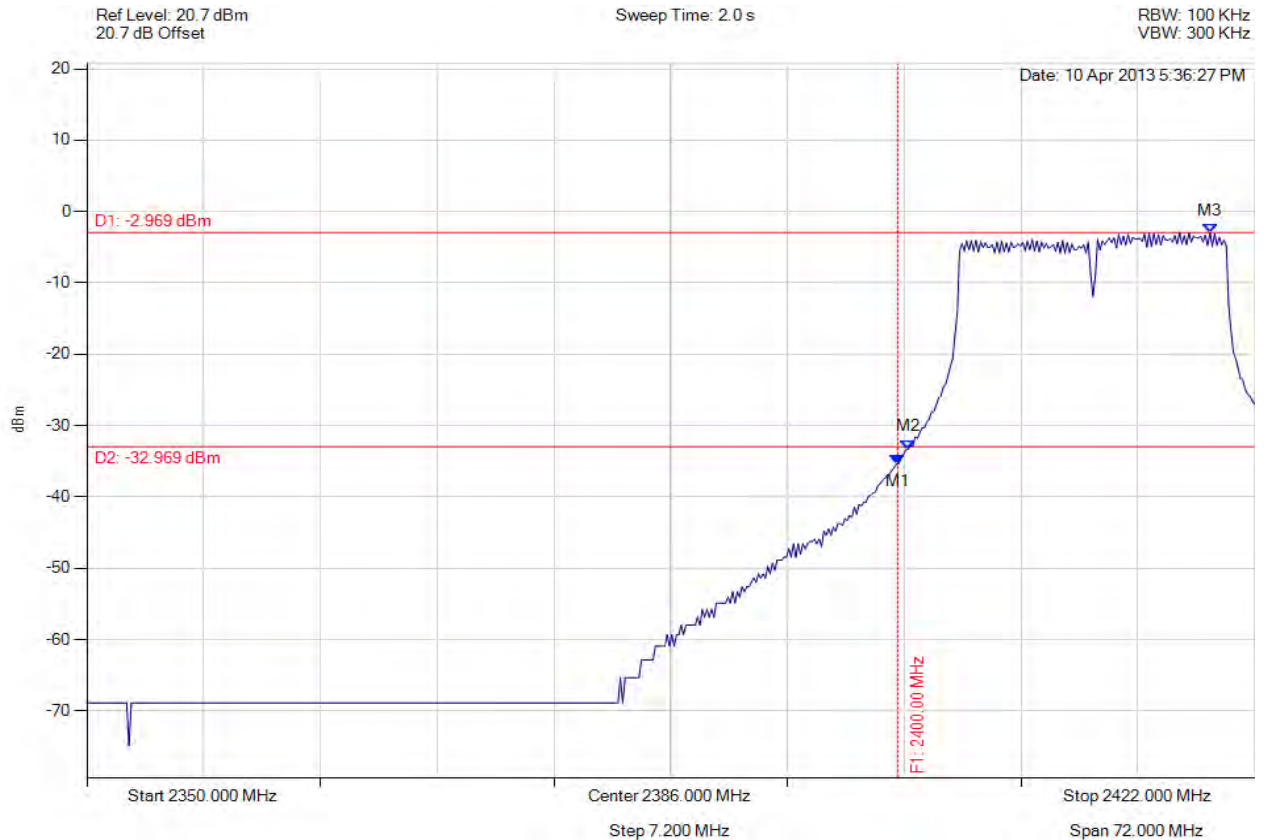


Title: APIN0114, APIN0115 802.11a/b/g/n
To: FCC 47 CFR Part 15.247 & IC RSS-210
Serial #: ARUB148-U4 Rev A
Issue Date: 2nd August 2013
Page: 264 of 394



CONDUCTED LOW BAND-EDGE EMISSION

Variant: 802.11g, Channel: 2412.00 MHz, Chain a, Temp: Ambient, Voltage: 12 Vdc



Analyser Setup	Marker : Frequency : Amplitude	Test Results
Detector = AVERAGE Sweep Count = 0 RF Atten (dB) = 10 Trace Mode = VIEW	M1 : 2400.000 MHz : -35.311 dBm M2 : 2400.645 MHz : -33.282 dBm M3 : 2419.259 MHz : -2.969 dBm	Limit: -32.97 dBm Margin: -2.34 dB

[Back to the Matrix](#)

This test report may be reproduced in full only. The document may only be updated by MiCOM Labs personnel. Any changes will be noted in the Document History section of the report.

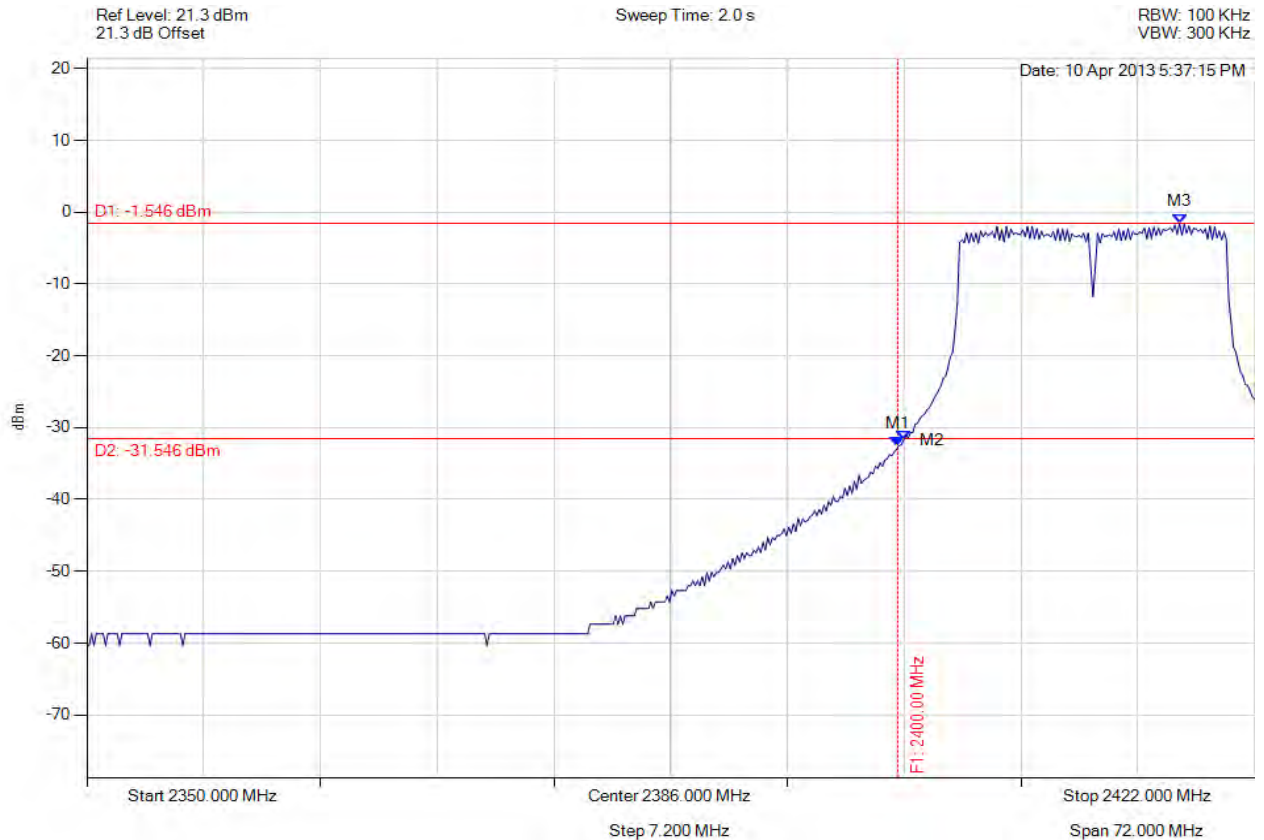


Title: APIN0114, APIN0115 802.11a/b/g/n
To: FCC 47 CFR Part 15.247 & IC RSS-210
Serial #: ARUB148-U4 Rev A
Issue Date: 2nd August 2013
Page: 265 of 394



CONDUCTED LOW BAND-EDGE EMISSION

Variant: 802.11g, Channel: 2412.00 MHz, Chain b, Temp: Ambient, Voltage: 12 Vdc



Analyser Setup	Marker : Frequency : Amplitude	Test Results
Detector = AVERAGE Sweep Count = 0 RF Atten (dB) = 20 Trace Mode = VIEW	M1 : 2400.000 MHz : -32.538 dBm M2 : 2400.357 MHz : -31.788 dBm M3 : 2417.383 MHz : -1.546 dBm	Limit: -31.55 dBm Margin: -0.99 dB

[Back to the Matrix](#)

This test report may be reproduced in full only. The document may only be updated by MiCOM Labs personnel. Any changes will be noted in the Document History section of the report.

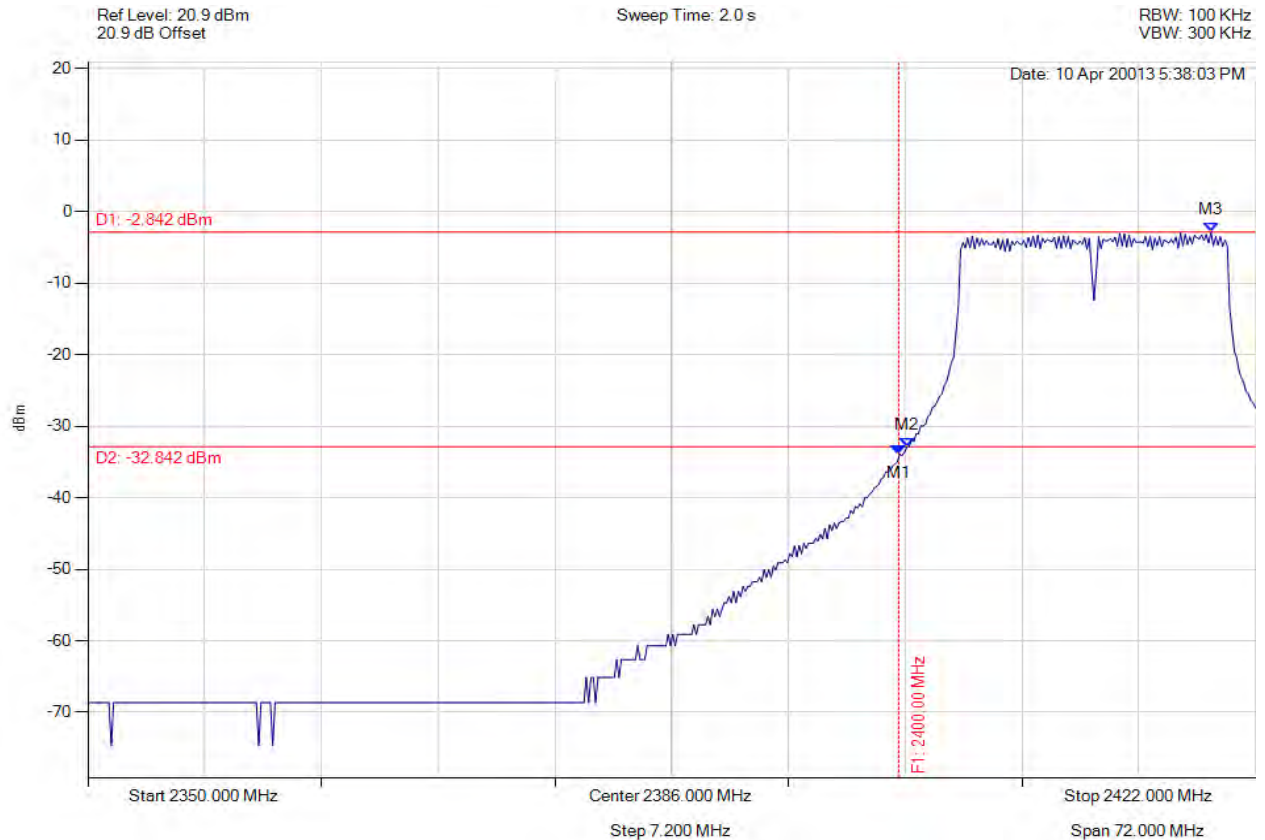


Title: APIN0114, APIN0115 802.11a/b/g/n
To: FCC 47 CFR Part 15.247 & IC RSS-210
Serial #: ARUB148-U4 Rev A
Issue Date: 2nd August 2013
Page: 266 of 394



CONDUCTED LOW BAND-EDGE EMISSION

Variant: 802.11g, Channel: 2412.00 MHz, Chain c, Temp: Ambient, Voltage: 12 Vdc



Analyser Setup	Marker : Frequency : Amplitude	Test Results
Detector = AVERAGE Sweep Count = 0 RF Atten (dB) = 10 Trace Mode = VIEW	M1 : 2400.000 MHz : -33.917 dBm M2 : 2400.501 MHz : -32.938 dBm M3 : 2419.259 MHz : -2.842 dBm	Limit: -32.84 dBm Margin: -1.08 dB

[Back to the Matrix](#)

This test report may be reproduced in full only. The document may only be updated by MiCOM Labs personnel. Any changes will be noted in the Document History section of the report.

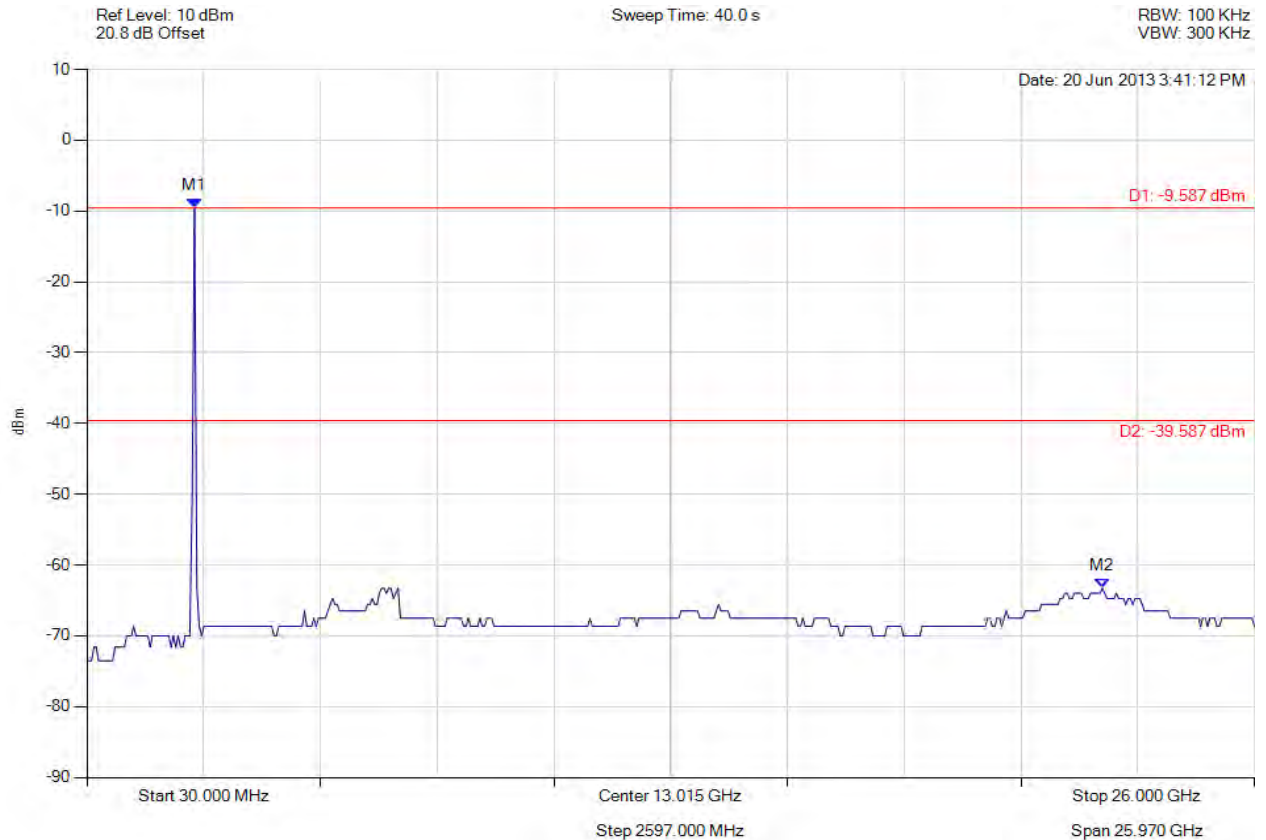


Title: APIN0114, APIN0115 802.11a/b/g/n
To: FCC 47 CFR Part 15.247 & IC RSS-210
Serial #: ARUB148-U4 Rev A
Issue Date: 2nd August 2013
Page: 267 of 394



CONDUCTED SPURIOUS EMISSIONS - AVERAGE

Variant: 802.11g, Channel: 2437.00 MHz, Chain a, Temp: Ambient, Voltage: 12 Vdc



Analyser Setup	Marker : Frequency : Amplitude	Test Results
Detector = AVERAGE Sweep Count = 0 RF Atten (dB) = 10 Trace Mode = VIEW	M1 : 2424.028 MHz : -9.587 dBm M2 : 22.617 GHz : -63.286 dBm	Limit: -39.59 dBm Margin: -23.70 dB

[Back to the Matrix](#)

This test report may be reproduced in full only. The document may only be updated by MiCOM Labs personnel. Any changes will be noted in the Document History section of the report.

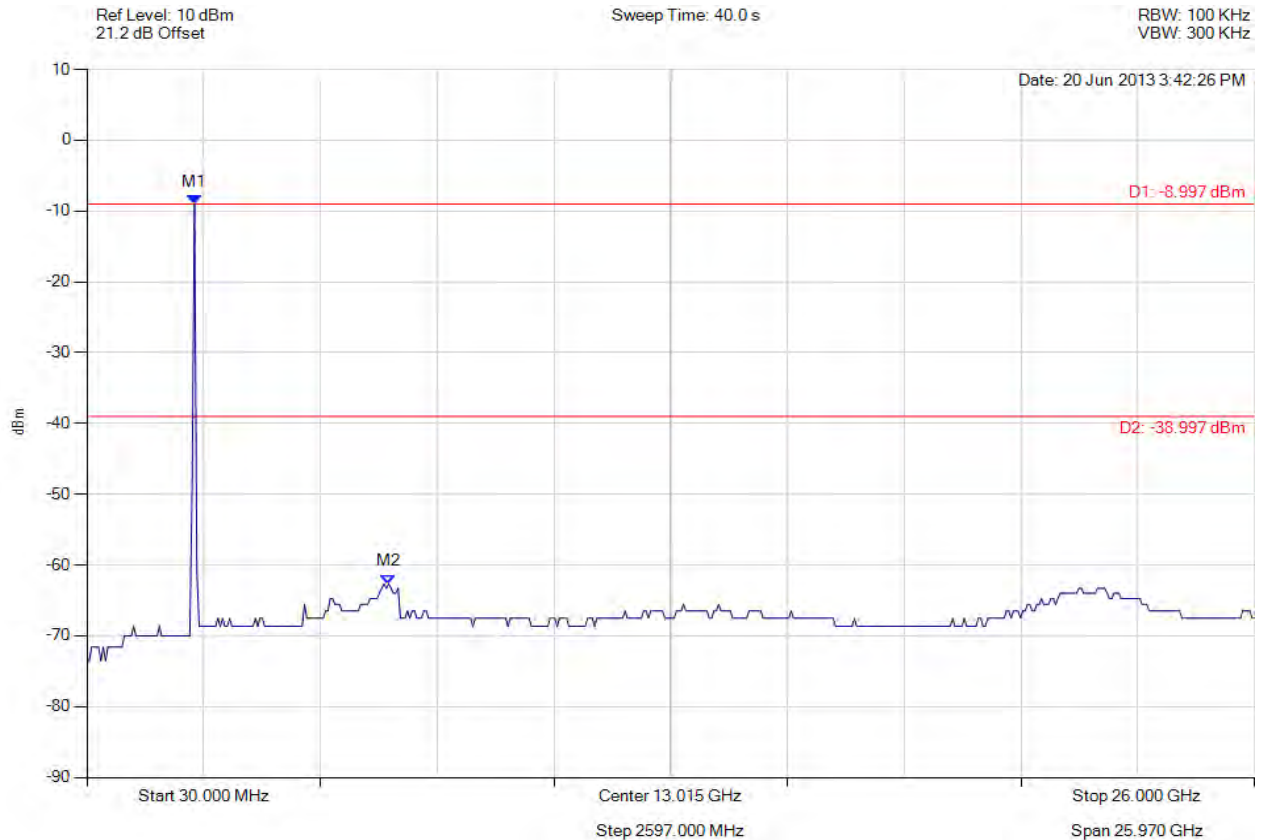


Title: APIN0114, APIN0115 802.11a/b/g/n
To: FCC 47 CFR Part 15.247 & IC RSS-210
Serial #: ARUB148-U4 Rev A
Issue Date: 2nd August 2013
Page: 268 of 394



CONDUCTED SPURIOUS EMISSIONS - AVERAGE

Variant: 802.11g, Channel: 2437.00 MHz, Chain b, Temp: Ambient, Voltage: 12 Vdc



Analyser Setup	Marker : Frequency : Amplitude	Test Results
Detector = AVERAGE Sweep Count = 0 RF Atten (dB) = 10 Trace Mode = VIEW	M1 : 2424.028 MHz : -8.997 dBm M2 : 6743.687 MHz : -62.643 dBm	Limit: -39.00 dBm Margin: -23.64 dB

[Back to the Matrix](#)

This test report may be reproduced in full only. The document may only be updated by MiCOM Labs personnel. Any changes will be noted in the Document History section of the report.

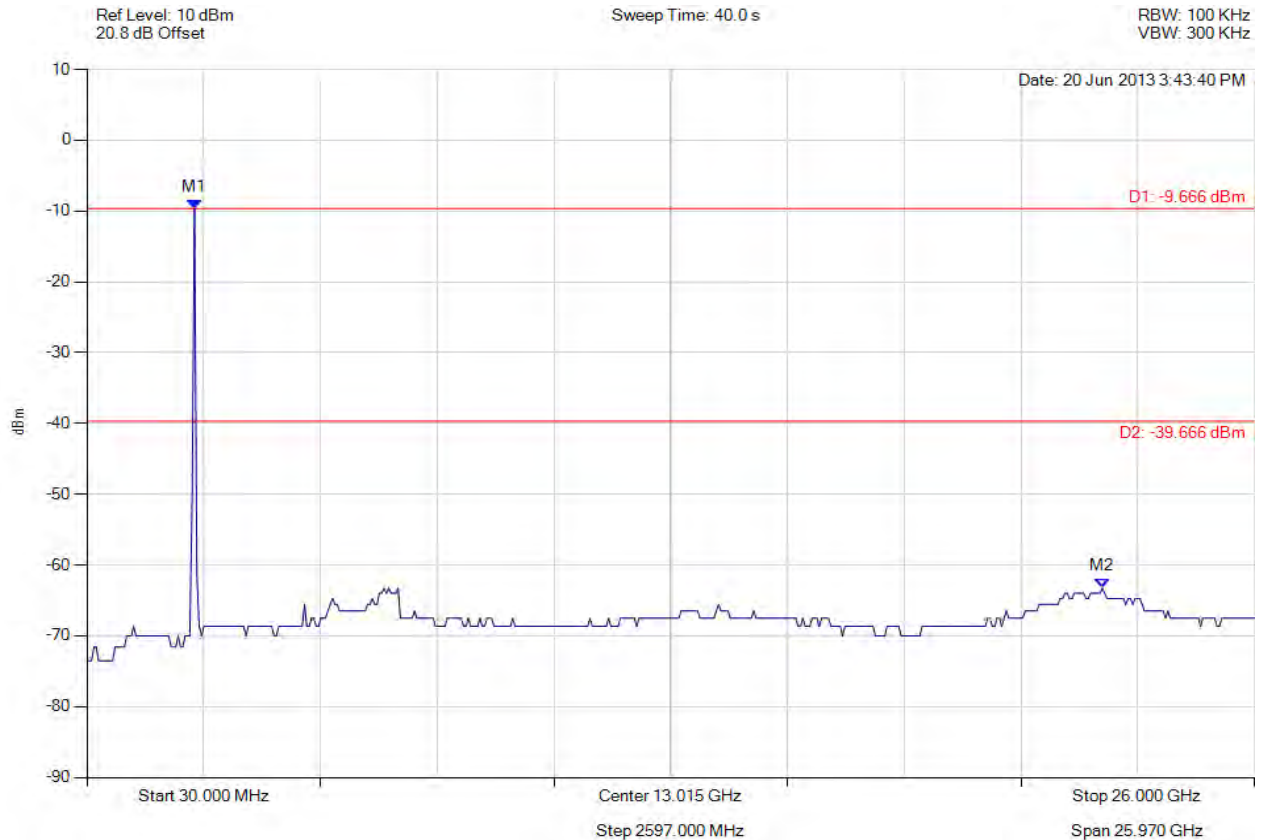


Title: APIN0114, APIN0115 802.11a/b/g/n
To: FCC 47 CFR Part 15.247 & IC RSS-210
Serial #: ARUB148-U4 Rev A
Issue Date: 2nd August 2013
Page: 269 of 394



CONDUCTED SPURIOUS EMISSIONS - AVERAGE

Variant: 802.11g, Channel: 2437.00 MHz, Chain c, Temp: Ambient, Voltage: 12 Vdc



Analyser Setup	Marker : Frequency : Amplitude	Test Results
Detector = AVERAGE Sweep Count = 0 RF Atten (dB) = 10 Trace Mode = VIEW	M1 : 2424.028 MHz : -9.666 dBm M2 : 22.617 GHz : -63.286 dBm	Limit: -39.67 dBm Margin: -23.62 dB

[Back to the Matrix](#)

This test report may be reproduced in full only. The document may only be updated by MiCOM Labs personnel. Any changes will be noted in the Document History section of the report.

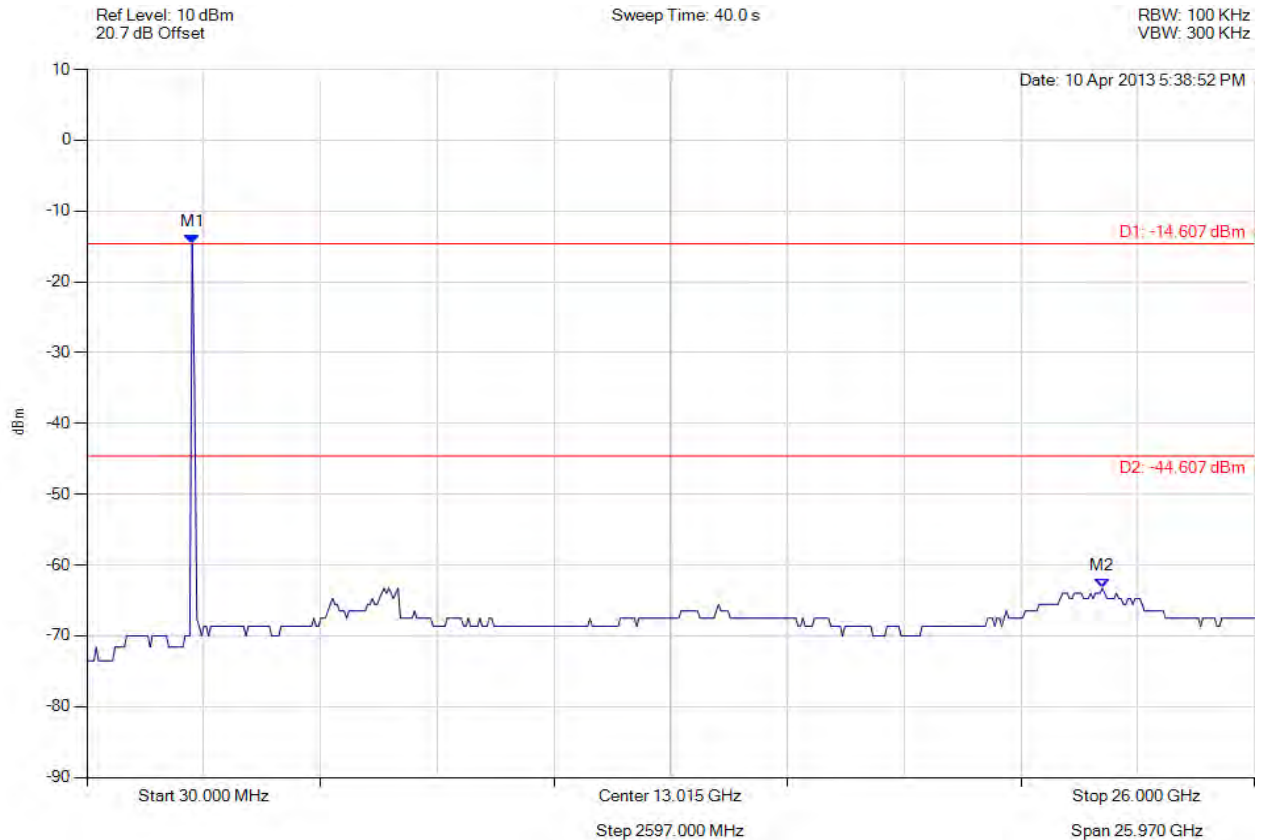


Title: APIN0114, APIN0115 802.11a/b/g/n
To: FCC 47 CFR Part 15.247 & IC RSS-210
Serial #: ARUB148-U4 Rev A
Issue Date: 2nd August 2013
Page: 270 of 394



CONDUCTED SPURIOUS EMISSIONS

Variant: 802.11g, Channel: 2412.00 MHz, Chain a, Temp: Ambient, Voltage: 12 Vdc



Analyser Setup	Marker : Frequency : Amplitude	Test Results
Detector = AVERAGE Sweep Count = 0 RF Atten (dB) = 10 Trace Mode = VIEW	M1 : 2371.984 MHz : -14.607 dBm M2 : 22.617 GHz : -63.286 dBm	Limit: -44.61 dBm Margin: -18.68 dB

[Back to the Matrix](#)

This test report may be reproduced in full only. The document may only be updated by MiCOM Labs personnel. Any changes will be noted in the Document History section of the report.

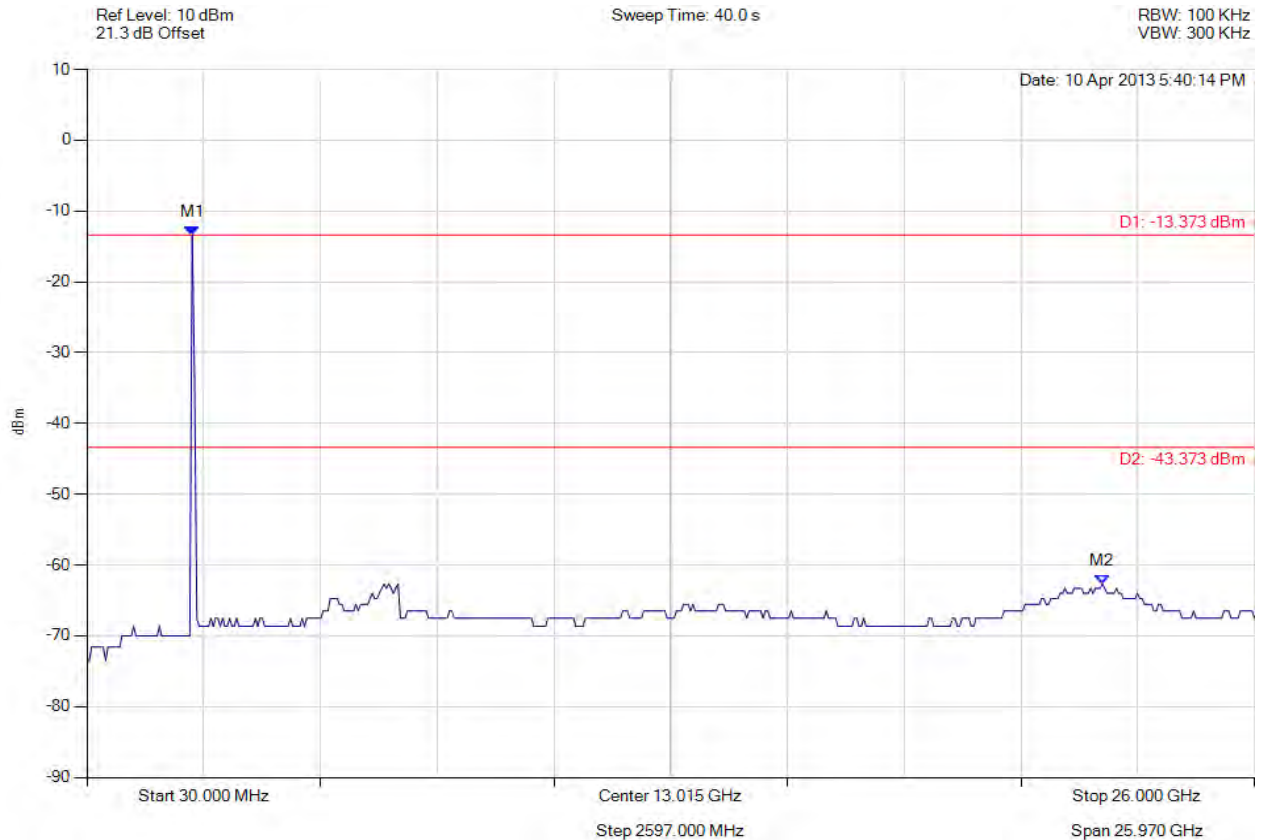


Title: APIN0114, APIN0115 802.11a/b/g/n
To: FCC 47 CFR Part 15.247 & IC RSS-210
Serial #: ARUB148-U4 Rev A
Issue Date: 2nd August 2013
Page: 271 of 394



CONDUCTED SPURIOUS EMISSIONS

Variant: 802.11g, Channel: 2412.00 MHz, Chain b, Temp: Ambient, Voltage: 12 Vdc



Analyser Setup	Marker : Frequency : Amplitude	Test Results
Detector = AVERAGE Sweep Count = 0 RF Atten (dB) = 10 Trace Mode = VIEW	M1 : 2371.984 MHz : -13.373 dBm M2 : 22.617 GHz : -62.643 dBm	Limit: -43.37 dBm Margin: -19.27 dB

[Back to the Matrix](#)

This test report may be reproduced in full only. The document may only be updated by MiCOM Labs personnel. Any changes will be noted in the Document History section of the report.

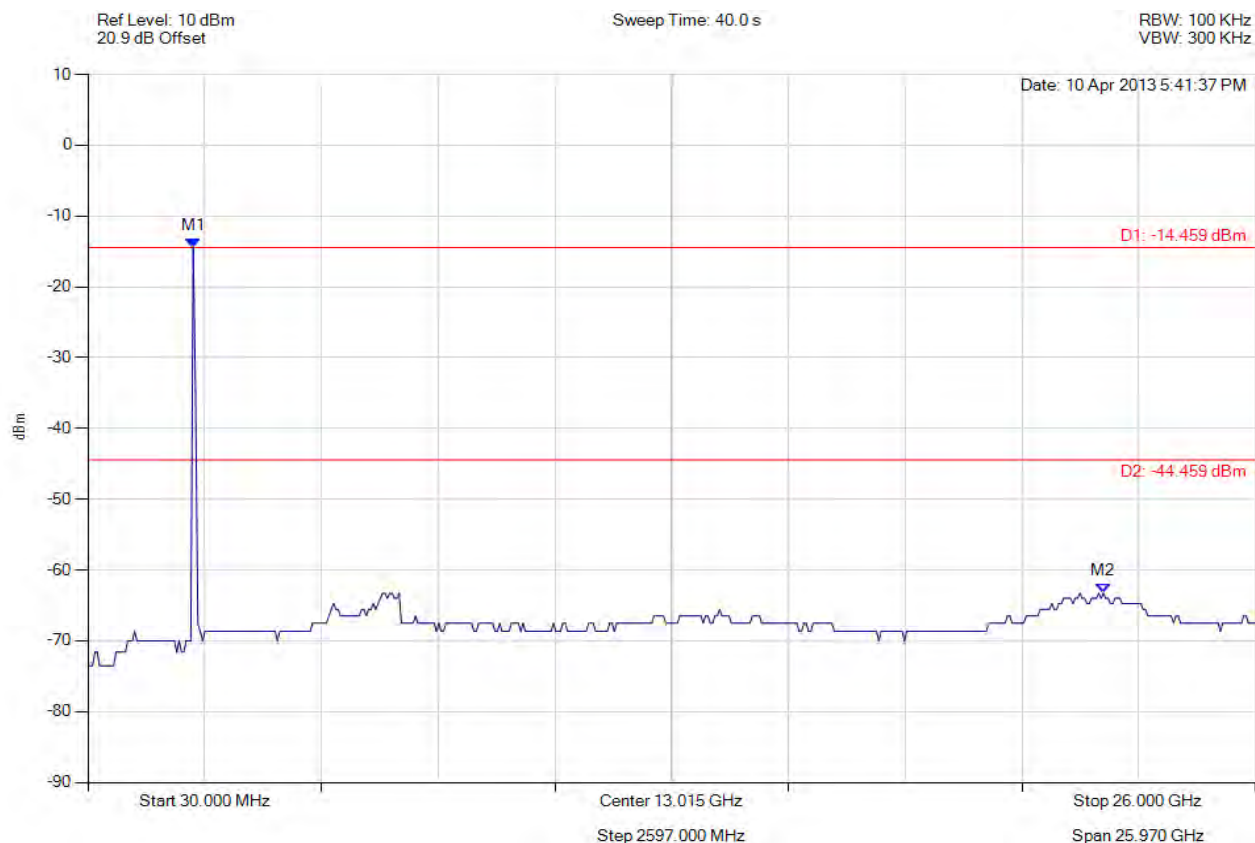


Title: APIN0114, APIN0115 802.11a/b/g/n
To: FCC 47 CFR Part 15.247 & IC RSS-210
Serial #: ARUB148-U4 Rev A
Issue Date: 2nd August 2013
Page: 272 of 394



CONDUCTED SPURIOUS EMISSIONS

Variant: 802.11g, Channel: 2412.00 MHz, Chain c, Temp: Ambient, Voltage: 12 Vdc



Analyser Setup	Marker : Frequency : Amplitude	Test Results
Detector = AVERAGE Sweep Count = 0 RF Atten (dB) = 10 Trace Mode = VIEW	M1 : 2371.984 MHz : -14.459 dBm M2 : 22.617 GHz : -63.286 dBm	Limit: -44.46 dBm Margin: -18.83 dB

[Back to the Matrix](#)

This test report may be reproduced in full only. The document may only be updated by MiCOM Labs personnel. Any changes will be noted in the Document History section of the report.

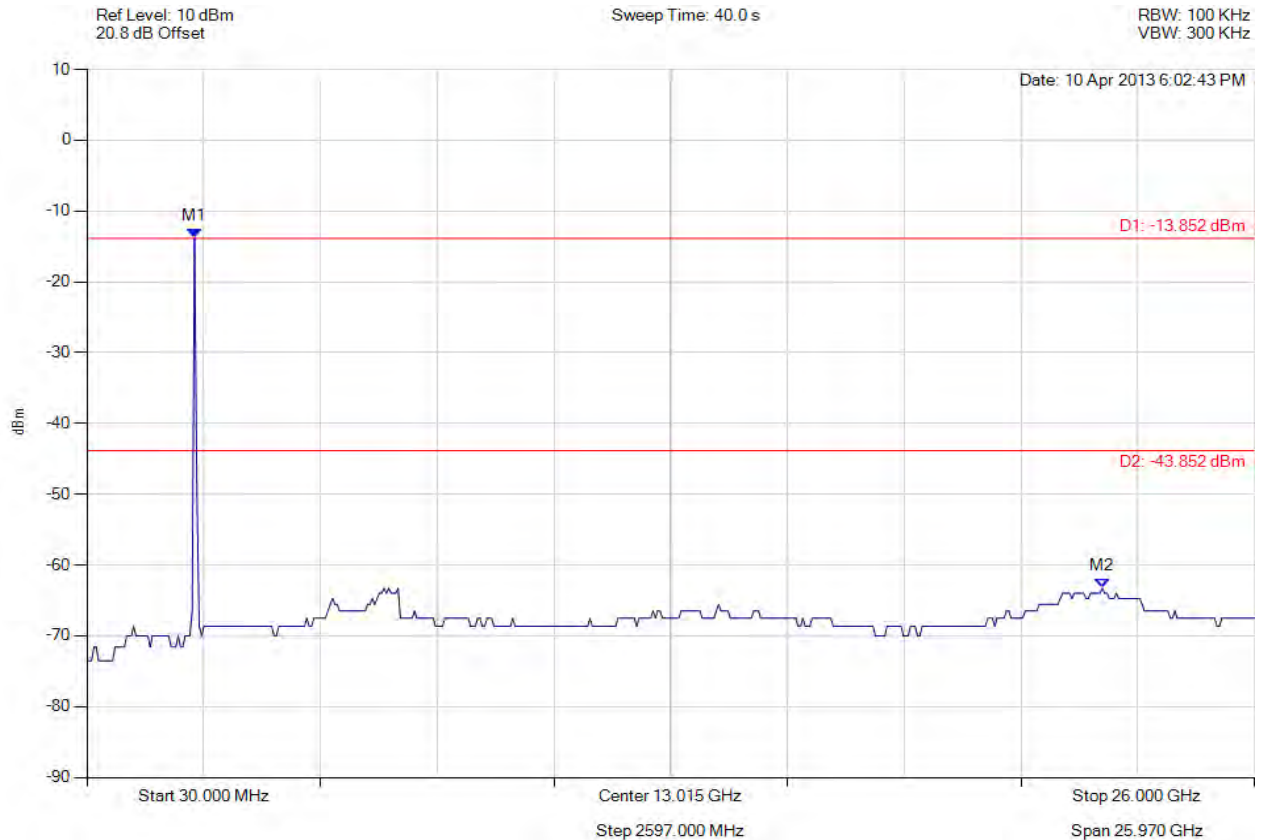


Title: APIN0114, APIN0115 802.11a/b/g/n
To: FCC 47 CFR Part 15.247 & IC RSS-210
Serial #: ARUB148-U4 Rev A
Issue Date: 2nd August 2013
Page: 273 of 394



CONDUCTED SPURIOUS EMISSIONS

Variant: 802.11g, Channel: 2462.00 MHz, Chain a, Temp: Ambient, Voltage: 12 Vdc



Analyser Setup	Marker : Frequency : Amplitude	Test Results
Detector = AVERAGE Sweep Count = 0 RF Atten (dB) = 10 Trace Mode = VIEW	M1 : 2424.028 MHz : -13.852 dBm M2 : 22.617 GHz : -63.286 dBm	Limit: -43.85 dBm Margin: -19.44 dB

[Back to the Matrix](#)

This test report may be reproduced in full only. The document may only be updated by MiCOM Labs personnel. Any changes will be noted in the Document History section of the report.

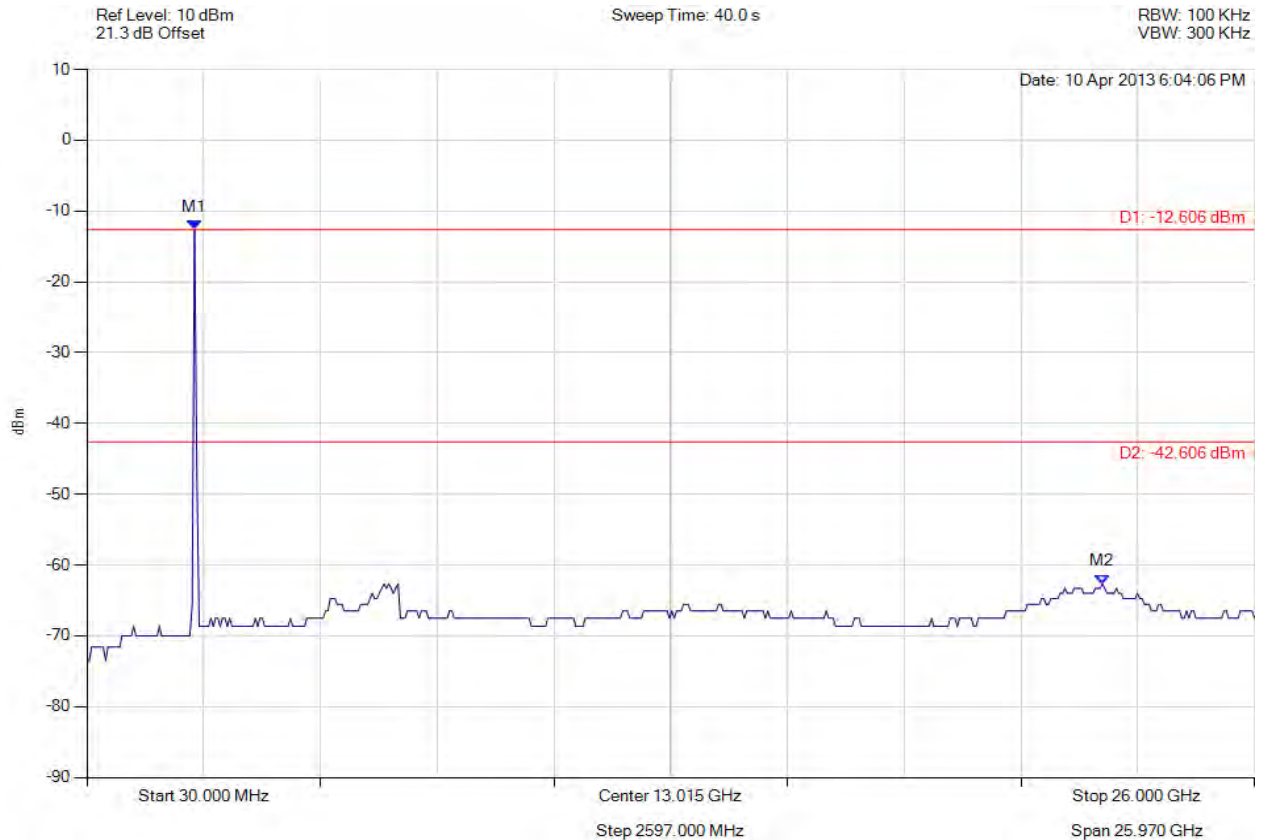


Title: APIN0114, APIN0115 802.11a/b/g/n
To: FCC 47 CFR Part 15.247 & IC RSS-210
Serial #: ARUB148-U4 Rev A
Issue Date: 2nd August 2013
Page: 274 of 394



CONDUCTED SPURIOUS EMISSIONS

Variant: 802.11g, Channel: 2462.00 MHz, Chain b, Temp: Ambient, Voltage: 12 Vdc



Analyser Setup	Marker : Frequency : Amplitude	Test Results
Detector = AVERAGE Sweep Count = 0 RF Atten (dB) = 10 Trace Mode = VIEW	M1 : 2424.028 MHz : -12.606 dBm M2 : 22.617 GHz : -62.643 dBm	Limit: -42.61 dBm Margin: -20.03 dB

[Back to the Matrix](#)

This test report may be reproduced in full only. The document may only be updated by MiCOM Labs personnel. Any changes will be noted in the Document History section of the report.

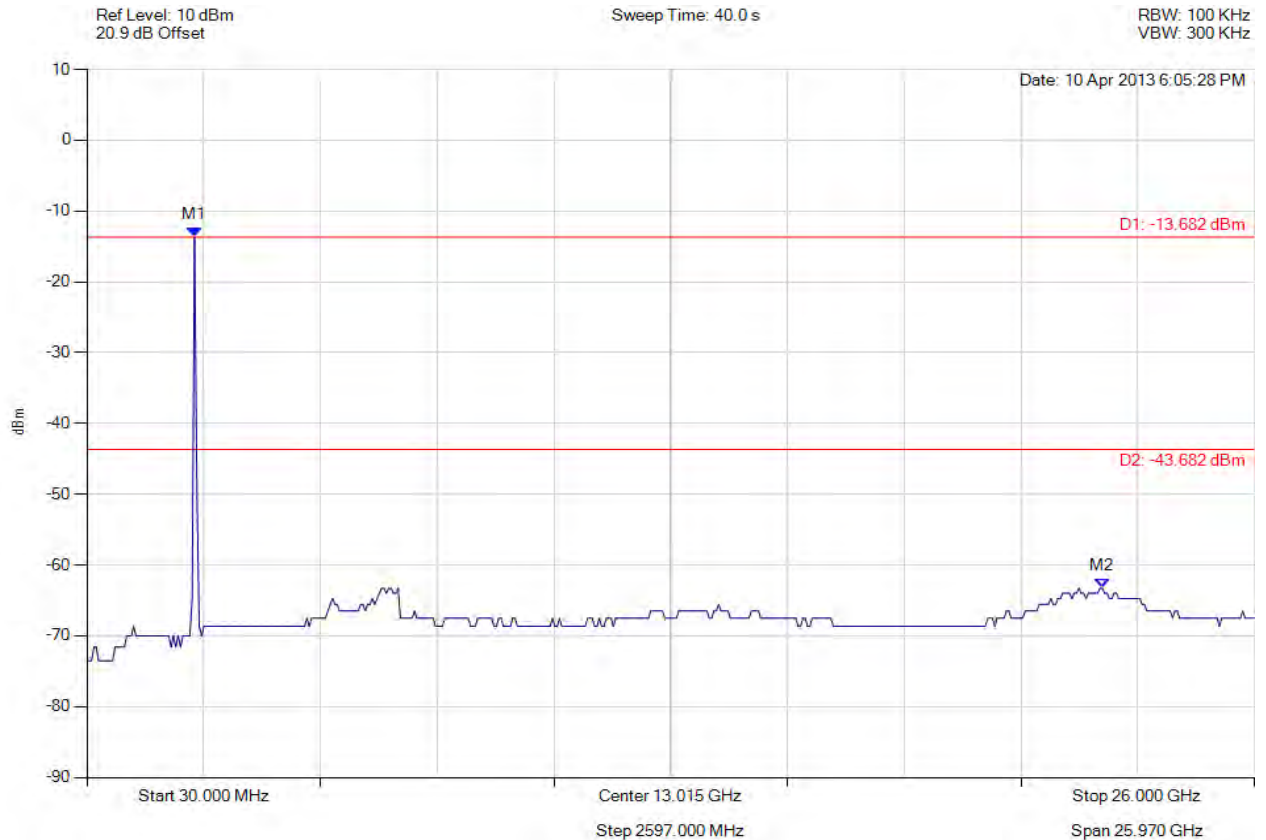


Title: APIN0114, APIN0115 802.11a/b/g/n
To: FCC 47 CFR Part 15.247 & IC RSS-210
Serial #: ARUB148-U4 Rev A
Issue Date: 2nd August 2013
Page: 275 of 394



CONDUCTED SPURIOUS EMISSIONS

Variant: 802.11g, Channel: 2462.00 MHz, Chain c, Temp: Ambient, Voltage: 12 Vdc



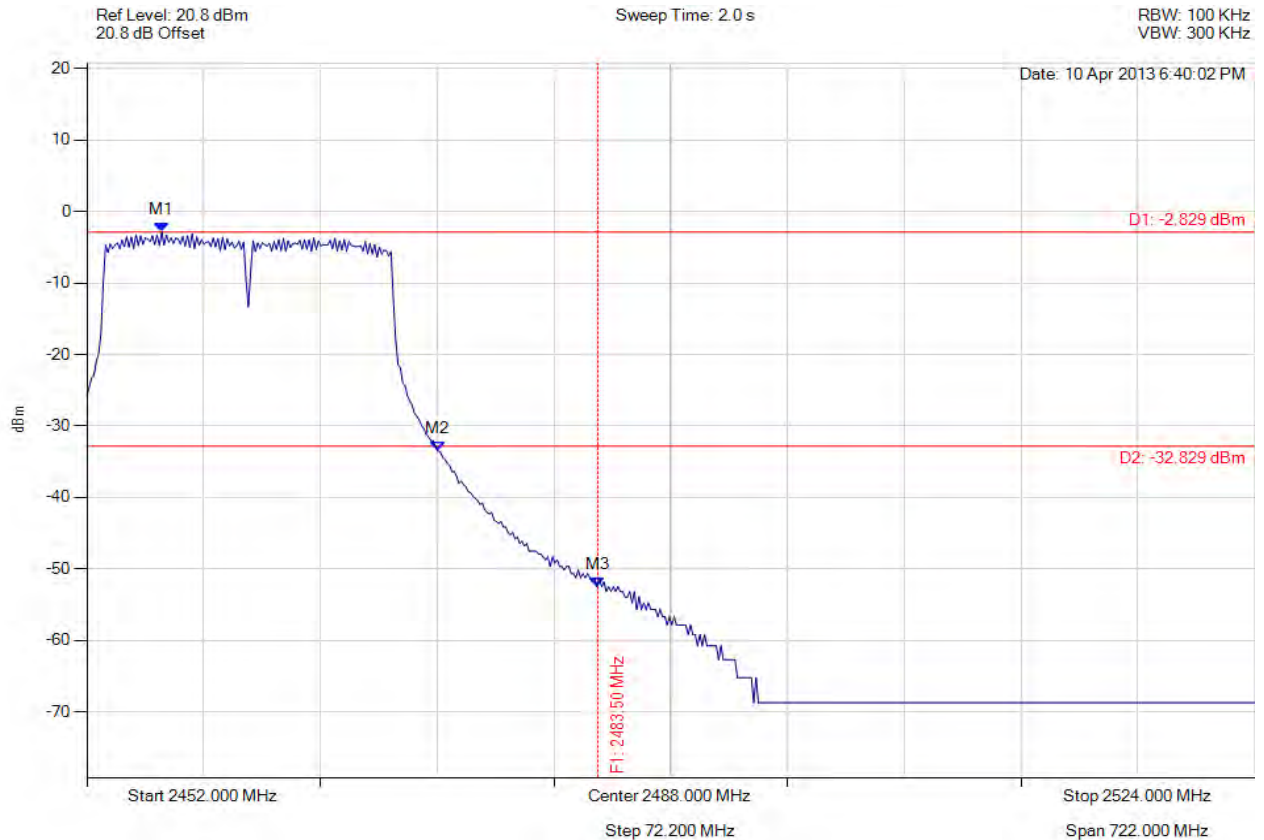
Analyser Setup	Marker : Frequency : Amplitude	Test Results
Detector = AVERAGE Sweep Count = 0 RF Atten (dB) = 10 Trace Mode = VIEW	M1 : 2424.028 MHz : -13.682 dBm M2 : 22.617 GHz : -63.286 dBm	Limit: -43.68 dBm Margin: -19.61 dB

[Back to the Matrix](#)

This test report may be reproduced in full only. The document may only be updated by MiCOM Labs personnel. Any changes will be noted in the Document History section of the report.

CONDUCTED HIGH BAND-EDGE EMISSION

Variant: 802.11n HT-20, Channel: 2462.00 MHz, Chain a, Temp: Ambient, Voltage: 12 Vdc



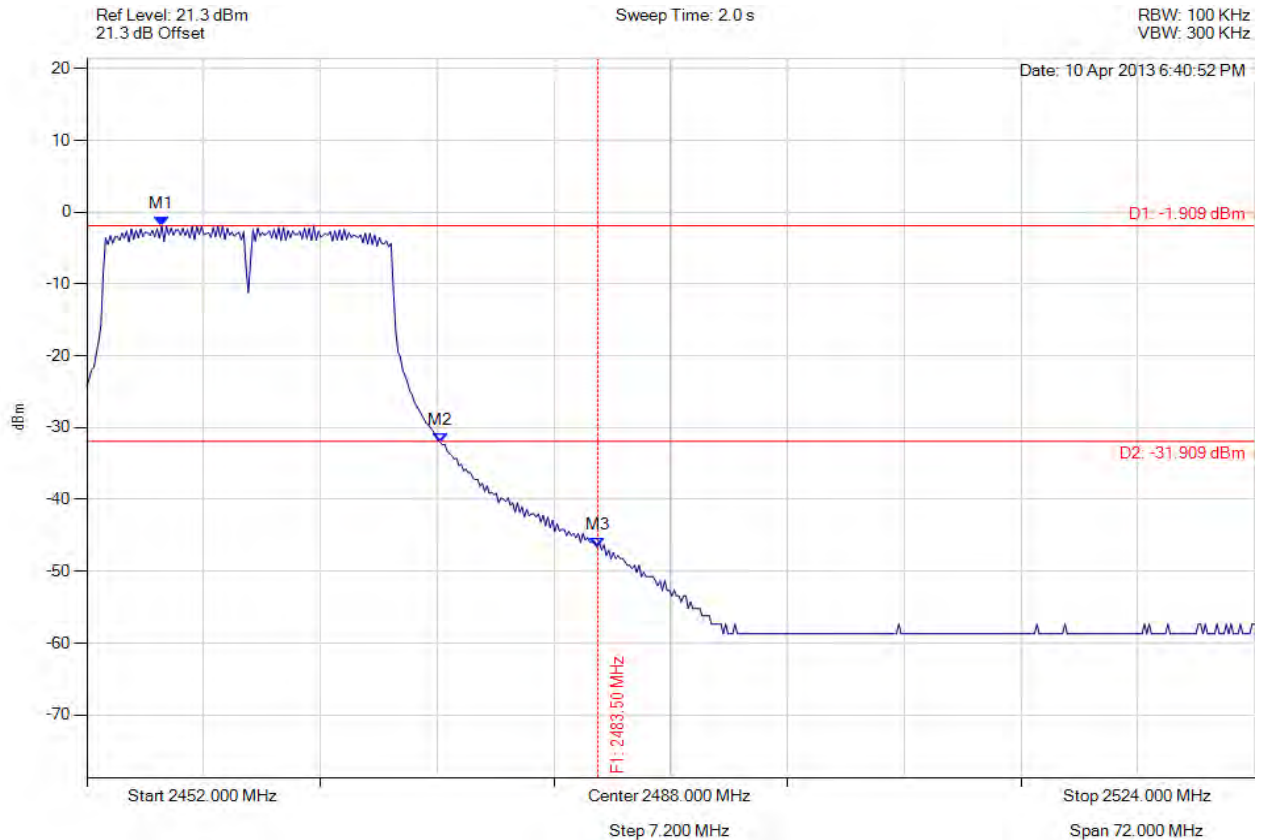
Analyser Setup	Marker : Frequency : Amplitude	Test Results
Detector = AVERAGE Sweep Count = 0 RF Atten (dB) = 10 Trace Mode = VIEW	M1 : 2456.617 MHz : -2.829 dBm M2 : 2473.643 MHz : -33.476 dBm M3 : 2483.500 MHz : -52.486 dBm	Limit: -32.83 dBm Margin: -19.66 dB

[Back to the Matrix](#)

This test report may be reproduced in full only. The document may only be updated by MiCOM Labs personnel. Any changes will be noted in the Document History section of the report.

CONDUCTED HIGH BAND-EDGE EMISSION

Variant: 802.11n HT-20, Channel: 2462.00 MHz, Chain b, Temp: Ambient, Voltage: 12 Vdc



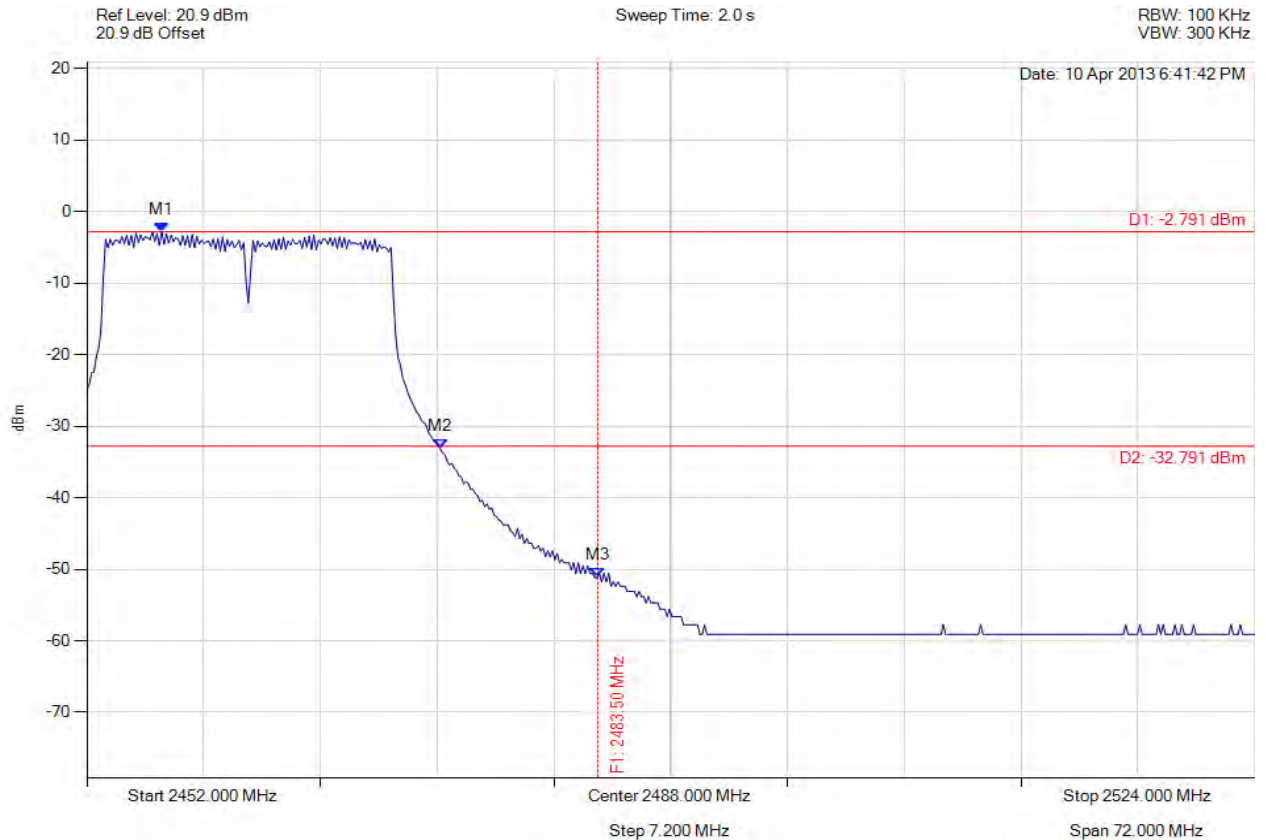
Analyser Setup	Marker : Frequency : Amplitude	Test Results
Detector = AVERAGE Sweep Count = 0 RF Atten (dB) = 20 Trace Mode = VIEW	M1 : 2456.617 MHz : -1.909 dBm M2 : 2473.788 MHz : -32.054 dBm M3 : 2483.500 MHz : -46.661 dBm	Limit: -31.91 dBm Margin: -14.75 dB

[Back to the Matrix](#)

This test report may be reproduced in full only. The document may only be updated by MiCOM Labs personnel. Any changes will be noted in the Document History section of the report.

CONDUCTED HIGH BAND-EDGE EMISSION

Variant: 802.11n HT-20, Channel: 2462.00 MHz, Chain c, Temp: Ambient, Voltage: 12 Vdc



Analyser Setup	Marker : Frequency : Amplitude	Test Results
Detector = AVERAGE Sweep Count = 0 RF Atten (dB) = 20 Trace Mode = VIEW	M1 : 2456.617 MHz : -2.791 dBm M2 : 2473.788 MHz : -33.082 dBm M3 : 2483.500 MHz : -51.144 dBm	Limit: -32.79 dBm Margin: -18.35 dB

[Back to the Matrix](#)

This test report may be reproduced in full only. The document may only be updated by MiCOM Labs personnel. Any changes will be noted in the Document History section of the report.

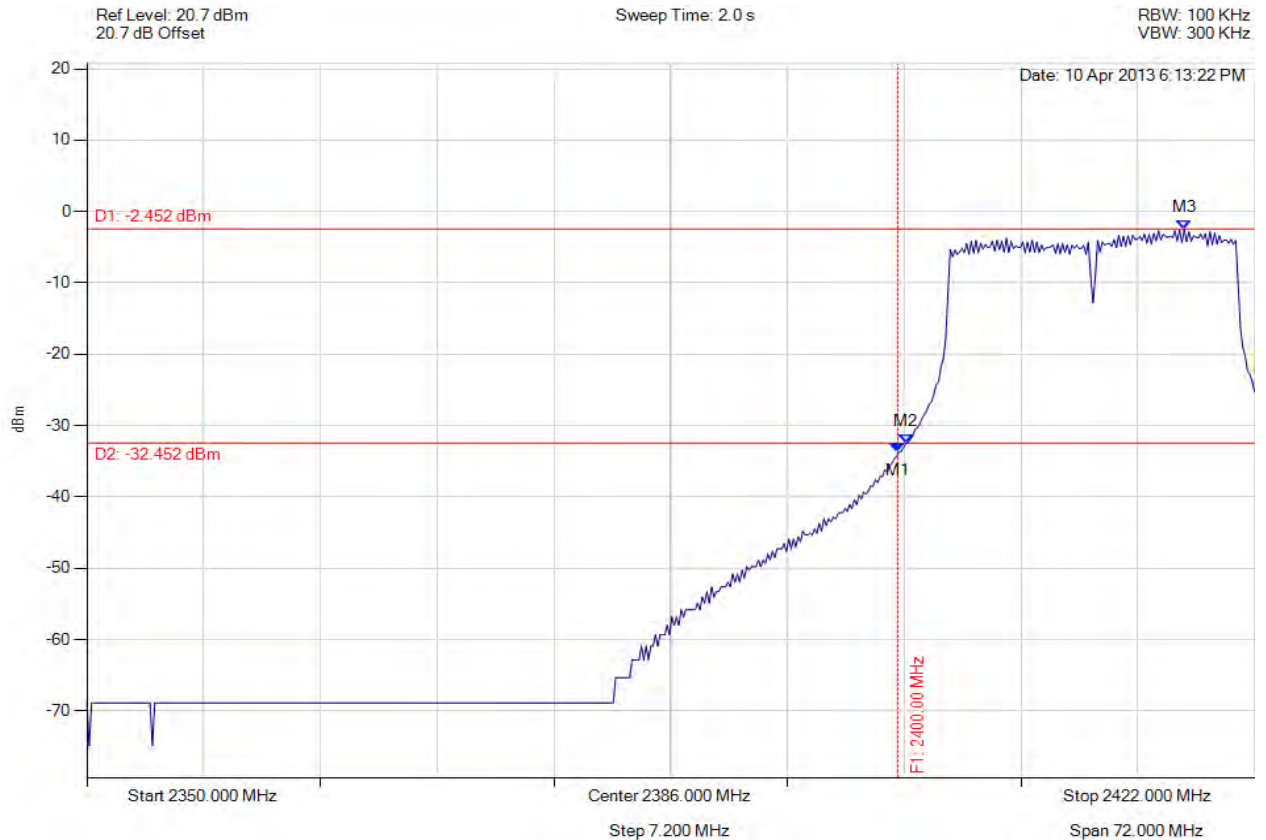


Title: APIN0114, APIN0115 802.11a/b/g/n
To: FCC 47 CFR Part 15.247 & IC RSS-210
Serial #: ARUB148-U4 Rev A
Issue Date: 2nd August 2013
Page: 279 of 394



CONDUCTED LOW BAND-EDGE EMISSION

Variant: 802.11n HT-20, Channel: 2412.00 MHz, Chain a, Temp: Ambient, Voltage: 12 Vdc



Analyser Setup	Marker : Frequency : Amplitude	Test Results
Detector = AVERAGE Sweep Count = 0 RF Atten (dB) = 10 Trace Mode = VIEW	M1 : 2400.000 MHz : -33.727 dBm M2 : 2400.501 MHz : -32.454 dBm M3 : 2417.671 MHz : -2.452 dBm	Limit: -32.45 dBm Margin: -1.28 dB

[Back to the Matrix](#)

This test report may be reproduced in full only. The document may only be updated by MiCOM Labs personnel. Any changes will be noted in the Document History section of the report.

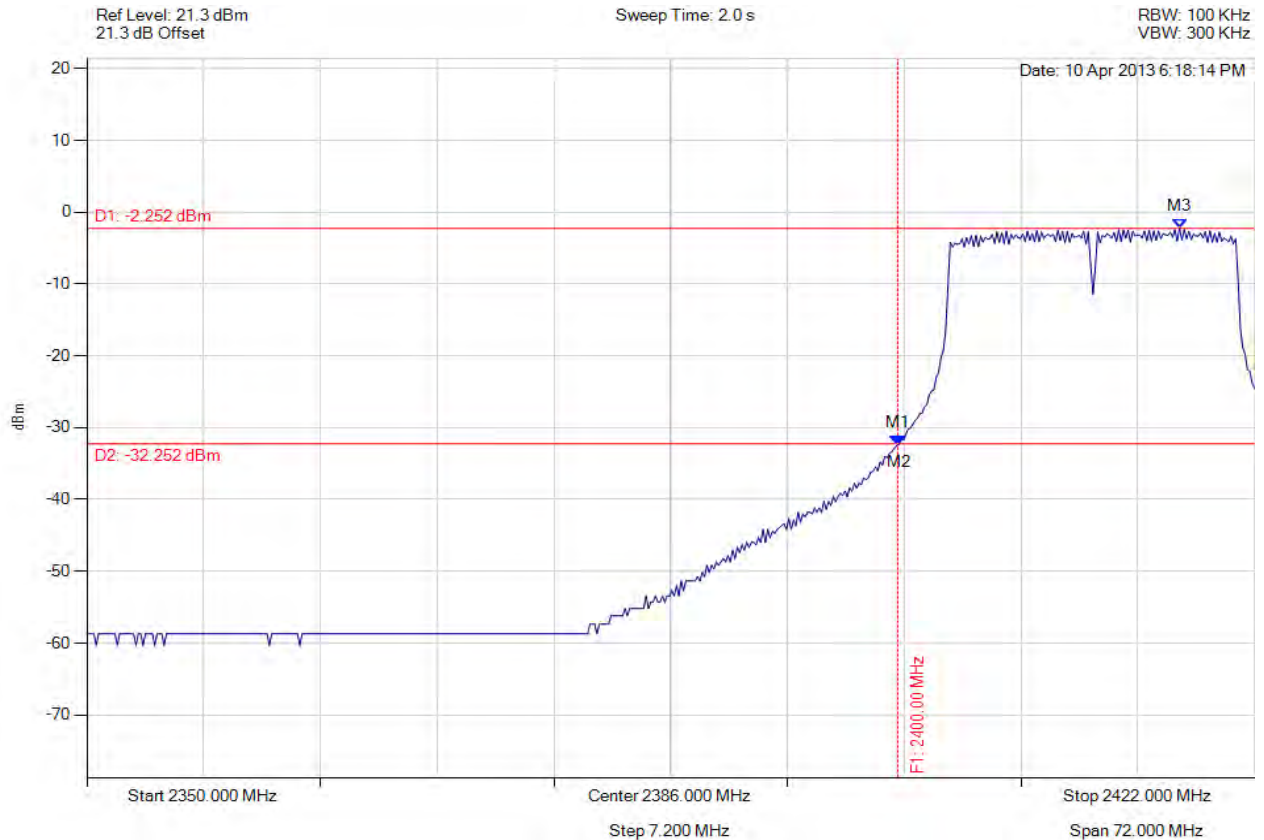


Title: APIN0114, APIN0115 802.11a/b/g/n
To: FCC 47 CFR Part 15.247 & IC RSS-210
Serial #: ARUB148-U4 Rev A
Issue Date: 2nd August 2013
Page: 280 of 394



CONDUCTED LOW BAND-EDGE EMISSION

Variant: 802.11n HT-20, Channel: 2412.00 MHz, Chain b, Temp: Ambient, Voltage: 12 Vdc



Analyser Setup	Marker : Frequency : Amplitude	Test Results
Detector = AVERAGE Sweep Count = 0 RF Atten (dB) = 20 Trace Mode = VIEW	M1 : 2400.000 MHz : -32.327 dBm M2 : 2400.068 MHz : -32.327 dBm M3 : 2417.383 MHz : -2.252 dBm	Limit: -32.25 dBm Margin: -0.08 dB

[Back to the Matrix](#)

This test report may be reproduced in full only. The document may only be updated by MiCOM Labs personnel. Any changes will be noted in the Document History section of the report.

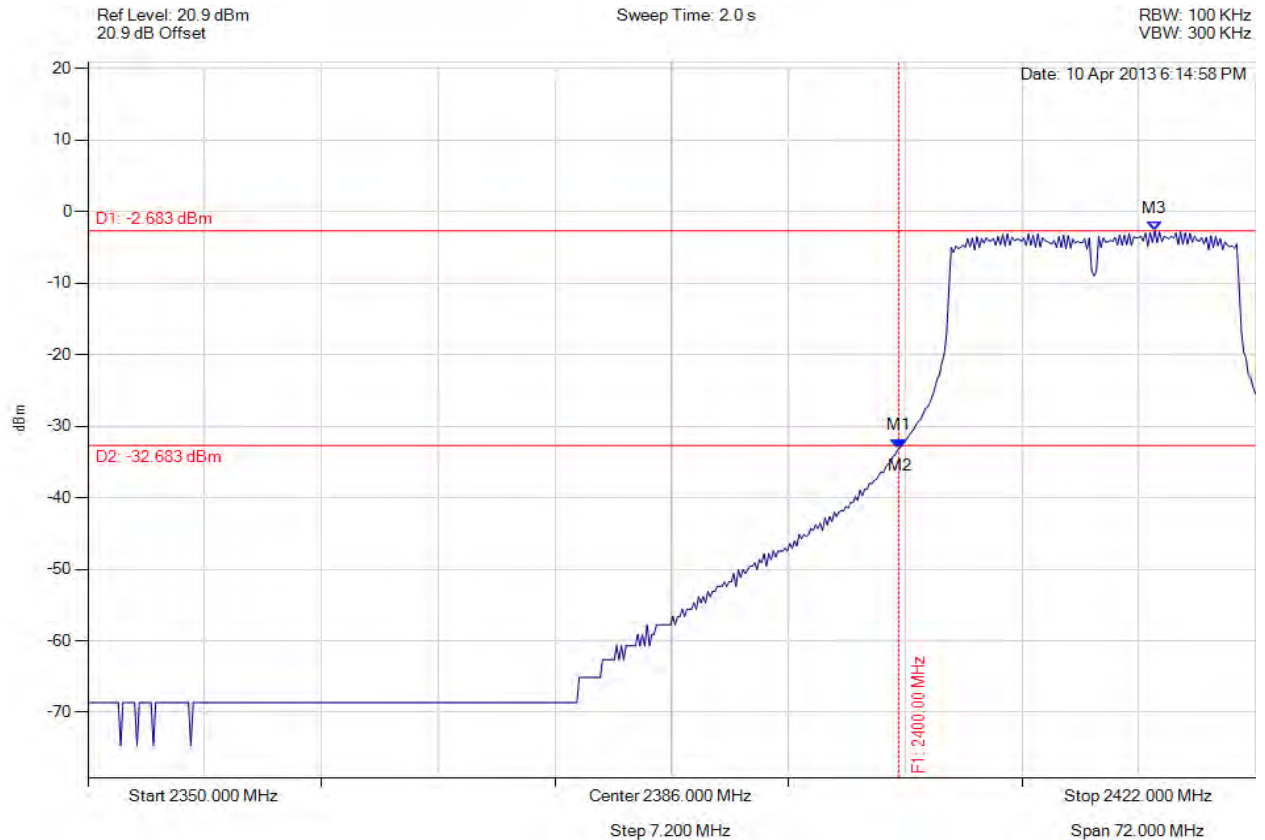


Title: APIN0114, APIN0115 802.11a/b/g/n
To: FCC 47 CFR Part 15.247 & IC RSS-210
Serial #: ARUB148-U4 Rev A
Issue Date: 2nd August 2013
Page: 281 of 394



CONDUCTED LOW BAND-EDGE EMISSION

Variant: 802.11n HT-20, Channel: 2412.00 MHz, Chain c, Temp: Ambient, Voltage: 12 Vdc



Analyser Setup	Marker : Frequency : Amplitude	Test Results
Detector = AVERAGE Sweep Count = 0 RF Atten (dB) = 10 Trace Mode = VIEW	M1 : 2400.000 MHz : -33.010 dBm M2 : 2400.068 MHz : -33.010 dBm M3 : 2415.796 MHz : -2.683 dBm	Limit: -32.68 dBm Margin: -0.33 dB

[Back to the Matrix](#)

This test report may be reproduced in full only. The document may only be updated by MiCOM Labs personnel. Any changes will be noted in the Document History section of the report.

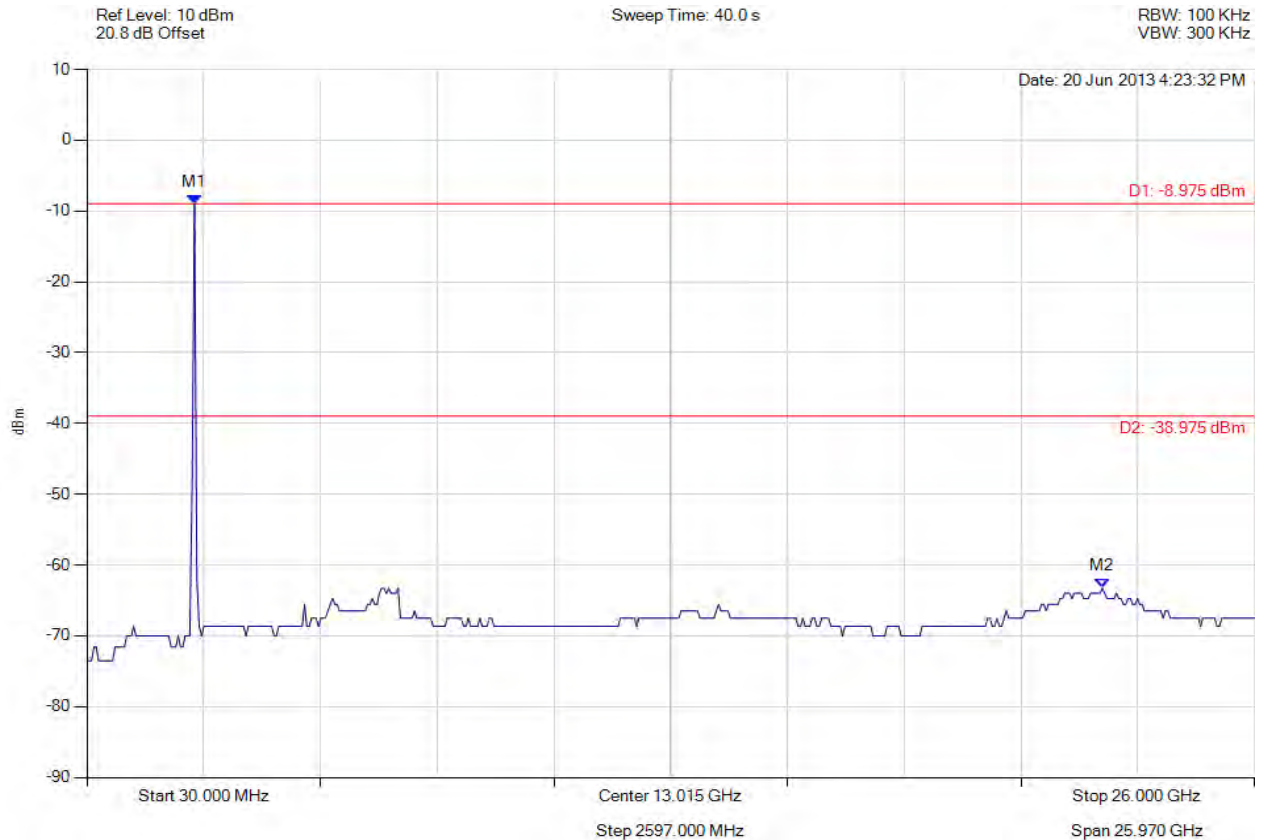


Title: APIN0114, APIN0115 802.11a/b/g/n
To: FCC 47 CFR Part 15.247 & IC RSS-210
Serial #: ARUB148-U4 Rev A
Issue Date: 2nd August 2013
Page: 282 of 394



CONDUCTED SPURIOUS EMISSIONS - AVERAGE

Variant: 802.11n HT-20, Channel: 2437.00 MHz, Chain a, Temp: Ambient, Voltage: 12 Vdc



Analyser Setup	Marker : Frequency : Amplitude	Test Results
Detector = AVERAGE Sweep Count = 0 RF Atten (dB) = 10 Trace Mode = VIEW	M1 : 2424.028 MHz : -8.975 dBm M2 : 22.617 GHz : -63.286 dBm	Limit: -38.98 dBm Margin: -24.31 dB

[Back to the Matrix](#)

This test report may be reproduced in full only. The document may only be updated by MiCOM Labs personnel. Any changes will be noted in the Document History section of the report.

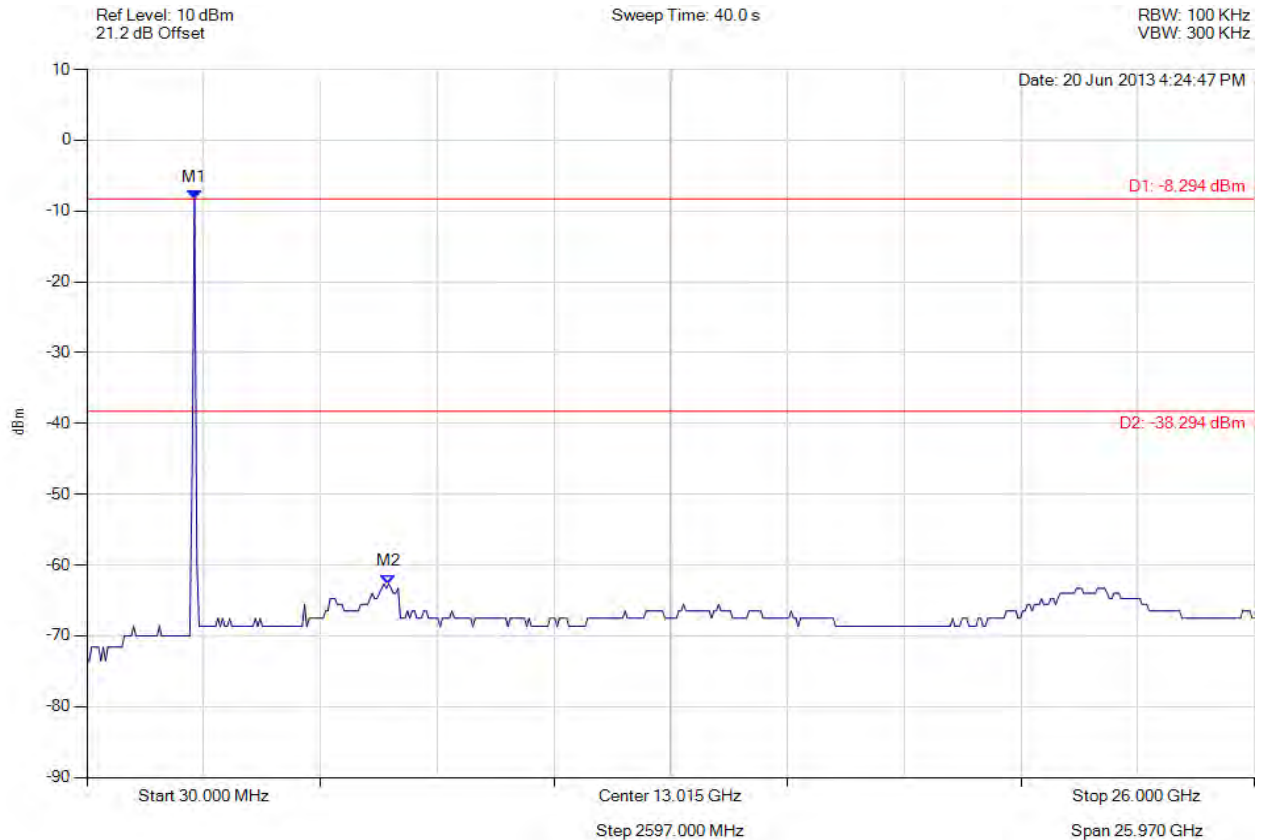


Title: APIN0114, APIN0115 802.11a/b/g/n
To: FCC 47 CFR Part 15.247 & IC RSS-210
Serial #: ARUB148-U4 Rev A
Issue Date: 2nd August 2013
Page: 283 of 394



CONDUCTED SPURIOUS EMISSIONS - AVERAGE

Variant: 802.11n HT-20, Channel: 2437.00 MHz, Chain b, Temp: Ambient, Voltage: 12 Vdc



Analyser Setup	Marker : Frequency : Amplitude	Test Results
Detector = AVERAGE Sweep Count = 0 RF Atten (dB) = 10 Trace Mode = VIEW	M1 : 2424.028 MHz : -8.294 dBm M2 : 6743.687 MHz : -62.643 dBm	Limit: -38.29 dBm Margin: -24.35 dB

[Back to the Matrix](#)

This test report may be reproduced in full only. The document may only be updated by MiCOM Labs personnel. Any changes will be noted in the Document History section of the report.

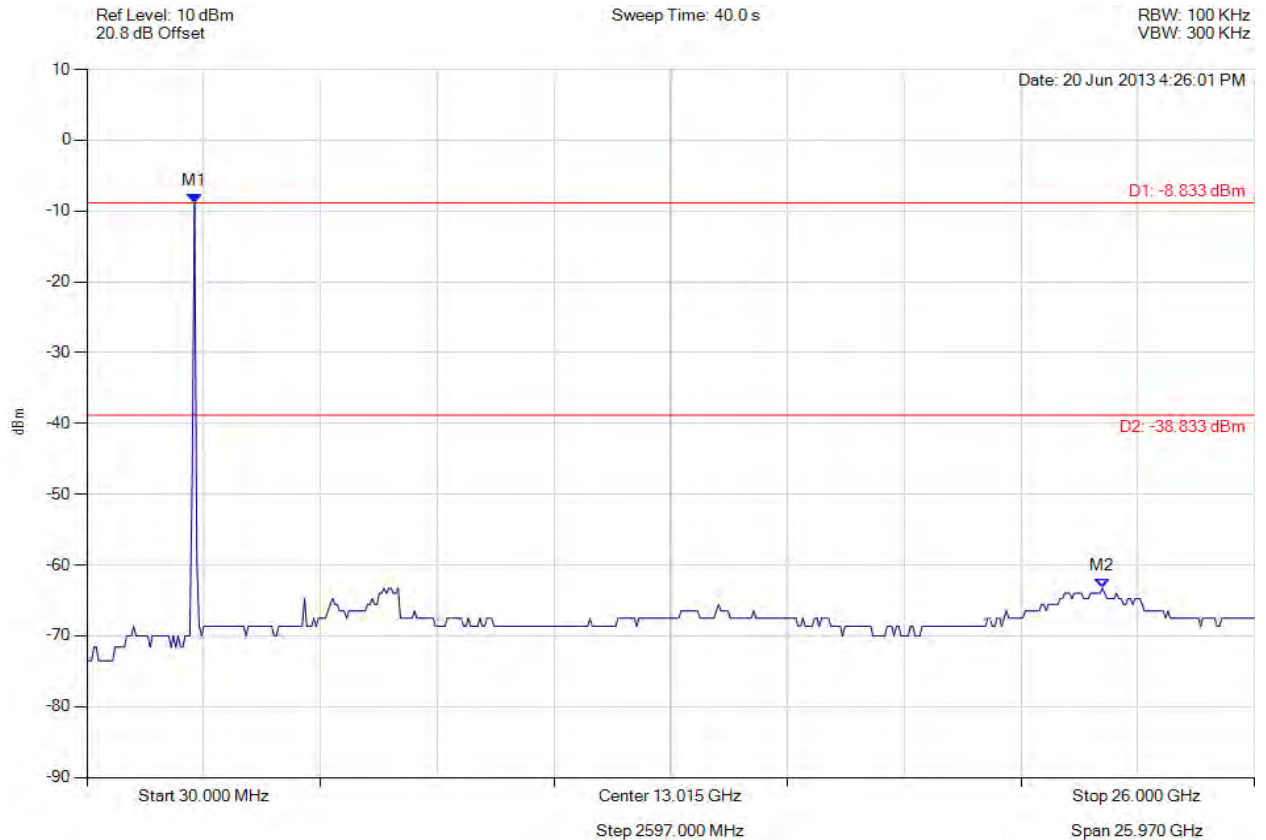


Title: APIN0114, APIN0115 802.11a/b/g/n
To: FCC 47 CFR Part 15.247 & IC RSS-210
Serial #: ARUB148-U4 Rev A
Issue Date: 2nd August 2013
Page: 284 of 394



CONDUCTED SPURIOUS EMISSIONS - AVERAGE

Variant: 802.11n HT-20, Channel: 2437.00 MHz, Chain c, Temp: Ambient, Voltage: 12 Vdc



Analyser Setup	Marker : Frequency : Amplitude	Test Results
Detector = AVERAGE Sweep Count = 0 RF Atten (dB) = 10 Trace Mode = VIEW	M1 : 2424.028 MHz : -8.833 dBm M2 : 22.617 GHz : -63.286 dBm	Limit: -38.83 dBm Margin: -24.46 dB

[Back to the Matrix](#)

This test report may be reproduced in full only. The document may only be updated by MiCOM Labs personnel. Any changes will be noted in the Document History section of the report.

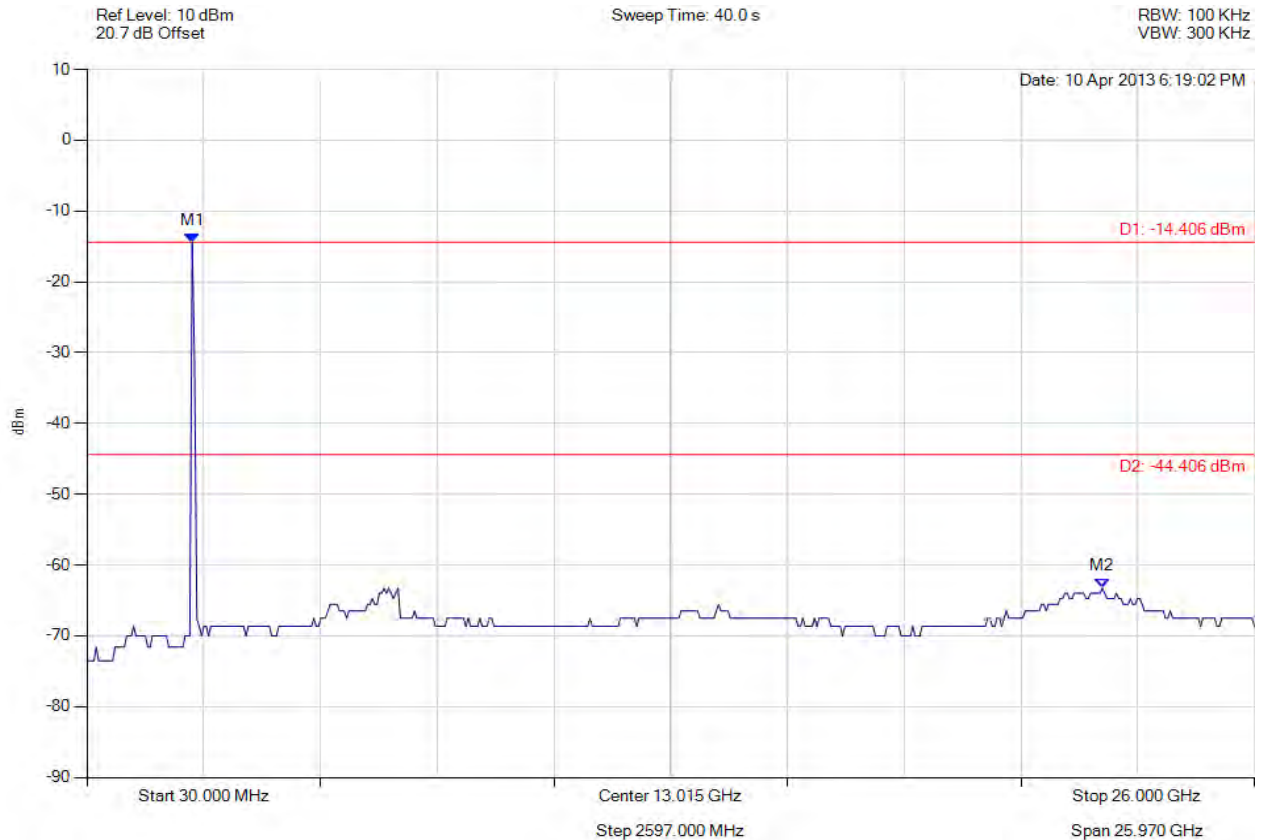


Title: APIN0114, APIN0115 802.11a/b/g/n
To: FCC 47 CFR Part 15.247 & IC RSS-210
Serial #: ARUB148-U4 Rev A
Issue Date: 2nd August 2013
Page: 285 of 394



CONDUCTED SPURIOUS EMISSIONS

Variant: 802.11n HT-20, Channel: 2412.00 MHz, Chain a, Temp: Ambient, Voltage: 12 Vdc



Analyser Setup	Marker : Frequency : Amplitude	Test Results
Detector = AVERAGE Sweep Count = 0 RF Atten (dB) = 10 Trace Mode = VIEW	M1 : 2371.984 MHz : -14.406 dBm M2 : 22.617 GHz : -63.286 dBm	Limit: -44.41 dBm Margin: -18.88 dB

[Back to the Matrix](#)

This test report may be reproduced in full only. The document may only be updated by MiCOM Labs personnel. Any changes will be noted in the Document History section of the report.

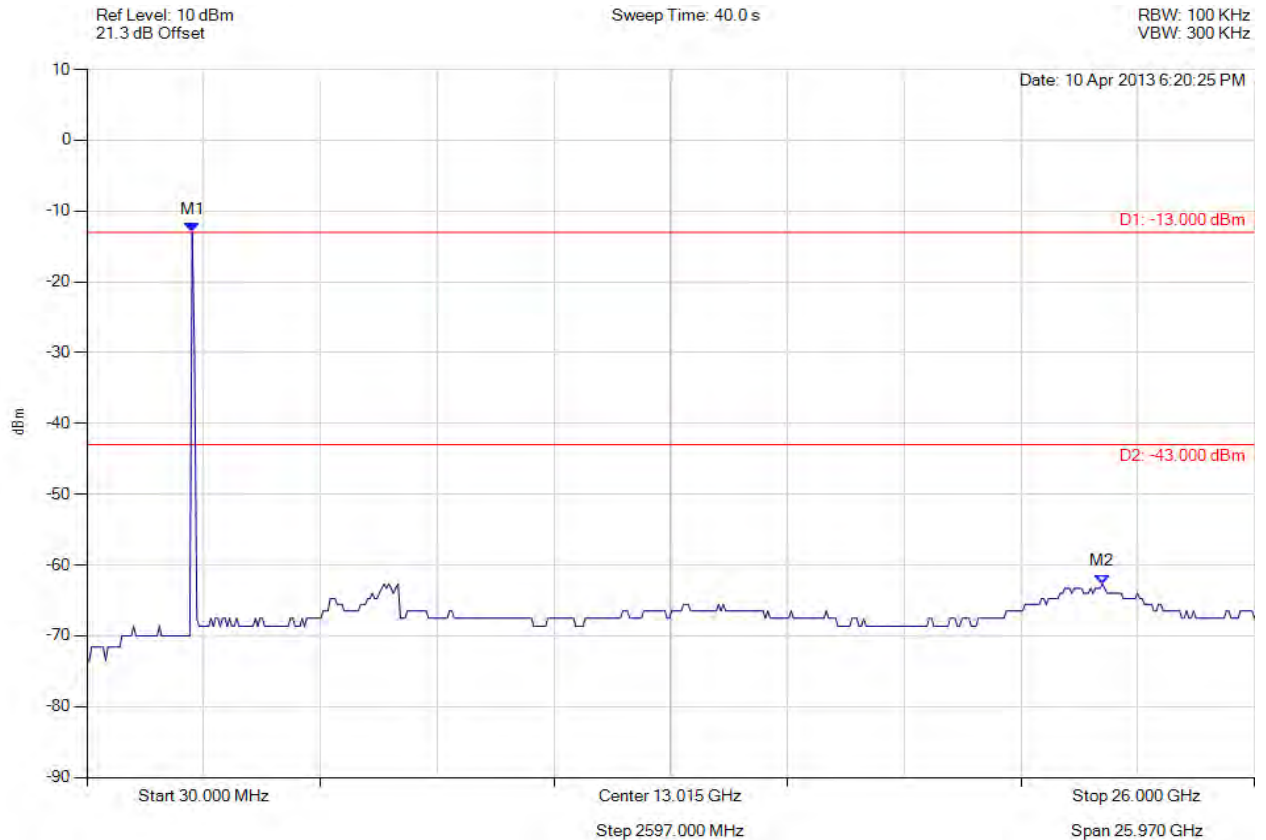


Title: APIN0114, APIN0115 802.11a/b/g/n
To: FCC 47 CFR Part 15.247 & IC RSS-210
Serial #: ARUB148-U4 Rev A
Issue Date: 2nd August 2013
Page: 286 of 394



CONDUCTED SPURIOUS EMISSIONS

Variant: 802.11n HT-20, Channel: 2412.00 MHz, Chain b, Temp: Ambient, Voltage: 12 Vdc



Analyser Setup	Marker : Frequency : Amplitude	Test Results
Detector = AVERAGE Sweep Count = 0 RF Atten (dB) = 10 Trace Mode = VIEW	M1 : 2371.984 MHz : -13.000 dBm M2 : 22.617 GHz : -62.643 dBm	Limit: -43.00 dBm Margin: -19.64 dB

[Back to the Matrix](#)

This test report may be reproduced in full only. The document may only be updated by MiCOM Labs personnel. Any changes will be noted in the Document History section of the report.

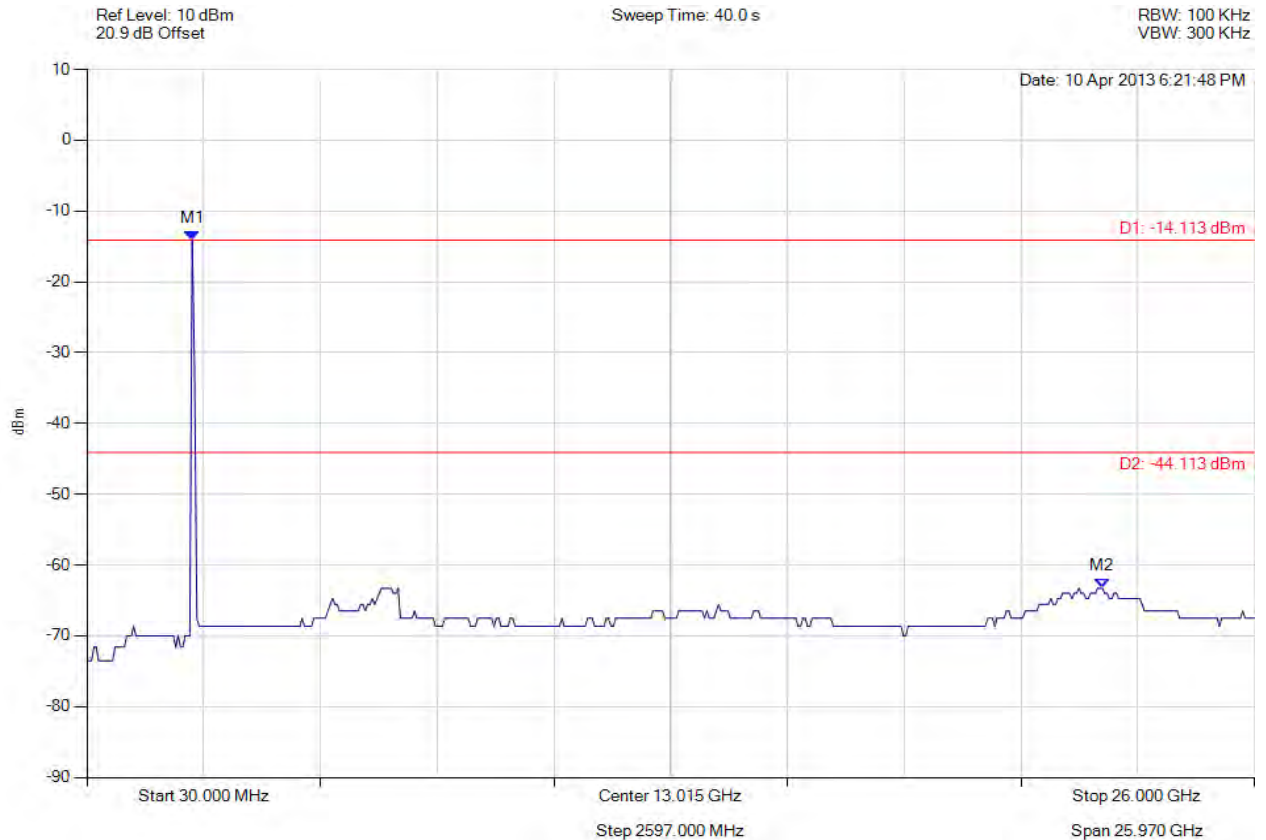


Title: APIN0114, APIN0115 802.11a/b/g/n
To: FCC 47 CFR Part 15.247 & IC RSS-210
Serial #: ARUB148-U4 Rev A
Issue Date: 2nd August 2013
Page: 287 of 394



CONDUCTED SPURIOUS EMISSIONS

Variant: 802.11n HT-20, Channel: 2412.00 MHz, Chain c, Temp: Ambient, Voltage: 12 Vdc



Analyser Setup	Marker : Frequency : Amplitude	Test Results
Detector = AVERAGE Sweep Count = 0 RF Atten (dB) = 10 Trace Mode = VIEW	M1 : 2371.984 MHz : -14.113 dBm M2 : 22.617 GHz : -63.286 dBm	Limit: -44.11 dBm Margin: -19.18 dB

[Back to the Matrix](#)

This test report may be reproduced in full only. The document may only be updated by MiCOM Labs personnel. Any changes will be noted in the Document History section of the report.

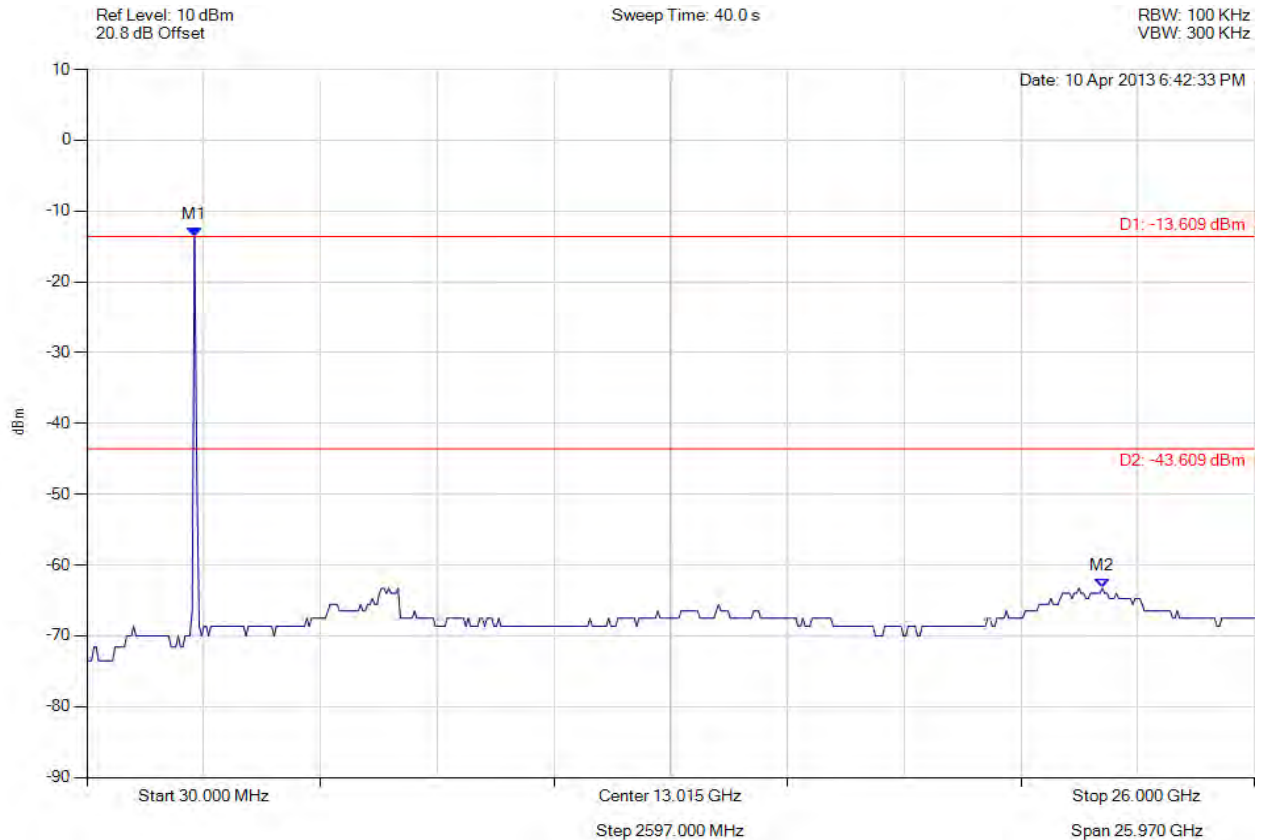


Title: APIN0114, APIN0115 802.11a/b/g/n
To: FCC 47 CFR Part 15.247 & IC RSS-210
Serial #: ARUB148-U4 Rev A
Issue Date: 2nd August 2013
Page: 288 of 394



CONDUCTED SPURIOUS EMISSIONS

Variant: 802.11n HT-20, Channel: 2462.00 MHz, Chain a, Temp: Ambient, Voltage: 12 Vdc



Analyser Setup	Marker : Frequency : Amplitude	Test Results
Detector = AVERAGE Sweep Count = 0 RF Atten (dB) = 10 Trace Mode = VIEW	M1 : 2424.028 MHz : -13.609 dBm M2 : 22.617 GHz : -63.286 dBm	Limit: -43.61 dBm Margin: -19.68 dB

[Back to the Matrix](#)

This test report may be reproduced in full only. The document may only be updated by MiCOM Labs personnel. Any changes will be noted in the Document History section of the report.

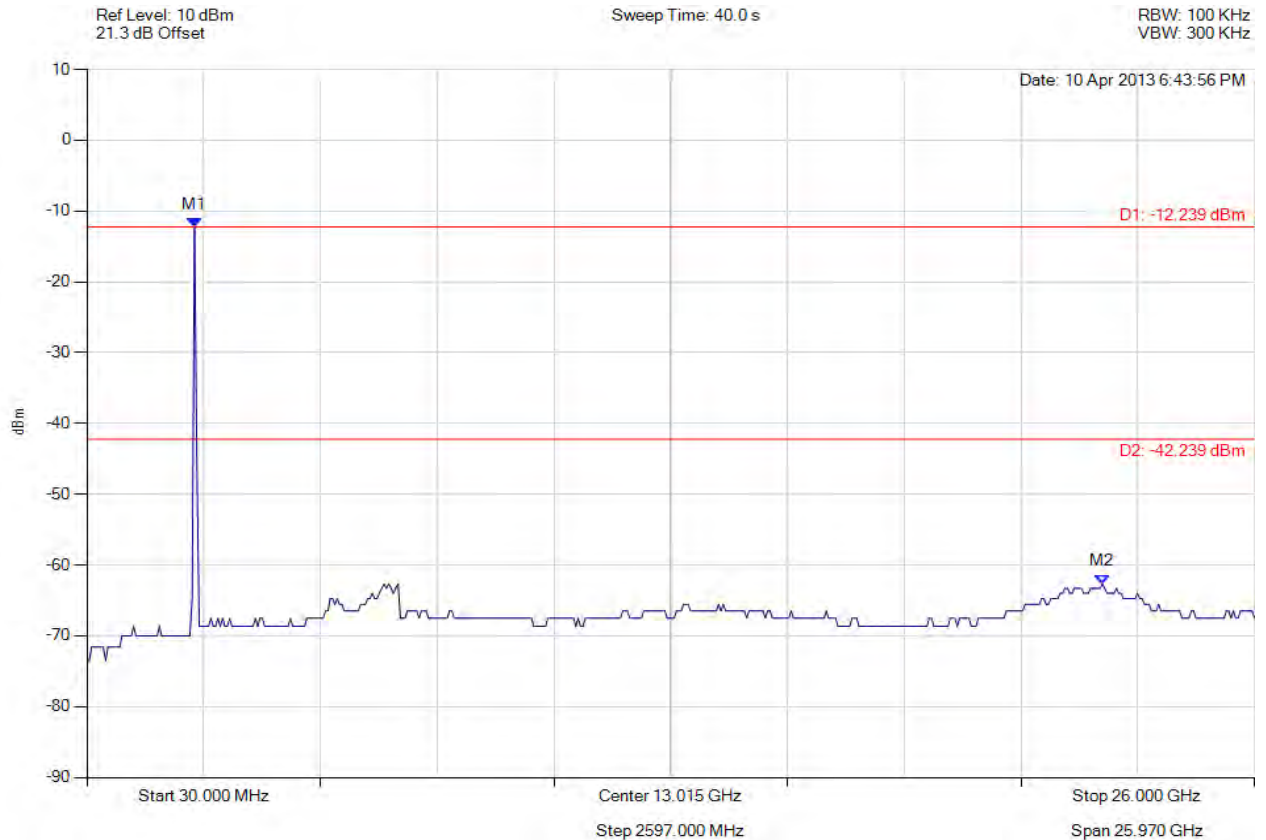


Title: APIN0114, APIN0115 802.11a/b/g/n
To: FCC 47 CFR Part 15.247 & IC RSS-210
Serial #: ARUB148-U4 Rev A
Issue Date: 2nd August 2013
Page: 289 of 394



CONDUCTED SPURIOUS EMISSIONS

Variant: 802.11n HT-20, Channel: 2462.00 MHz, Chain b, Temp: Ambient, Voltage: 12 Vdc



Analyser Setup	Marker : Frequency : Amplitude	Test Results
Detector = AVERAGE Sweep Count = 0 RF Atten (dB) = 10 Trace Mode = VIEW	M1 : 2424.028 MHz : -12.239 dBm M2 : 22.617 GHz : -62.643 dBm	Limit: -42.24 dBm Margin: -20.40 dB

[Back to the Matrix](#)

This test report may be reproduced in full only. The document may only be updated by MiCOM Labs personnel. Any changes will be noted in the Document History section of the report.

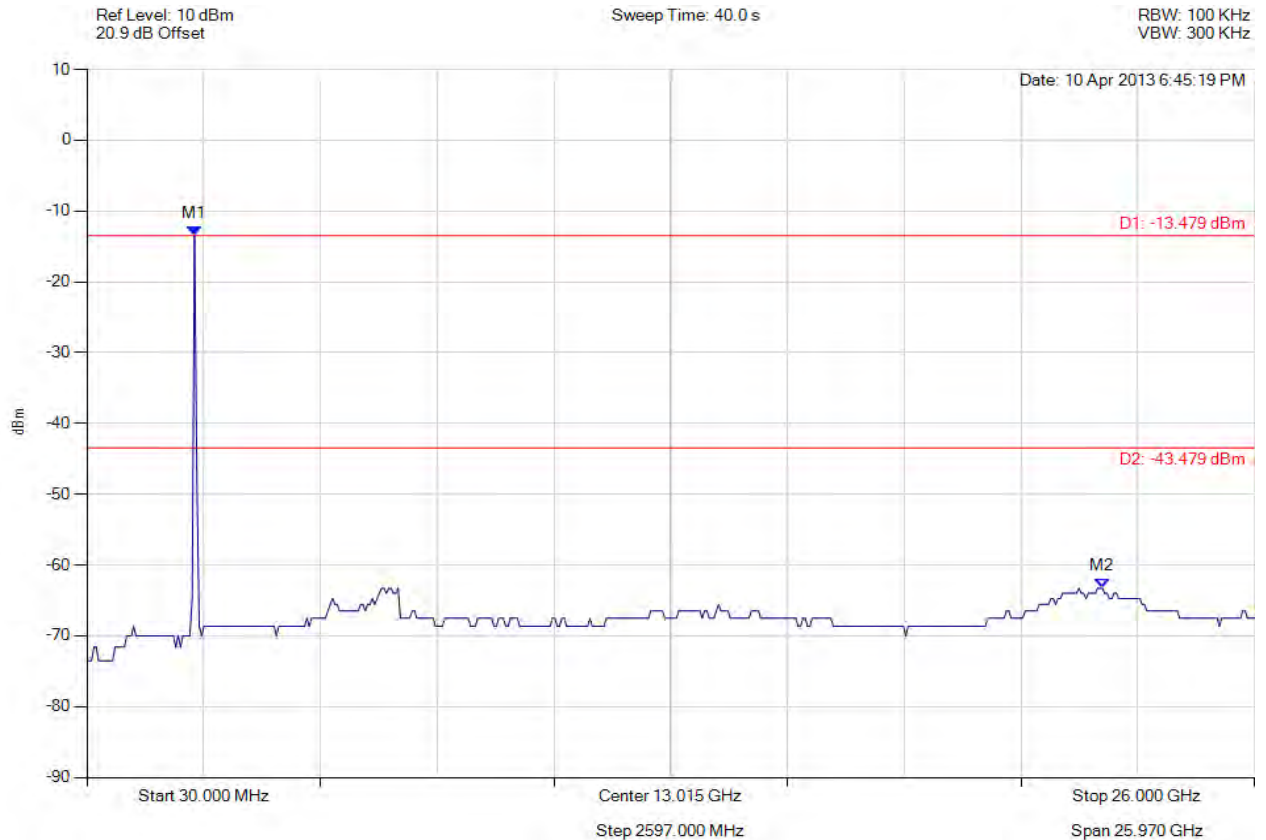


Title: APIN0114, APIN0115 802.11a/b/g/n
To: FCC 47 CFR Part 15.247 & IC RSS-210
Serial #: ARUB148-U4 Rev A
Issue Date: 2nd August 2013
Page: 290 of 394



CONDUCTED SPURIOUS EMISSIONS

Variant: 802.11n HT-20, Channel: 2462.00 MHz, Chain c, Temp: Ambient, Voltage: 12 Vdc



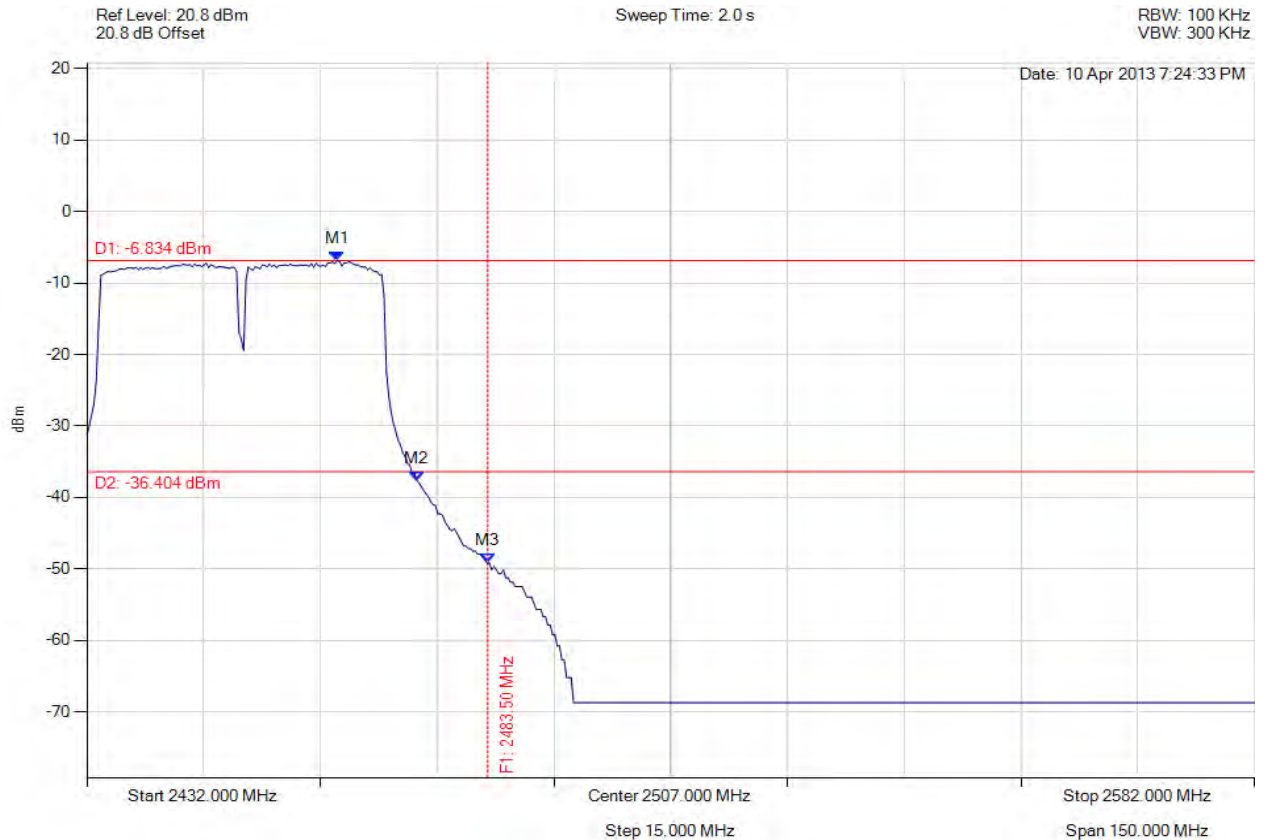
Analyser Setup	Marker : Frequency : Amplitude	Test Results
Detector = AVERAGE Sweep Count = 0 RF Atten (dB) = 10 Trace Mode = VIEW	M1 : 2424.028 MHz : -13.479 dBm M2 : 22.617 GHz : -63.286 dBm	Limit: -43.48 dBm Margin: -19.81 dB

[Back to the Matrix](#)

This test report may be reproduced in full only. The document may only be updated by MiCOM Labs personnel. Any changes will be noted in the Document History section of the report.

CONDUCTED HIGH BAND-EDGE EMISSION

Variant: 802.11n HT-40, Channel: 2452.00 MHz, Chain a, Temp: Ambient, Voltage: 12 Vdc



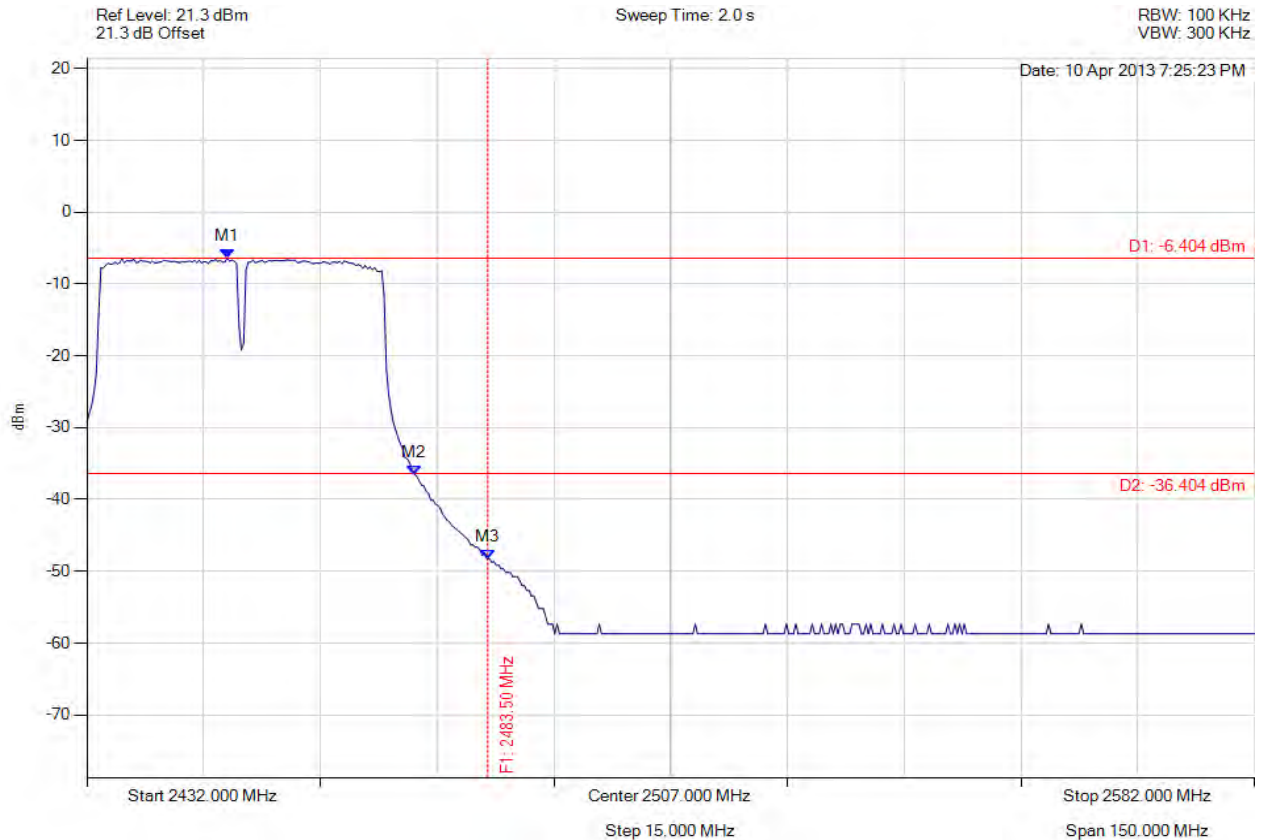
Analyser Setup	Marker : Frequency : Amplitude	Test Results
Detector = AVERAGE Sweep Count = 0 RF Atten (dB) = 10 Trace Mode = VIEW	M1 : 2464.164 MHz : -6.834 dBm M2 : 2474.385 MHz : -37.619 dBm M3 : 2483.500 MHz : -49.190 dBm	Limit: -36.40 dBm Margin: -12.79 dB

[Back to the Matrix](#)

This test report may be reproduced in full only. The document may only be updated by MiCOM Labs personnel. Any changes will be noted in the Document History section of the report.

CONDUCTED HIGH BAND-EDGE EMISSION

Variant: 802.11n HT-40, Channel: 2452.00 MHz, Chain b, Temp: Ambient, Voltage: 12 Vdc



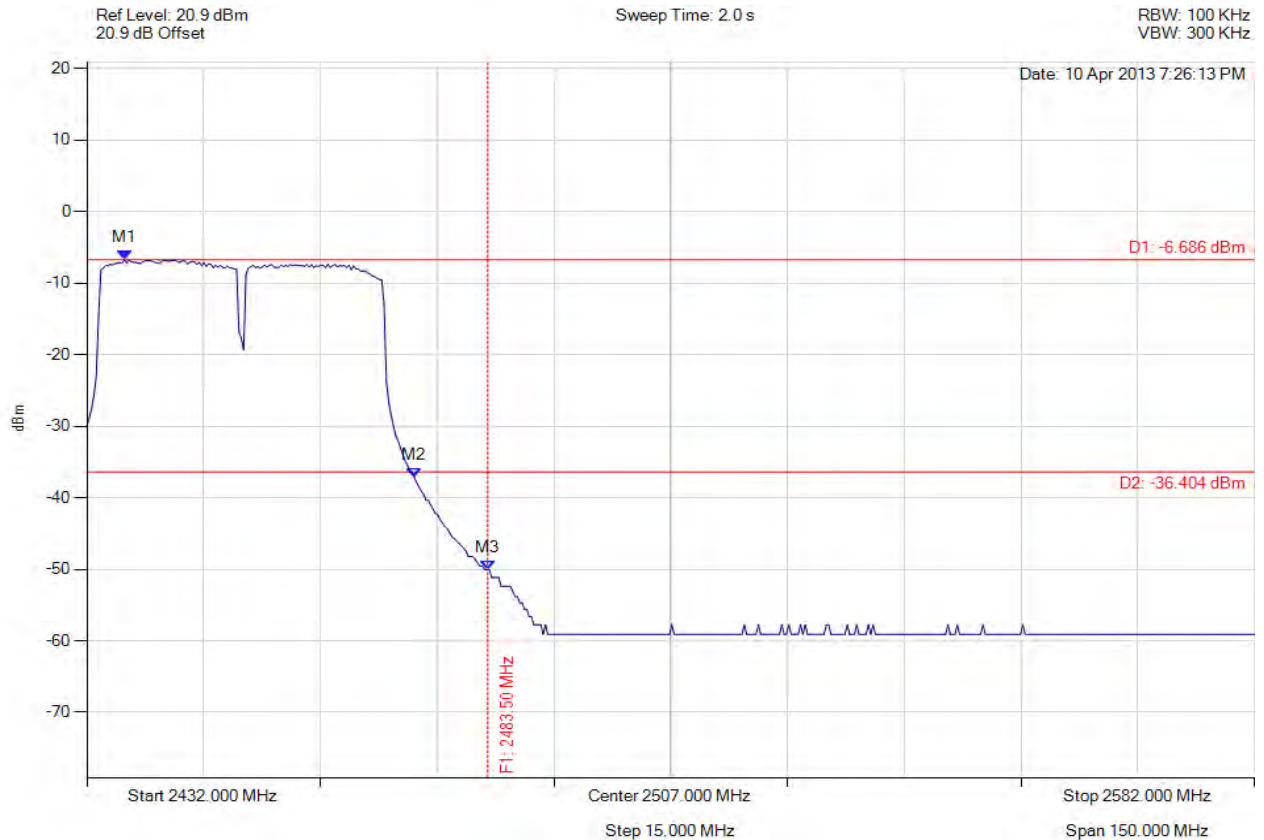
Analyser Setup	Marker : Frequency : Amplitude	Test Results
Detector = AVERAGE Sweep Count = 0 RF Atten (dB) = 20 Trace Mode = VIEW	M1 : 2450.036 MHz : -6.404 dBm M2 : 2474.084 MHz : -36.536 dBm M3 : 2483.500 MHz : -48.245 dBm	Limit: -36.40 dBm Margin: -11.84 dB

[Back to the Matrix](#)

This test report may be reproduced in full only. The document may only be updated by MiCOM Labs personnel. Any changes will be noted in the Document History section of the report.

CONDUCTED HIGH BAND-EDGE EMISSION

Variant: 802.11n HT-40, Channel: 2452.00 MHz, Chain c, Temp: Ambient, Voltage: 12 Vdc



Analyser Setup	Marker : Frequency : Amplitude	Test Results
Detector = AVERAGE Sweep Count = 0 RF Atten (dB) = 20 Trace Mode = VIEW	M1 : 2436.810 MHz : -6.686 dBm M2 : 2474.084 MHz : -37.164 dBm M3 : 2483.500 MHz : -50.056 dBm	Limit: -36.40 dBm Margin: -13.66 dB

[Back to the Matrix](#)

This test report may be reproduced in full only. The document may only be updated by MiCOM Labs personnel. Any changes will be noted in the Document History section of the report.

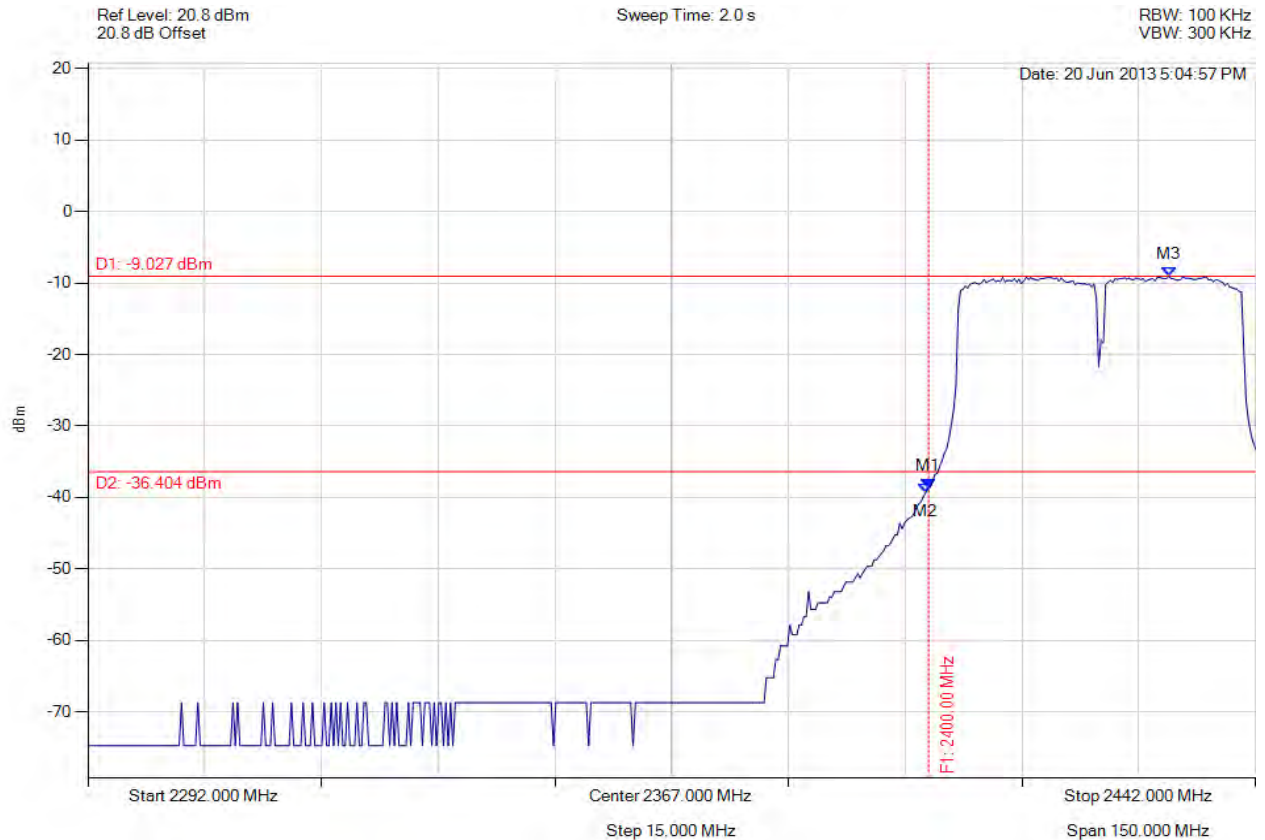


Title: APIN0114, APIN0115 802.11a/b/g/n
To: FCC 47 CFR Part 15.247 & IC RSS-210
Serial #: ARUB148-U4 Rev A
Issue Date: 2nd August 2013
Page: 294 of 394



CONDUCTED LOW BAND-EDGE EMISSIONS - AVERAGE

Variant: 802.11n HT-40, Channel: 2422.00 MHz, Chain a, Temp: Ambient, Voltage: 12 Vdc



Analyser Setup	Marker : Frequency : Amplitude	Test Results
Detector = AVERAGE Sweep Count = 0 RF Atten (dB) = 10 Trace Mode = VIEW	M1 : 2400.000 MHz : -38.779 dBm M2 : 2399.615 MHz : -39.348 dBm M3 : 2430.878 MHz : -9.027 dBm	Limit: -36.40 dBm Margin: -2.38 dB

[Back to the Matrix](#)

This test report may be reproduced in full only. The document may only be updated by MiCOM Labs personnel. Any changes will be noted in the Document History section of the report.

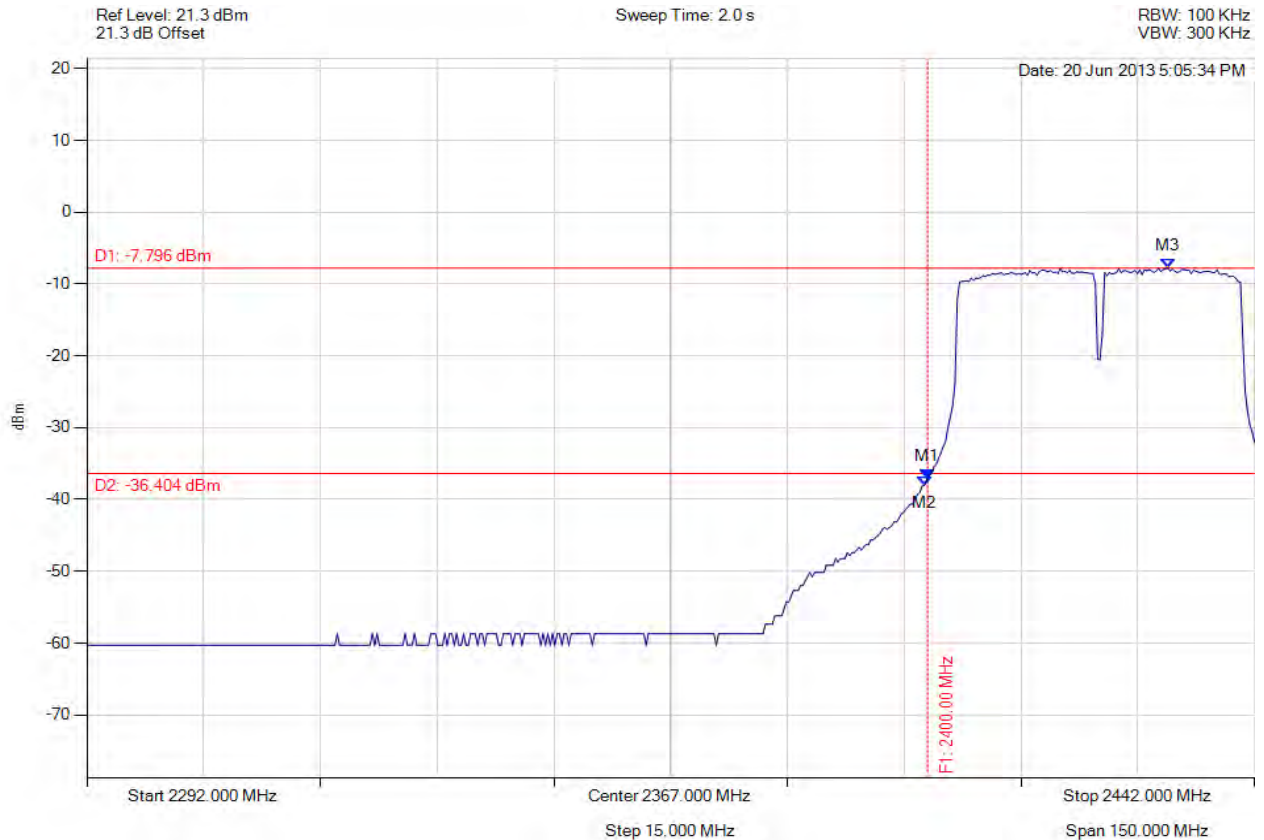


Title: APIN0114, APIN0115 802.11a/b/g/n
To: FCC 47 CFR Part 15.247 & IC RSS-210
Serial #: ARUB148-U4 Rev A
Issue Date: 2nd August 2013
Page: 295 of 394



CONDUCTED LOW BAND-EDGE EMISSIONS - AVERAGE

Variant: 802.11n HT-40, Channel: 2422.00 MHz, Chain b, Temp: Ambient, Voltage: 12 Vdc



Analyser Setup	Marker : Frequency : Amplitude	Test Results
Detector = AVERAGE Sweep Count = 0 RF Atten (dB) = 20 Trace Mode = VIEW	M1 : 2400.000 MHz : -37.119 dBm M2 : 2399.615 MHz : -38.007 dBm M3 : 2430.878 MHz : -7.796 dBm	Limit: -36.40 dBm Margin: -0.72 dB

[Back to the Matrix](#)

This test report may be reproduced in full only. The document may only be updated by MiCOM Labs personnel. Any changes will be noted in the Document History section of the report.

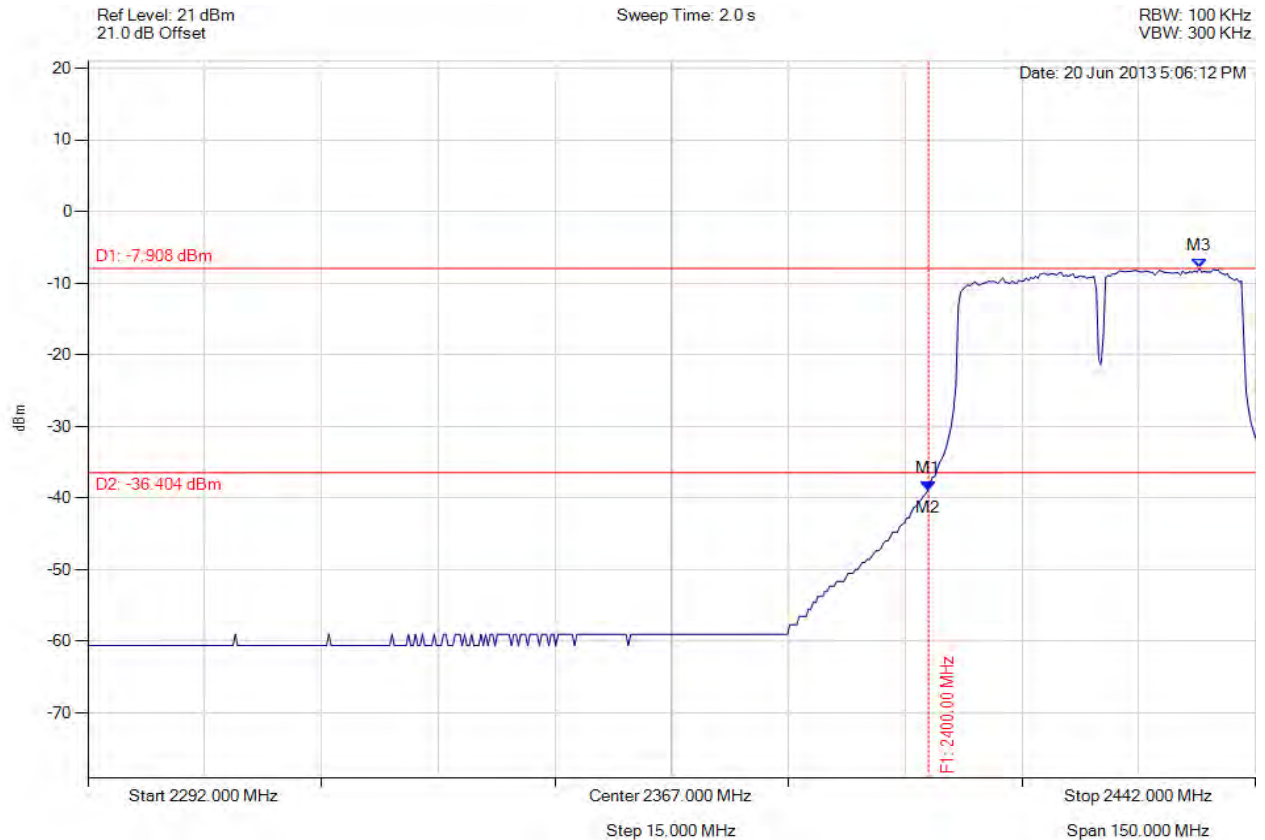


Title: APIN0114, APIN0115 802.11a/b/g/n
To: FCC 47 CFR Part 15.247 & IC RSS-210
Serial #: ARUB148-U4 Rev A
Issue Date: 2nd August 2013
Page: 296 of 394



CONDUCTED LOW BAND-EDGE EMISSIONS - AVERAGE

Variant: 802.11n HT-40, Channel: 2422.00 MHz, Chain c, Temp: Ambient, Voltage: 12 Vdc



Analyser Setup	Marker : Frequency : Amplitude	Test Results
Detector = AVERAGE Sweep Count = 0 RF Atten (dB) = 20 Trace Mode = VIEW	M1 : 2400.000 MHz : -38.859 dBm M2 : 2399.916 MHz : -38.859 dBm M3 : 2434.786 MHz : -7.908 dBm	Limit: -36.40 dBm Margin: -2.46 dB

[Back to the Matrix](#)

This test report may be reproduced in full only. The document may only be updated by MiCOM Labs personnel. Any changes will be noted in the Document History section of the report.

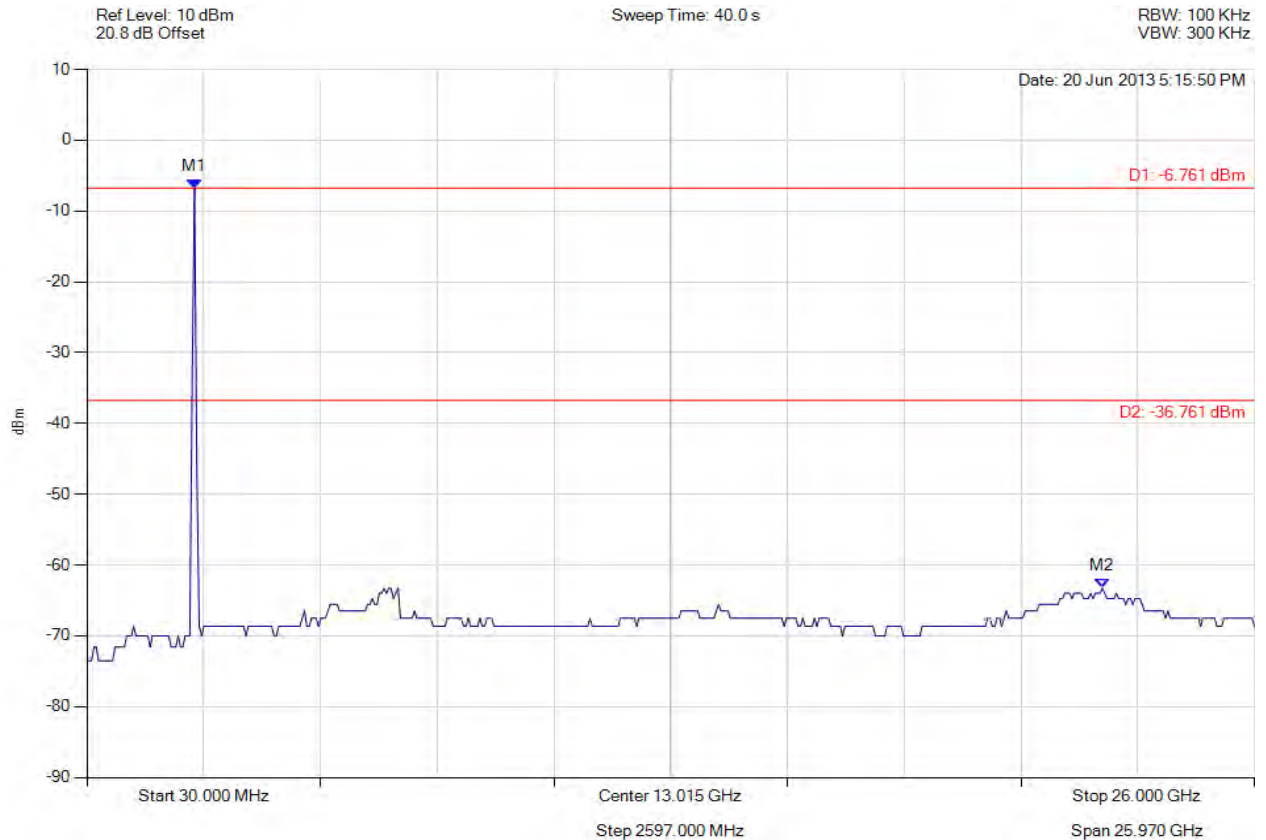


Title: APIN0114, APIN0115 802.11a/b/g/n
To: FCC 47 CFR Part 15.247 & IC RSS-210
Serial #: ARUB148-U4 Rev A
Issue Date: 2nd August 2013
Page: 297 of 394



CONDUCTED SPURIOUS EMISSIONS - AVERAGE

Variant: 802.11n HT-40, Channel: 2437.00 MHz, Chain a, Temp: Ambient, Voltage: 12 Vdc



Analyser Setup	Marker : Frequency : Amplitude	Test Results
Detector = AVERAGE Sweep Count = 0 RF Atten (dB) = 10 Trace Mode = VIEW	M1 : 2424.028 MHz : -6.761 dBm M2 : 22.617 GHz : -63.286 dBm	Limit: -36.76 dBm Margin: -26.53 dB

[Back to the Matrix](#)

This test report may be reproduced in full only. The document may only be updated by MiCOM Labs personnel. Any changes will be noted in the Document History section of the report.

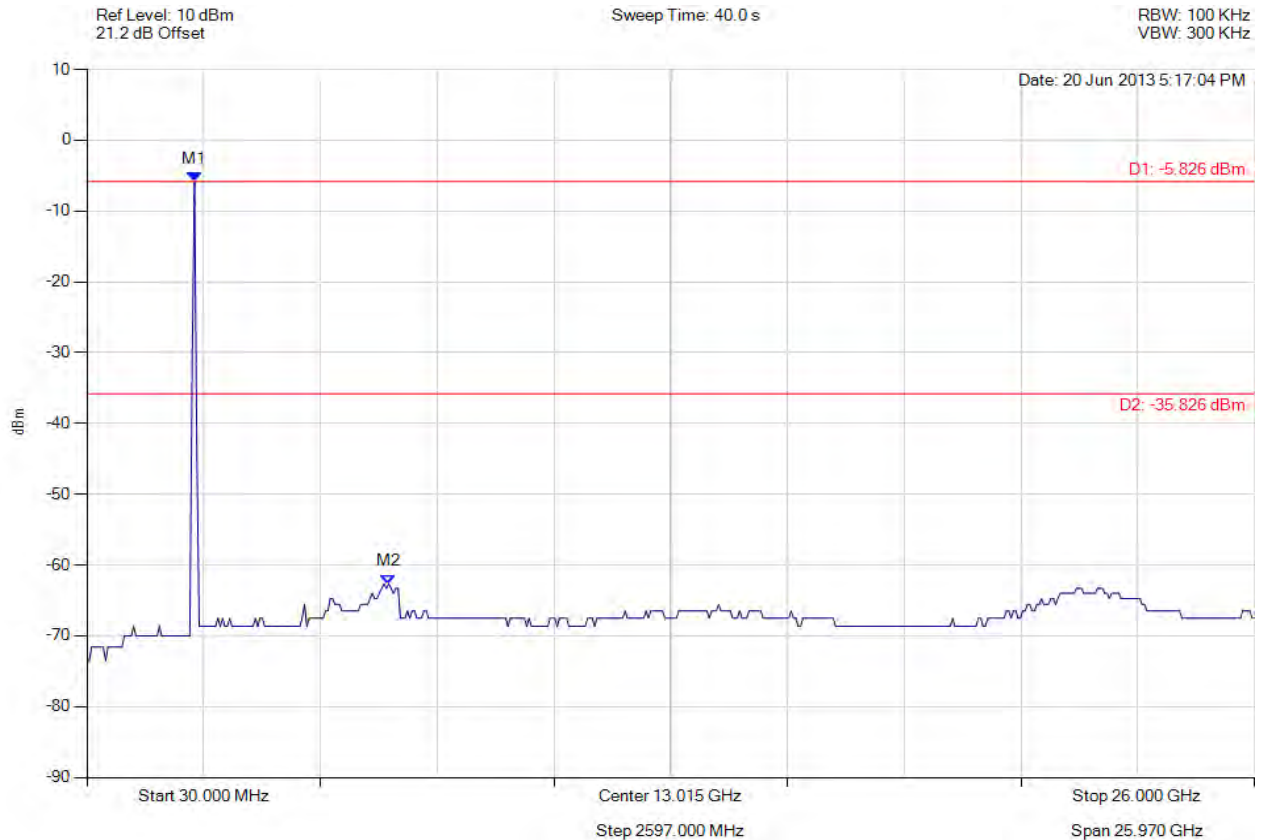


Title: APIN0114, APIN0115 802.11a/b/g/n
To: FCC 47 CFR Part 15.247 & IC RSS-210
Serial #: ARUB148-U4 Rev A
Issue Date: 2nd August 2013
Page: 298 of 394



CONDUCTED SPURIOUS EMISSIONS - AVERAGE

Variant: 802.11n HT-40, Channel: 2437.00 MHz, Chain b, Temp: Ambient, Voltage: 12 Vdc



Analyser Setup	Marker : Frequency : Amplitude	Test Results
Detector = AVERAGE Sweep Count = 0 RF Atten (dB) = 10 Trace Mode = VIEW	M1 : 2424.028 MHz : -5.826 dBm M2 : 6743.687 MHz : -62.643 dBm	Limit: -35.83 dBm Margin: -26.81 dB

[Back to the Matrix](#)

This test report may be reproduced in full only. The document may only be updated by MiCOM Labs personnel. Any changes will be noted in the Document History section of the report.

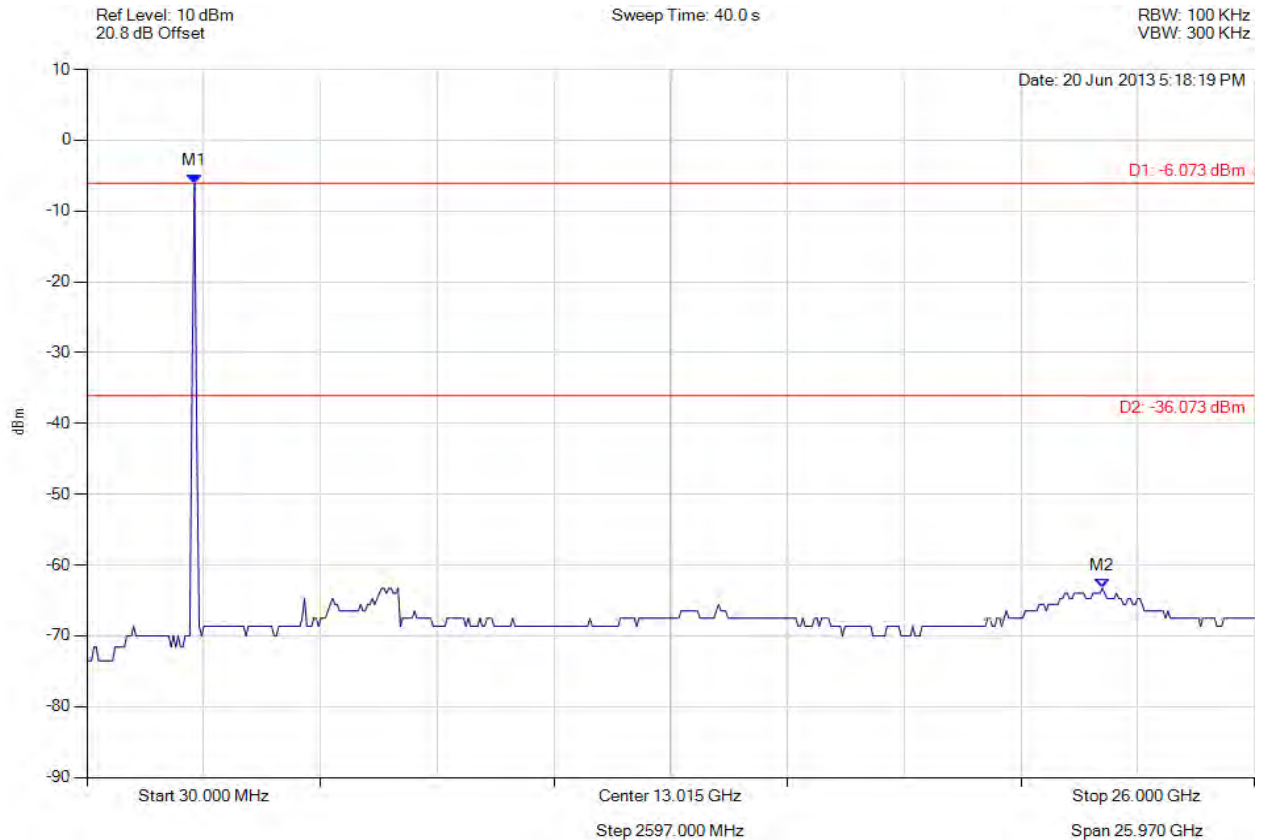


Title: APIN0114, APIN0115 802.11a/b/g/n
To: FCC 47 CFR Part 15.247 & IC RSS-210
Serial #: ARUB148-U4 Rev A
Issue Date: 2nd August 2013
Page: 299 of 394



CONDUCTED SPURIOUS EMISSIONS - AVERAGE

Variant: 802.11n HT-40, Channel: 2437.00 MHz, Chain c, Temp: Ambient, Voltage: 12 Vdc



Analyser Setup	Marker : Frequency : Amplitude	Test Results
Detector = AVERAGE Sweep Count = 0 RF Atten (dB) = 10 Trace Mode = VIEW	M1 : 2424.028 MHz : -6.073 dBm M2 : 22.617 GHz : -63.286 dBm	Limit: -36.07 dBm Margin: -27.22 dB

[Back to the Matrix](#)

This test report may be reproduced in full only. The document may only be updated by MiCOM Labs personnel. Any changes will be noted in the Document History section of the report.

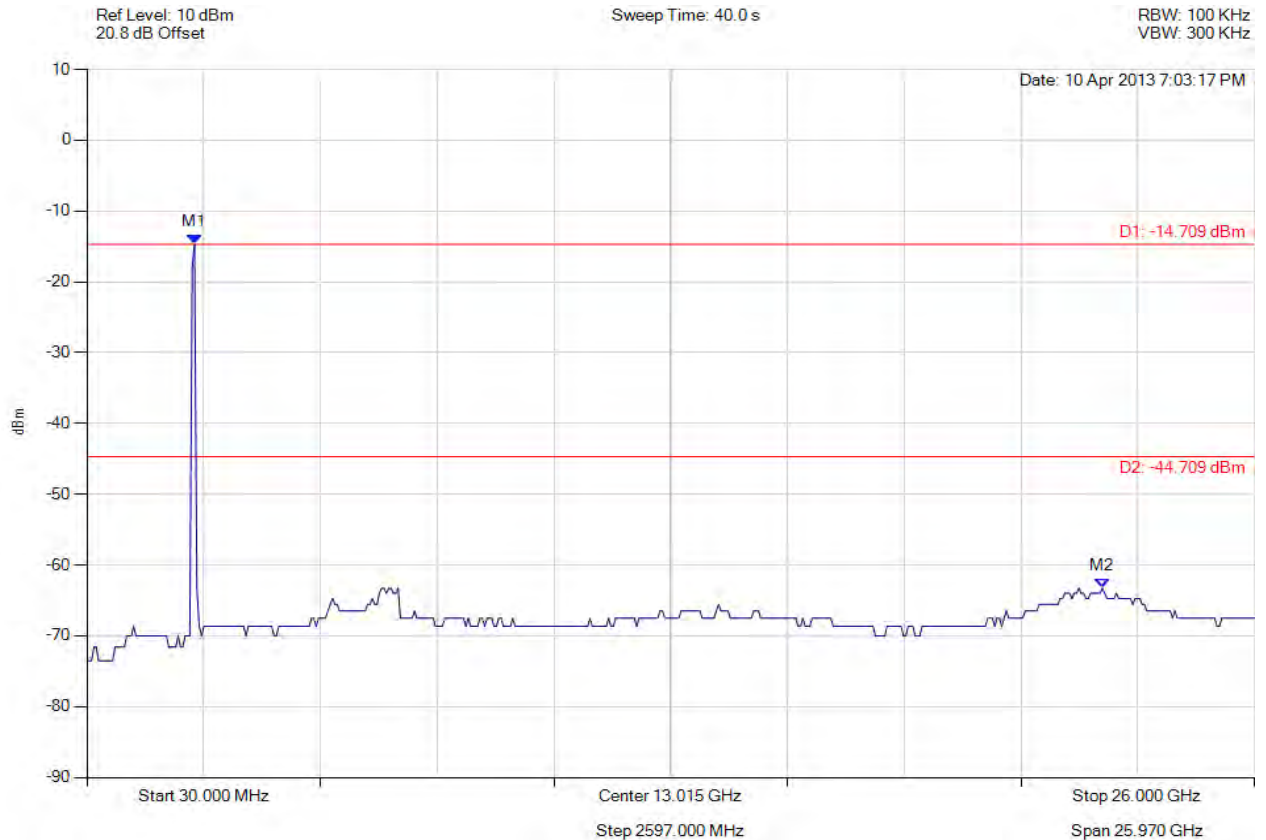


Title: APIN0114, APIN0115 802.11a/b/g/n
To: FCC 47 CFR Part 15.247 & IC RSS-210
Serial #: ARUB148-U4 Rev A
Issue Date: 2nd August 2013
Page: 300 of 394



CONDUCTED SPURIOUS EMISSIONS

Variant: 802.11n HT-40, Channel: 2422.00 MHz, Chain a, Temp: Ambient, Voltage: 12 Vdc



Analyser Setup	Marker : Frequency : Amplitude	Test Results
Detector = AVERAGE Sweep Count = 0 RF Atten (dB) = 10 Trace Mode = VIEW	M1 : 2424.028 MHz : -14.709 dBm M2 : 22.617 GHz : -63.286 dBm	Limit: -44.71 dBm Margin: -18.58 dB

[Back to the Matrix](#)

This test report may be reproduced in full only. The document may only be updated by MiCOM Labs personnel. Any changes will be noted in the Document History section of the report.

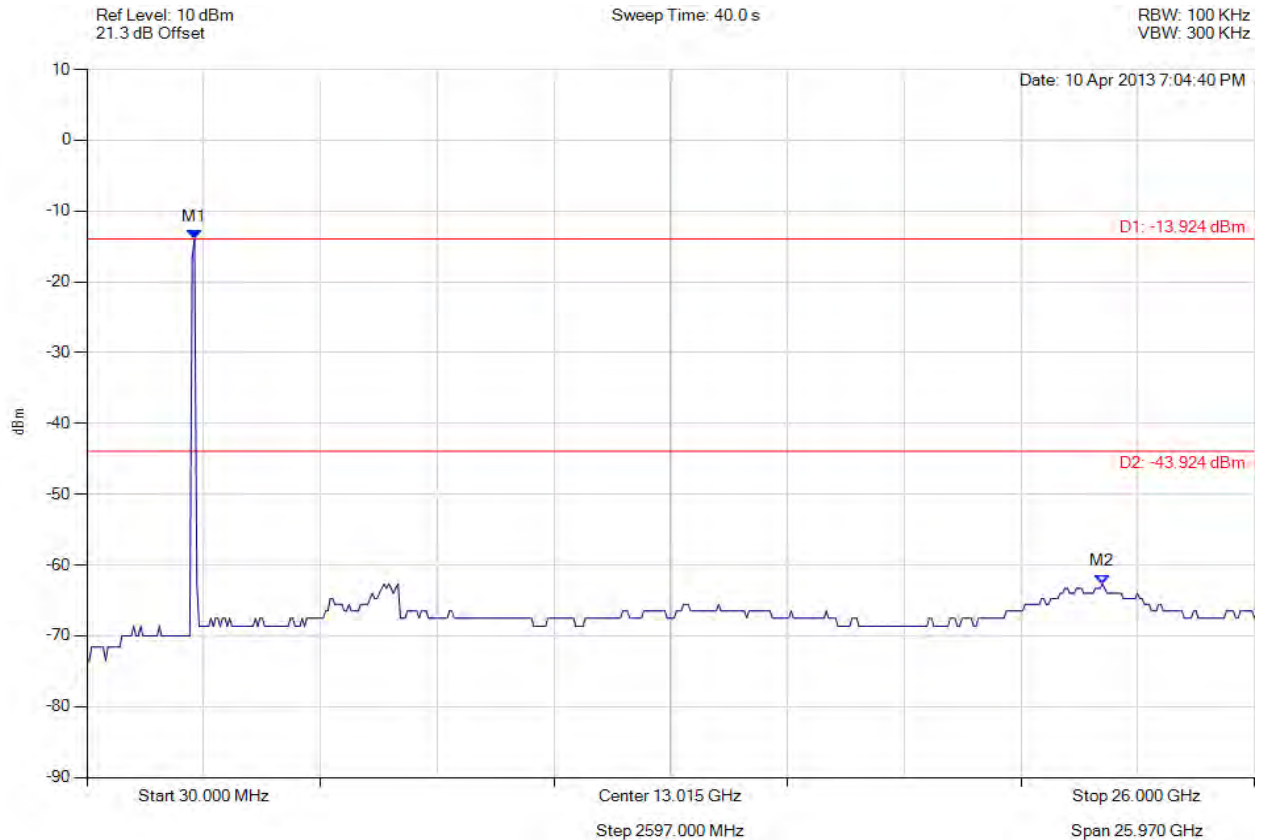


Title: APIN0114, APIN0115 802.11a/b/g/n
To: FCC 47 CFR Part 15.247 & IC RSS-210
Serial #: ARUB148-U4 Rev A
Issue Date: 2nd August 2013
Page: 301 of 394



CONDUCTED SPURIOUS EMISSIONS

Variant: 802.11n HT-40, Channel: 2422.00 MHz, Chain b, Temp: Ambient, Voltage: 12 Vdc



Analyser Setup	Marker : Frequency : Amplitude	Test Results
Detector = AVERAGE Sweep Count = 0 RF Atten (dB) = 10 Trace Mode = VIEW	M1 : 2424.028 MHz : -13.924 dBm M2 : 22.617 GHz : -62.643 dBm	Limit: -43.92 dBm Margin: -18.72 dB

[Back to the Matrix](#)

This test report may be reproduced in full only. The document may only be updated by MiCOM Labs personnel. Any changes will be noted in the Document History section of the report.

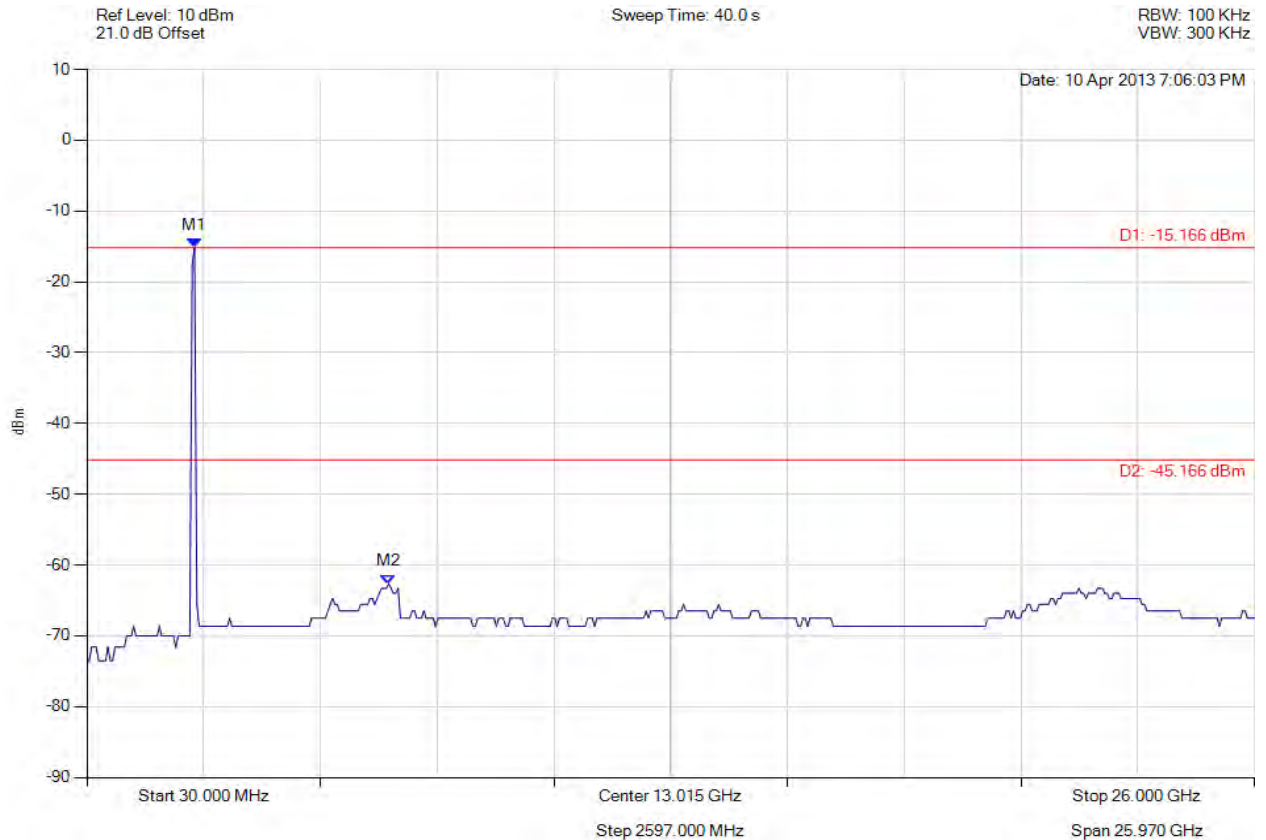


Title: APIN0114, APIN0115 802.11a/b/g/n
To: FCC 47 CFR Part 15.247 & IC RSS-210
Serial #: ARUB148-U4 Rev A
Issue Date: 2nd August 2013
Page: 302 of 394



CONDUCTED SPURIOUS EMISSIONS

Variant: 802.11n HT-40, Channel: 2422.00 MHz, Chain c, Temp: Ambient, Voltage: 12 Vdc



Analyser Setup	Marker : Frequency : Amplitude	Test Results
Detector = AVERAGE Sweep Count = 0 RF Atten (dB) = 10 Trace Mode = VIEW	M1 : 2424.028 MHz : -15.166 dBm M2 : 6743.687 MHz : -62.643 dBm	Limit: -45.17 dBm Margin: -17.47 dB

[Back to the Matrix](#)

This test report may be reproduced in full only. The document may only be updated by MiCOM Labs personnel. Any changes will be noted in the Document History section of the report.

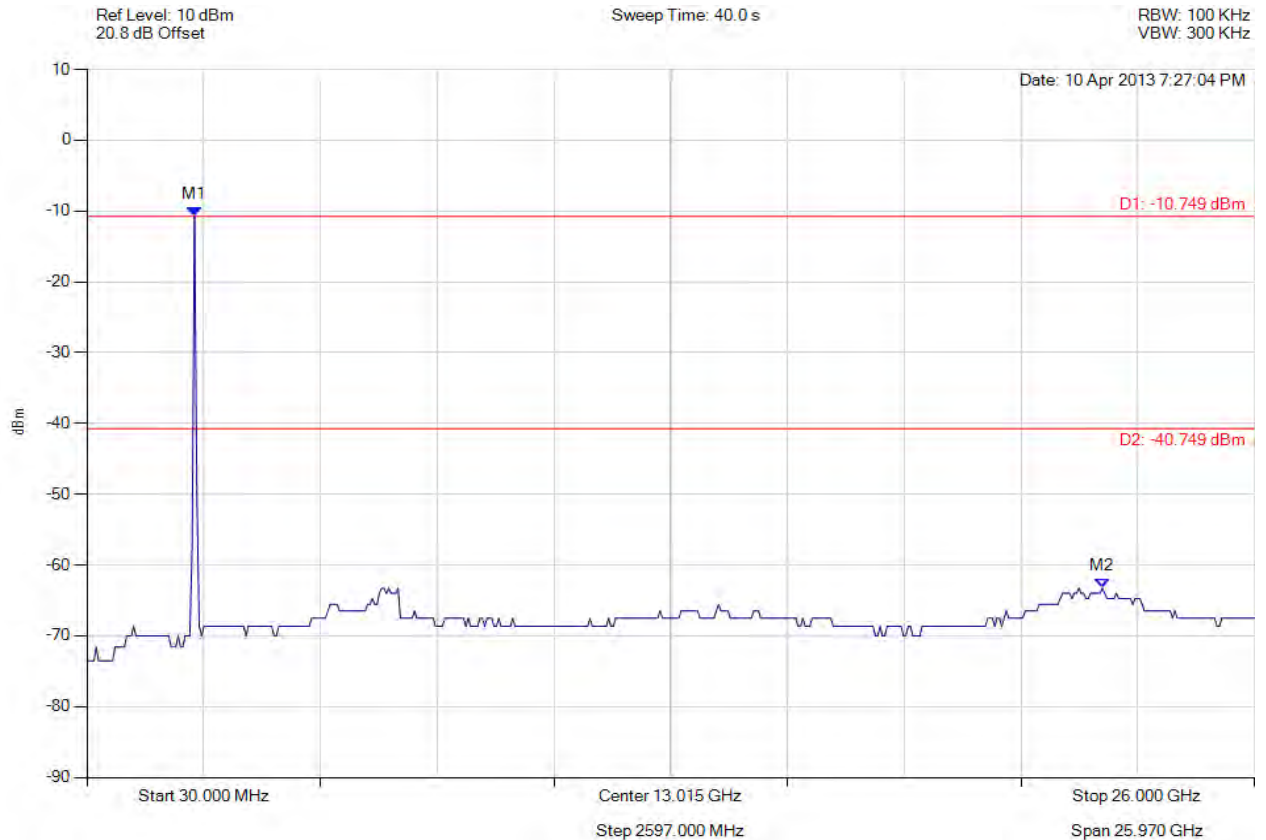


Title: APIN0114, APIN0115 802.11a/b/g/n
To: FCC 47 CFR Part 15.247 & IC RSS-210
Serial #: ARUB148-U4 Rev A
Issue Date: 2nd August 2013
Page: 303 of 394



CONDUCTED SPURIOUS EMISSIONS

Variant: 802.11n HT-40, Channel: 2452.00 MHz, Chain a, Temp: Ambient, Voltage: 12 Vdc



Analyser Setup	Marker : Frequency : Amplitude	Test Results
Detector = AVERAGE Sweep Count = 0 RF Atten (dB) = 10 Trace Mode = VIEW	M1 : 2424.028 MHz : -10.749 dBm M2 : 22.617 GHz : -63.286 dBm	Limit: -40.75 dBm Margin: -22.54 dB

[Back to the Matrix](#)

This test report may be reproduced in full only. The document may only be updated by MiCOM Labs personnel. Any changes will be noted in the Document History section of the report.

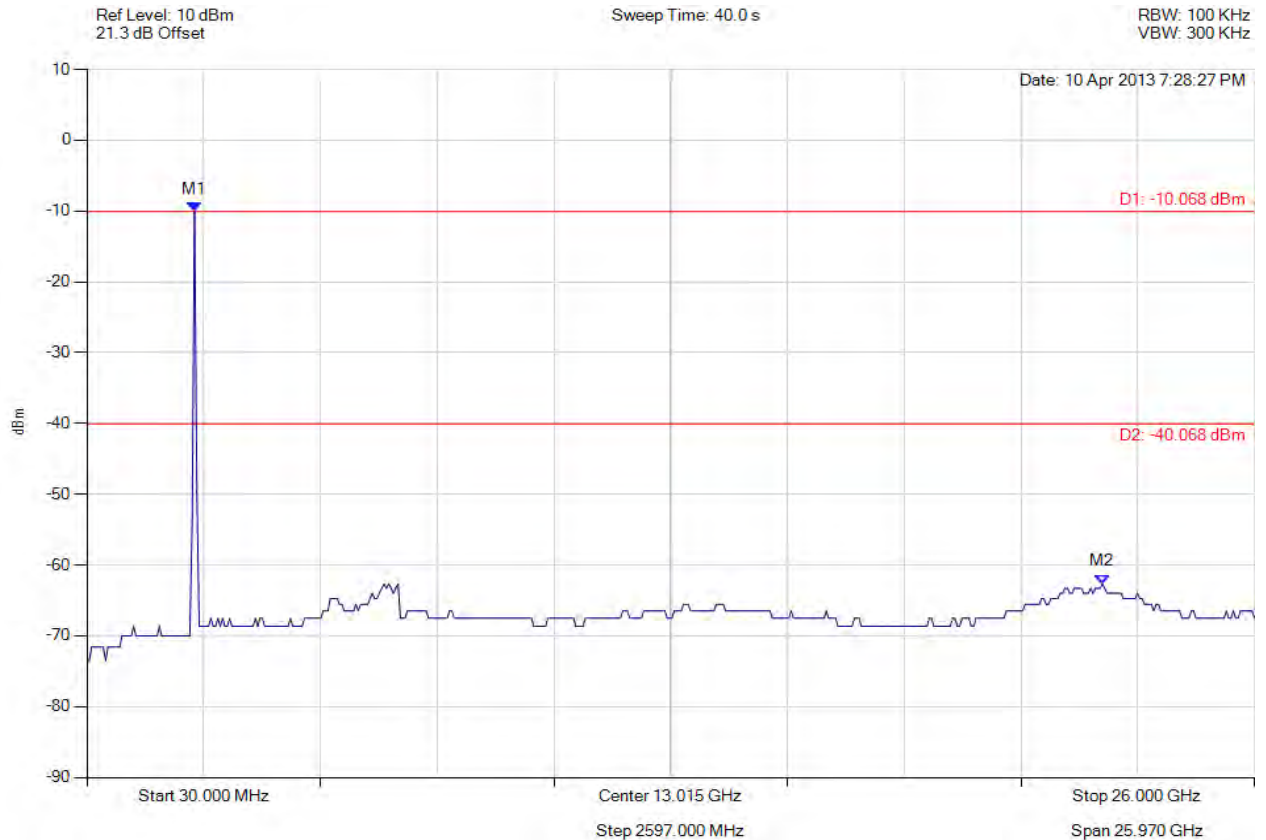


Title: APIN0114, APIN0115 802.11a/b/g/n
To: FCC 47 CFR Part 15.247 & IC RSS-210
Serial #: ARUB148-U4 Rev A
Issue Date: 2nd August 2013
Page: 304 of 394



CONDUCTED SPURIOUS EMISSIONS

Variant: 802.11n HT-40, Channel: 2452.00 MHz, Chain b, Temp: Ambient, Voltage: 12 Vdc



Analyser Setup	Marker : Frequency : Amplitude	Test Results
Detector = AVERAGE Sweep Count = 0 RF Atten (dB) = 10 Trace Mode = VIEW	M1 : 2424.028 MHz : -10.068 dBm M2 : 22.617 GHz : -62.643 dBm	Limit: -40.07 dBm Margin: -22.57 dB

[Back to the Matrix](#)

This test report may be reproduced in full only. The document may only be updated by MiCOM Labs personnel. Any changes will be noted in the Document History section of the report.

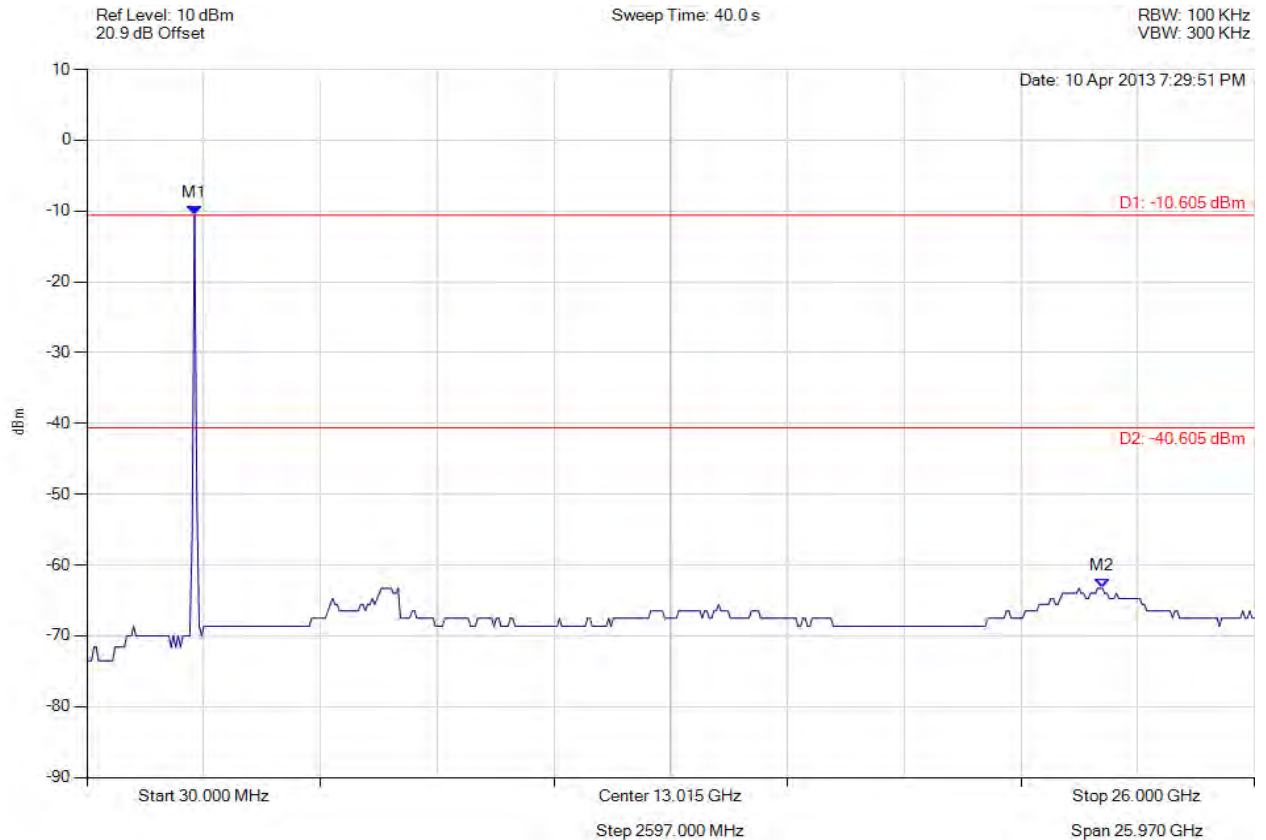


Title: APIN0114, APIN0115 802.11a/b/g/n
To: FCC 47 CFR Part 15.247 & IC RSS-210
Serial #: ARUB148-U4 Rev A
Issue Date: 2nd August 2013
Page: 305 of 394



CONDUCTED SPURIOUS EMISSIONS

Variant: 802.11n HT-40, Channel: 2452.00 MHz, Chain c, Temp: Ambient, Voltage: 12 Vdc



Analyser Setup	Marker : Frequency : Amplitude	Test Results
Detector = AVERAGE Sweep Count = 0 RF Atten (dB) = 10 Trace Mode = VIEW	M1 : 2424.028 MHz : -10.605 dBm M2 : 22.617 GHz : -63.286 dBm	Limit: -40.61 dBm Margin: -22.68 dB

[Back to the Matrix](#)

This test report may be reproduced in full only. The document may only be updated by MiCOM Labs personnel. Any changes will be noted in the Document History section of the report.

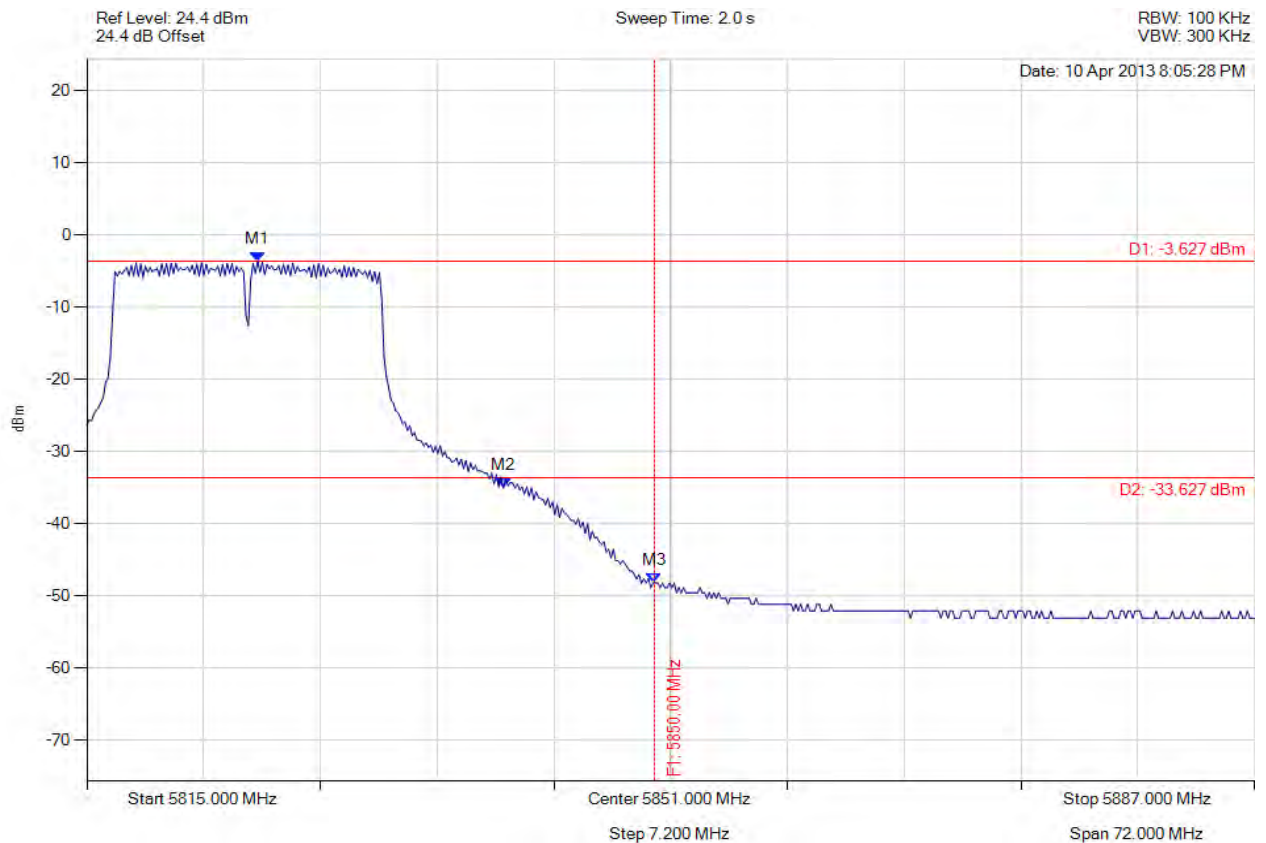


Title: APIN0114, APIN0115 802.11a/b/g/n
To: FCC 47 CFR Part 15.247 & IC RSS-210
Serial #: ARUB148-U4 Rev A
Issue Date: 2nd August 2013
Page: 306 of 394



CONDUCTED HIGH BAND-EDGE EMISSION

Variant: 802.11a, Channel: 5825.00 MHz, Chain a, Temp: Ambient, Voltage: 12 Vdc



Analyser Setup	Marker : Frequency : Amplitude	Test Results
Detector = AVERAGE Sweep Count = 0 RF Atten (dB) = 20 Trace Mode = VIEW	M1 : 5825.533 MHz : -3.627 dBm M2 : 5840.683 MHz : -35.042 dBm M3 : 5850.000 MHz : -48.243 dBm	Limit: -33.63 dBm Margin: -14.61 dB

[Back to the Matrix](#)

This test report may be reproduced in full only. The document may only be updated by MiCOM Labs personnel. Any changes will be noted in the Document History section of the report.

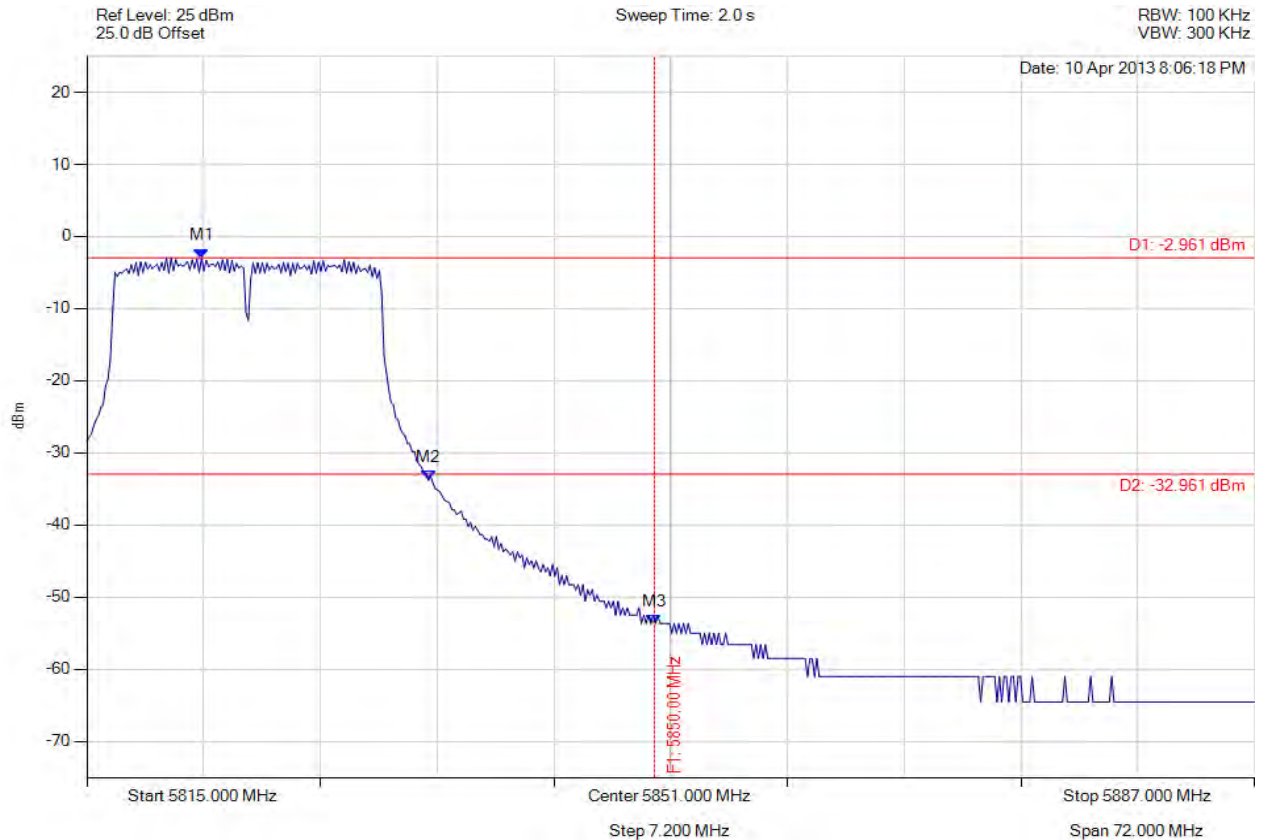


Title: APIN0114, APIN0115 802.11a/b/g/n
To: FCC 47 CFR Part 15.247 & IC RSS-210
Serial #: ARUB148-U4 Rev A
Issue Date: 2nd August 2013
Page: 307 of 394



CONDUCTED HIGH BAND-EDGE EMISSION

Variant: 802.11a, Channel: 5825.00 MHz, Chain b, Temp: Ambient, Voltage: 12 Vdc



Analyser Setup	Marker : Frequency : Amplitude	Test Results
Detector = AVERAGE Sweep Count = 0 RF Atten (dB) = 10 Trace Mode = VIEW	M1 : 5822.070 MHz : -2.961 dBm M2 : 5836.066 MHz : -33.788 dBm M3 : 5850.000 MHz : -53.663 dBm	Limit: -32.96 dBm Margin: -20.70 dB

[Back to the Matrix](#)

This test report may be reproduced in full only. The document may only be updated by MiCOM Labs personnel. Any changes will be noted in the Document History section of the report.

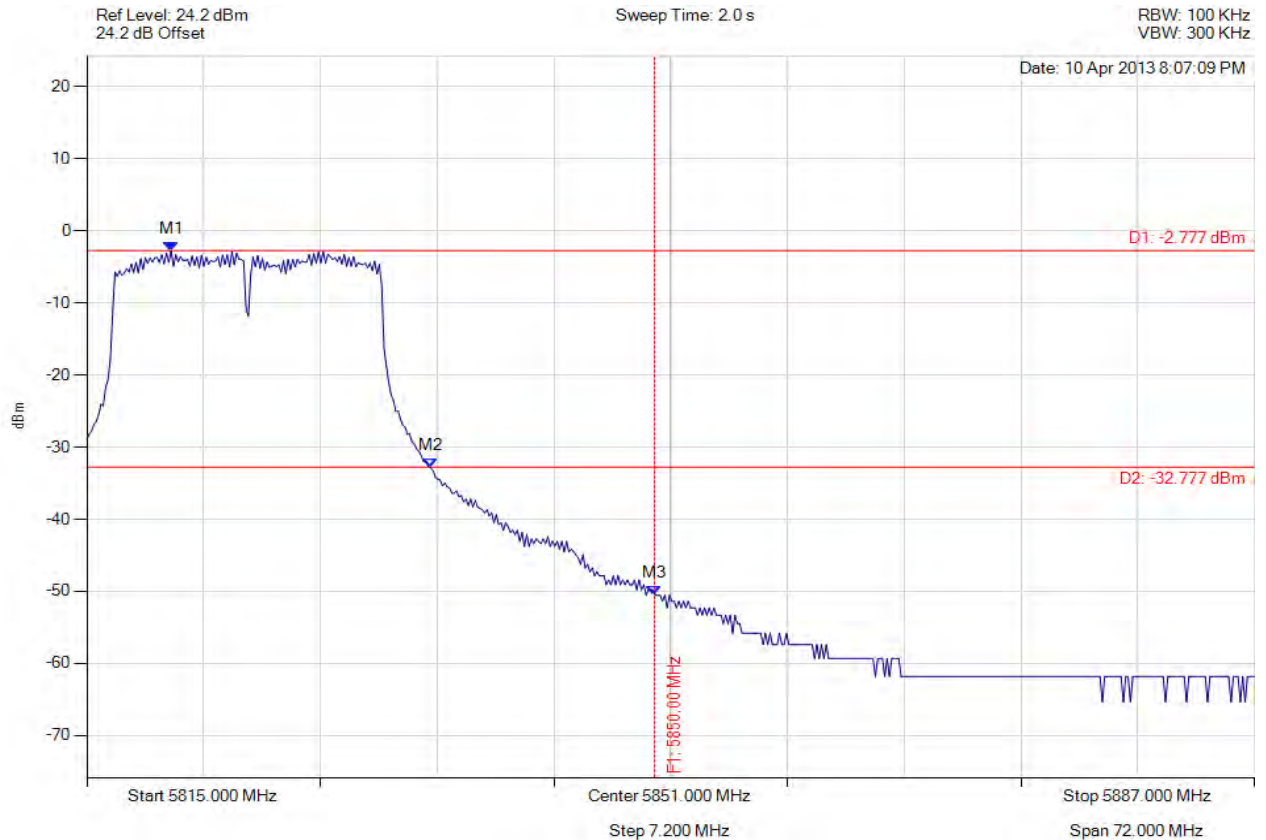


Title: APIN0114, APIN0115 802.11a/b/g/n
To: FCC 47 CFR Part 15.247 & IC RSS-210
Serial #: ARUB148-U4 Rev A
Issue Date: 2nd August 2013
Page: 308 of 394



CONDUCTED HIGH BAND-EDGE EMISSION

Variant: 802.11a, Channel: 5825.00 MHz, Chain c, Temp: Ambient, Voltage: 12 Vdc



Analyser Setup	Marker : Frequency : Amplitude	Test Results
Detector = AVERAGE Sweep Count = 0 RF Atten (dB) = 10 Trace Mode = VIEW	M1 : 5820.194 MHz : -2.777 dBm M2 : 5836.210 MHz : -32.880 dBm M3 : 5850.000 MHz : -50.537 dBm	Limit: -32.78 dBm Margin: -17.76 dB

[Back to the Matrix](#)

This test report may be reproduced in full only. The document may only be updated by MiCOM Labs personnel. Any changes will be noted in the Document History section of the report.

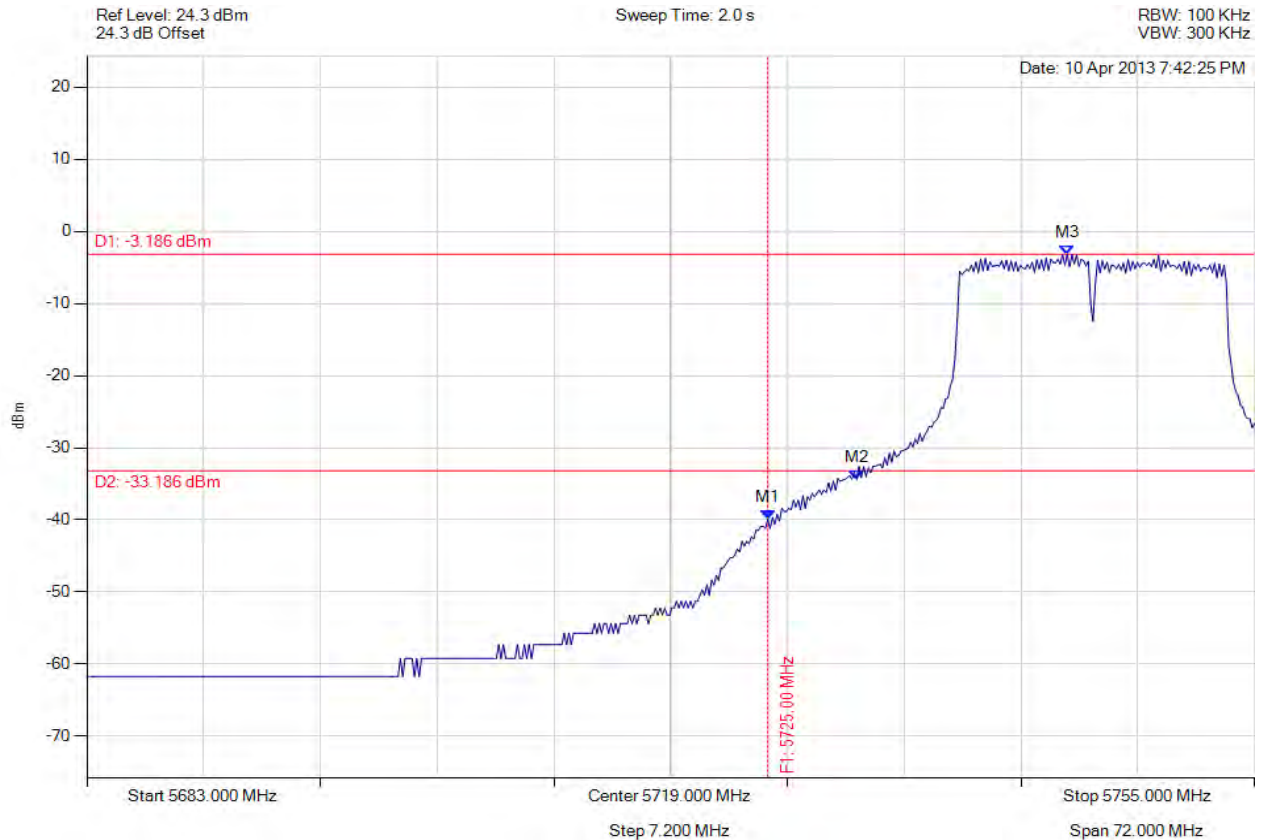


Title: APIN0114, APIN0115 802.11a/b/g/n
To: FCC 47 CFR Part 15.247 & IC RSS-210
Serial #: ARUB148-U4 Rev A
Issue Date: 2nd August 2013
Page: 309 of 394



CONDUCTED LOW BAND-EDGE EMISSION

Variant: 802.11a, Channel: 5745.00 MHz, Chain a, Temp: Ambient, Voltage: 12 Vdc



Analyser Setup	Marker : Frequency : Amplitude	Test Results
Detector = AVERAGE Sweep Count = 0 RF Atten (dB) = 10 Trace Mode = VIEW	M1 : 5725.000 MHz : -39.901 dBm M2 : 5730.471 MHz : -34.363 dBm M3 : 5743.457 MHz : -3.186 dBm	Limit: -33.19 dBm Margin: -6.71 dB

[Back to the Matrix](#)

This test report may be reproduced in full only. The document may only be updated by MiCOM Labs personnel. Any changes will be noted in the Document History section of the report.

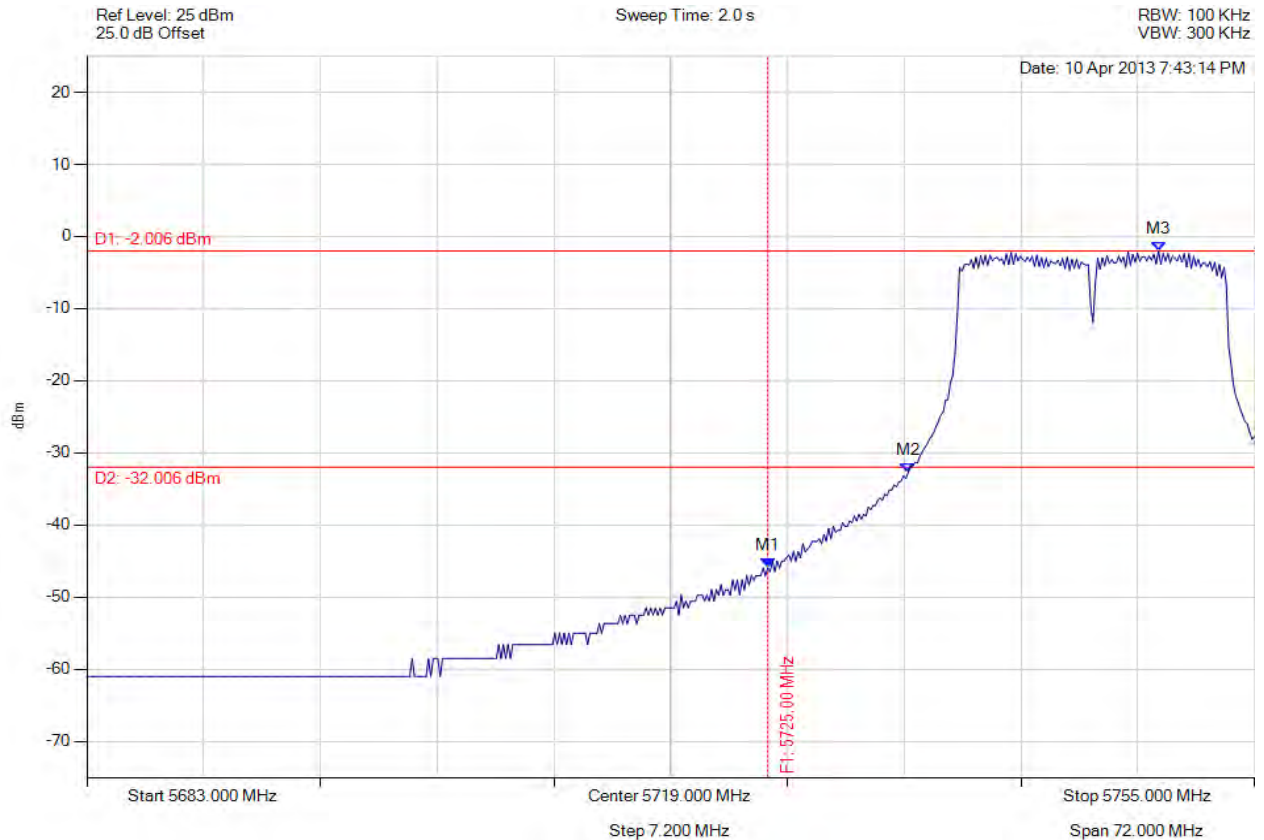


Title: APIN0114, APIN0115 802.11a/b/g/n
To: FCC 47 CFR Part 15.247 & IC RSS-210
Serial #: ARUB148-U4 Rev A
Issue Date: 2nd August 2013
Page: 310 of 394



CONDUCTED LOW BAND-EDGE EMISSION

Variant: 802.11a, Channel: 5745.00 MHz, Chain b, Temp: Ambient, Voltage: 12 Vdc



Analyser Setup	Marker : Frequency : Amplitude	Test Results
Detector = AVERAGE Sweep Count = 0 RF Atten (dB) = 10 Trace Mode = VIEW	M1 : 5725.000 MHz : -45.956 dBm M2 : 5733.645 MHz : -32.723 dBm M3 : 5749.084 MHz : -2.006 dBm	Limit: -32.01 dBm Margin: -13.95 dB

[Back to the Matrix](#)

This test report may be reproduced in full only. The document may only be updated by MiCOM Labs personnel. Any changes will be noted in the Document History section of the report.

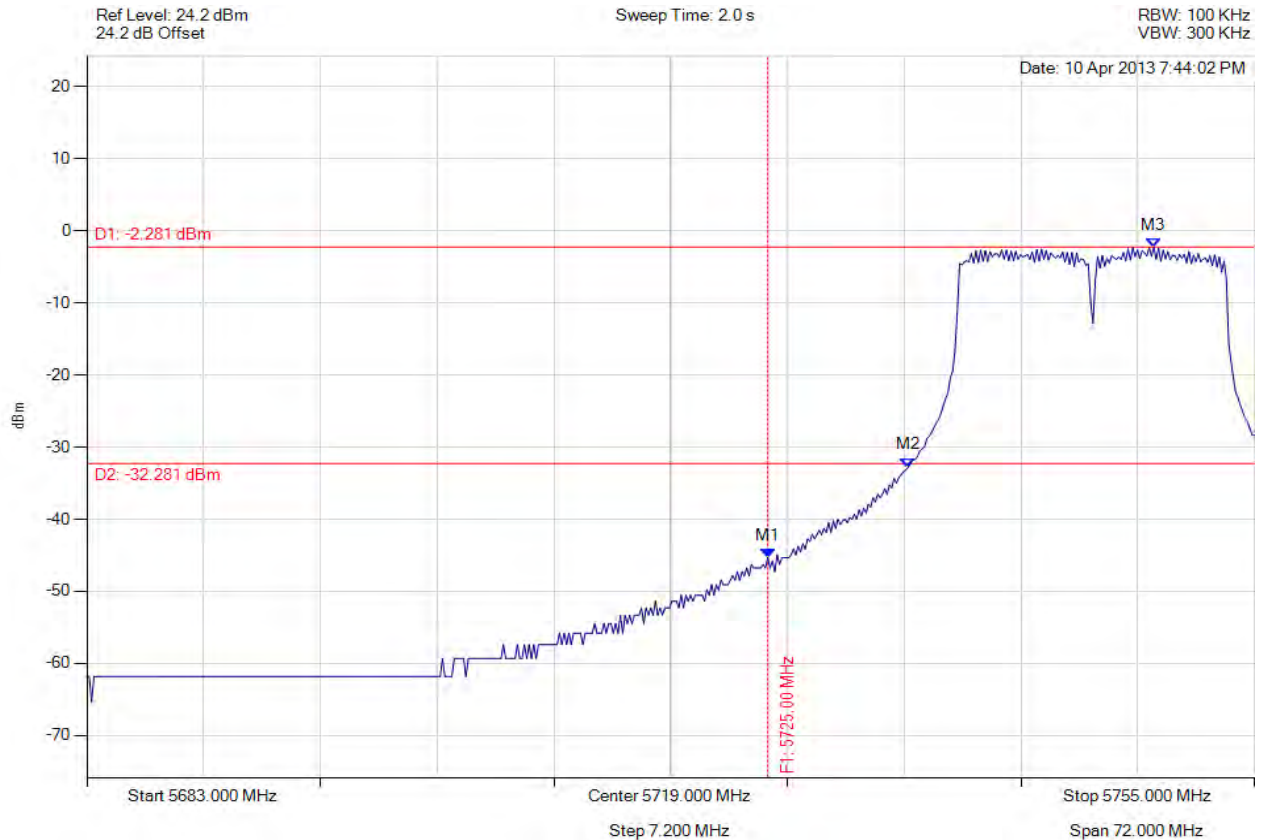


Title: APIN0114, APIN0115 802.11a/b/g/n
To: FCC 47 CFR Part 15.247 & IC RSS-210
Serial #: ARUB148-U4 Rev A
Issue Date: 2nd August 2013
Page: 311 of 394



CONDUCTED LOW BAND-EDGE EMISSION

Variant: 802.11a, Channel: 5745.00 MHz, Chain c, Temp: Ambient, Voltage: 12 Vdc



Analyser Setup	Marker : Frequency : Amplitude	Test Results
Detector = AVERAGE Sweep Count = 0 RF Atten (dB) = 10 Trace Mode = VIEW	M1 : 5725.000 MHz : -45.345 dBm M2 : 5733.645 MHz : -32.777 dBm M3 : 5748.796 MHz : -2.281 dBm	Limit: -32.28 dBm Margin: -13.06 dB

[Back to the Matrix](#)

This test report may be reproduced in full only. The document may only be updated by MiCOM Labs personnel. Any changes will be noted in the Document History section of the report.

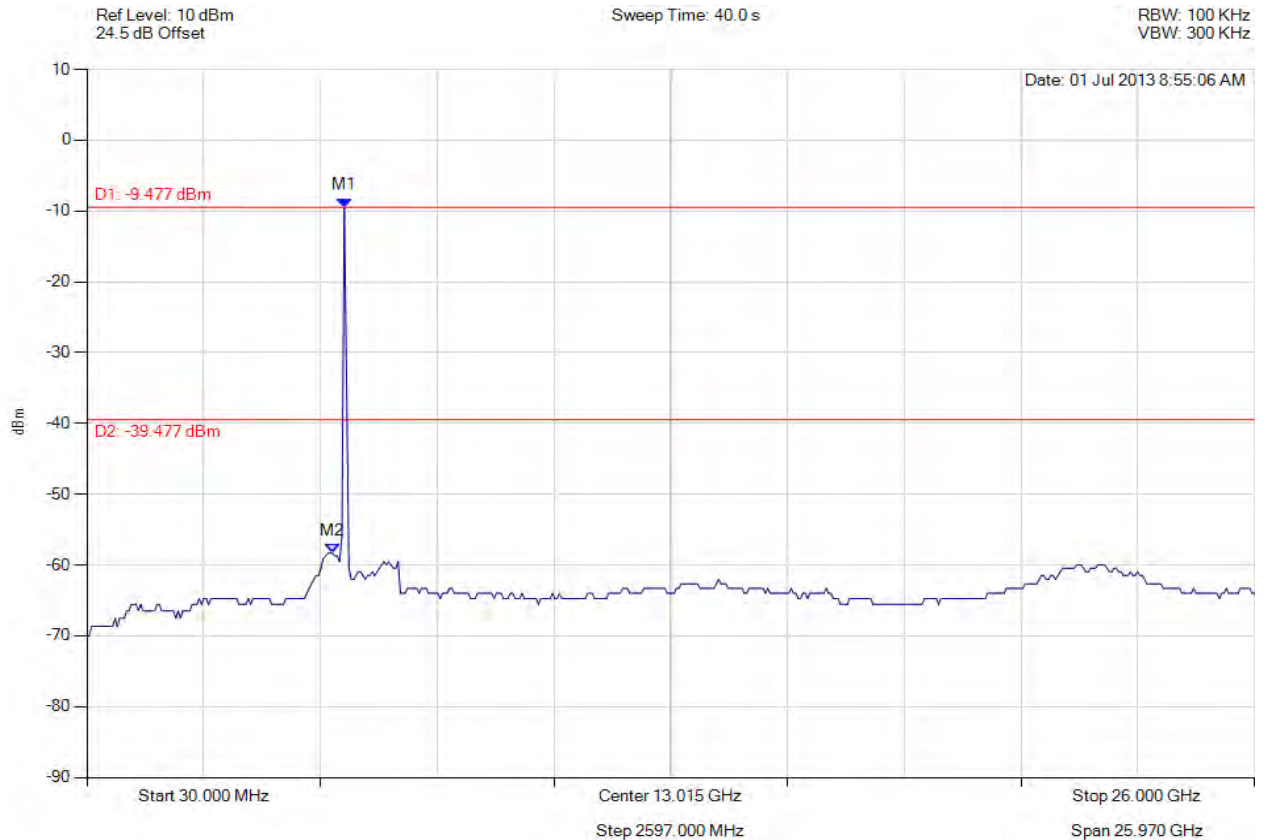


Title: APIN0114, APIN0115 802.11a/b/g/n
To: FCC 47 CFR Part 15.247 & IC RSS-210
Serial #: ARUB148-U4 Rev A
Issue Date: 2nd August 2013
Page: 312 of 394



CONDUCTED SPURIOUS EMISSIONS - AVERAGE

Variant: 802.11a, Channel: 5785.00 MHz, Chain a, Temp: Ambient, Voltage: 12 Vdc



Analyser Setup	Marker : Frequency : Amplitude	Test Results
Detector = AVERAGE Sweep Count = 0 RF Atten (dB) = 10 Trace Mode = VIEW	M1 : 5754.850 MHz : -9.477 dBm M2 : 5494.629 MHz : -58.331 dBm	Limit: -39.48 dBm Margin: -18.85 dB

[Back to the Matrix](#)

This test report may be reproduced in full only. The document may only be updated by MiCOM Labs personnel. Any changes will be noted in the Document History section of the report.

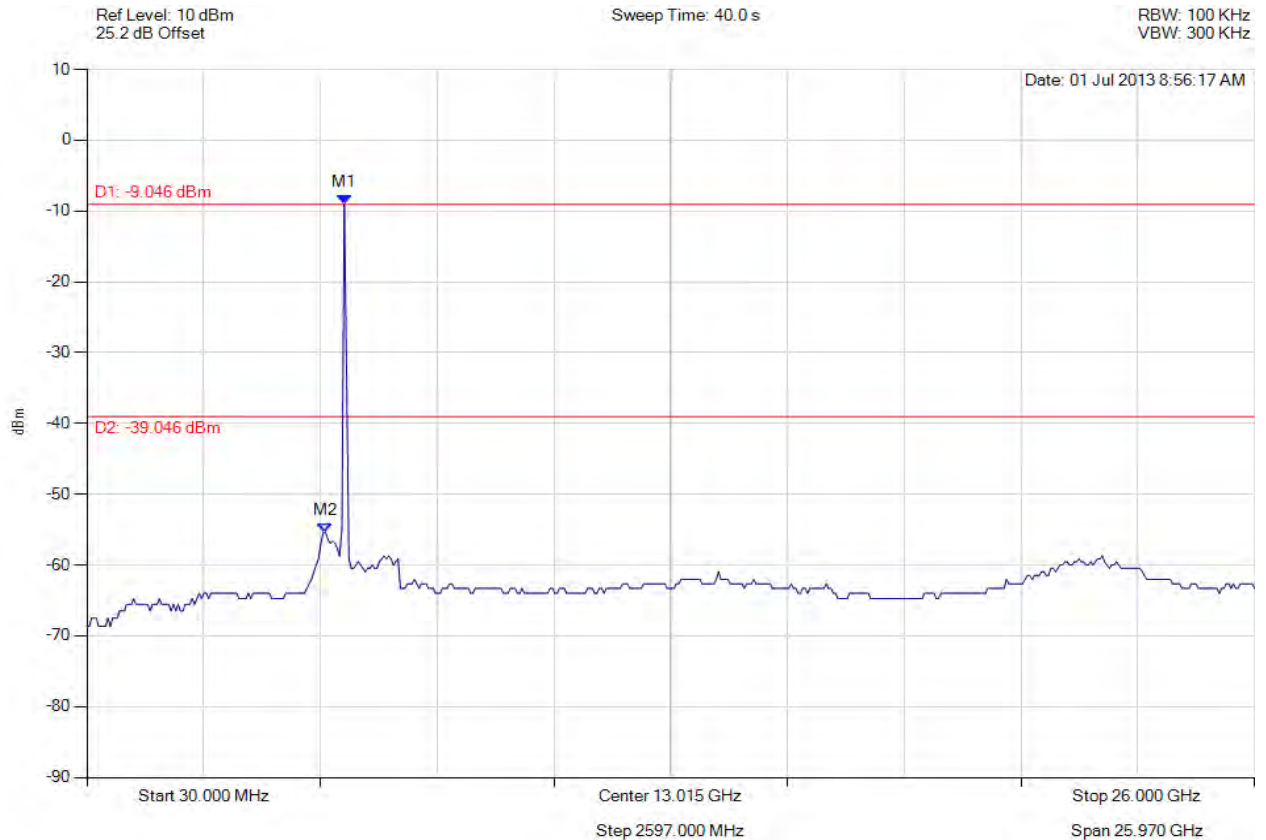


Title: APIN0114, APIN0115 802.11a/b/g/n
To: FCC 47 CFR Part 15.247 & IC RSS-210
Serial #: ARUB148-U4 Rev A
Issue Date: 2nd August 2013
Page: 313 of 394



CONDUCTED SPURIOUS EMISSIONS - AVERAGE

Variant: 802.11a, Channel: 5785.00 MHz, Chain b, Temp: Ambient, Voltage: 12 Vdc



Analyser Setup	Marker : Frequency : Amplitude	Test Results
Detector = AVERAGE Sweep Count = 0 RF Atten (dB) = 10 Trace Mode = VIEW	M1 : 5754.850 MHz : -9.046 dBm M2 : 5338.497 MHz : -55.462 dBm	Limit: -39.05 dBm Margin: -16.41 dB

[Back to the Matrix](#)

This test report may be reproduced in full only. The document may only be updated by MiCOM Labs personnel. Any changes will be noted in the Document History section of the report.

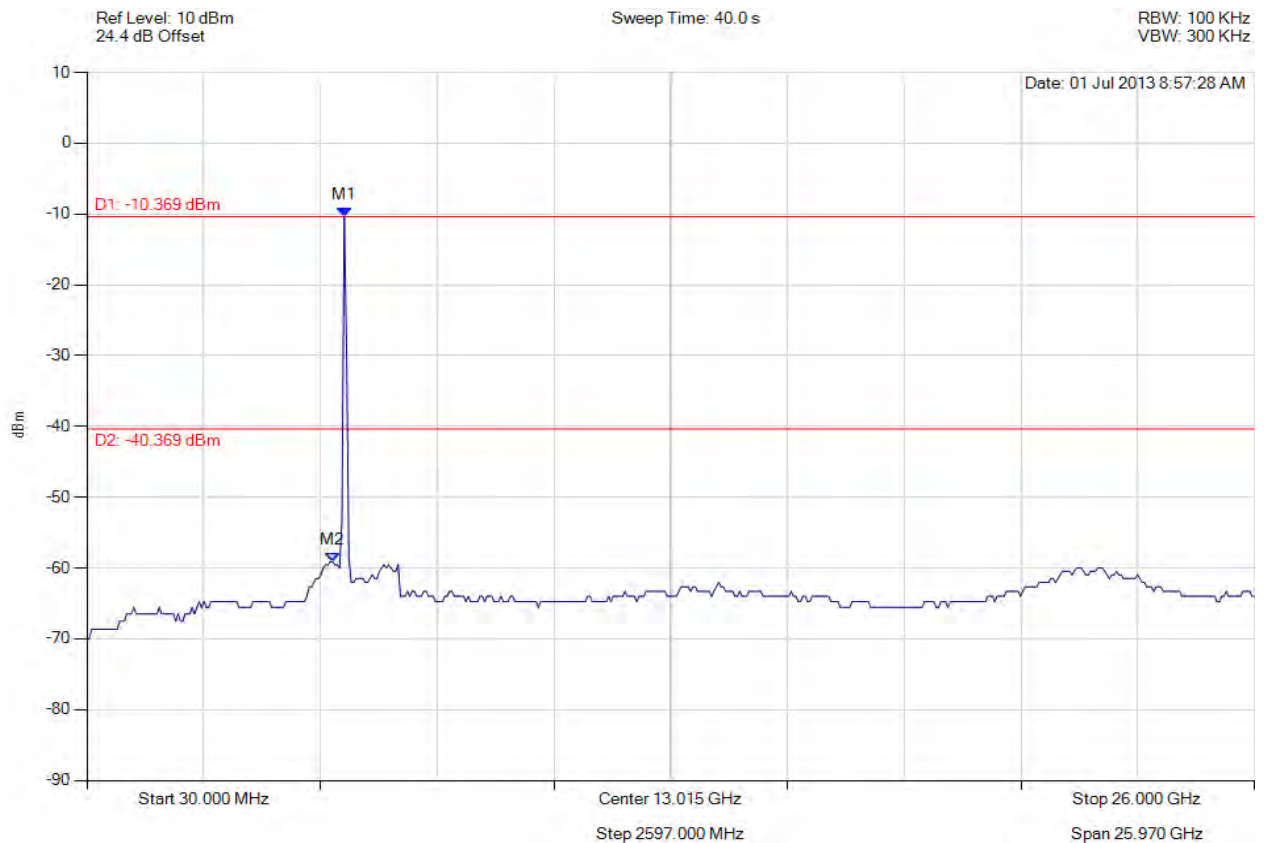


Title: APIN0114, APIN0115 802.11a/b/g/n
To: FCC 47 CFR Part 15.247 & IC RSS-210
Serial #: ARUB148-U4 Rev A
Issue Date: 2nd August 2013
Page: 314 of 394



CONDUCTED SPURIOUS EMISSIONS - AVERAGE

Variant: 802.11a, Channel: 5785.00 MHz, Chain c, Temp: Ambient, Voltage: 12 Vdc



Analyser Setup	Marker : Frequency : Amplitude	Test Results
Detector = AVERAGE Sweep Count = 0 RF Atten (dB) = 10 Trace Mode = VIEW	M1 : 5754.850 MHz : -10.369 dBm M2 : 5494.629 MHz : -59.121 dBm	Limit: -40.37 dBm Margin: -18.75 dB

[Back to the Matrix](#)

This test report may be reproduced in full only. The document may only be updated by MiCOM Labs personnel. Any changes will be noted in the Document History section of the report.

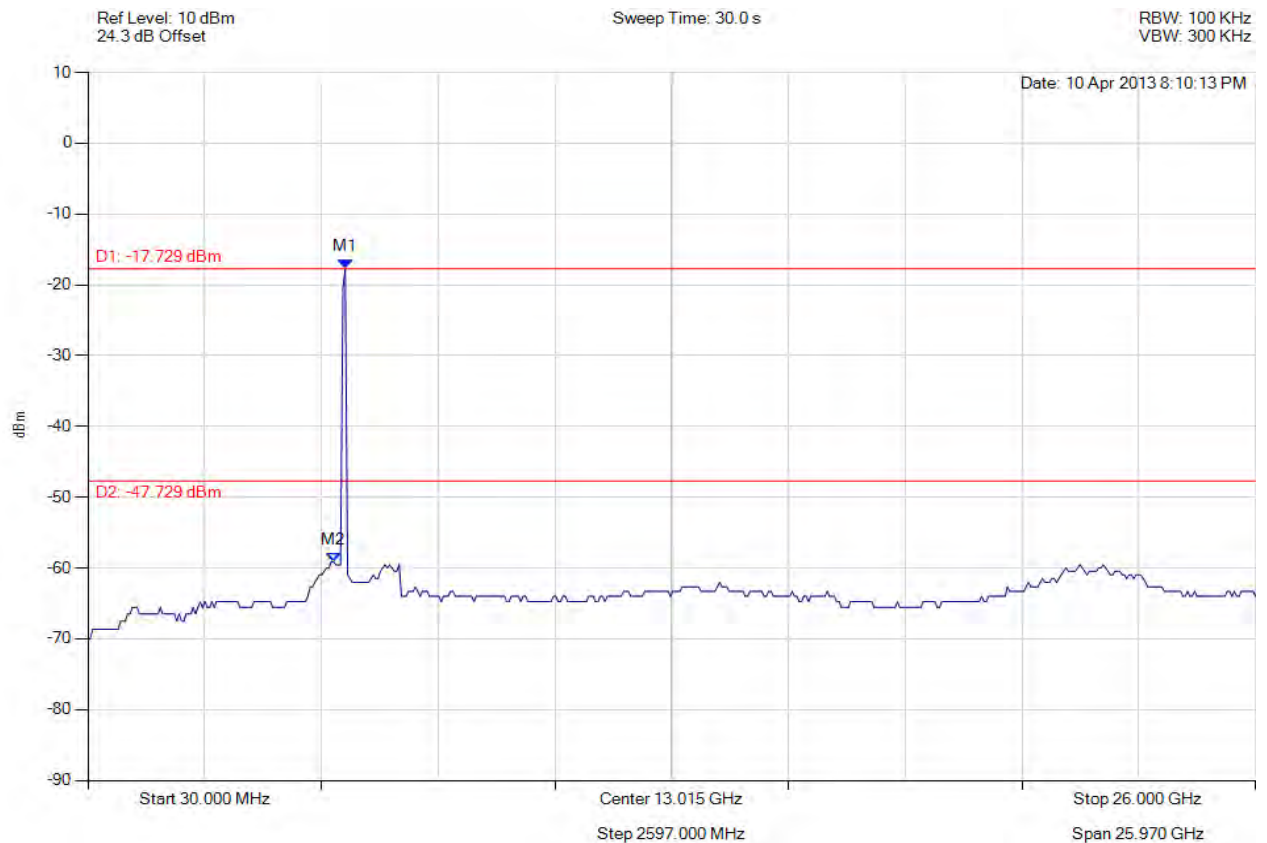


Title: APIN0114, APIN0115 802.11a/b/g/n
To: FCC 47 CFR Part 15.247 & IC RSS-210
Serial #: ARUB148-U4 Rev A
Issue Date: 2nd August 2013
Page: 315 of 394



CONDUCTED SPURIOUS EMISSIONS

Variant: 802.11a, Channel: 5745.00 MHz, Chain a, Temp: Ambient, Voltage: 12 Vdc



Analyser Setup	Marker : Frequency : Amplitude	Test Results
Detector = AVERAGE Sweep Count = 0 RF Atten (dB) = 10 Trace Mode = VIEW	M1 : 5754.850 MHz : -17.729 dBm M2 : 5494.629 MHz : -59.121 dBm	Limit: -47.73 dBm Margin: -11.39 dB

[Back to the Matrix](#)

This test report may be reproduced in full only. The document may only be updated by MiCOM Labs personnel. Any changes will be noted in the Document History section of the report.

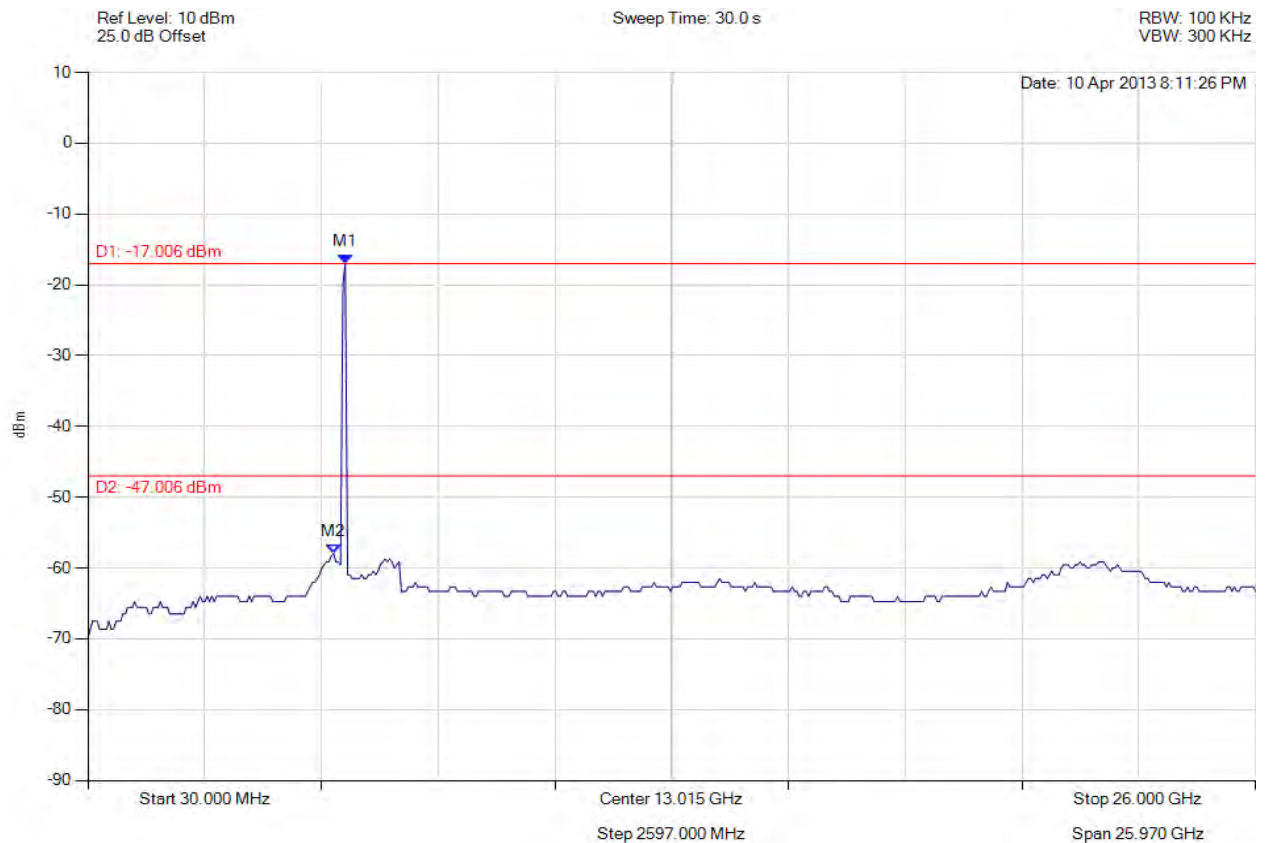


Title: APIN0114, APIN0115 802.11a/b/g/n
To: FCC 47 CFR Part 15.247 & IC RSS-210
Serial #: ARUB148-U4 Rev A
Issue Date: 2nd August 2013
Page: 316 of 394



CONDUCTED SPURIOUS EMISSIONS

Variant: 802.11a, Channel: 5745.00 MHz, Chain b, Temp: Ambient, Voltage: 12 Vdc



Analyser Setup	Marker : Frequency : Amplitude	Test Results
Detector = AVERAGE Sweep Count = 0 RF Atten (dB) = 10 Trace Mode = VIEW	M1 : 5754.850 MHz : -17.006 dBm M2 : 5494.629 MHz : -57.961 dBm	Limit: -47.01 dBm Margin: -10.95 dB

[Back to the Matrix](#)

This test report may be reproduced in full only. The document may only be updated by MiCOM Labs personnel. Any changes will be noted in the Document History section of the report.

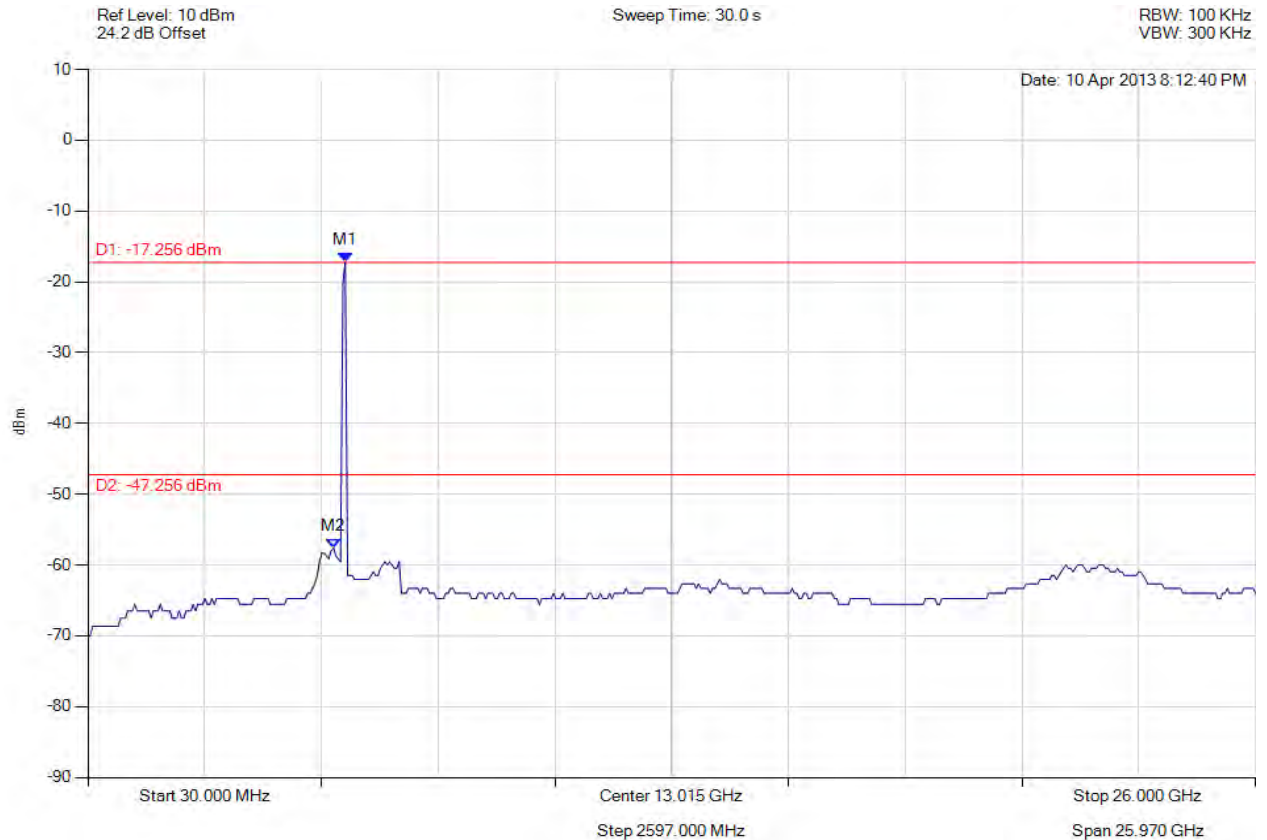


Title: APIN0114, APIN0115 802.11a/b/g/n
To: FCC 47 CFR Part 15.247 & IC RSS-210
Serial #: ARUB148-U4 Rev A
Issue Date: 2nd August 2013
Page: 317 of 394



CONDUCTED SPURIOUS EMISSIONS

Variant: 802.11a, Channel: 5745.00 MHz, Chain c, Temp: Ambient, Voltage: 12 Vdc



Analyser Setup	Marker : Frequency : Amplitude	Test Results
Detector = AVERAGE Sweep Count = 0 RF Atten (dB) = 10 Trace Mode = VIEW	M1 : 5754.850 MHz : -17.256 dBm M2 : 5494.629 MHz : -57.607 dBm	Limit: -47.26 dBm Margin: -10.35 dB

[Back to the Matrix](#)

This test report may be reproduced in full only. The document may only be updated by MiCOM Labs personnel. Any changes will be noted in the Document History section of the report.

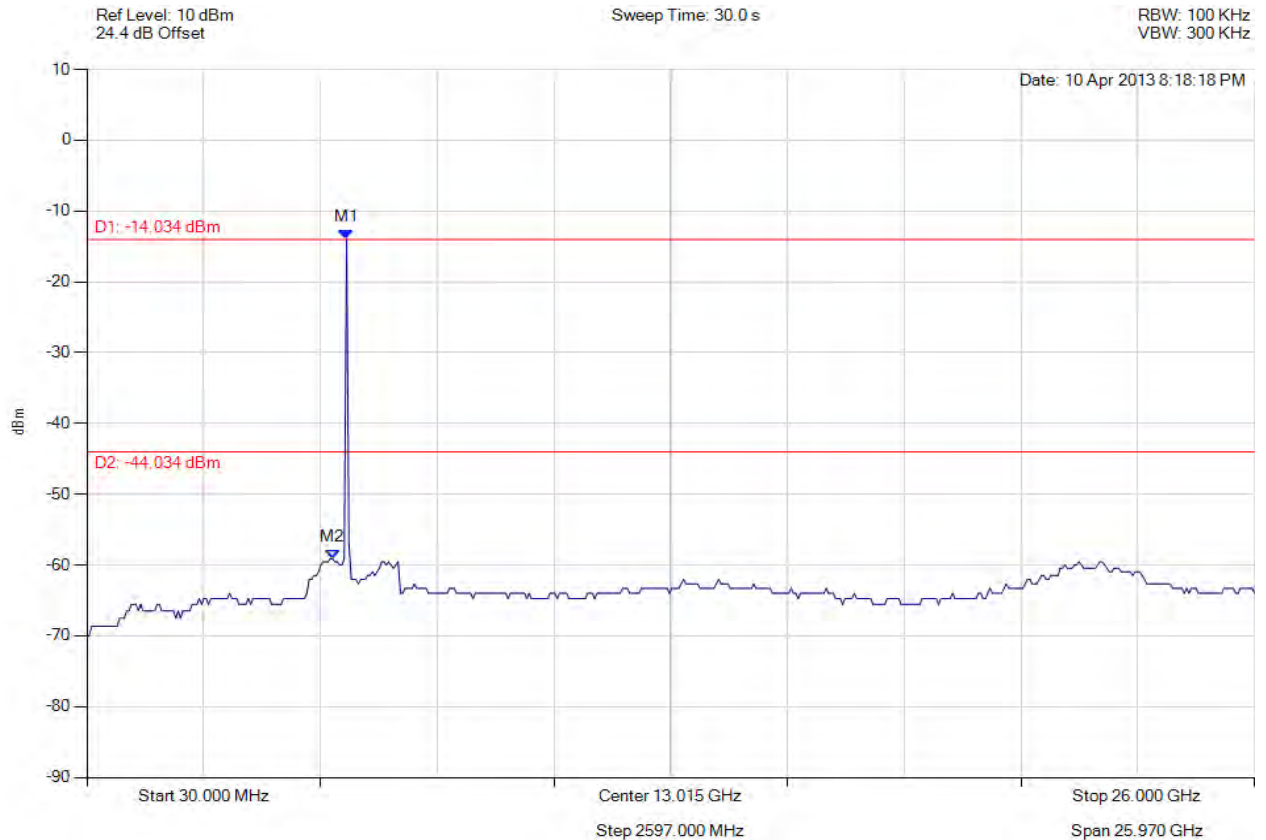


Title: APIN0114, APIN0115 802.11a/b/g/n
To: FCC 47 CFR Part 15.247 & IC RSS-210
Serial #: ARUB148-U4 Rev A
Issue Date: 2nd August 2013
Page: 318 of 394



CONDUCTED SPURIOUS EMISSIONS

Variant: 802.11a, Channel: 5825.00 MHz, Chain a, Temp: Ambient, Voltage: 12 Vdc



Analyser Setup	Marker : Frequency : Amplitude	Test Results
Detector = AVERAGE Sweep Count = 0 RF Atten (dB) = 10 Trace Mode = VIEW	M1 : 5806.894 MHz : -14.034 dBm M2 : 5494.629 MHz : -59.121 dBm	Limit: -44.03 dBm Margin: -15.09 dB

[Back to the Matrix](#)

This test report may be reproduced in full only. The document may only be updated by MiCOM Labs personnel. Any changes will be noted in the Document History section of the report.

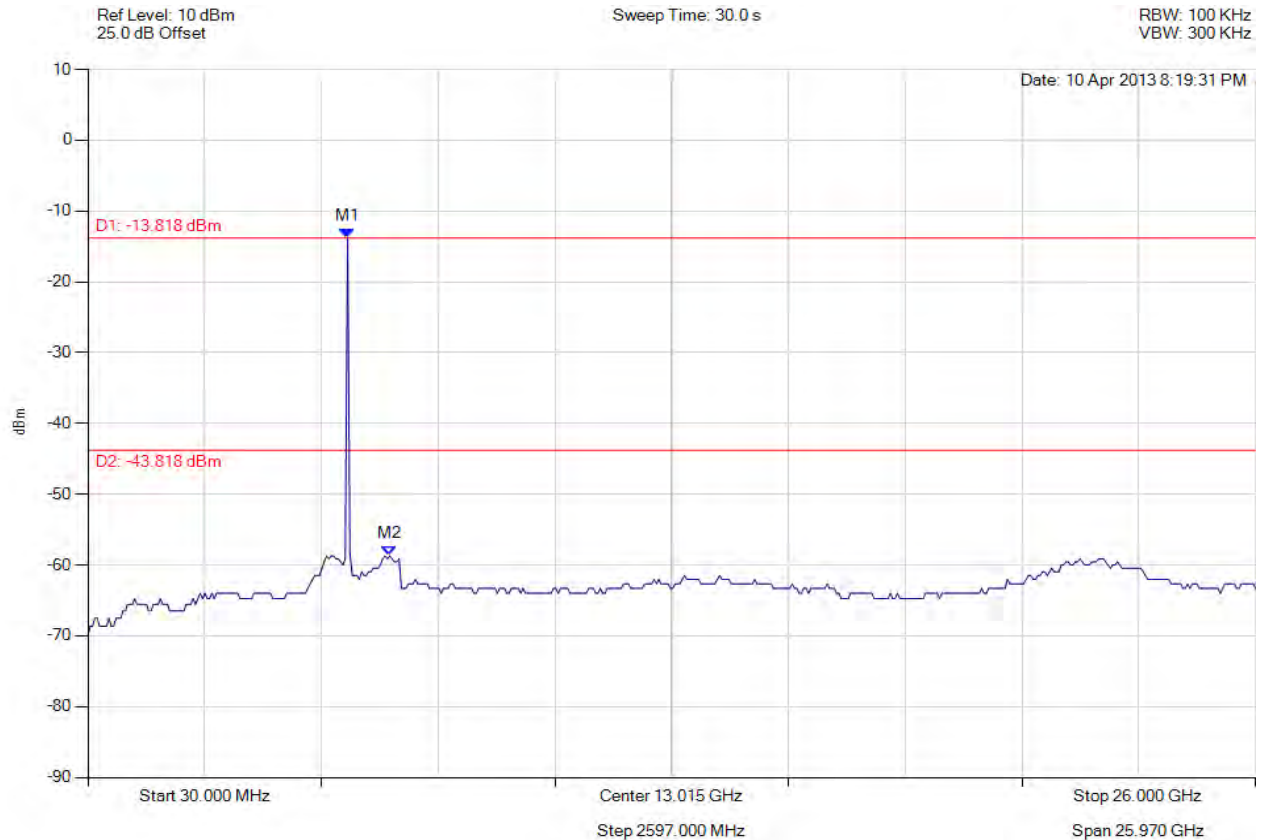


Title: APIN0114, APIN0115 802.11a/b/g/n
To: FCC 47 CFR Part 15.247 & IC RSS-210
Serial #: ARUB148-U4 Rev A
Issue Date: 2nd August 2013
Page: 319 of 394



CONDUCTED SPURIOUS EMISSIONS

Variant: 802.11a, Channel: 5825.00 MHz, Chain b, Temp: Ambient, Voltage: 12 Vdc



Analyser Setup	Marker : Frequency : Amplitude	Test Results
Detector = AVERAGE Sweep Count = 0 RF Atten (dB) = 10 Trace Mode = VIEW	M1 : 5806.894 MHz : -13.818 dBm M2 : 6743.687 MHz : -58.717 dBm	Limit: -43.82 dBm Margin: -14.90 dB

[Back to the Matrix](#)

This test report may be reproduced in full only. The document may only be updated by MiCOM Labs personnel. Any changes will be noted in the Document History section of the report.

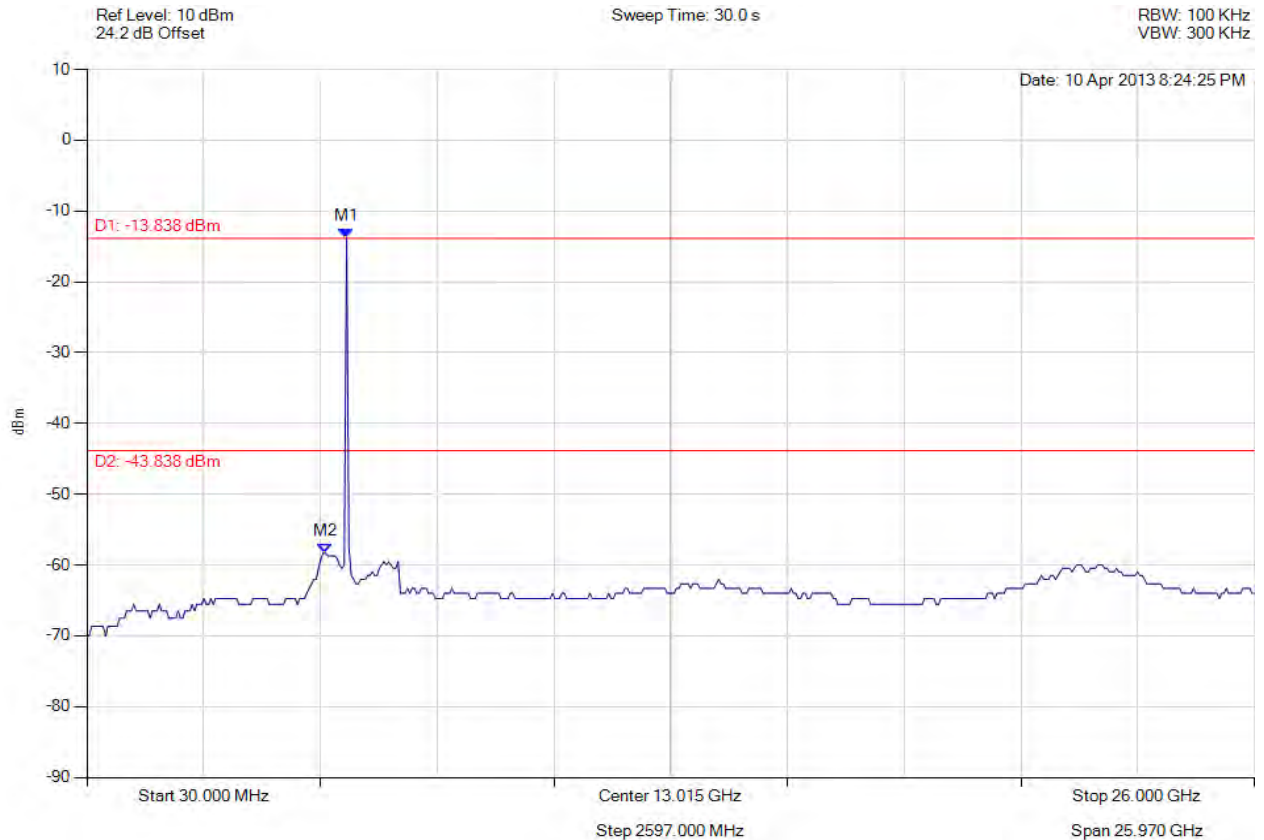


Title: APIN0114, APIN0115 802.11a/b/g/n
To: FCC 47 CFR Part 15.247 & IC RSS-210
Serial #: ARUB148-U4 Rev A
Issue Date: 2nd August 2013
Page: 320 of 394



CONDUCTED SPURIOUS EMISSIONS

Variant: 802.11a, Channel: 5825.00 MHz, Chain c, Temp: Ambient, Voltage: 12 Vdc



Analyser Setup	Marker : Frequency : Amplitude	Test Results
Detector = AVERAGE Sweep Count = 0 RF Atten (dB) = 10 Trace Mode = VIEW	M1 : 5806.894 MHz : -13.838 dBm M2 : 5338.497 MHz : -58.331 dBm	Limit: -43.84 dBm Margin: -14.49 dB

[Back to the Matrix](#)

This test report may be reproduced in full only. The document may only be updated by MiCOM Labs personnel. Any changes will be noted in the Document History section of the report.

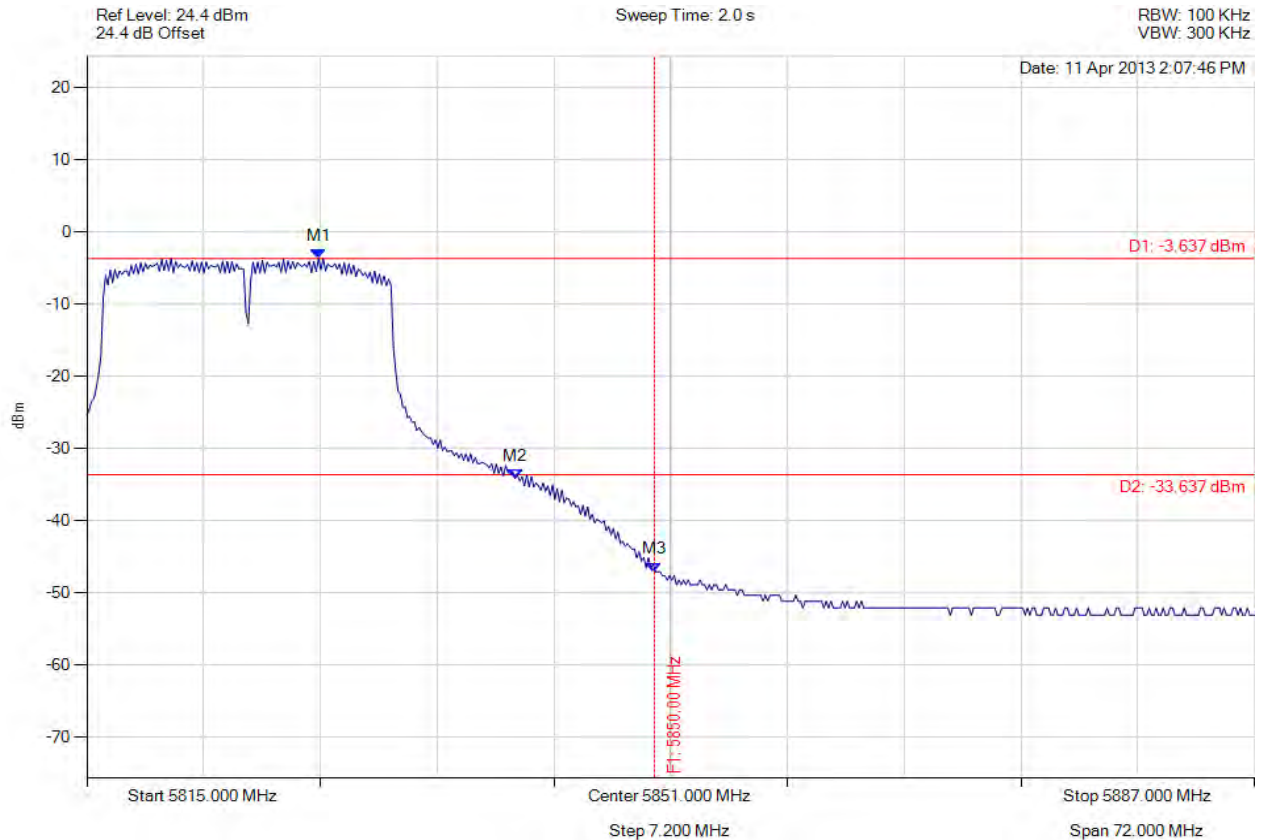


Title: APIN0114, APIN0115 802.11a/b/g/n
To: FCC 47 CFR Part 15.247 & IC RSS-210
Serial #: ARUB148-U4 Rev A
Issue Date: 2nd August 2013
Page: 321 of 394



CONDUCTED HIGH BAND-EDGE EMISSION

Variant: 802.11n HT-20, Channel: 5825.00 MHz, Chain a, Temp: Ambient, Voltage: 12 Vdc



Analyser Setup	Marker : Frequency : Amplitude	Test Results
Detector = AVERAGE Sweep Count = 0 RF Atten (dB) = 20 Trace Mode = VIEW	M1 : 5829.285 MHz : -3.637 dBm M2 : 5841.405 MHz : -34.140 dBm M3 : 5850.000 MHz : -47.083 dBm	Limit: -33.64 dBm Margin: -13.44 dB

[Back to the Matrix](#)

This test report may be reproduced in full only. The document may only be updated by MiCOM Labs personnel. Any changes will be noted in the Document History section of the report.

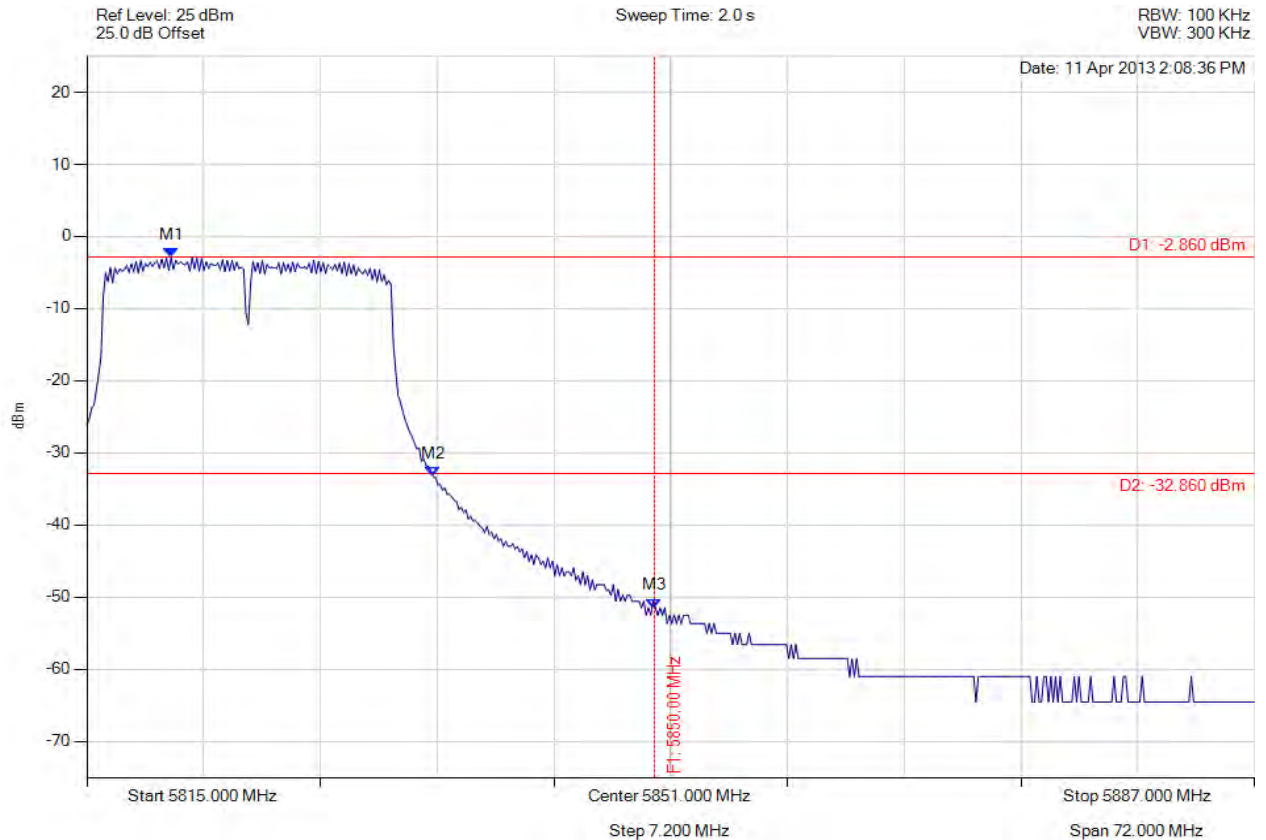


Title: APIN0114, APIN0115 802.11a/b/g/n
To: FCC 47 CFR Part 15.247 & IC RSS-210
Serial #: ARUB148-U4 Rev A
Issue Date: 2nd August 2013
Page: 322 of 394



CONDUCTED HIGH BAND-EDGE EMISSION

Variant: 802.11n HT-20, Channel: 5825.00 MHz, Chain b, Temp: Ambient, Voltage: 12 Vdc



Analyser Setup	Marker : Frequency : Amplitude	Test Results
Detector = AVERAGE Sweep Count = 0 RF Atten (dB) = 10 Trace Mode = VIEW	M1 : 5820.194 MHz : -2.860 dBm M2 : 5836.355 MHz : -33.299 dBm M3 : 5850.000 MHz : -51.480 dBm	Limit: -32.86 dBm Margin: -18.62 dB

[Back to the Matrix](#)

This test report may be reproduced in full only. The document may only be updated by MiCOM Labs personnel. Any changes will be noted in the Document History section of the report.

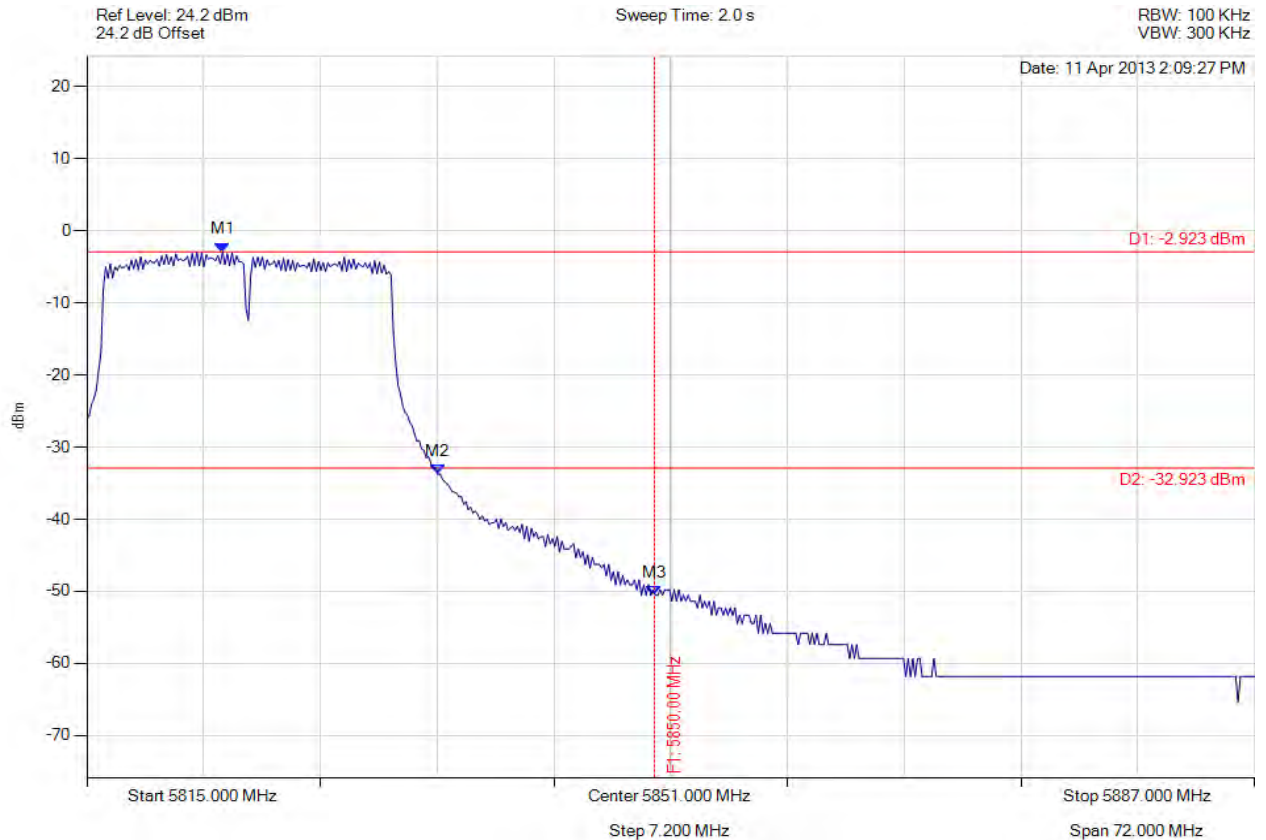


Title: APIN0114, APIN0115 802.11a/b/g/n
To: FCC 47 CFR Part 15.247 & IC RSS-210
Serial #: ARUB148-U4 Rev A
Issue Date: 2nd August 2013
Page: 323 of 394



CONDUCTED HIGH BAND-EDGE EMISSION

Variant: 802.11n HT-20, Channel: 5825.00 MHz, Chain c, Temp: Ambient, Voltage: 12 Vdc



Analyser Setup	Marker : Frequency : Amplitude	Test Results
Detector = AVERAGE Sweep Count = 0 RF Atten (dB) = 10 Trace Mode = VIEW	M1 : 5823.369 MHz : -2.923 dBm M2 : 5836.643 MHz : -33.749 dBm M3 : 5850.000 MHz : -50.537 dBm	Limit: -32.92 dBm Margin: -17.62 dB

[Back to the Matrix](#)

This test report may be reproduced in full only. The document may only be updated by MiCOM Labs personnel. Any changes will be noted in the Document History section of the report.

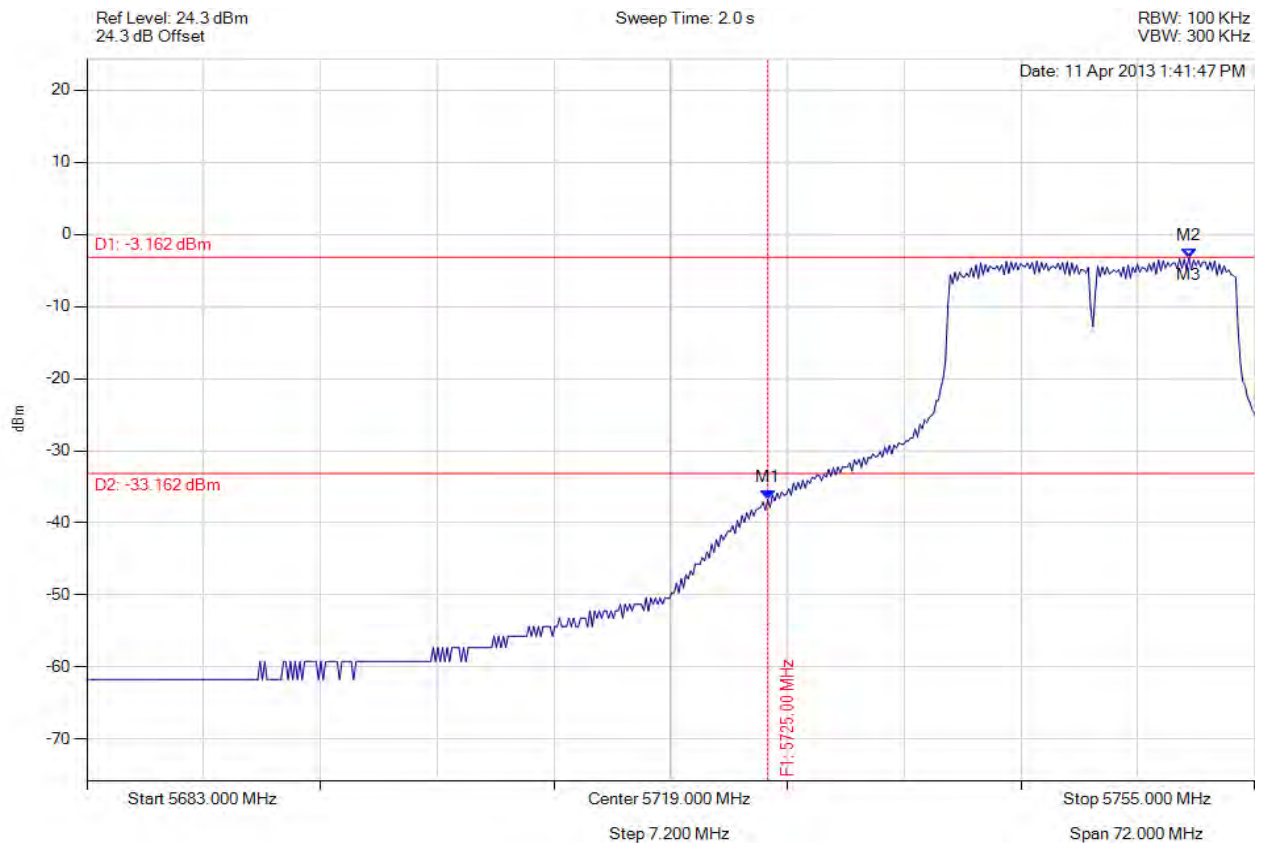


Title: APIN0114, APIN0115 802.11a/b/g/n
To: FCC 47 CFR Part 15.247 & IC RSS-210
Serial #: ARUB148-U4 Rev A
Issue Date: 2nd August 2013
Page: 324 of 394



CONDUCTED LOW BAND-EDGE EMISSION

Variant: 802.11n HT-20, Channel: 5745.00 MHz, Chain a, Temp: Ambient, Voltage: 12 Vdc



Analyser Setup	Marker : Frequency : Amplitude	Test Results
Detector = AVERAGE Sweep Count = 0 RF Atten (dB) = 10 Trace Mode = VIEW	M1 : 5725.000 MHz : -36.780 dBm M2 : 5750.960 MHz : -3.162 dBm M3 : 5750.960 MHz : -3.162 dBm	Limit: -33.16 dBm Margin: -3.62 dB

[Back to the Matrix](#)

This test report may be reproduced in full only. The document may only be updated by MiCOM Labs personnel. Any changes will be noted in the Document History section of the report.

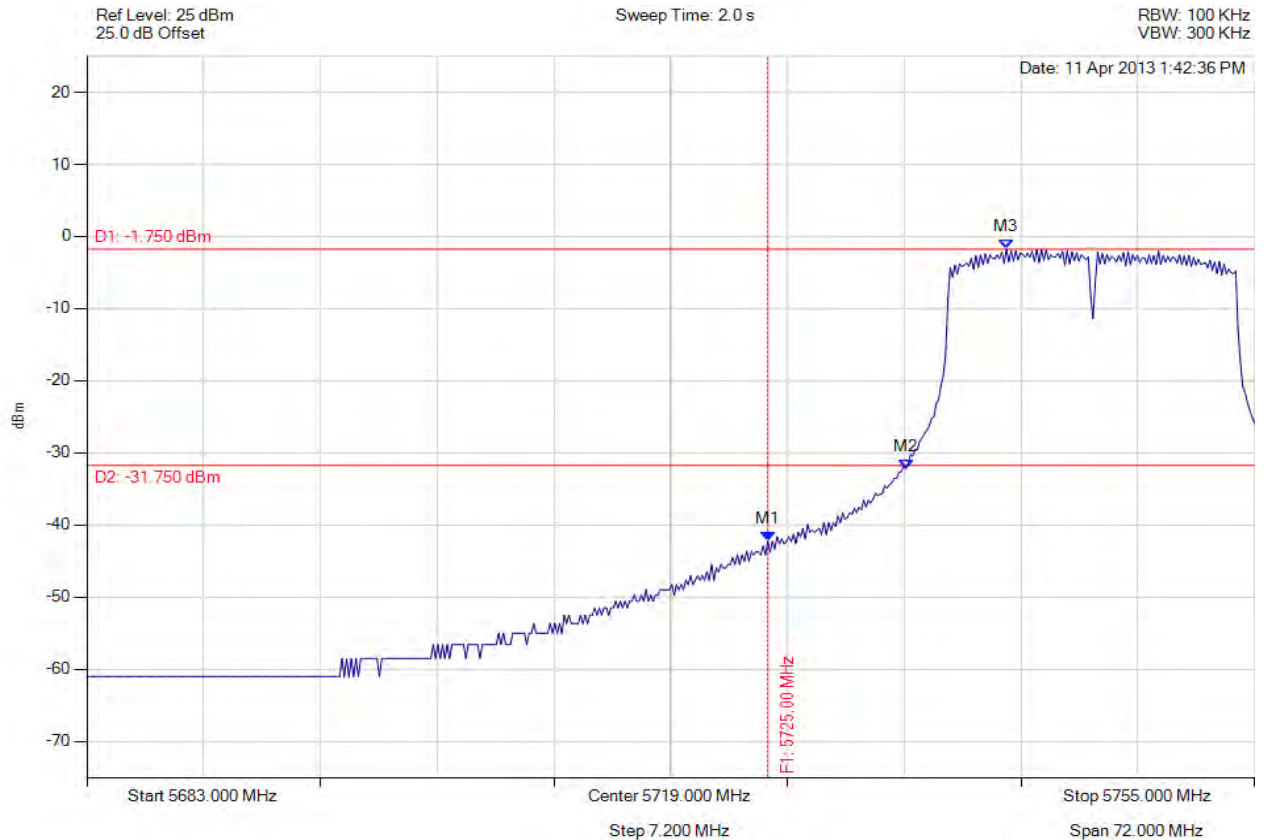


Title: APIN0114, APIN0115 802.11a/b/g/n
To: FCC 47 CFR Part 15.247 & IC RSS-210
Serial #: ARUB148-U4 Rev A
Issue Date: 2nd August 2013
Page: 325 of 394



CONDUCTED LOW BAND-EDGE EMISSION

Variant: 802.11n HT-20, Channel: 5745.00 MHz, Chain b, Temp: Ambient, Voltage: 12 Vdc



Analyser Setup	Marker : Frequency : Amplitude	Test Results
Detector = AVERAGE Sweep Count = 0 RF Atten (dB) = 10 Trace Mode = VIEW	M1 : 5725.000 MHz : -42.266 dBm M2 : 5733.501 MHz : -32.184 dBm M3 : 5739.705 MHz : -1.750 dBm	Limit: -31.75 dBm Margin: -10.52 dB

[Back to the Matrix](#)

This test report may be reproduced in full only. The document may only be updated by MiCOM Labs personnel. Any changes will be noted in the Document History section of the report.

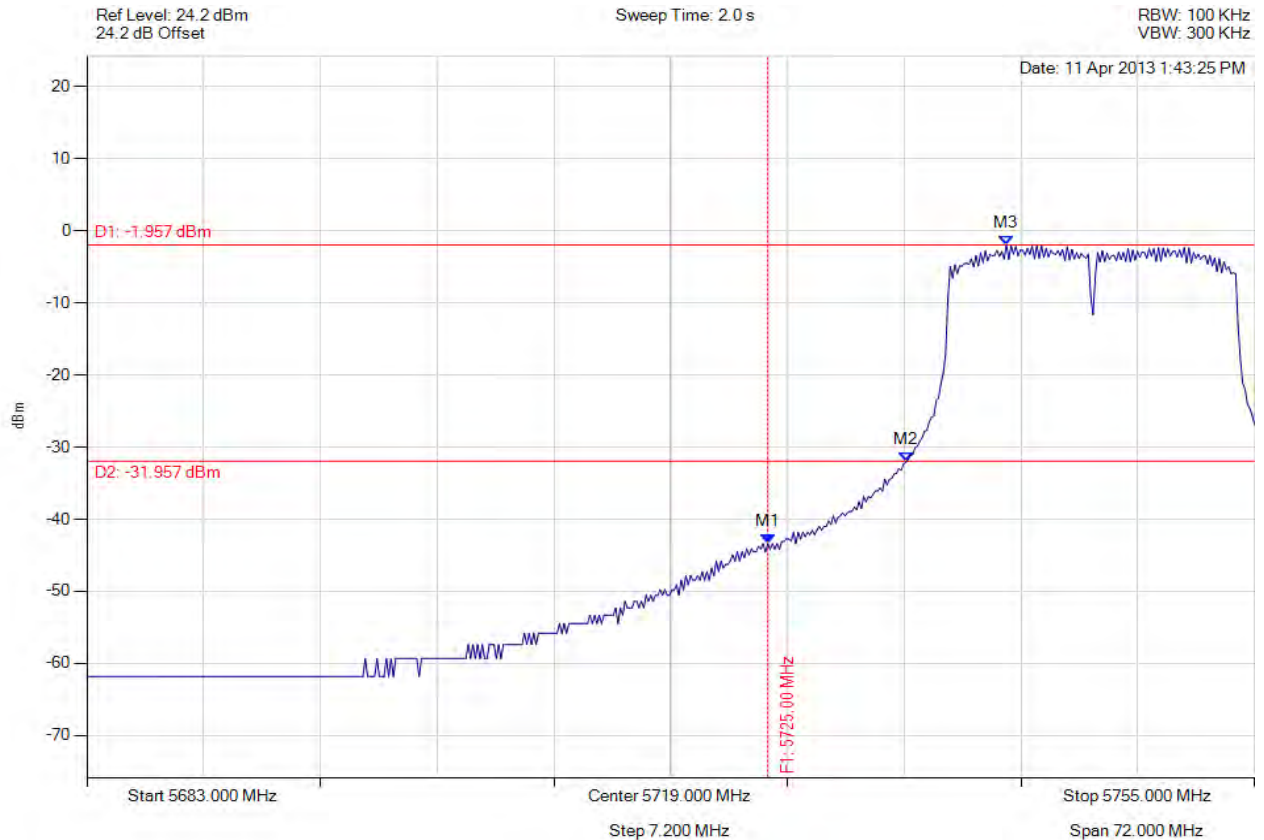


Title: APIN0114, APIN0115 802.11a/b/g/n
To: FCC 47 CFR Part 15.247 & IC RSS-210
Serial #: ARUB148-U4 Rev A
Issue Date: 2nd August 2013
Page: 326 of 394



CONDUCTED LOW BAND-EDGE EMISSION

Variant: 802.11n HT-20, Channel: 5745.00 MHz, Chain c, Temp: Ambient, Voltage: 12 Vdc



Analyser Setup	Marker : Frequency : Amplitude	Test Results
Detector = AVERAGE Sweep Count = 0 RF Atten (dB) = 10 Trace Mode = VIEW	M1 : 5725.000 MHz : -43.407 dBm M2 : 5733.501 MHz : -32.090 dBm M3 : 5739.705 MHz : -1.957 dBm	Limit: -31.96 dBm Margin: -11.45 dB

[Back to the Matrix](#)

This test report may be reproduced in full only. The document may only be updated by MiCOM Labs personnel. Any changes will be noted in the Document History section of the report.

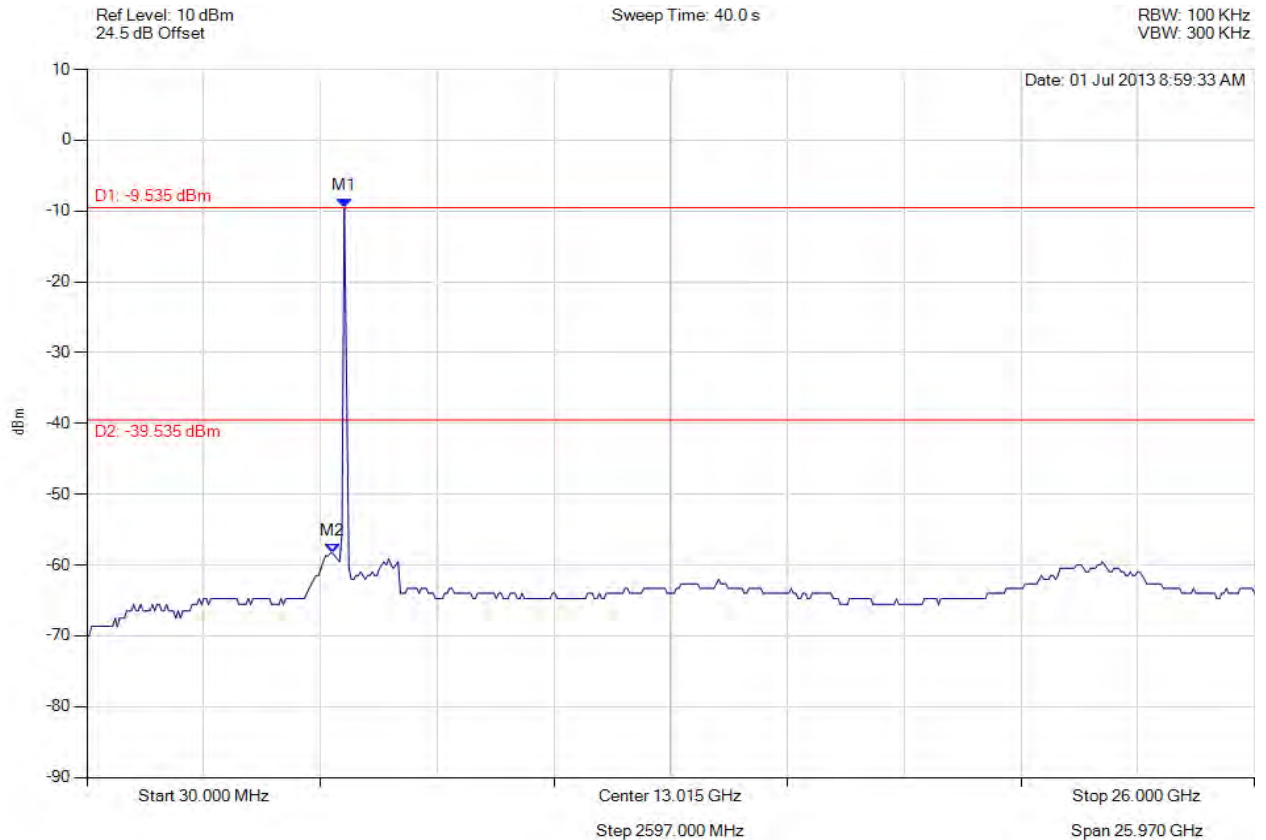


Title: APIN0114, APIN0115 802.11a/b/g/n
To: FCC 47 CFR Part 15.247 & IC RSS-210
Serial #: ARUB148-U4 Rev A
Issue Date: 2nd August 2013
Page: 327 of 394



CONDUCTED SPURIOUS EMISSIONS - AVERAGE

Variant: 802.11n HT-20, Channel: 5785.00 MHz, Chain a, Temp: Ambient, Voltage: 12 Vdc



Analyser Setup	Marker : Frequency : Amplitude	Test Results
Detector = AVERAGE Sweep Count = 0 RF Atten (dB) = 10 Trace Mode = VIEW	M1 : 5754.850 MHz : -9.535 dBm M2 : 5494.629 MHz : -58.331 dBm	Limit: -39.54 dBm Margin: -18.79 dB

[Back to the Matrix](#)

This test report may be reproduced in full only. The document may only be updated by MiCOM Labs personnel. Any changes will be noted in the Document History section of the report.

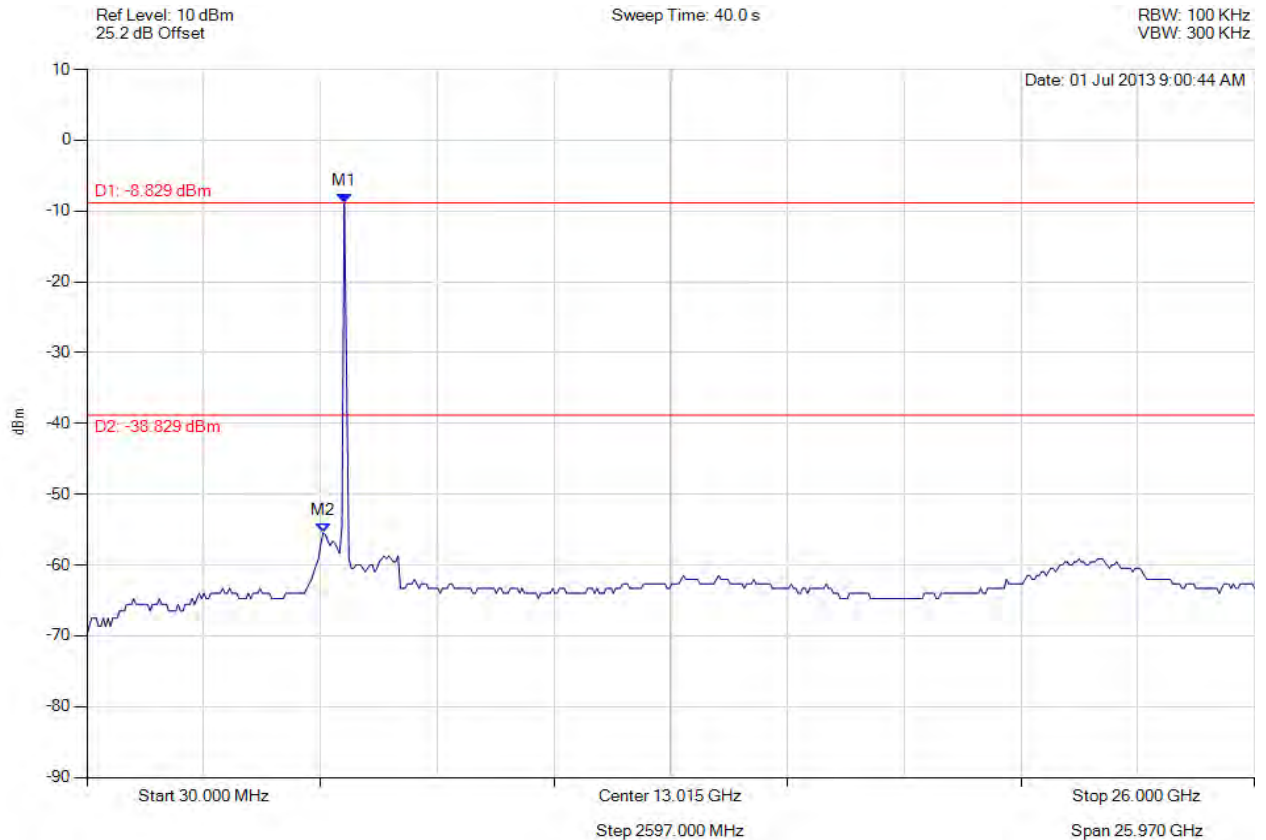


Title: APIN0114, APIN0115 802.11a/b/g/n
To: FCC 47 CFR Part 15.247 & IC RSS-210
Serial #: ARUB148-U4 Rev A
Issue Date: 2nd August 2013
Page: 328 of 394



CONDUCTED SPURIOUS EMISSIONS - AVERAGE

Variant: 802.11n HT-20, Channel: 5785.00 MHz, Chain b, Temp: Ambient, Voltage: 12 Vdc



Analyser Setup	Marker : Frequency : Amplitude	Test Results
Detector = AVERAGE Sweep Count = 0 RF Atten (dB) = 10 Trace Mode = VIEW	M1 : 5754.850 MHz : -8.829 dBm M2 : 5286.453 MHz : -55.462 dBm	Limit: -38.83 dBm Margin: -16.63 dB

[Back to the Matrix](#)

This test report may be reproduced in full only. The document may only be updated by MiCOM Labs personnel. Any changes will be noted in the Document History section of the report.

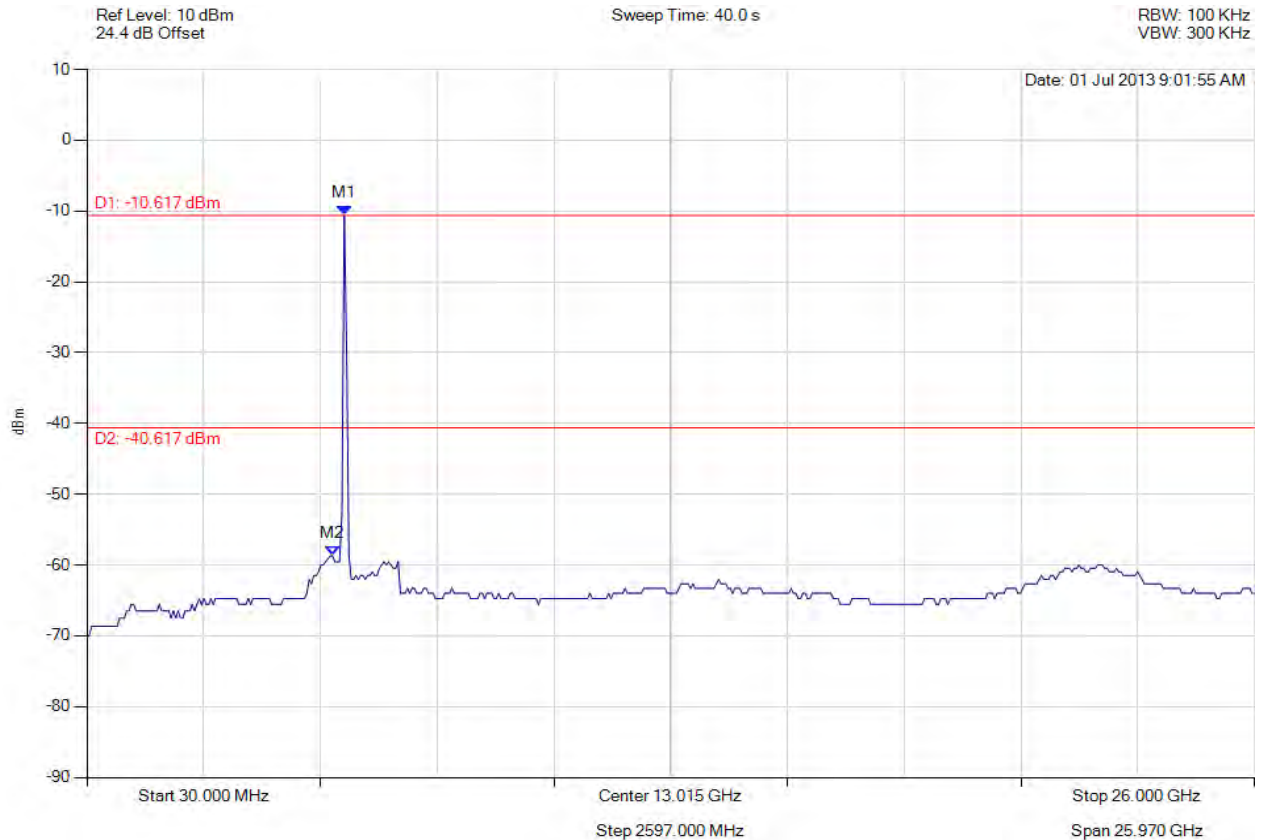


Title: APIN0114, APIN0115 802.11a/b/g/n
To: FCC 47 CFR Part 15.247 & IC RSS-210
Serial #: ARUB148-U4 Rev A
Issue Date: 2nd August 2013
Page: 329 of 394



CONDUCTED SPURIOUS EMISSIONS - AVERAGE

Variant: 802.11n HT-20, Channel: 5785.00 MHz, Chain c, Temp: Ambient, Voltage: 12 Vdc



Analyser Setup	Marker : Frequency : Amplitude	Test Results
Detector = AVERAGE Sweep Count = 0 RF Atten (dB) = 10 Trace Mode = VIEW	M1 : 5754.850 MHz : -10.617 dBm M2 : 5494.629 MHz : -58.717 dBm	Limit: -40.62 dBm Margin: -18.10 dB

[Back to the Matrix](#)

This test report may be reproduced in full only. The document may only be updated by MiCOM Labs personnel. Any changes will be noted in the Document History section of the report.

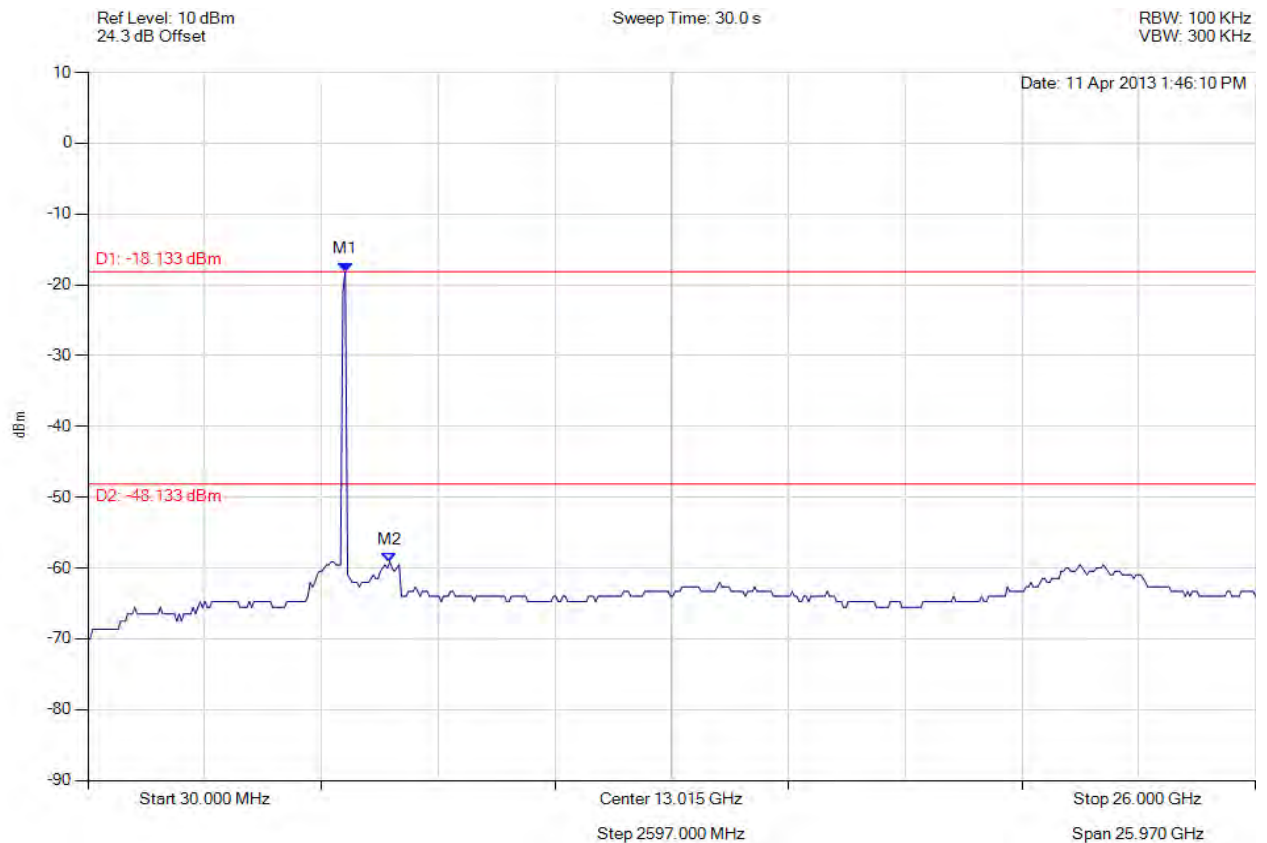


Title: APIN0114, APIN0115 802.11a/b/g/n
To: FCC 47 CFR Part 15.247 & IC RSS-210
Serial #: ARUB148-U4 Rev A
Issue Date: 2nd August 2013
Page: 330 of 394



CONDUCTED SPURIOUS EMISSIONS

Variant: 802.11n HT-20, Channel: 5745.00 MHz, Chain a, Temp: Ambient, Voltage: 12 Vdc



Analyser Setup	Marker : Frequency : Amplitude	Test Results
Detector = AVERAGE Sweep Count = 0 RF Atten (dB) = 10 Trace Mode = VIEW	M1 : 5754.850 MHz : -18.133 dBm M2 : 6743.687 MHz : -59.121 dBm	Limit: -48.13 dBm Margin: -10.99 dB

[Back to the Matrix](#)

This test report may be reproduced in full only. The document may only be updated by MiCOM Labs personnel. Any changes will be noted in the Document History section of the report.

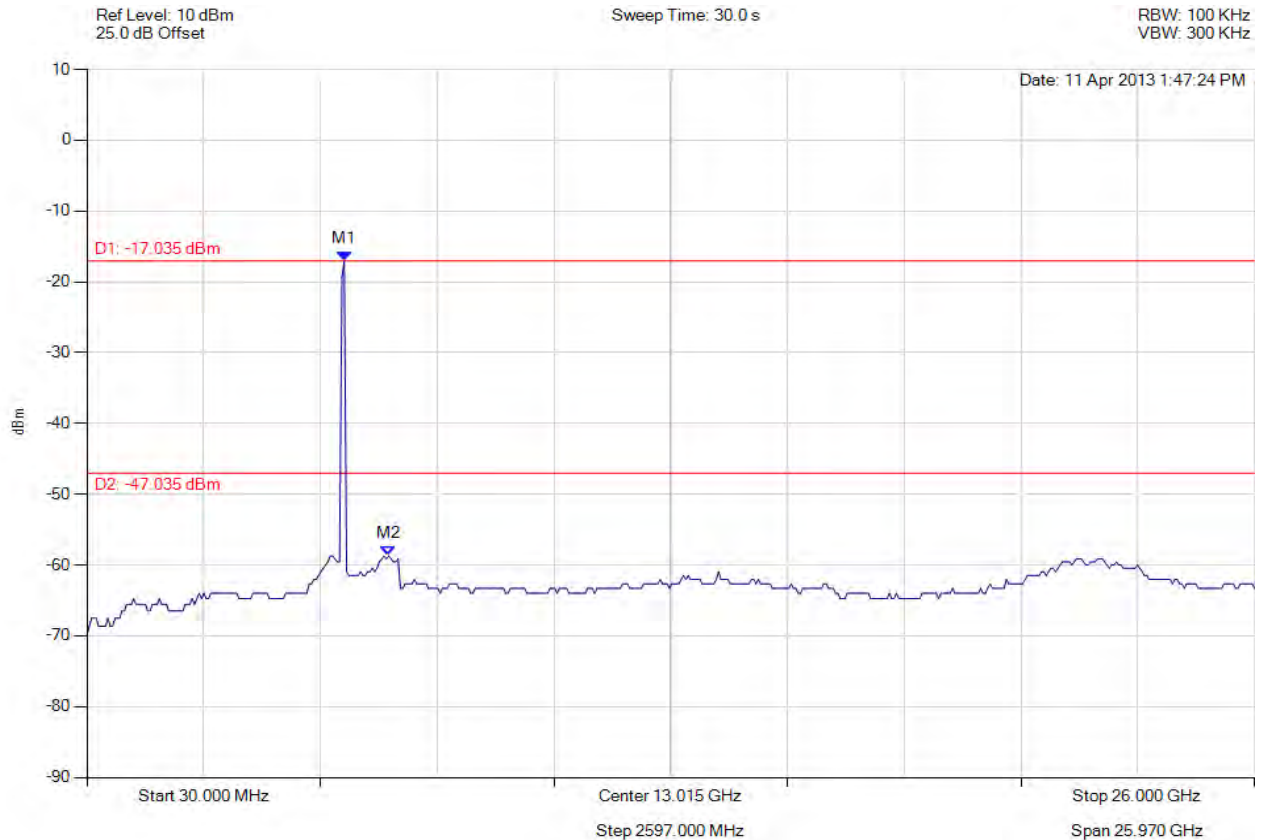


Title: APIN0114, APIN0115 802.11a/b/g/n
To: FCC 47 CFR Part 15.247 & IC RSS-210
Serial #: ARUB148-U4 Rev A
Issue Date: 2nd August 2013
Page: 331 of 394



CONDUCTED SPURIOUS EMISSIONS

Variant: 802.11n HT-20, Channel: 5745.00 MHz, Chain b, Temp: Ambient, Voltage: 12 Vdc



Analyser Setup	Marker : Frequency : Amplitude	Test Results
Detector = AVERAGE Sweep Count = 0 RF Atten (dB) = 10 Trace Mode = VIEW	M1 : 5754.850 MHz : -17.035 dBm M2 : 6743.687 MHz : -58.717 dBm	Limit: -47.04 dBm Margin: -11.68 dB

[Back to the Matrix](#)

This test report may be reproduced in full only. The document may only be updated by MiCOM Labs personnel. Any changes will be noted in the Document History section of the report.

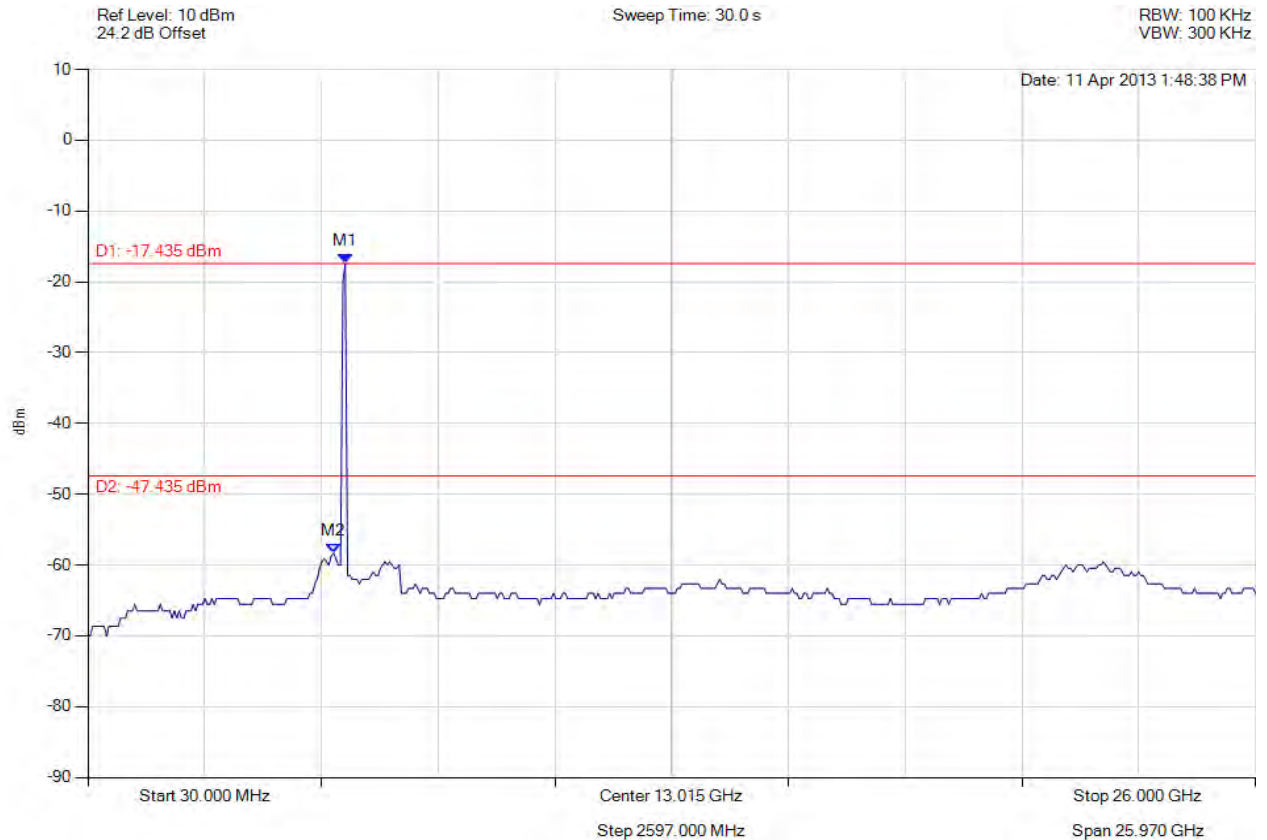


Title: APIN0114, APIN0115 802.11a/b/g/n
To: FCC 47 CFR Part 15.247 & IC RSS-210
Serial #: ARUB148-U4 Rev A
Issue Date: 2nd August 2013
Page: 332 of 394



CONDUCTED SPURIOUS EMISSIONS

Variant: 802.11n HT-20, Channel: 5745.00 MHz, Chain c, Temp: Ambient, Voltage: 12 Vdc



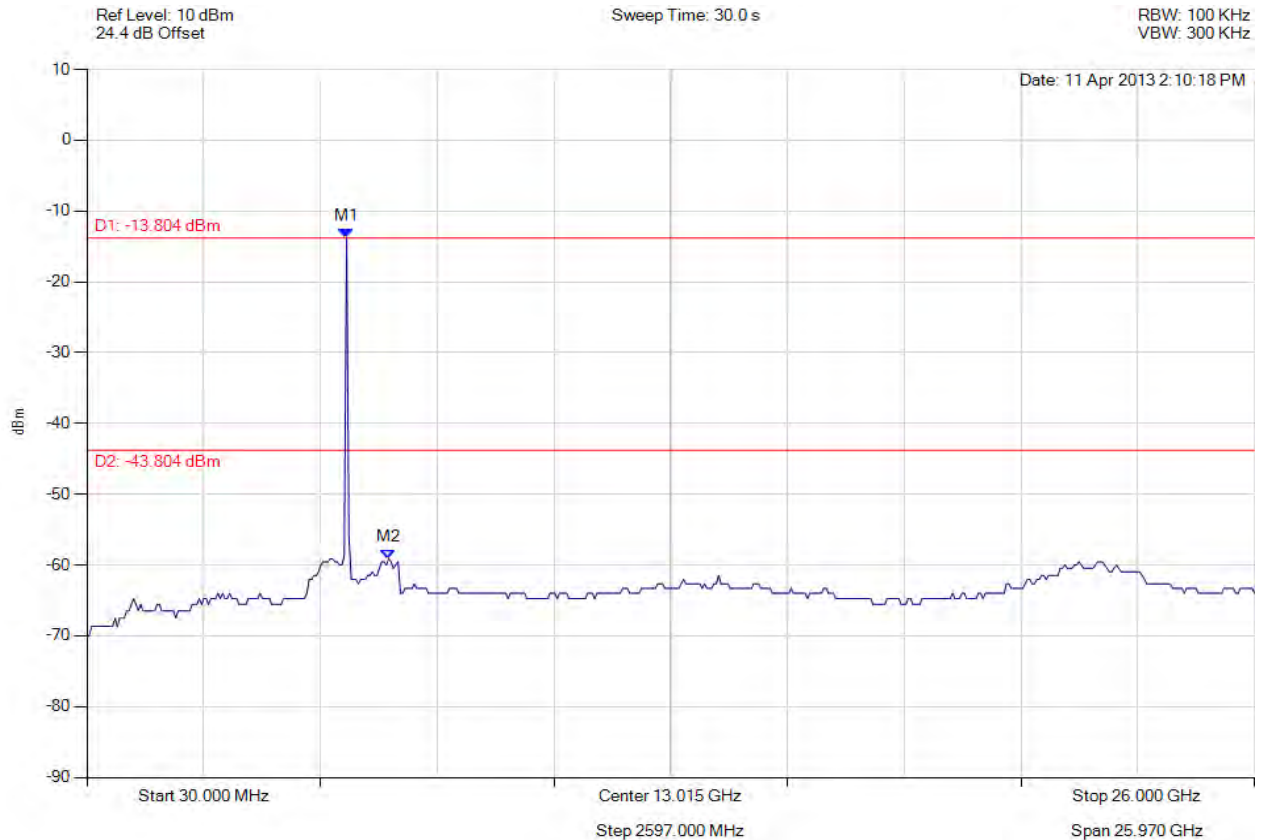
Analyser Setup	Marker : Frequency : Amplitude	Test Results
Detector = AVERAGE Sweep Count = 0 RF Atten (dB) = 10 Trace Mode = VIEW	M1 : 5754.850 MHz : -17.435 dBm M2 : 5494.629 MHz : -58.331 dBm	Limit: -47.44 dBm Margin: -10.89 dB

[Back to the Matrix](#)

This test report may be reproduced in full only. The document may only be updated by MiCOM Labs personnel. Any changes will be noted in the Document History section of the report.

CONDUCTED SPURIOUS EMISSIONS

Variant: 802.11n HT-20, Channel: 5825.00 MHz, Chain a, Temp: Ambient, Voltage: 12 Vdc



Analyser Setup	Marker : Frequency : Amplitude	Test Results
Detector = AVERAGE Sweep Count = 0 RF Atten (dB) = 10 Trace Mode = VIEW	M1 : 5806.894 MHz : -13.804 dBm M2 : 6743.687 MHz : -59.121 dBm	Limit: -43.80 dBm Margin: -15.32 dB

[Back to the Matrix](#)

This test report may be reproduced in full only. The document may only be updated by MiCOM Labs personnel. Any changes will be noted in the Document History section of the report.

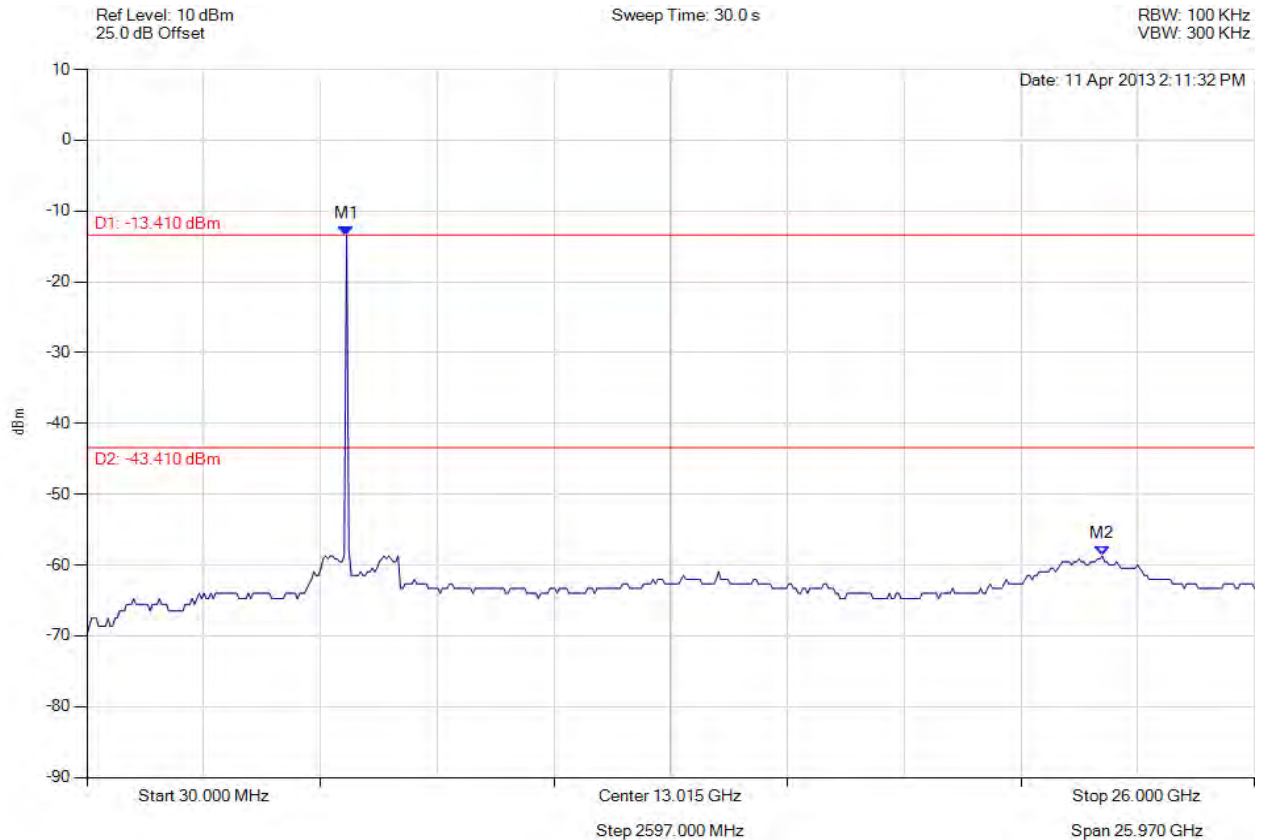


Title: APIN0114, APIN0115 802.11a/b/g/n
To: FCC 47 CFR Part 15.247 & IC RSS-210
Serial #: ARUB148-U4 Rev A
Issue Date: 2nd August 2013
Page: 334 of 394



CONDUCTED SPURIOUS EMISSIONS

Variant: 802.11n HT-20, Channel: 5825.00 MHz, Chain b, Temp: Ambient, Voltage: 12 Vdc



Analyser Setup	Marker : Frequency : Amplitude	Test Results
Detector = AVERAGE Sweep Count = 0 RF Atten (dB) = 10 Trace Mode = VIEW	M1 : 5806.894 MHz : -13.410 dBm M2 : 22.617 GHz : -58.717 dBm	Limit: -43.41 dBm Margin: -15.31 dB

[Back to the Matrix](#)

This test report may be reproduced in full only. The document may only be updated by MiCOM Labs personnel. Any changes will be noted in the Document History section of the report.

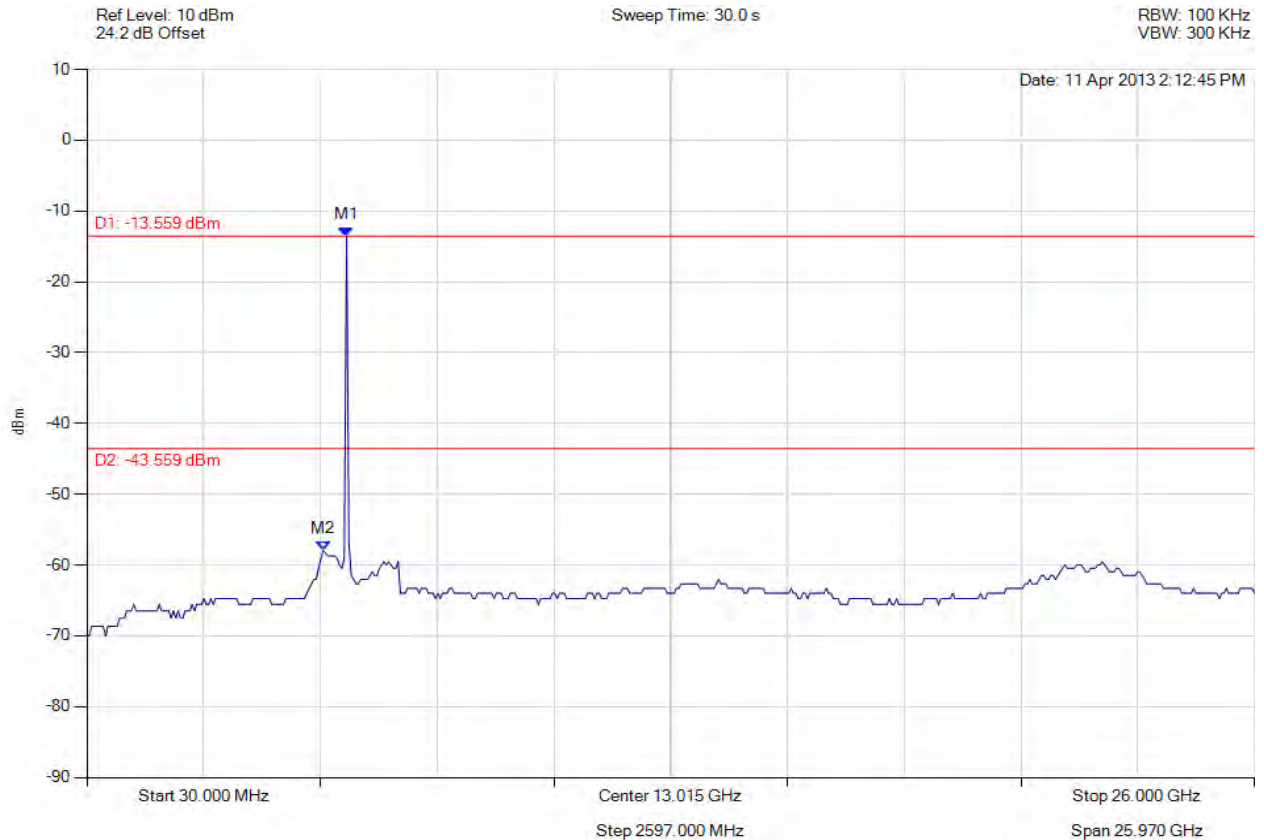


Title: APIN0114, APIN0115 802.11a/b/g/n
To: FCC 47 CFR Part 15.247 & IC RSS-210
Serial #: ARUB148-U4 Rev A
Issue Date: 2nd August 2013
Page: 335 of 394



CONDUCTED SPURIOUS EMISSIONS

Variant: 802.11n HT-20, Channel: 5825.00 MHz, Chain c, Temp: Ambient, Voltage: 12 Vdc



Analyser Setup	Marker : Frequency : Amplitude	Test Results
Detector = AVERAGE Sweep Count = 0 RF Atten (dB) = 10 Trace Mode = VIEW	M1 : 5806.894 MHz : -13.559 dBm M2 : 5286.453 MHz : -57.961 dBm	Limit: -43.56 dBm Margin: -14.40 dB

[Back to the Matrix](#)

This test report may be reproduced in full only. The document may only be updated by MiCOM Labs personnel. Any changes will be noted in the Document History section of the report.

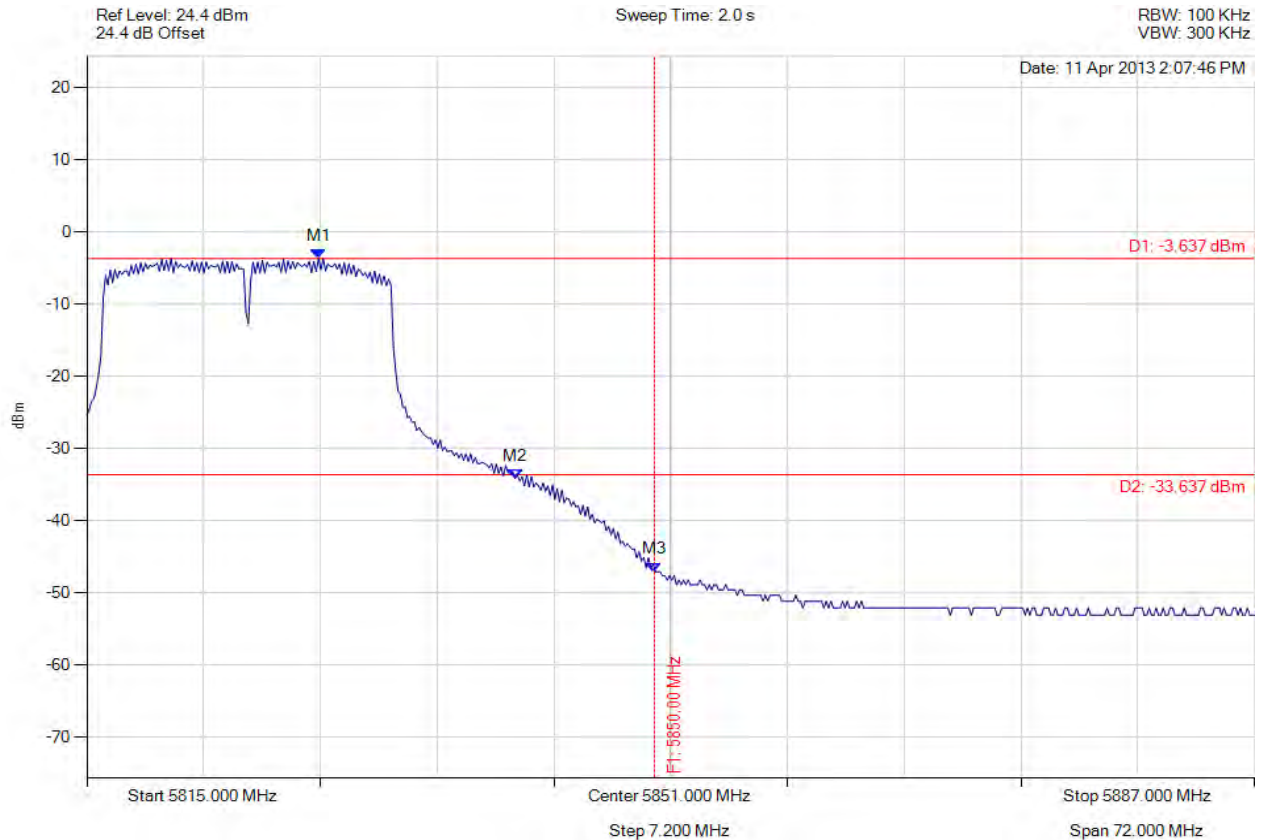


Title: APIN0114, APIN0115 802.11a/b/g/n
To: FCC 47 CFR Part 15.247 & IC RSS-210
Serial #: ARUB148-U4 Rev A
Issue Date: 2nd August 2013
Page: 336 of 394



CONDUCTED HIGH BAND-EDGE EMISSION

Variant: 802.11n HT-20, Channel: 5825.00 MHz, Chain a, Temp: Ambient, Voltage: 12 Vdc



Analyser Setup	Marker : Frequency : Amplitude	Test Results
Detector = AVERAGE Sweep Count = 0 RF Atten (dB) = 20 Trace Mode = VIEW	M1 : 5829.285 MHz : -3.637 dBm M2 : 5841.405 MHz : -34.140 dBm M3 : 5850.000 MHz : -47.083 dBm	Limit: -33.64 dBm Margin: -13.44 dB

[Back to the Matrix](#)

This test report may be reproduced in full only. The document may only be updated by MiCOM Labs personnel. Any changes will be noted in the Document History section of the report.

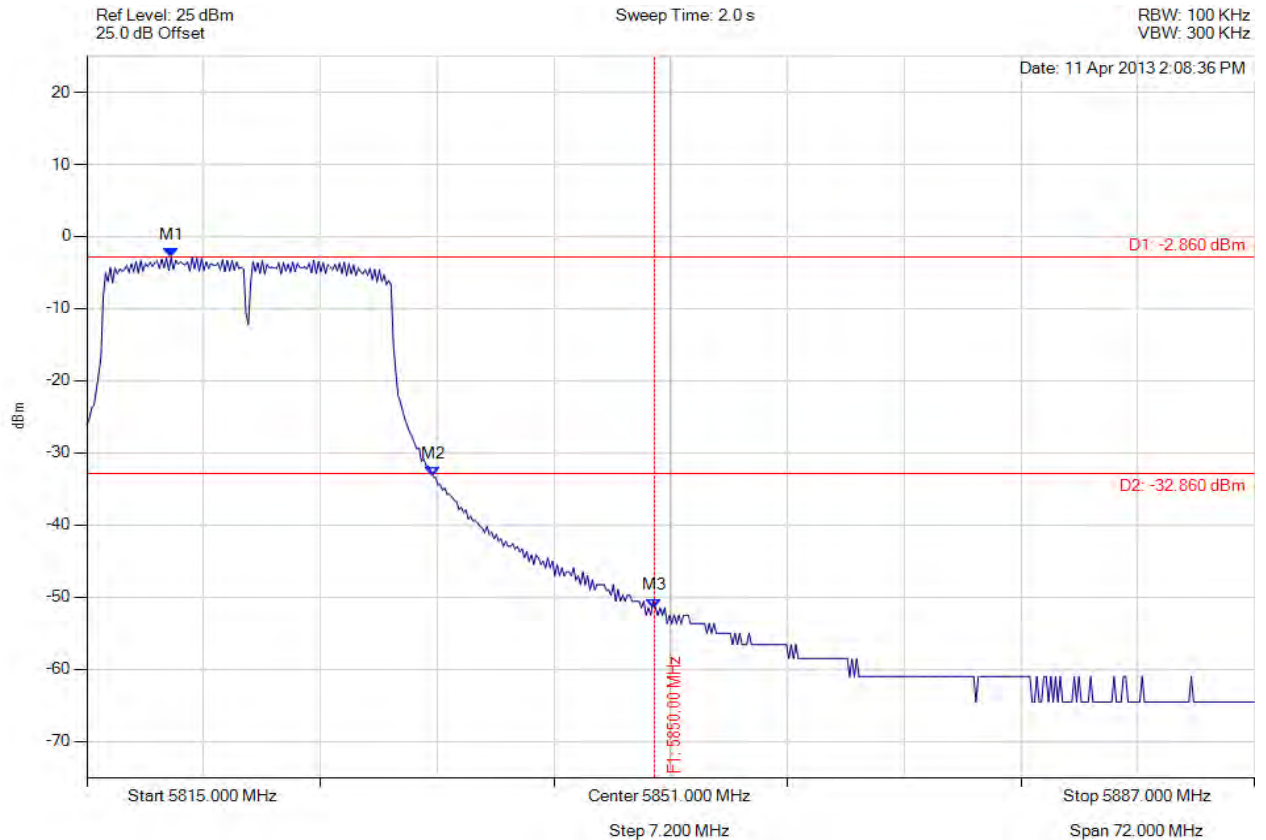


Title: APIN0114, APIN0115 802.11a/b/g/n
To: FCC 47 CFR Part 15.247 & IC RSS-210
Serial #: ARUB148-U4 Rev A
Issue Date: 2nd August 2013
Page: 337 of 394



CONDUCTED HIGH BAND-EDGE EMISSION

Variant: 802.11n HT-20, Channel: 5825.00 MHz, Chain b, Temp: Ambient, Voltage: 12 Vdc



Analyser Setup	Marker : Frequency : Amplitude	Test Results
Detector = AVERAGE Sweep Count = 0 RF Atten (dB) = 10 Trace Mode = VIEW	M1 : 5820.194 MHz : -2.860 dBm M2 : 5836.355 MHz : -33.299 dBm M3 : 5850.000 MHz : -51.480 dBm	Limit: -32.86 dBm Margin: -18.62 dB

[Back to the Matrix](#)

This test report may be reproduced in full only. The document may only be updated by MiCOM Labs personnel. Any changes will be noted in the Document History section of the report.

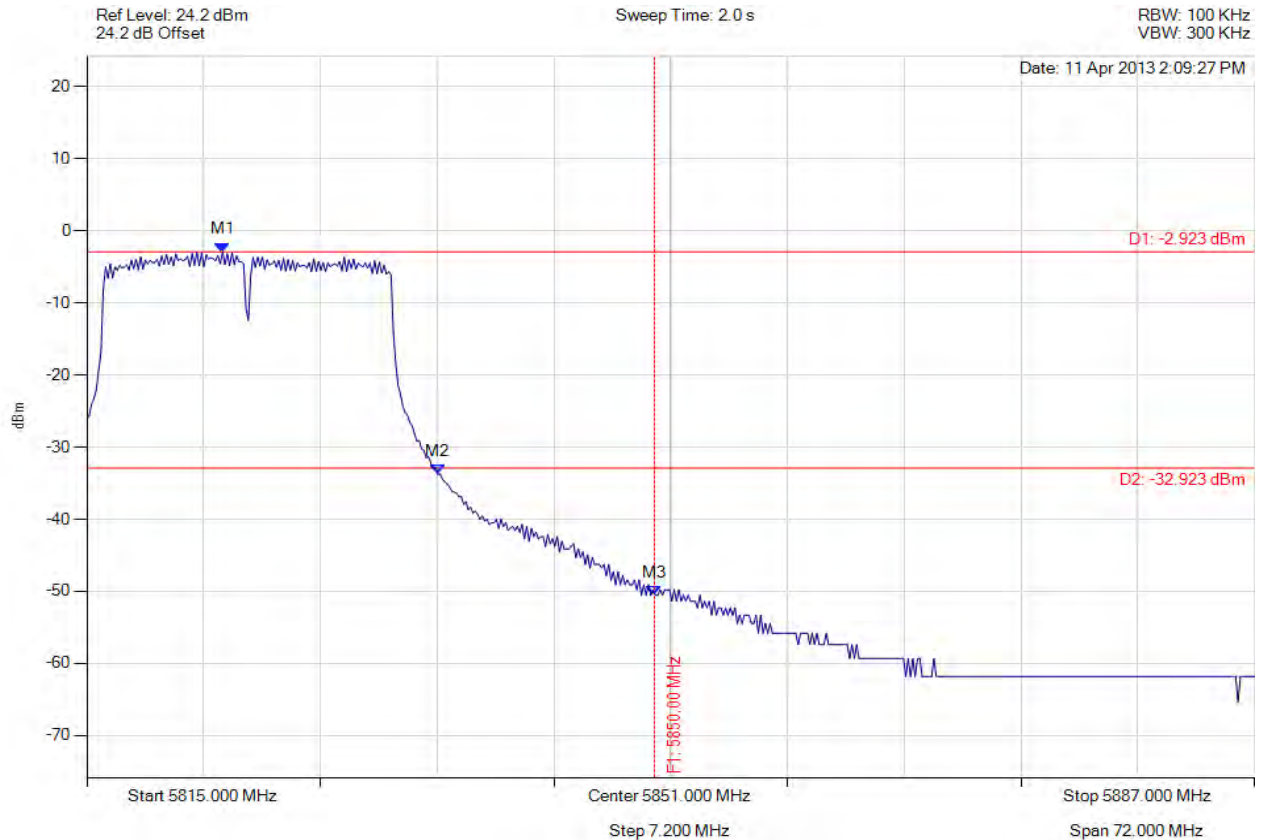


Title: APIN0114, APIN0115 802.11a/b/g/n
To: FCC 47 CFR Part 15.247 & IC RSS-210
Serial #: ARUB148-U4 Rev A
Issue Date: 2nd August 2013
Page: 338 of 394



CONDUCTED HIGH BAND-EDGE EMISSION

Variant: 802.11n HT-20, Channel: 5825.00 MHz, Chain c, Temp: Ambient, Voltage: 12 Vdc



Analyser Setup	Marker : Frequency : Amplitude	Test Results
Detector = AVERAGE Sweep Count = 0 RF Atten (dB) = 10 Trace Mode = VIEW	M1 : 5823.369 MHz : -2.923 dBm M2 : 5836.643 MHz : -33.749 dBm M3 : 5850.000 MHz : -50.537 dBm	Limit: -32.92 dBm Margin: -17.62 dB

[Back to the Matrix](#)

This test report may be reproduced in full only. The document may only be updated by MiCOM Labs personnel. Any changes will be noted in the Document History section of the report.

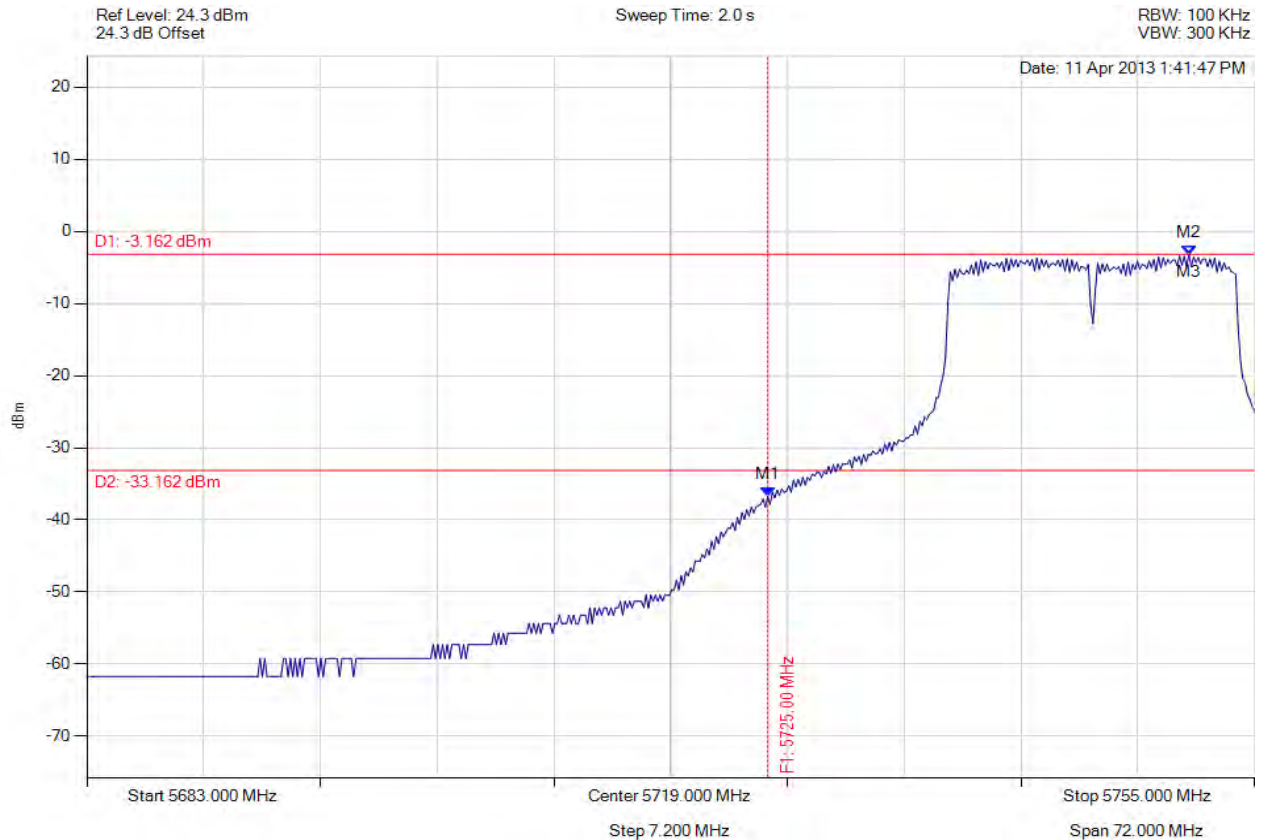


Title: APIN0114, APIN0115 802.11a/b/g/n
To: FCC 47 CFR Part 15.247 & IC RSS-210
Serial #: ARUB148-U4 Rev A
Issue Date: 2nd August 2013
Page: 339 of 394



CONDUCTED LOW BAND-EDGE EMISSION

Variant: 802.11n HT-20, Channel: 5745.00 MHz, Chain a, Temp: Ambient, Voltage: 12 Vdc



Analyser Setup	Marker : Frequency : Amplitude	Test Results
Detector = AVERAGE Sweep Count = 0 RF Atten (dB) = 10 Trace Mode = VIEW	M1 : 5725.000 MHz : -36.780 dBm M2 : 5750.960 MHz : -3.162 dBm M3 : 5750.960 MHz : -3.162 dBm	Limit: -33.16 dBm Margin: -3.62 dB

[Back to the Matrix](#)

This test report may be reproduced in full only. The document may only be updated by MiCOM Labs personnel. Any changes will be noted in the Document History section of the report.

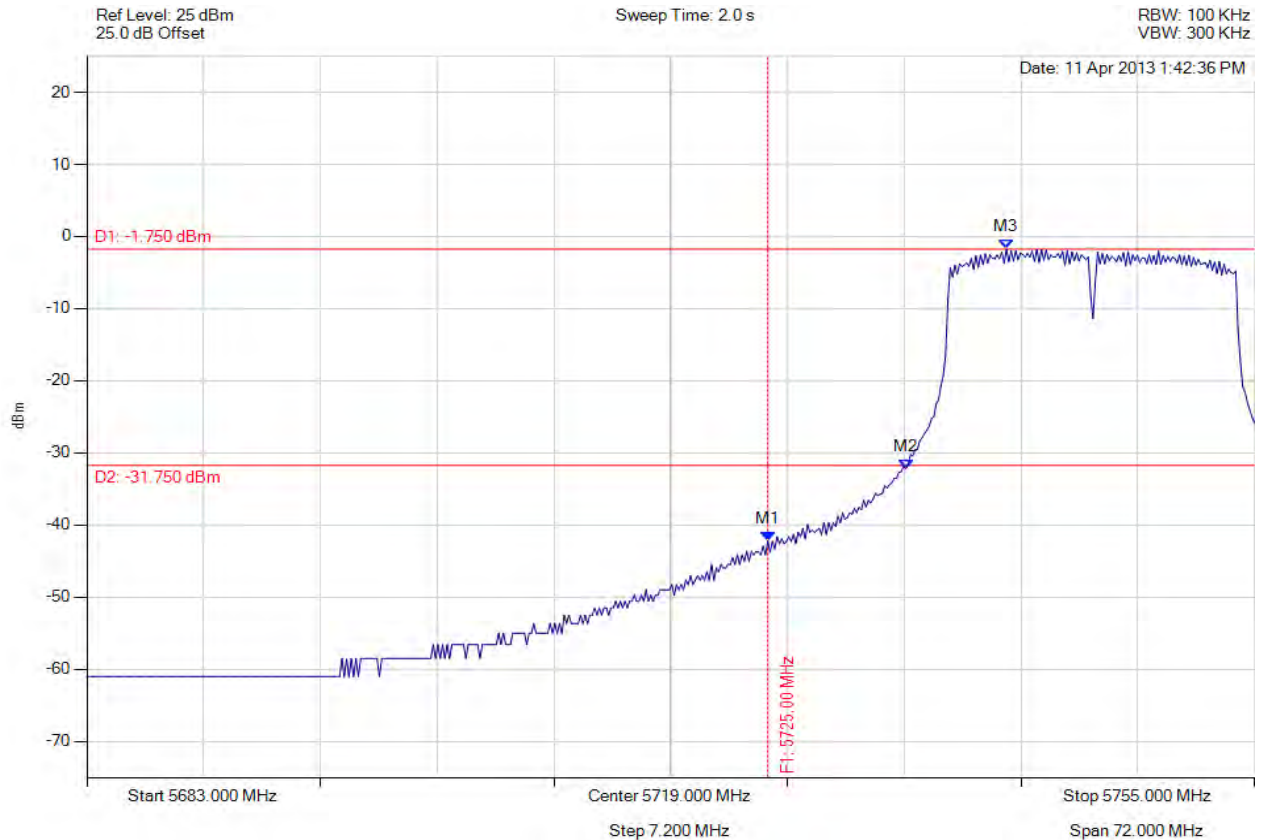


Title: APIN0114, APIN0115 802.11a/b/g/n
To: FCC 47 CFR Part 15.247 & IC RSS-210
Serial #: ARUB148-U4 Rev A
Issue Date: 2nd August 2013
Page: 340 of 394



CONDUCTED LOW BAND-EDGE EMISSION

Variant: 802.11n HT-20, Channel: 5745.00 MHz, Chain b, Temp: Ambient, Voltage: 12 Vdc



Analyser Setup	Marker : Frequency : Amplitude	Test Results
Detector = AVERAGE Sweep Count = 0 RF Atten (dB) = 10 Trace Mode = VIEW	M1 : 5725.000 MHz : -42.266 dBm M2 : 5733.501 MHz : -32.184 dBm M3 : 5739.705 MHz : -1.750 dBm	Limit: -31.75 dBm Margin: -10.52 dB

[Back to the Matrix](#)

This test report may be reproduced in full only. The document may only be updated by MiCOM Labs personnel. Any changes will be noted in the Document History section of the report.

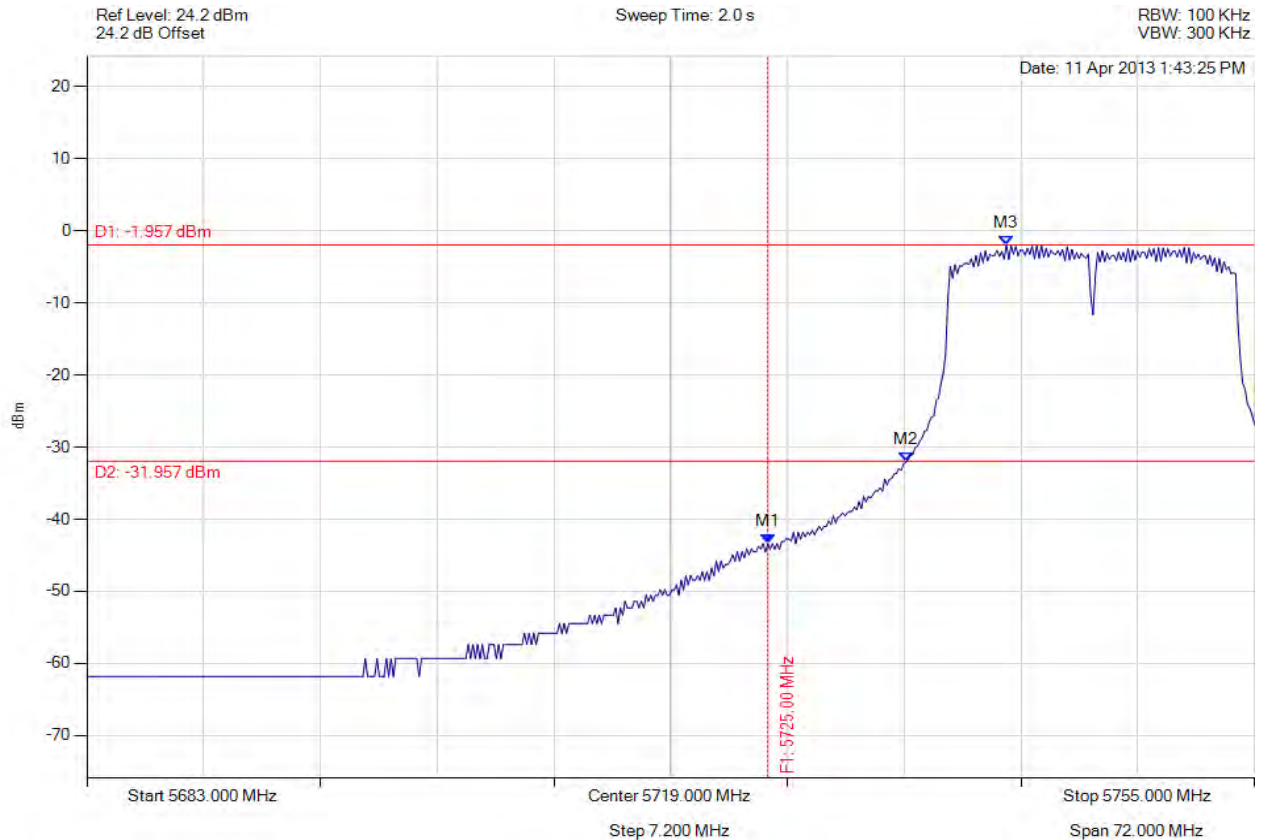


Title: APIN0114, APIN0115 802.11a/b/g/n
To: FCC 47 CFR Part 15.247 & IC RSS-210
Serial #: ARUB148-U4 Rev A
Issue Date: 2nd August 2013
Page: 341 of 394



CONDUCTED LOW BAND-EDGE EMISSION

Variant: 802.11n HT-20, Channel: 5745.00 MHz, Chain c, Temp: Ambient, Voltage: 12 Vdc



Analyser Setup	Marker : Frequency : Amplitude	Test Results
Detector = AVERAGE Sweep Count = 0 RF Atten (dB) = 10 Trace Mode = VIEW	M1 : 5725.000 MHz : -43.407 dBm M2 : 5733.501 MHz : -32.090 dBm M3 : 5739.705 MHz : -1.957 dBm	Limit: -31.96 dBm Margin: -11.45 dB

[Back to the Matrix](#)

This test report may be reproduced in full only. The document may only be updated by MiCOM Labs personnel. Any changes will be noted in the Document History section of the report.

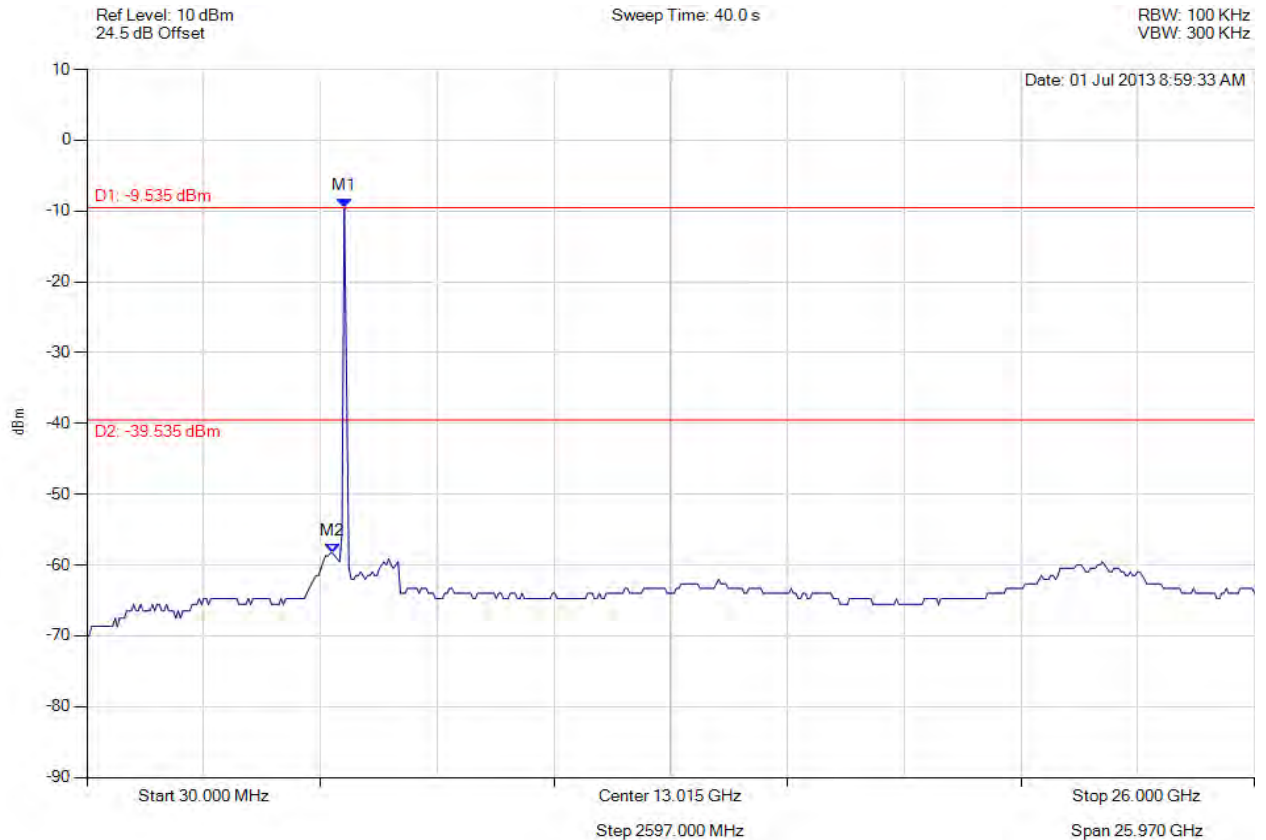


Title: APIN0114, APIN0115 802.11a/b/g/n
To: FCC 47 CFR Part 15.247 & IC RSS-210
Serial #: ARUB148-U4 Rev A
Issue Date: 2nd August 2013
Page: 342 of 394



CONDUCTED SPURIOUS EMISSIONS - AVERAGE

Variant: 802.11n HT-20, Channel: 5785.00 MHz, Chain a, Temp: Ambient, Voltage: 12 Vdc



Analyser Setup	Marker : Frequency : Amplitude	Test Results
Detector = AVERAGE Sweep Count = 0 RF Atten (dB) = 10 Trace Mode = VIEW	M1 : 5754.850 MHz : -9.535 dBm M2 : 5494.629 MHz : -58.331 dBm	Limit: -39.54 dBm Margin: -18.79 dB

[Back to the Matrix](#)

This test report may be reproduced in full only. The document may only be updated by MiCOM Labs personnel. Any changes will be noted in the Document History section of the report.

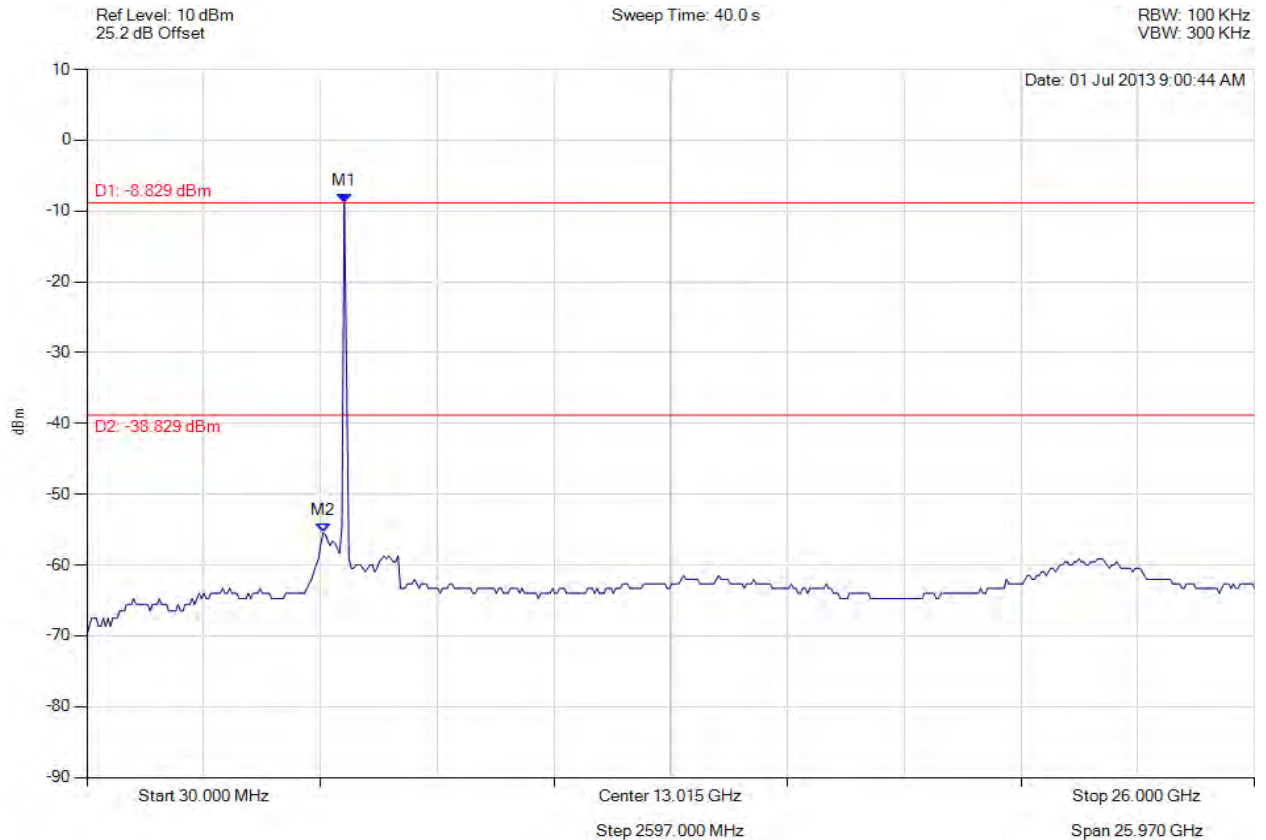


Title: APIN0114, APIN0115 802.11a/b/g/n
To: FCC 47 CFR Part 15.247 & IC RSS-210
Serial #: ARUB148-U4 Rev A
Issue Date: 2nd August 2013
Page: 343 of 394



CONDUCTED SPURIOUS EMISSIONS - AVERAGE

Variant: 802.11n HT-20, Channel: 5785.00 MHz, Chain b, Temp: Ambient, Voltage: 12 Vdc



Analyser Setup	Marker : Frequency : Amplitude	Test Results
Detector = AVERAGE Sweep Count = 0 RF Atten (dB) = 10 Trace Mode = VIEW	M1 : 5754.850 MHz : -8.829 dBm M2 : 5286.453 MHz : -55.462 dBm	Limit: -38.83 dBm Margin: -16.63 dB

[Back to the Matrix](#)

This test report may be reproduced in full only. The document may only be updated by MiCOM Labs personnel. Any changes will be noted in the Document History section of the report.

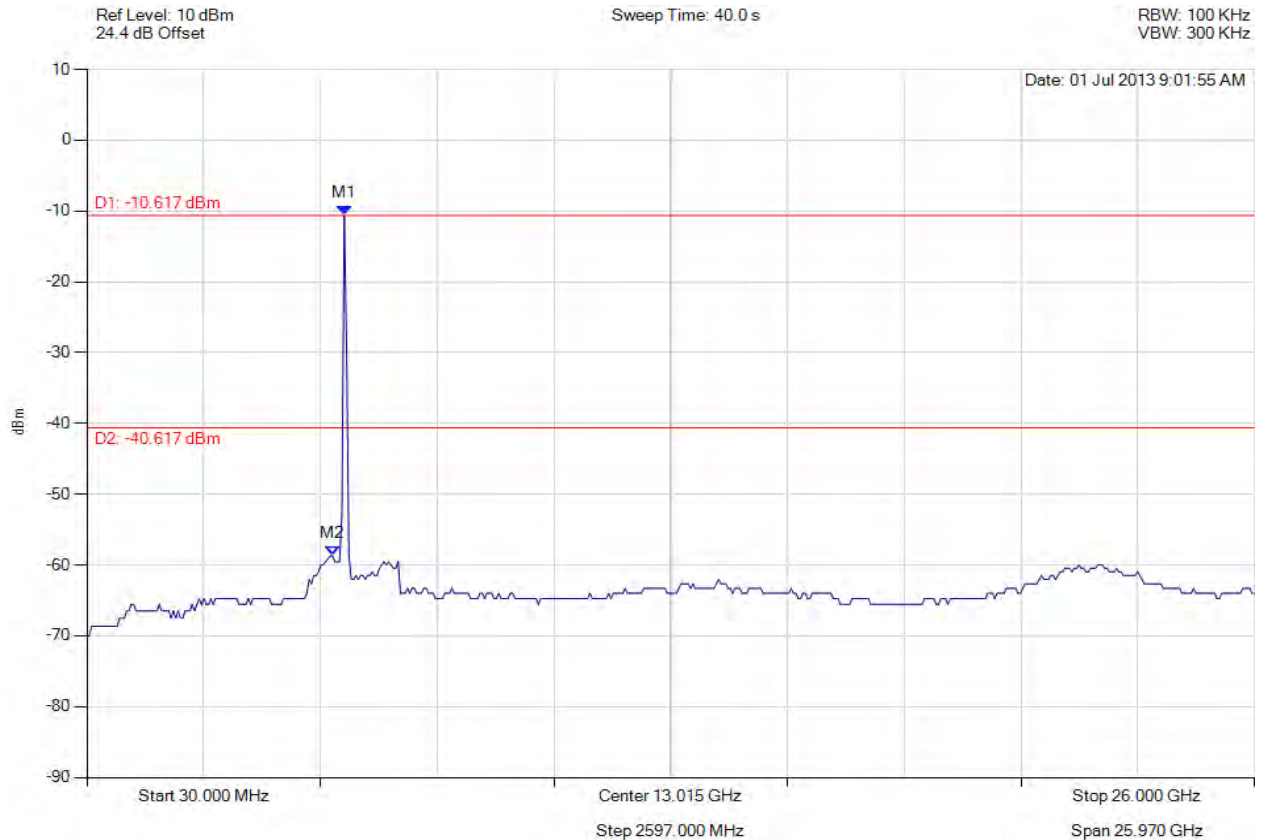


Title: APIN0114, APIN0115 802.11a/b/g/n
To: FCC 47 CFR Part 15.247 & IC RSS-210
Serial #: ARUB148-U4 Rev A
Issue Date: 2nd August 2013
Page: 344 of 394



CONDUCTED SPURIOUS EMISSIONS - AVERAGE

Variant: 802.11n HT-20, Channel: 5785.00 MHz, Chain c, Temp: Ambient, Voltage: 12 Vdc



Analyser Setup	Marker : Frequency : Amplitude	Test Results
Detector = AVERAGE Sweep Count = 0 RF Atten (dB) = 10 Trace Mode = VIEW	M1 : 5754.850 MHz : -10.617 dBm M2 : 5494.629 MHz : -58.717 dBm	Limit: -40.62 dBm Margin: -18.10 dB

[Back to the Matrix](#)

This test report may be reproduced in full only. The document may only be updated by MiCOM Labs personnel. Any changes will be noted in the Document History section of the report.

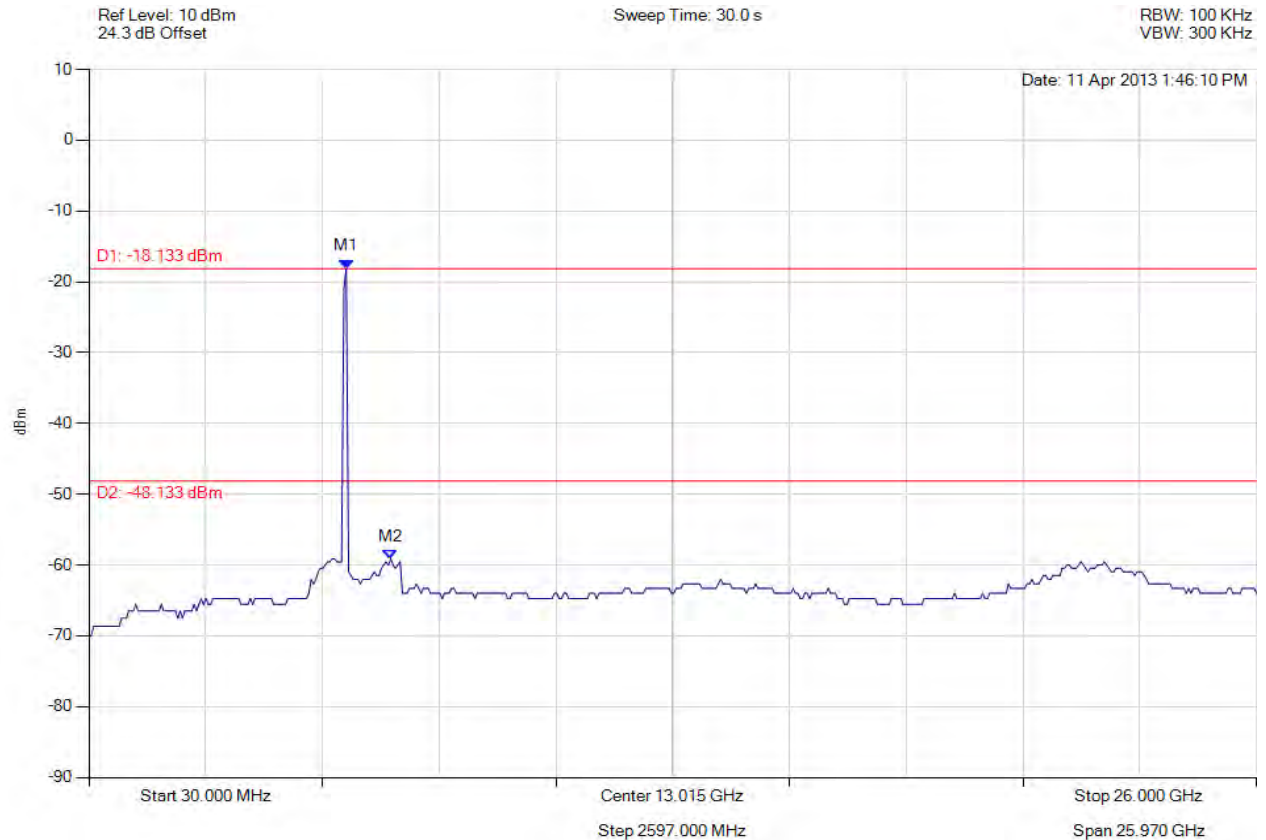


Title: APIN0114, APIN0115 802.11a/b/g/n
To: FCC 47 CFR Part 15.247 & IC RSS-210
Serial #: ARUB148-U4 Rev A
Issue Date: 2nd August 2013
Page: 345 of 394



CONDUCTED SPURIOUS EMISSIONS

Variant: 802.11n HT-20, Channel: 5745.00 MHz, Chain a, Temp: Ambient, Voltage: 12 Vdc



Analyser Setup	Marker : Frequency : Amplitude	Test Results
Detector = AVERAGE Sweep Count = 0 RF Atten (dB) = 10 Trace Mode = VIEW	M1 : 5754.850 MHz : -18.133 dBm M2 : 6743.687 MHz : -59.121 dBm	Limit: -48.13 dBm Margin: -10.99 dB

[Back to the Matrix](#)

This test report may be reproduced in full only. The document may only be updated by MiCOM Labs personnel. Any changes will be noted in the Document History section of the report.

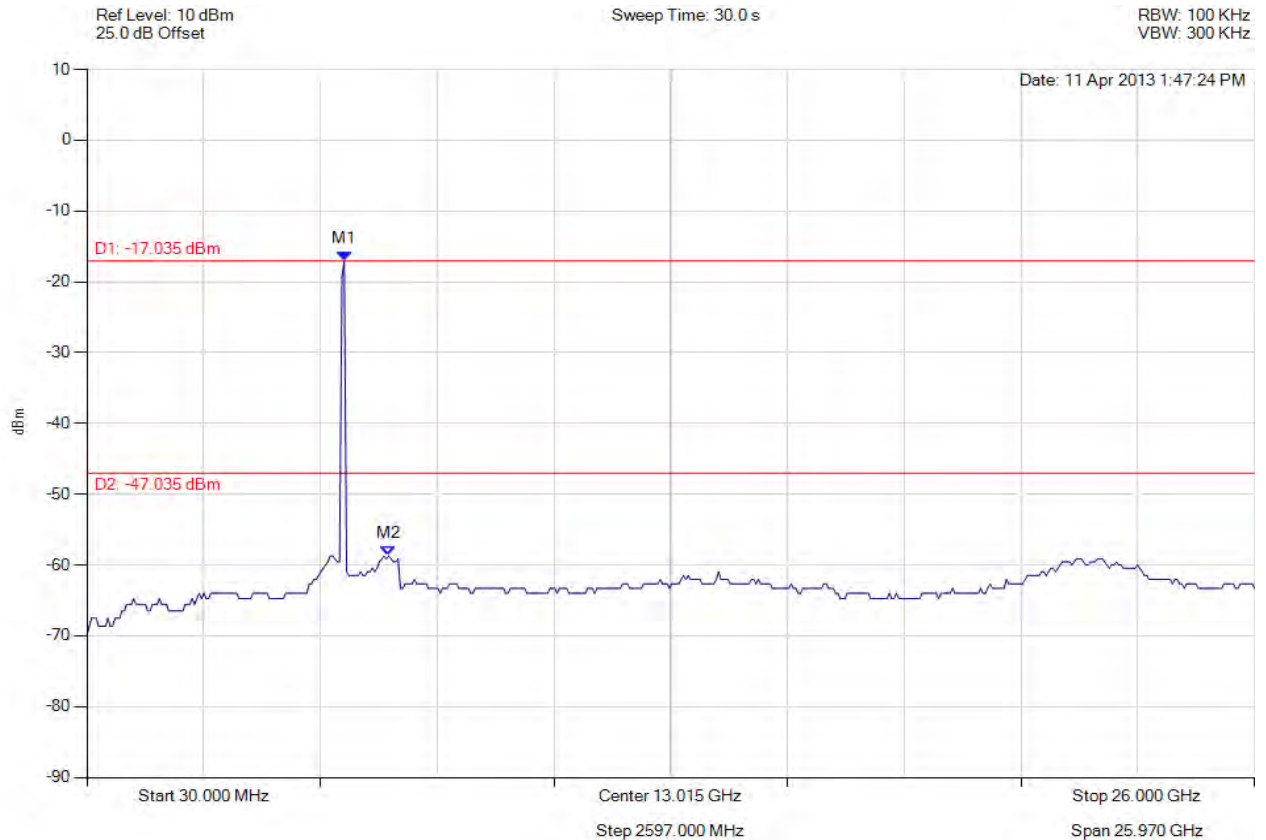


Title: APIN0114, APIN0115 802.11a/b/g/n
To: FCC 47 CFR Part 15.247 & IC RSS-210
Serial #: ARUB148-U4 Rev A
Issue Date: 2nd August 2013
Page: 346 of 394



CONDUCTED SPURIOUS EMISSIONS

Variant: 802.11n HT-20, Channel: 5745.00 MHz, Chain b, Temp: Ambient, Voltage: 12 Vdc



Analyser Setup	Marker : Frequency : Amplitude	Test Results
Detector = AVERAGE Sweep Count = 0 RF Atten (dB) = 10 Trace Mode = VIEW	M1 : 5754.850 MHz : -17.035 dBm M2 : 6743.687 MHz : -58.717 dBm	Limit: -47.04 dBm Margin: -11.68 dB

[Back to the Matrix](#)

This test report may be reproduced in full only. The document may only be updated by MiCOM Labs personnel. Any changes will be noted in the Document History section of the report.

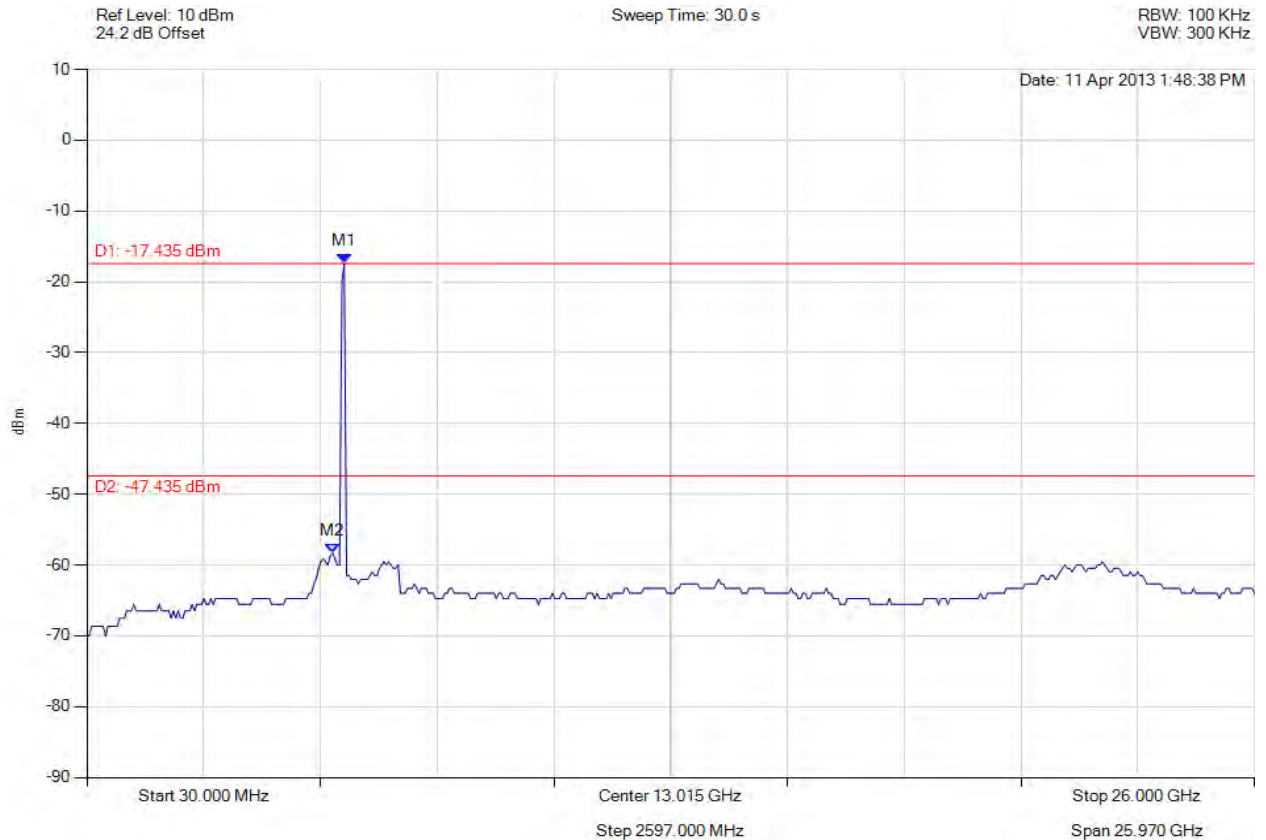


Title: APIN0114, APIN0115 802.11a/b/g/n
To: FCC 47 CFR Part 15.247 & IC RSS-210
Serial #: ARUB148-U4 Rev A
Issue Date: 2nd August 2013
Page: 347 of 394



CONDUCTED SPURIOUS EMISSIONS

Variant: 802.11n HT-20, Channel: 5745.00 MHz, Chain c, Temp: Ambient, Voltage: 12 Vdc



Analyser Setup	Marker : Frequency : Amplitude	Test Results
Detector = AVERAGE Sweep Count = 0 RF Atten (dB) = 10 Trace Mode = VIEW	M1 : 5754.850 MHz : -17.435 dBm M2 : 5494.629 MHz : -58.331 dBm	Limit: -47.44 dBm Margin: -10.89 dB

[Back to the Matrix](#)

This test report may be reproduced in full only. The document may only be updated by MiCOM Labs personnel. Any changes will be noted in the Document History section of the report.

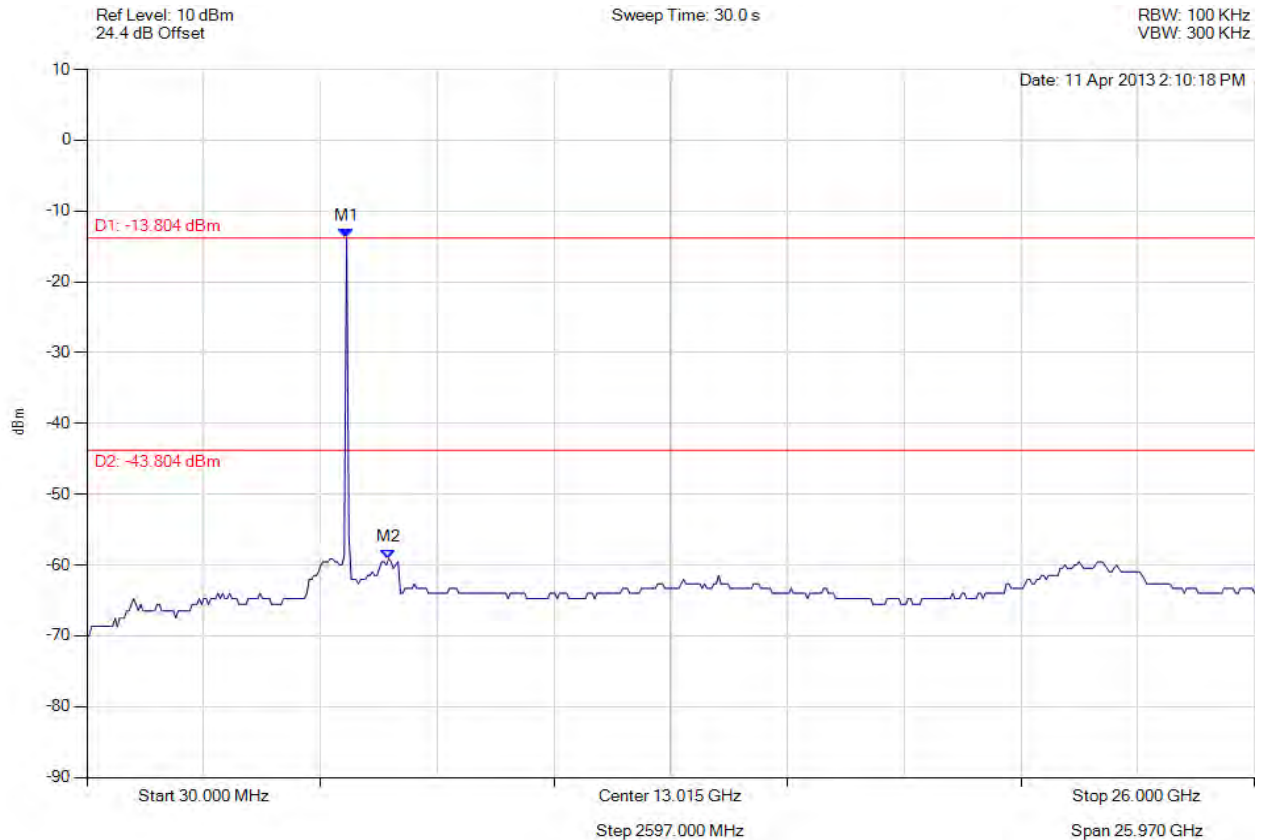


Title: APIN0114, APIN0115 802.11a/b/g/n
To: FCC 47 CFR Part 15.247 & IC RSS-210
Serial #: ARUB148-U4 Rev A
Issue Date: 2nd August 2013
Page: 348 of 394



CONDUCTED SPURIOUS EMISSIONS

Variant: 802.11n HT-20, Channel: 5825.00 MHz, Chain a, Temp: Ambient, Voltage: 12 Vdc



Analyser Setup	Marker : Frequency : Amplitude	Test Results
Detector = AVERAGE Sweep Count = 0 RF Atten (dB) = 10 Trace Mode = VIEW	M1 : 5806.894 MHz : -13.804 dBm M2 : 6743.687 MHz : -59.121 dBm	Limit: -43.80 dBm Margin: -15.32 dB

[Back to the Matrix](#)

This test report may be reproduced in full only. The document may only be updated by MiCOM Labs personnel. Any changes will be noted in the Document History section of the report.

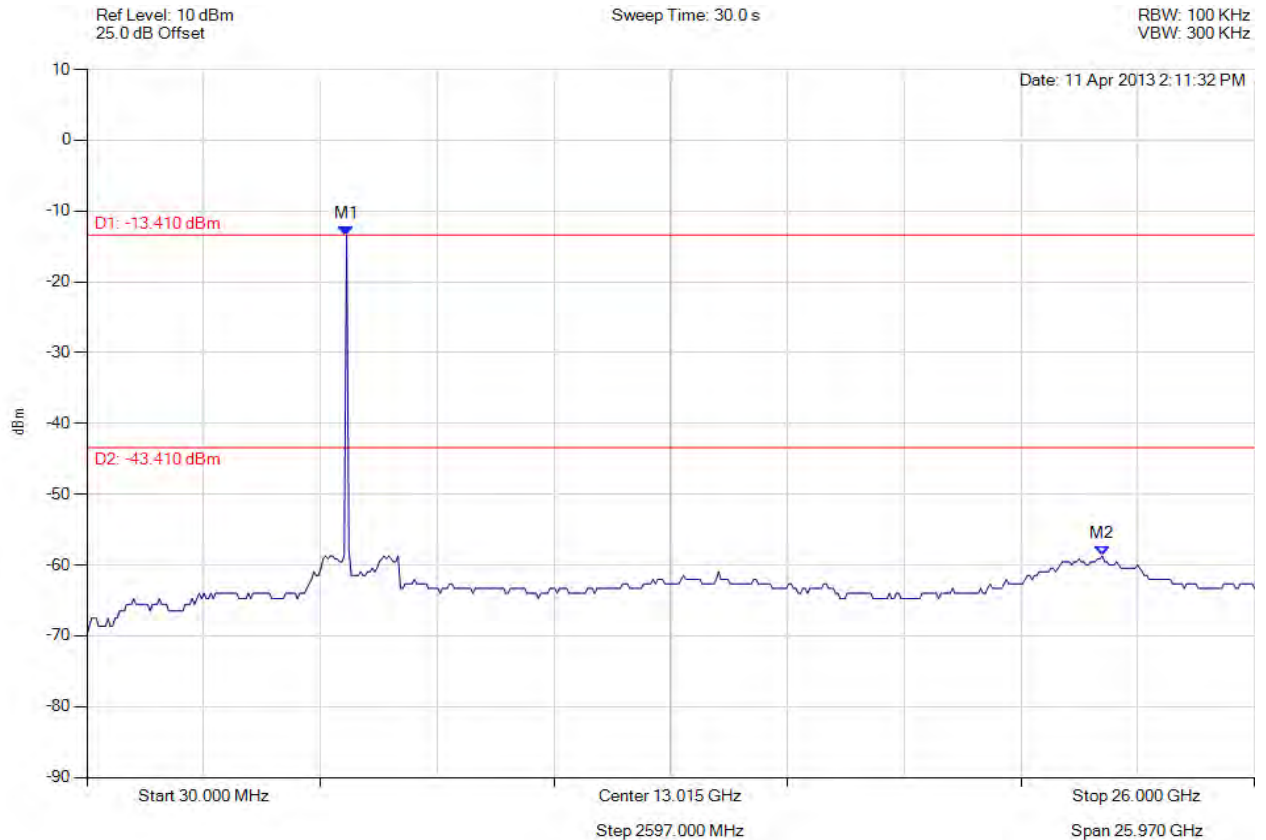


Title: APIN0114, APIN0115 802.11a/b/g/n
To: FCC 47 CFR Part 15.247 & IC RSS-210
Serial #: ARUB148-U4 Rev A
Issue Date: 2nd August 2013
Page: 349 of 394



CONDUCTED SPURIOUS EMISSIONS

Variant: 802.11n HT-20, Channel: 5825.00 MHz, Chain b, Temp: Ambient, Voltage: 12 Vdc



Analyser Setup	Marker : Frequency : Amplitude	Test Results
Detector = AVERAGE Sweep Count = 0 RF Atten (dB) = 10 Trace Mode = VIEW	M1 : 5806.894 MHz : -13.410 dBm M2 : 22.617 GHz : -58.717 dBm	Limit: -43.41 dBm Margin: -15.31 dB

[Back to the Matrix](#)

This test report may be reproduced in full only. The document may only be updated by MiCOM Labs personnel. Any changes will be noted in the Document History section of the report.

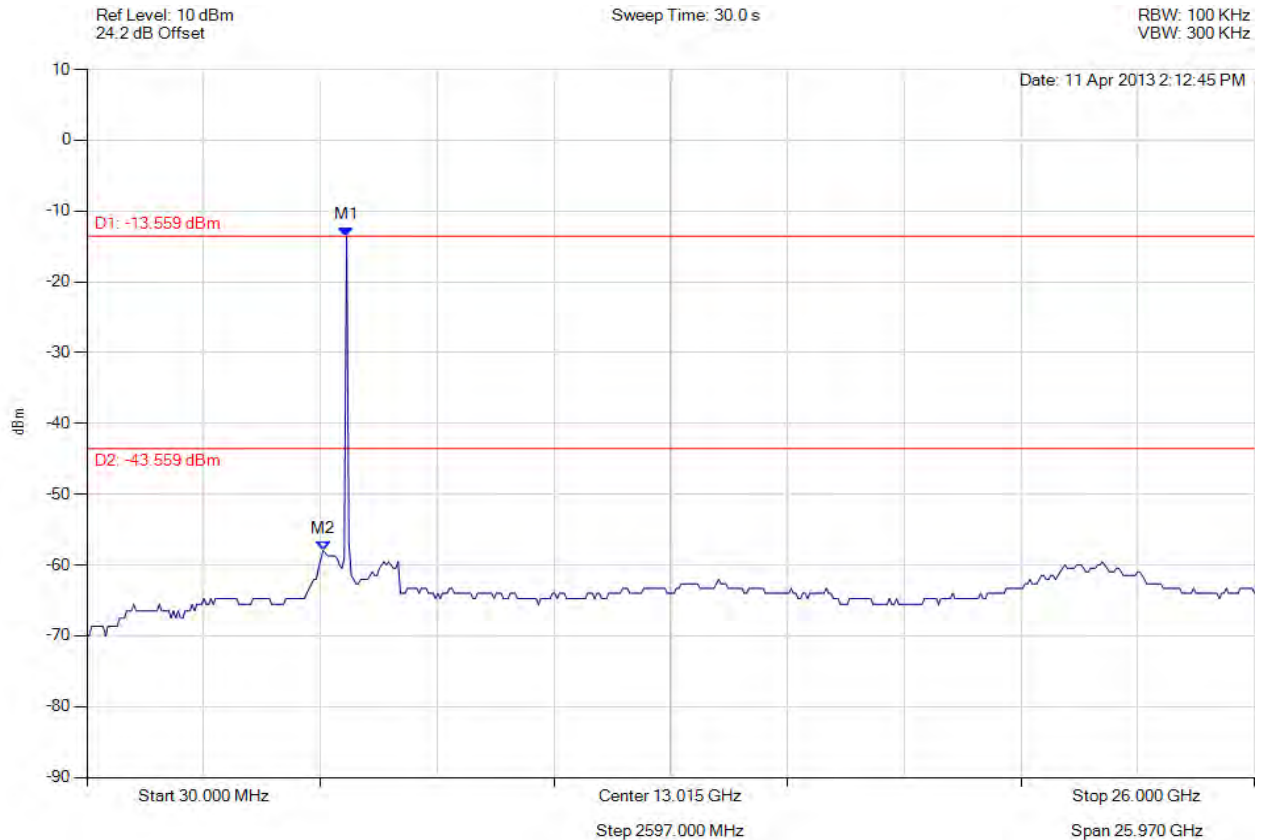


Title: APIN0114, APIN0115 802.11a/b/g/n
To: FCC 47 CFR Part 15.247 & IC RSS-210
Serial #: ARUB148-U4 Rev A
Issue Date: 2nd August 2013
Page: 350 of 394



CONDUCTED SPURIOUS EMISSIONS

Variant: 802.11n HT-20, Channel: 5825.00 MHz, Chain c, Temp: Ambient, Voltage: 12 Vdc



Analyser Setup	Marker : Frequency : Amplitude	Test Results
Detector = AVERAGE Sweep Count = 0 RF Atten (dB) = 10 Trace Mode = VIEW	M1 : 5806.894 MHz : -13.559 dBm M2 : 5286.453 MHz : -57.961 dBm	Limit: -43.56 dBm Margin: -14.40 dB

[Back to the Matrix](#)

This test report may be reproduced in full only. The document may only be updated by MiCOM Labs personnel. Any changes will be noted in the Document History section of the report.



Title: APIN0114, APIN0115 802.11a/b/g/n
To: FCC 47 CFR Part 15.247 & IC RSS-210
Serial #: ARUB148-U4 Rev A
Issue Date: 2nd August 2013
Page: 351 of 394

This test report may be reproduced in full only. The document may only be updated by MiCOM Labs personnel. Any changes will be noted in the Document History section of the report.

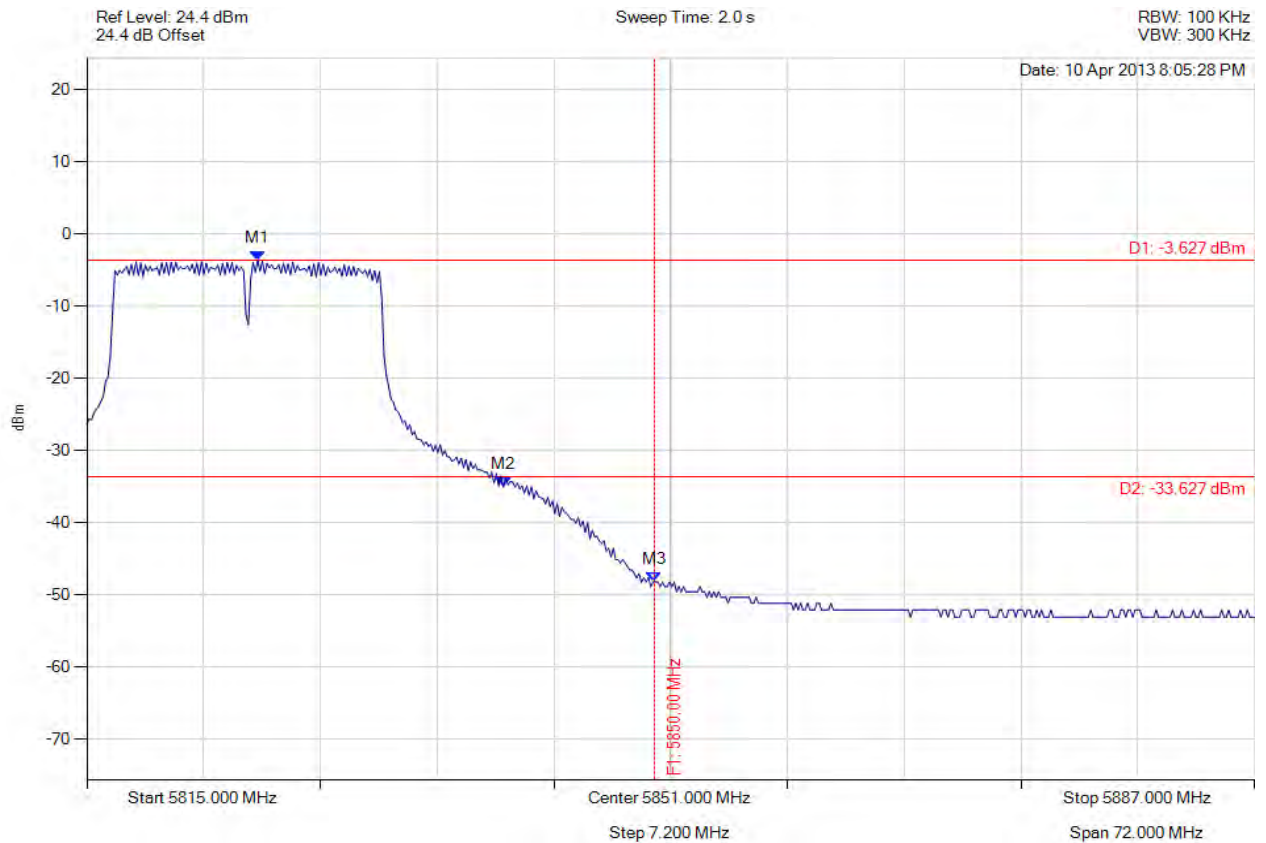


Title: APIN0114, APIN0115 802.11a/b/g/n
To: FCC 47 CFR Part 15.247 & IC RSS-210
Serial #: ARUB148-U4 Rev A
Issue Date: 2nd August 2013
Page: 352 of 394



CONDUCTED HIGH BAND-EDGE EMISSION

Variant: 802.11a, Channel: 5825.00 MHz, Chain a, Temp: Ambient, Voltage: 12 Vdc



Analyser Setup	Marker : Frequency : Amplitude	Test Results
Detector = AVERAGE Sweep Count = 0 RF Atten (dB) = 20 Trace Mode = VIEW	M1 : 5825.533 MHz : -3.627 dBm M2 : 5840.683 MHz : -35.042 dBm M3 : 5850.000 MHz : -48.243 dBm	Limit: -33.63 dBm Margin: -14.61 dB

[Back to the Matrix](#)

This test report may be reproduced in full only. The document may only be updated by MiCOM Labs personnel. Any changes will be noted in the Document History section of the report.

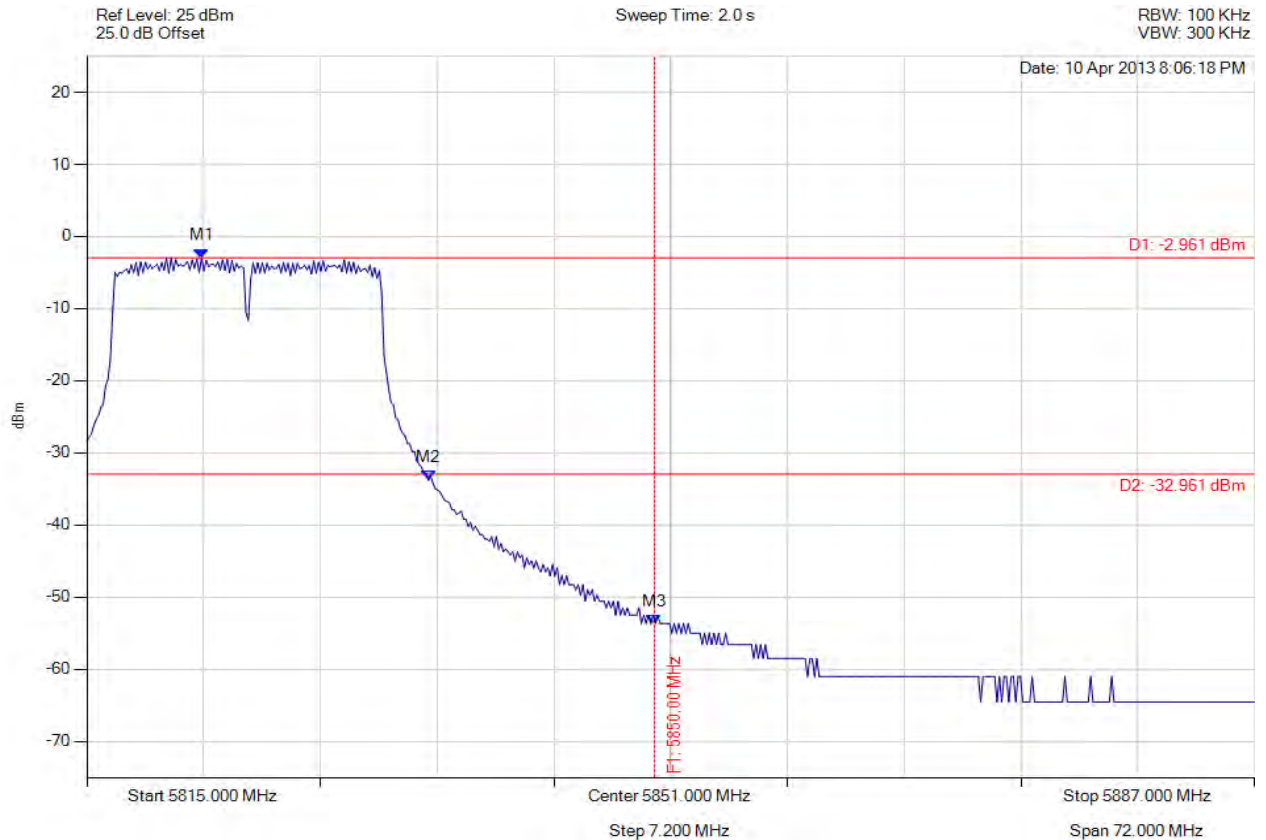


Title: APIN0114, APIN0115 802.11a/b/g/n
To: FCC 47 CFR Part 15.247 & IC RSS-210
Serial #: ARUB148-U4 Rev A
Issue Date: 2nd August 2013
Page: 353 of 394



CONDUCTED HIGH BAND-EDGE EMISSION

Variant: 802.11a, Channel: 5825.00 MHz, Chain b, Temp: Ambient, Voltage: 12 Vdc



Analyser Setup	Marker : Frequency : Amplitude	Test Results
Detector = AVERAGE Sweep Count = 0 RF Atten (dB) = 10 Trace Mode = VIEW	M1 : 5822.070 MHz : -2.961 dBm M2 : 5836.066 MHz : -33.788 dBm M3 : 5850.000 MHz : -53.663 dBm	Limit: -32.96 dBm Margin: -20.70 dB

[Back to the Matrix](#)

This test report may be reproduced in full only. The document may only be updated by MiCOM Labs personnel. Any changes will be noted in the Document History section of the report.

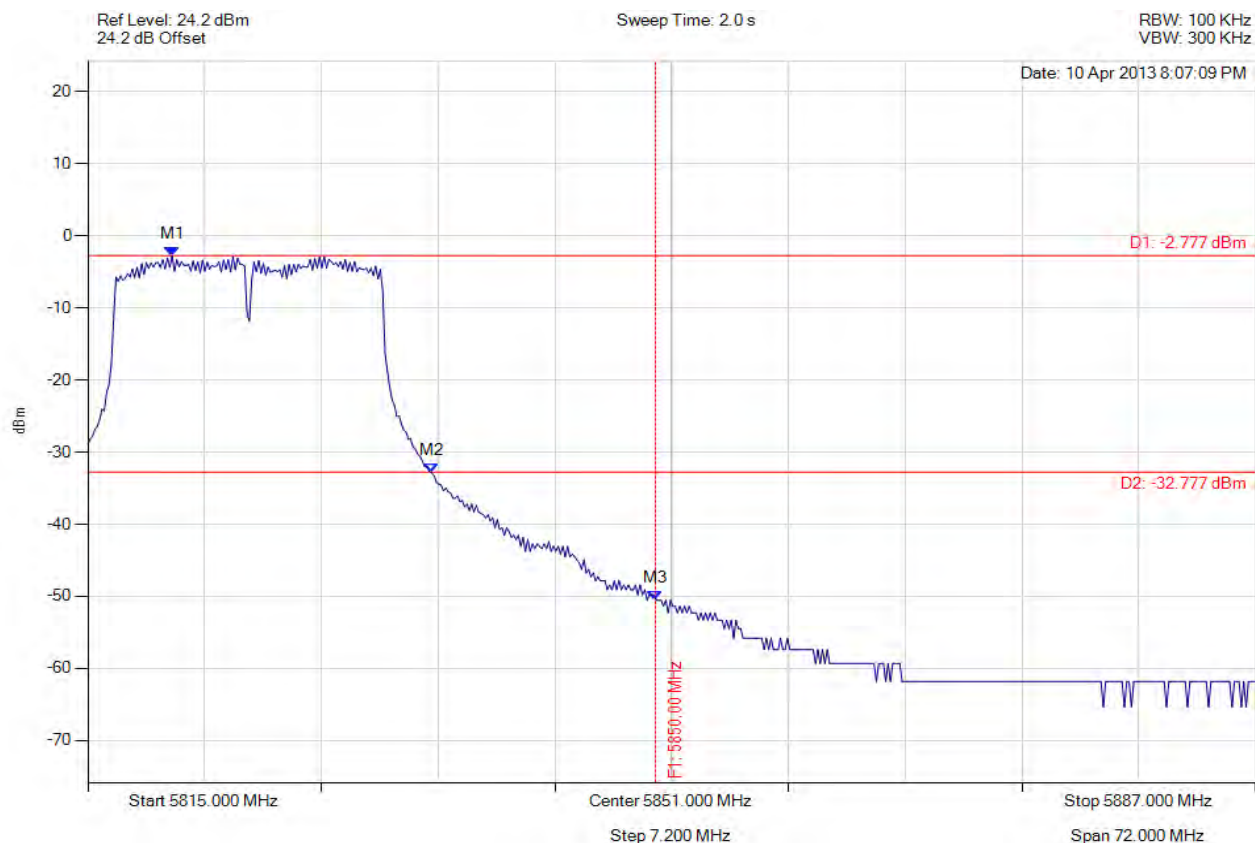


Title: APIN0114, APIN0115 802.11a/b/g/n
To: FCC 47 CFR Part 15.247 & IC RSS-210
Serial #: ARUB148-U4 Rev A
Issue Date: 2nd August 2013
Page: 354 of 394



CONDUCTED HIGH BAND-EDGE EMISSION

Variant: 802.11a, Channel: 5825.00 MHz, Chain c, Temp: Ambient, Voltage: 12 Vdc



Analyser Setup	Marker : Frequency : Amplitude	Test Results
Detector = AVERAGE Sweep Count = 0 RF Atten (dB) = 10 Trace Mode = VIEW	M1 : 5820.194 MHz : -2.777 dBm M2 : 5836.210 MHz : -32.880 dBm M3 : 5850.000 MHz : -50.537 dBm	Limit: -32.78 dBm Margin: -17.76 dB

[Back to the Matrix](#)

This test report may be reproduced in full only. The document may only be updated by MiCOM Labs personnel. Any changes will be noted in the Document History section of the report.

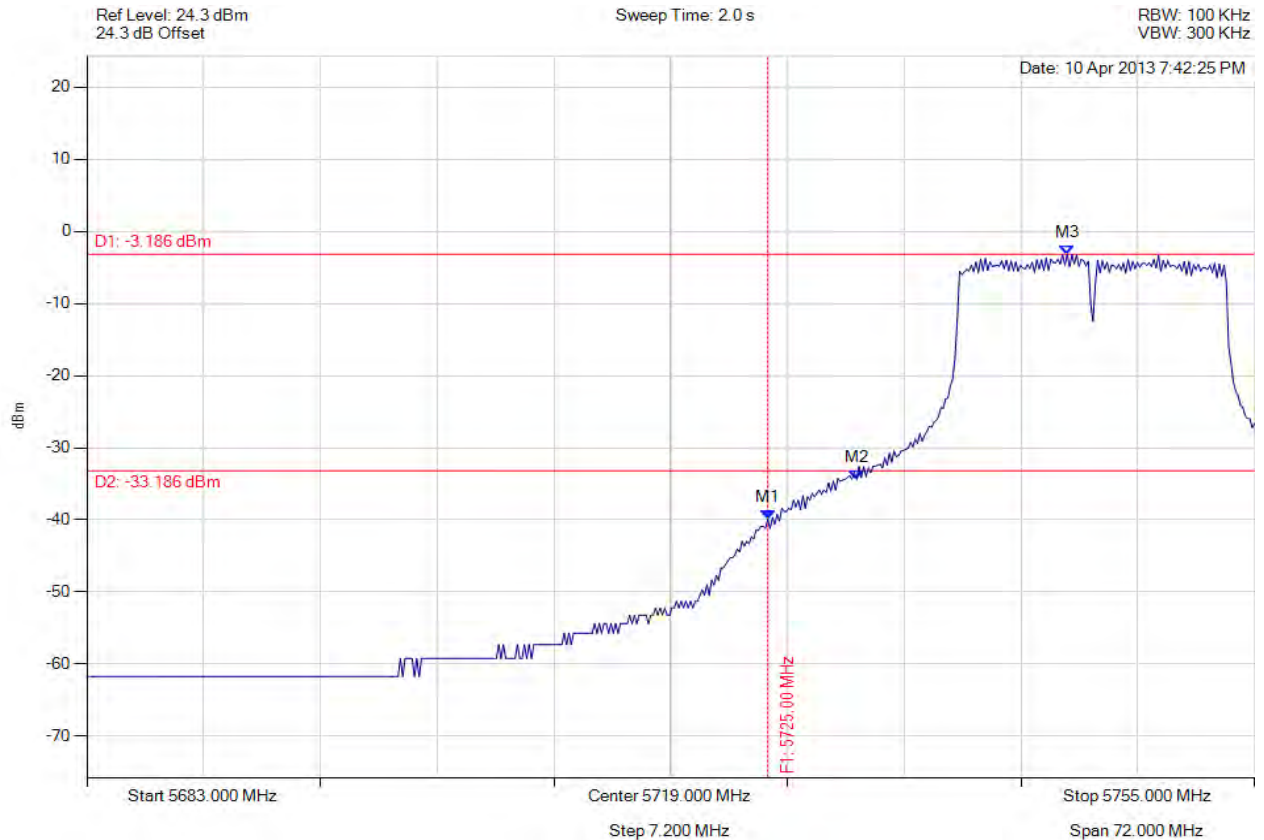


Title: APIN0114, APIN0115 802.11a/b/g/n
To: FCC 47 CFR Part 15.247 & IC RSS-210
Serial #: ARUB148-U4 Rev A
Issue Date: 2nd August 2013
Page: 355 of 394



CONDUCTED LOW BAND-EDGE EMISSION

Variant: 802.11a, Channel: 5745.00 MHz, Chain a, Temp: Ambient, Voltage: 12 Vdc



Analyser Setup	Marker : Frequency : Amplitude	Test Results
Detector = AVERAGE Sweep Count = 0 RF Atten (dB) = 10 Trace Mode = VIEW	M1 : 5725.000 MHz : -39.901 dBm M2 : 5730.471 MHz : -34.363 dBm M3 : 5743.457 MHz : -3.186 dBm	Limit: -33.19 dBm Margin: -6.71 dB

[Back to the Matrix](#)

This test report may be reproduced in full only. The document may only be updated by MiCOM Labs personnel. Any changes will be noted in the Document History section of the report.

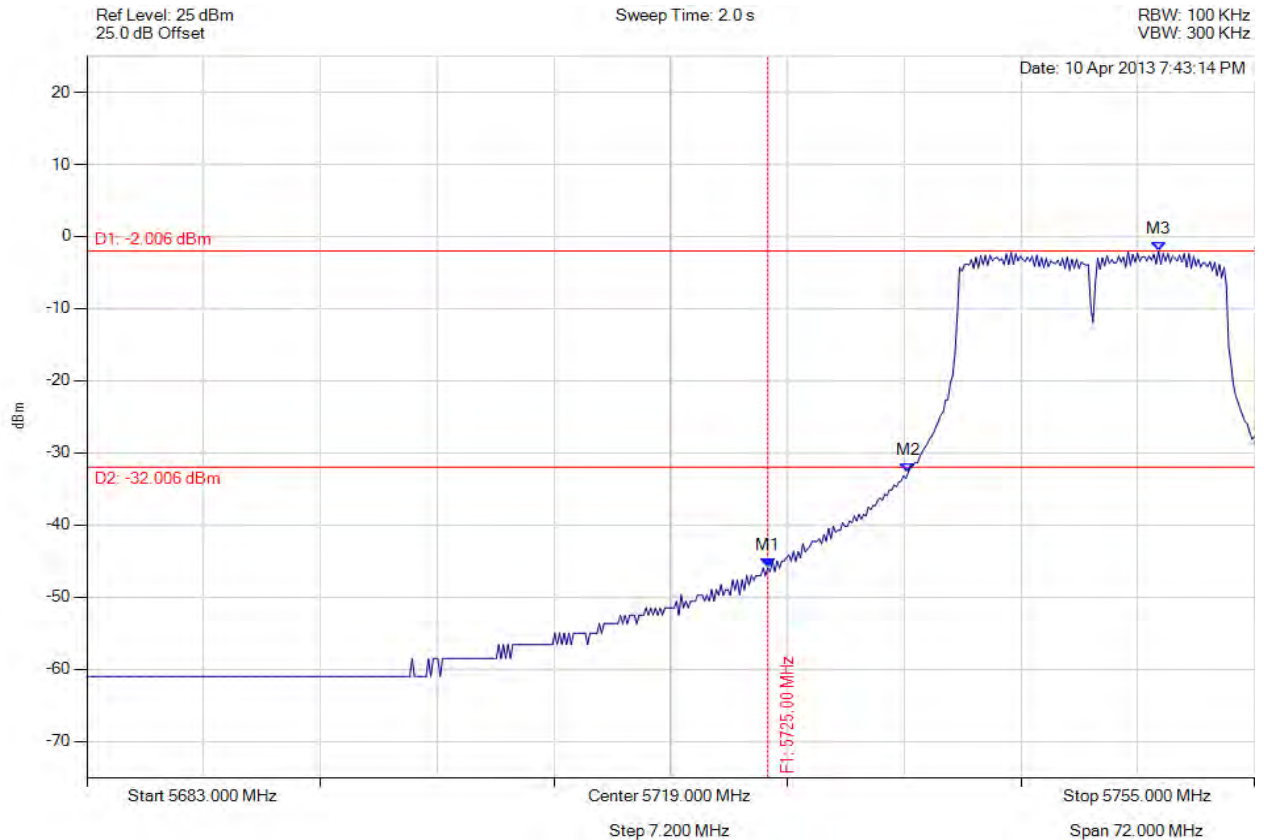


Title: APIN0114, APIN0115 802.11a/b/g/n
To: FCC 47 CFR Part 15.247 & IC RSS-210
Serial #: ARUB148-U4 Rev A
Issue Date: 2nd August 2013
Page: 356 of 394



CONDUCTED LOW BAND-EDGE EMISSION

Variant: 802.11a, Channel: 5745.00 MHz, Chain b, Temp: Ambient, Voltage: 12 Vdc



Analyser Setup	Marker : Frequency : Amplitude	Test Results
Detector = AVERAGE Sweep Count = 0 RF Atten (dB) = 10 Trace Mode = VIEW	M1 : 5725.000 MHz : -45.956 dBm M2 : 5733.645 MHz : -32.723 dBm M3 : 5749.084 MHz : -2.006 dBm	Limit: -32.01 dBm Margin: -13.95 dB

[Back to the Matrix](#)

This test report may be reproduced in full only. The document may only be updated by MiCOM Labs personnel. Any changes will be noted in the Document History section of the report.

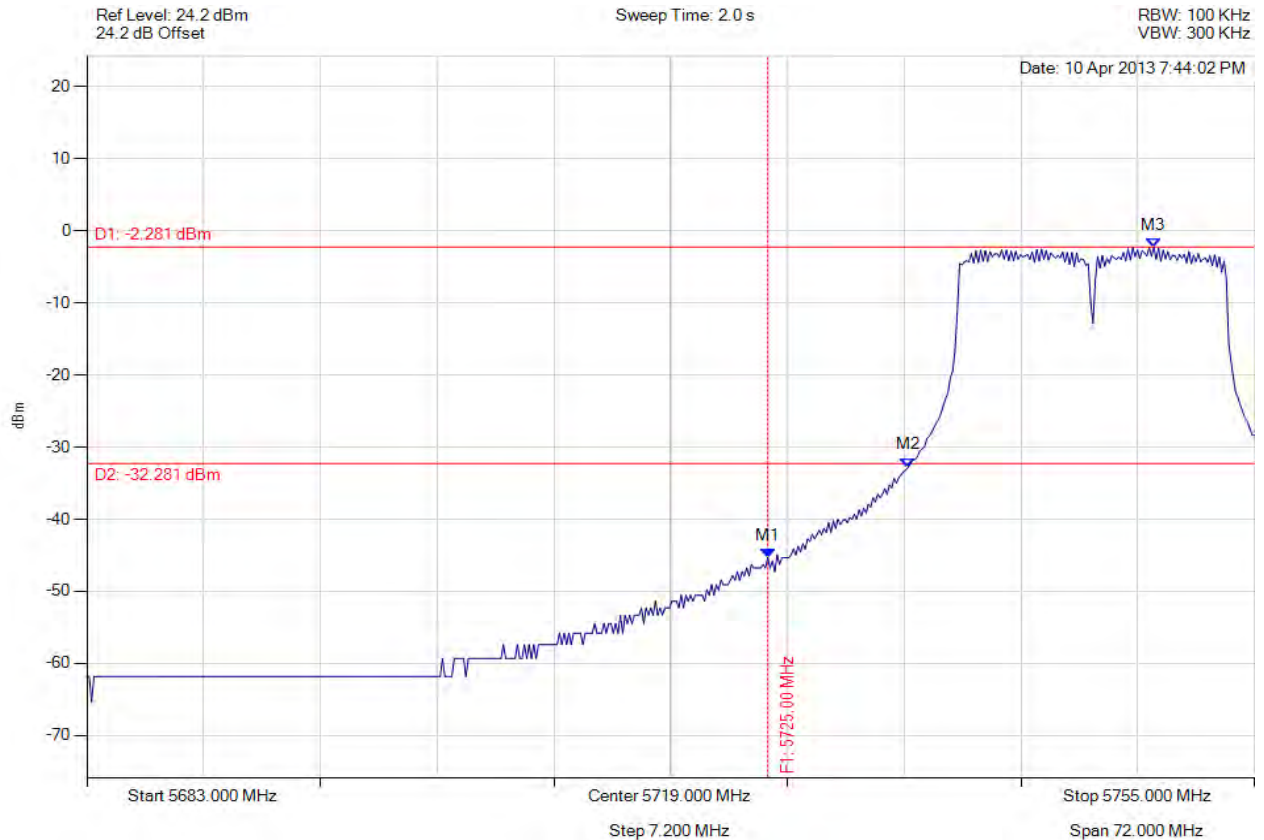


Title: APIN0114, APIN0115 802.11a/b/g/n
To: FCC 47 CFR Part 15.247 & IC RSS-210
Serial #: ARUB148-U4 Rev A
Issue Date: 2nd August 2013
Page: 357 of 394



CONDUCTED LOW BAND-EDGE EMISSION

Variant: 802.11a, Channel: 5745.00 MHz, Chain c, Temp: Ambient, Voltage: 12 Vdc



Analyser Setup	Marker : Frequency : Amplitude	Test Results
Detector = AVERAGE Sweep Count = 0 RF Atten (dB) = 10 Trace Mode = VIEW	M1 : 5725.000 MHz : -45.345 dBm M2 : 5733.645 MHz : -32.777 dBm M3 : 5748.796 MHz : -2.281 dBm	Limit: -32.28 dBm Margin: -13.06 dB

[Back to the Matrix](#)

This test report may be reproduced in full only. The document may only be updated by MiCOM Labs personnel. Any changes will be noted in the Document History section of the report.

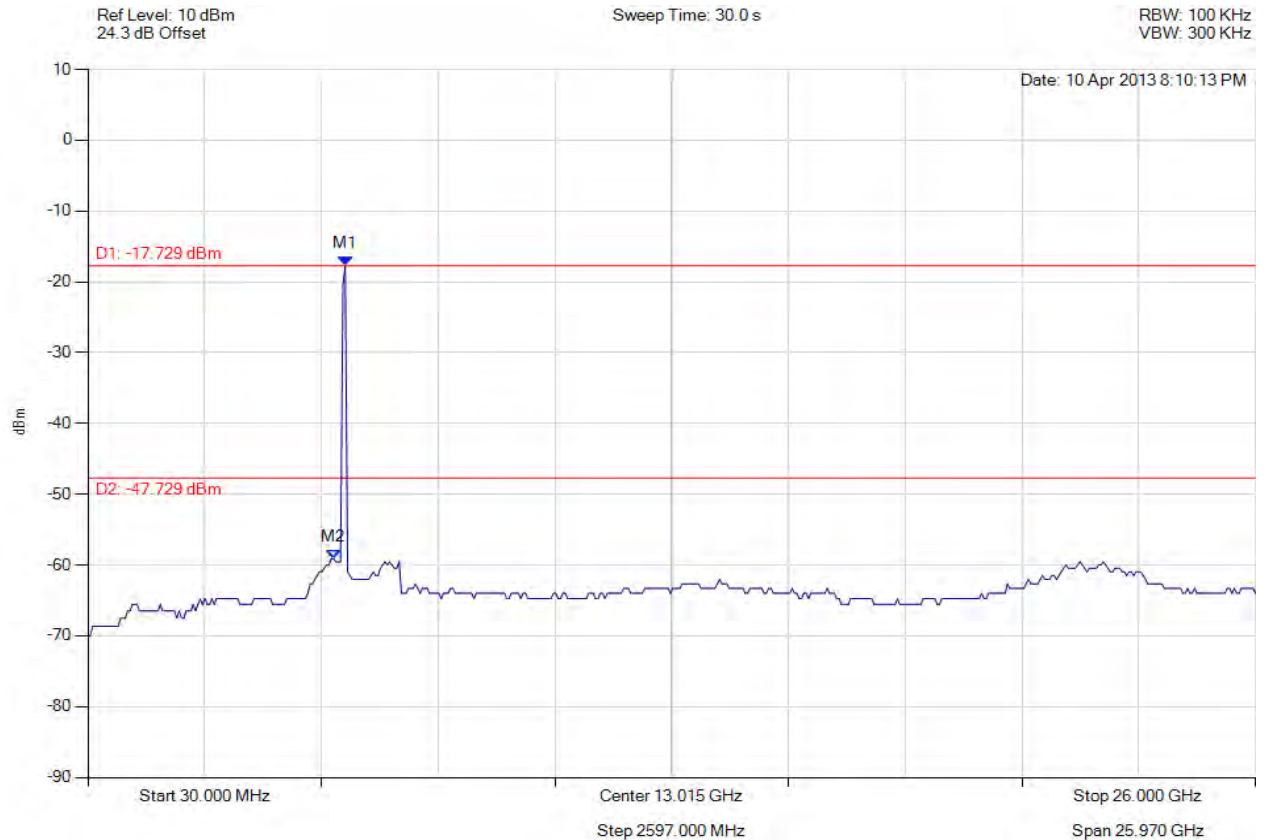


Title: APIN0114, APIN0115 802.11a/b/g/n
To: FCC 47 CFR Part 15.247 & IC RSS-210
Serial #: ARUB148-U4 Rev A
Issue Date: 2nd August 2013
Page: 358 of 394



CONDUCTED SPURIOUS EMISSIONS

Variant: 802.11a, Channel: 5745.00 MHz, Chain a, Temp: Ambient, Voltage: 12 Vdc



Analyser Setup	Marker : Frequency : Amplitude	Test Results
Detector = AVERAGE Sweep Count = 0 RF Atten (dB) = 10 Trace Mode = VIEW	M1 : 5754.850 MHz : -17.729 dBm M2 : 5494.629 MHz : -59.121 dBm	Limit: -47.73 dBm Margin: -11.39 dB

[Back to the Matrix](#)

This test report may be reproduced in full only. The document may only be updated by MiCOM Labs personnel. Any changes will be noted in the Document History section of the report.

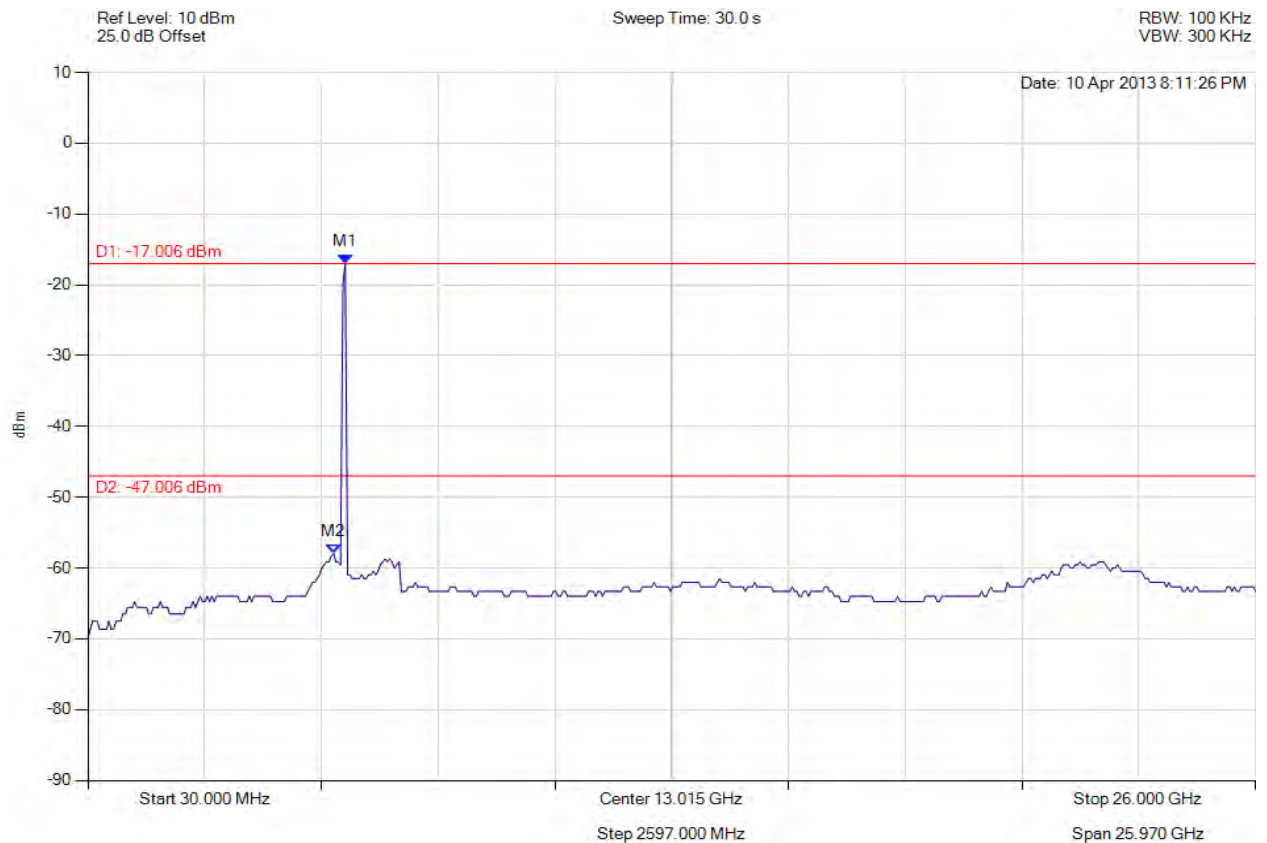


Title: APIN0114, APIN0115 802.11a/b/g/n
To: FCC 47 CFR Part 15.247 & IC RSS-210
Serial #: ARUB148-U4 Rev A
Issue Date: 2nd August 2013
Page: 359 of 394



CONDUCTED SPURIOUS EMISSIONS

Variant: 802.11a, Channel: 5745.00 MHz, Chain b, Temp: Ambient, Voltage: 12 Vdc



Analyser Setup	Marker : Frequency : Amplitude	Test Results
Detector = AVERAGE Sweep Count = 0 RF Atten (dB) = 10 Trace Mode = VIEW	M1 : 5754.850 MHz : -17.006 dBm M2 : 5494.629 MHz : -57.961 dBm	Limit: -47.01 dBm Margin: -10.95 dB

[Back to the Matrix](#)

This test report may be reproduced in full only. The document may only be updated by MiCOM Labs personnel. Any changes will be noted in the Document History section of the report.

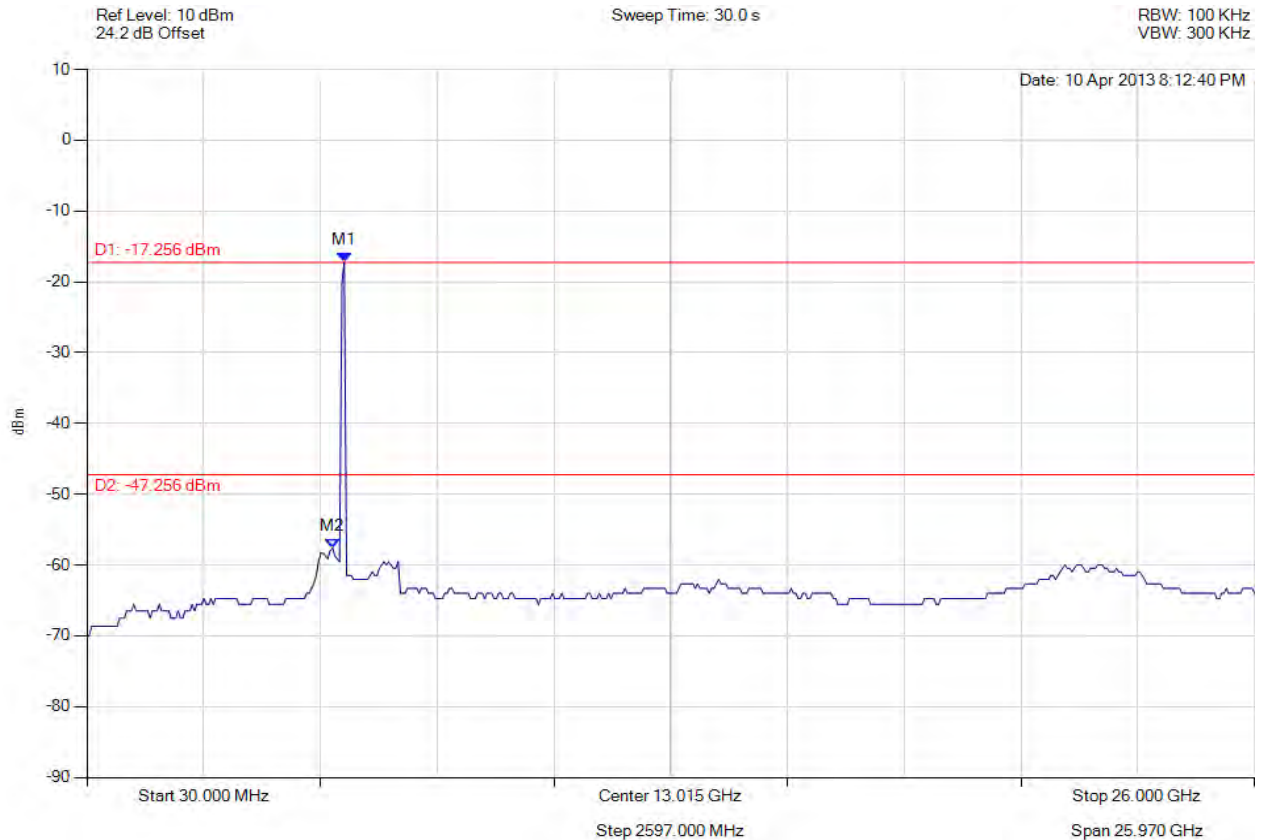


Title: APIN0114, APIN0115 802.11a/b/g/n
To: FCC 47 CFR Part 15.247 & IC RSS-210
Serial #: ARUB148-U4 Rev A
Issue Date: 2nd August 2013
Page: 360 of 394



CONDUCTED SPURIOUS EMISSIONS

Variant: 802.11a, Channel: 5745.00 MHz, Chain c, Temp: Ambient, Voltage: 12 Vdc



Analyser Setup	Marker : Frequency : Amplitude	Test Results
Detector = AVERAGE Sweep Count = 0 RF Atten (dB) = 10 Trace Mode = VIEW	M1 : 5754.850 MHz : -17.256 dBm M2 : 5494.629 MHz : -57.607 dBm	Limit: -47.26 dBm Margin: -10.35 dB

[Back to the Matrix](#)

This test report may be reproduced in full only. The document may only be updated by MiCOM Labs personnel. Any changes will be noted in the Document History section of the report.

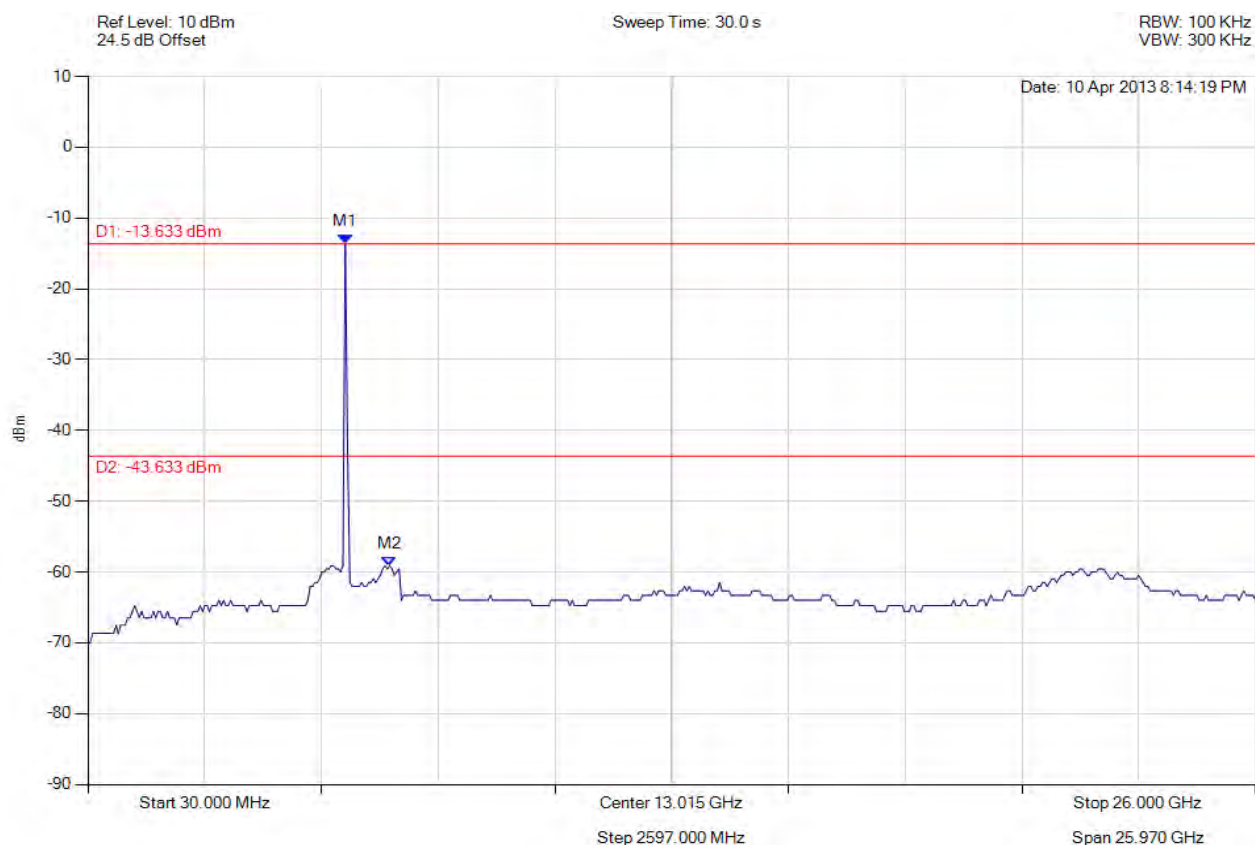


Title: APIN0114, APIN0115 802.11a/b/g/n
To: FCC 47 CFR Part 15.247 & IC RSS-210
Serial #: ARUB148-U4 Rev A
Issue Date: 2nd August 2013
Page: 361 of 394



CONDUCTED SPURIOUS EMISSIONS

Variant: 802.11a, Channel: 5785.00 MHz, Chain a, Temp: Ambient, Voltage: 12 Vdc



Analyser Setup	Marker : Frequency : Amplitude	Test Results
Detector = AVERAGE Sweep Count = 0 RF Atten (dB) = 10 Trace Mode = VIEW	M1 : 5754.850 MHz : -13.633 dBm M2 : 6743.687 MHz : -59.121 dBm	Limit: -43.63 dBm Margin: -15.49 dB

[Back to the Matrix](#)

This test report may be reproduced in full only. The document may only be updated by MiCOM Labs personnel. Any changes will be noted in the Document History section of the report.

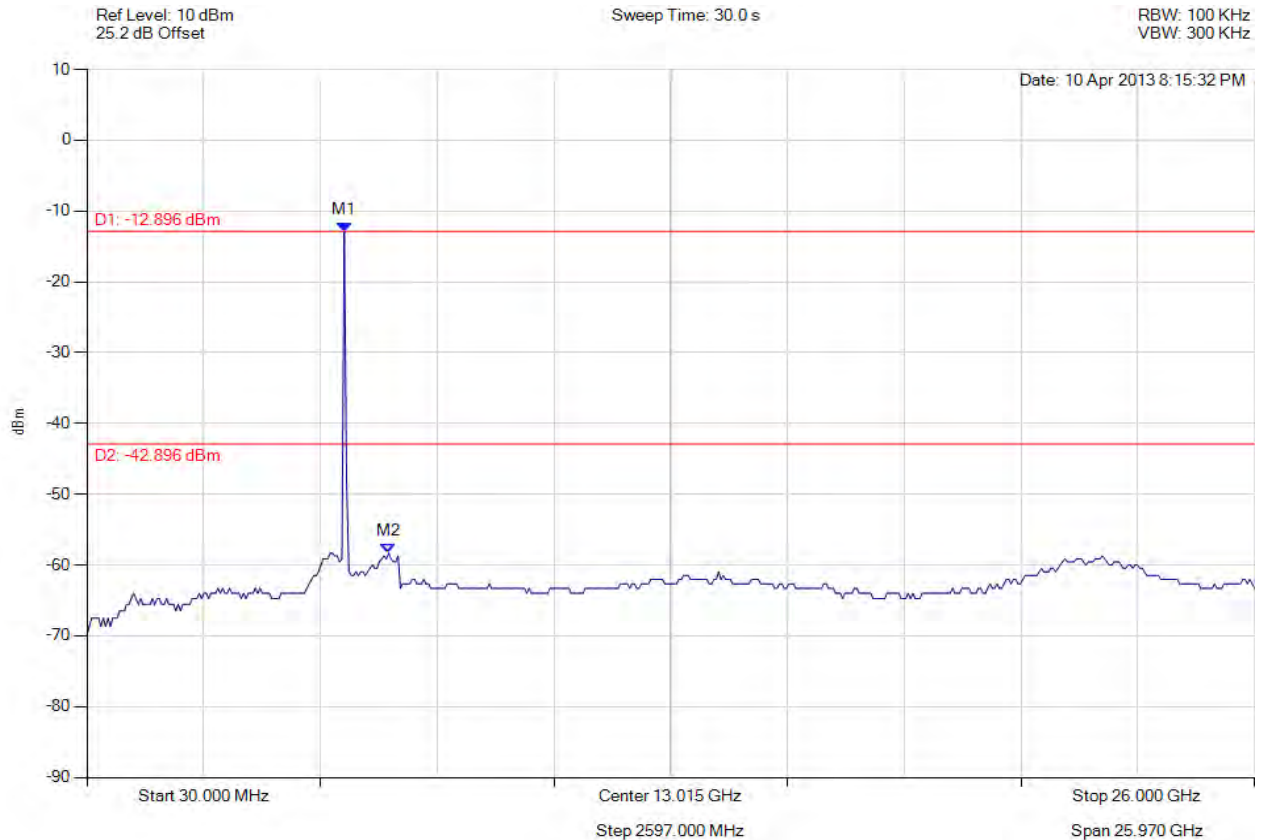


Title: APIN0114, APIN0115 802.11a/b/g/n
To: FCC 47 CFR Part 15.247 & IC RSS-210
Serial #: ARUB148-U4 Rev A
Issue Date: 2nd August 2013
Page: 362 of 394



CONDUCTED SPURIOUS EMISSIONS

Variant: 802.11a, Channel: 5785.00 MHz, Chain b, Temp: Ambient, Voltage: 12 Vdc



Analyser Setup	Marker : Frequency : Amplitude	Test Results
Detector = AVERAGE Sweep Count = 0 RF Atten (dB) = 10 Trace Mode = VIEW	M1 : 5754.850 MHz : -12.896 dBm M2 : 6743.687 MHz : -58.331 dBm	Limit: -42.90 dBm Margin: -15.43 dB

[Back to the Matrix](#)

This test report may be reproduced in full only. The document may only be updated by MiCOM Labs personnel. Any changes will be noted in the Document History section of the report.

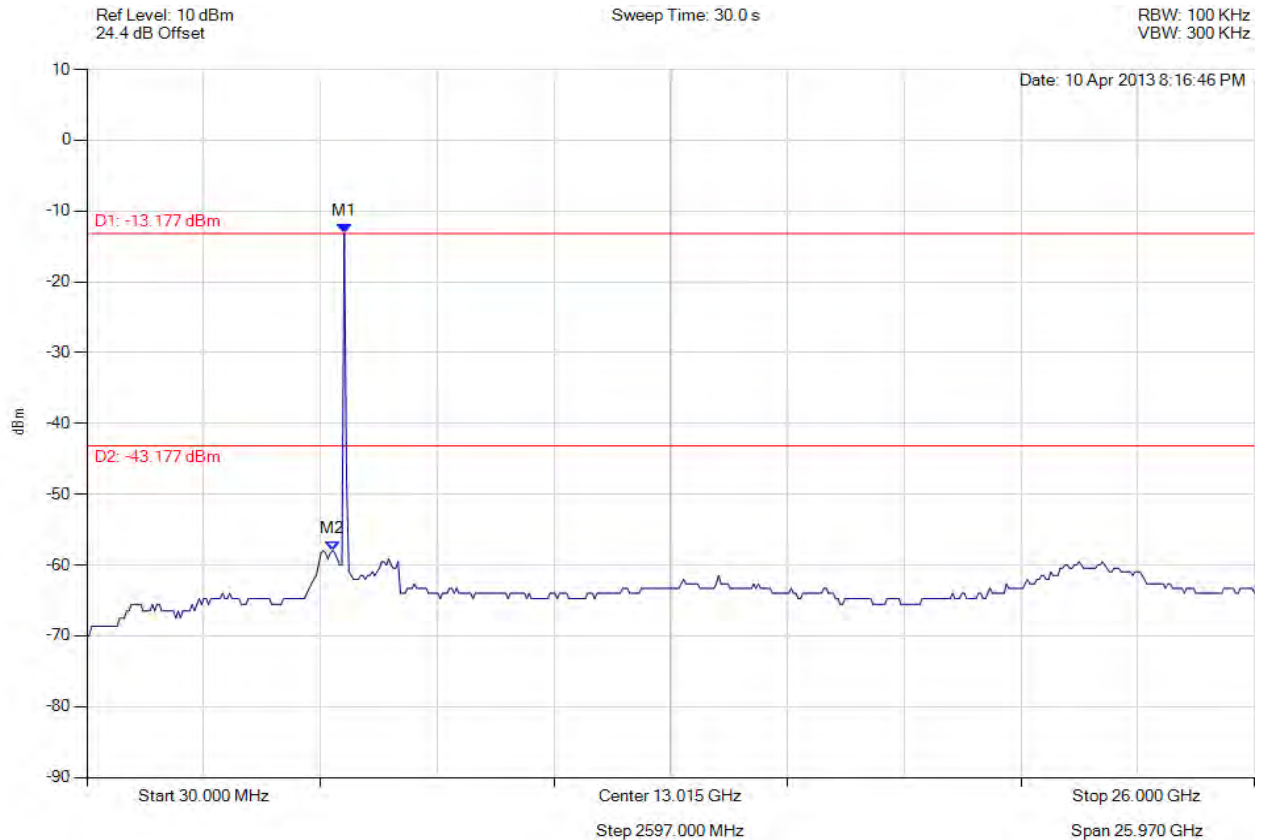


Title: APIN0114, APIN0115 802.11a/b/g/n
To: FCC 47 CFR Part 15.247 & IC RSS-210
Serial #: ARUB148-U4 Rev A
Issue Date: 2nd August 2013
Page: 363 of 394



CONDUCTED SPURIOUS EMISSIONS

Variant: 802.11a, Channel: 5785.00 MHz, Chain c, Temp: Ambient, Voltage: 12 Vdc



Analyser Setup	Marker : Frequency : Amplitude	Test Results
Detector = AVERAGE Sweep Count = 0 RF Atten (dB) = 10 Trace Mode = VIEW	M1 : 5754.850 MHz : -13.177 dBm M2 : 5494.629 MHz : -57.961 dBm	Limit: -43.18 dBm Margin: -14.78 dB

[Back to the Matrix](#)

This test report may be reproduced in full only. The document may only be updated by MiCOM Labs personnel. Any changes will be noted in the Document History section of the report.

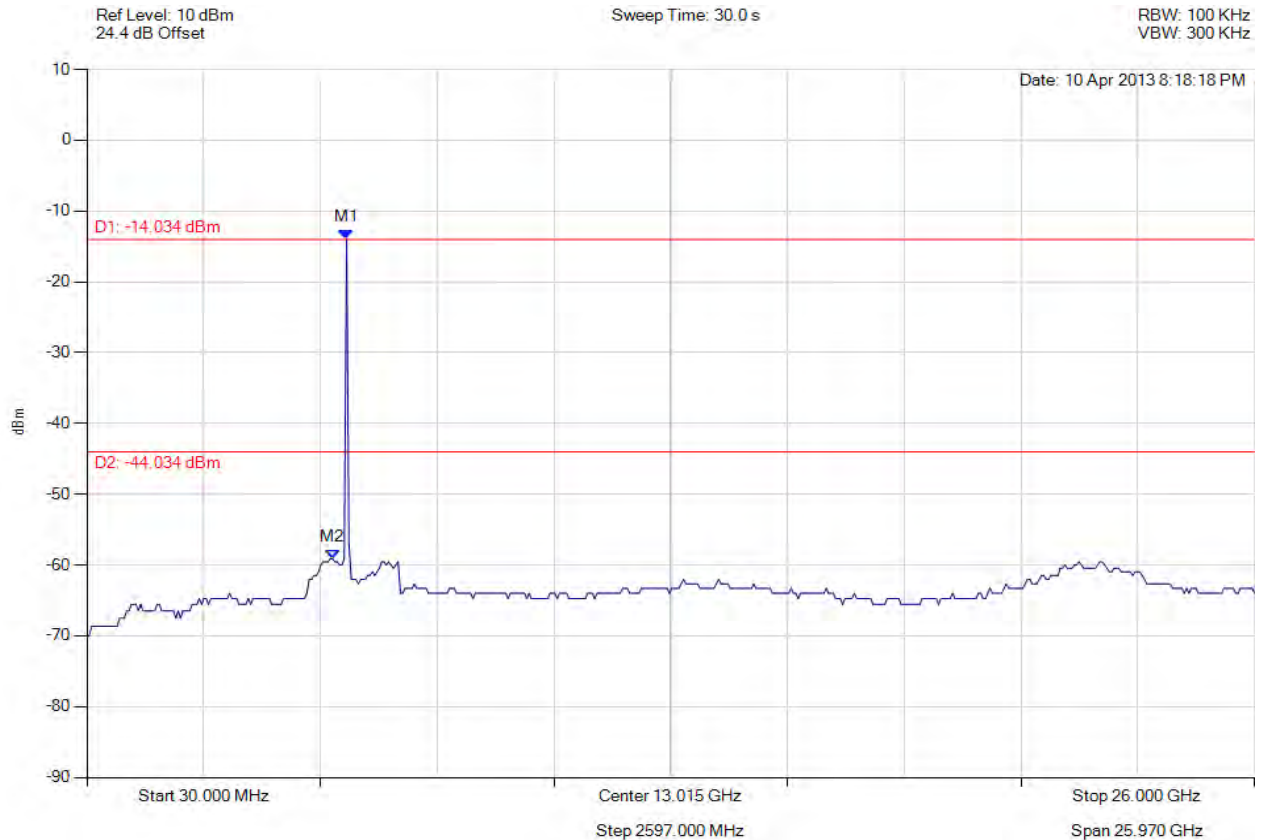


Title: APIN0114, APIN0115 802.11a/b/g/n
To: FCC 47 CFR Part 15.247 & IC RSS-210
Serial #: ARUB148-U4 Rev A
Issue Date: 2nd August 2013
Page: 364 of 394



CONDUCTED SPURIOUS EMISSIONS

Variant: 802.11a, Channel: 5825.00 MHz, Chain a, Temp: Ambient, Voltage: 12 Vdc



Analyser Setup	Marker : Frequency : Amplitude	Test Results
Detector = AVERAGE Sweep Count = 0 RF Atten (dB) = 10 Trace Mode = VIEW	M1 : 5806.894 MHz : -14.034 dBm M2 : 5494.629 MHz : -59.121 dBm	Limit: -44.03 dBm Margin: -15.09 dB

[Back to the Matrix](#)

This test report may be reproduced in full only. The document may only be updated by MiCOM Labs personnel. Any changes will be noted in the Document History section of the report.

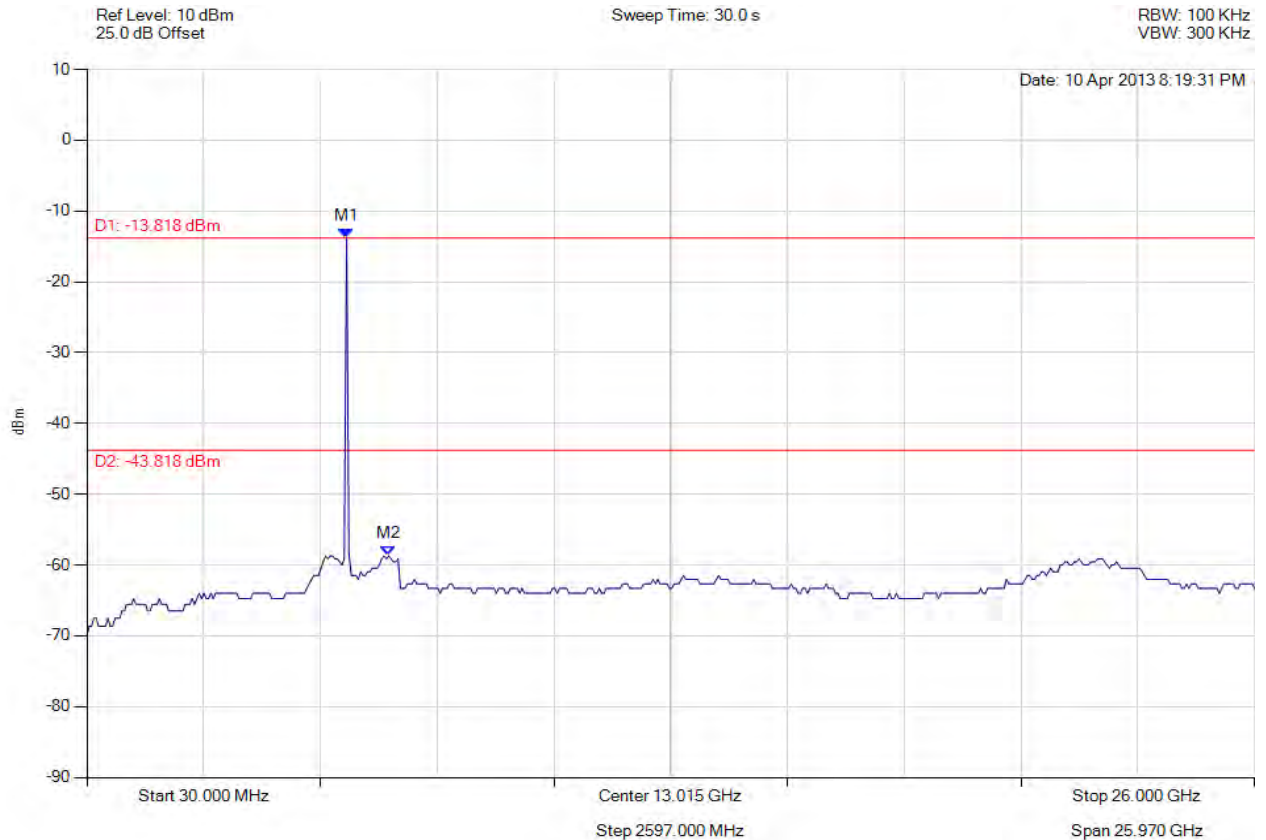


Title: APIN0114, APIN0115 802.11a/b/g/n
To: FCC 47 CFR Part 15.247 & IC RSS-210
Serial #: ARUB148-U4 Rev A
Issue Date: 2nd August 2013
Page: 365 of 394



CONDUCTED SPURIOUS EMISSIONS

Variant: 802.11a, Channel: 5825.00 MHz, Chain b, Temp: Ambient, Voltage: 12 Vdc



Analyser Setup	Marker : Frequency : Amplitude	Test Results
Detector = AVERAGE Sweep Count = 0 RF Atten (dB) = 10 Trace Mode = VIEW	M1 : 5806.894 MHz : -13.818 dBm M2 : 6743.687 MHz : -58.717 dBm	Limit: -43.82 dBm Margin: -14.90 dB

[Back to the Matrix](#)

This test report may be reproduced in full only. The document may only be updated by MiCOM Labs personnel. Any changes will be noted in the Document History section of the report.

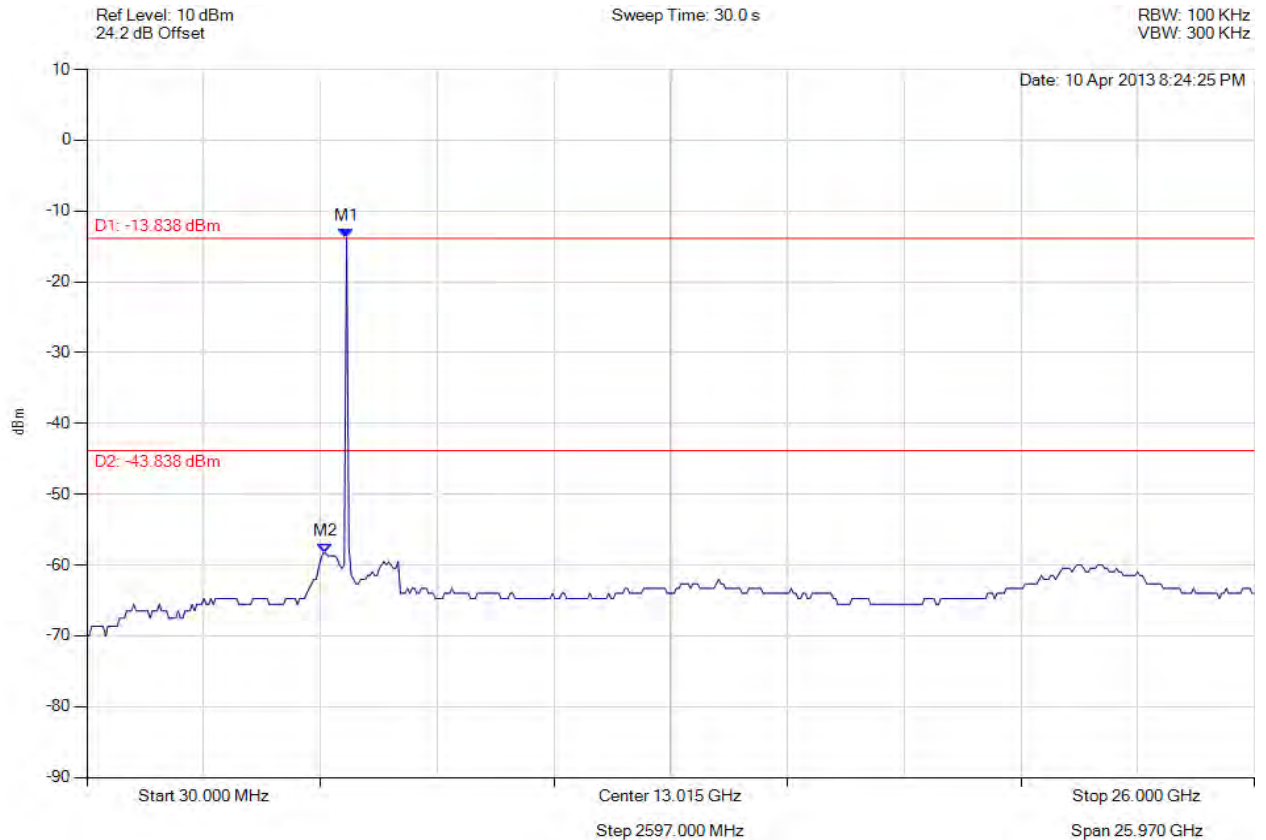


Title: APIN0114, APIN0115 802.11a/b/g/n
To: FCC 47 CFR Part 15.247 & IC RSS-210
Serial #: ARUB148-U4 Rev A
Issue Date: 2nd August 2013
Page: 366 of 394



CONDUCTED SPURIOUS EMISSIONS

Variant: 802.11a, Channel: 5825.00 MHz, Chain c, Temp: Ambient, Voltage: 12 Vdc



Analyser Setup	Marker : Frequency : Amplitude	Test Results
Detector = AVERAGE Sweep Count = 0 RF Atten (dB) = 10 Trace Mode = VIEW	M1 : 5806.894 MHz : -13.838 dBm M2 : 5338.497 MHz : -58.331 dBm	Limit: -43.84 dBm Margin: -14.49 dB

[Back to the Matrix](#)

This test report may be reproduced in full only. The document may only be updated by MiCOM Labs personnel. Any changes will be noted in the Document History section of the report.

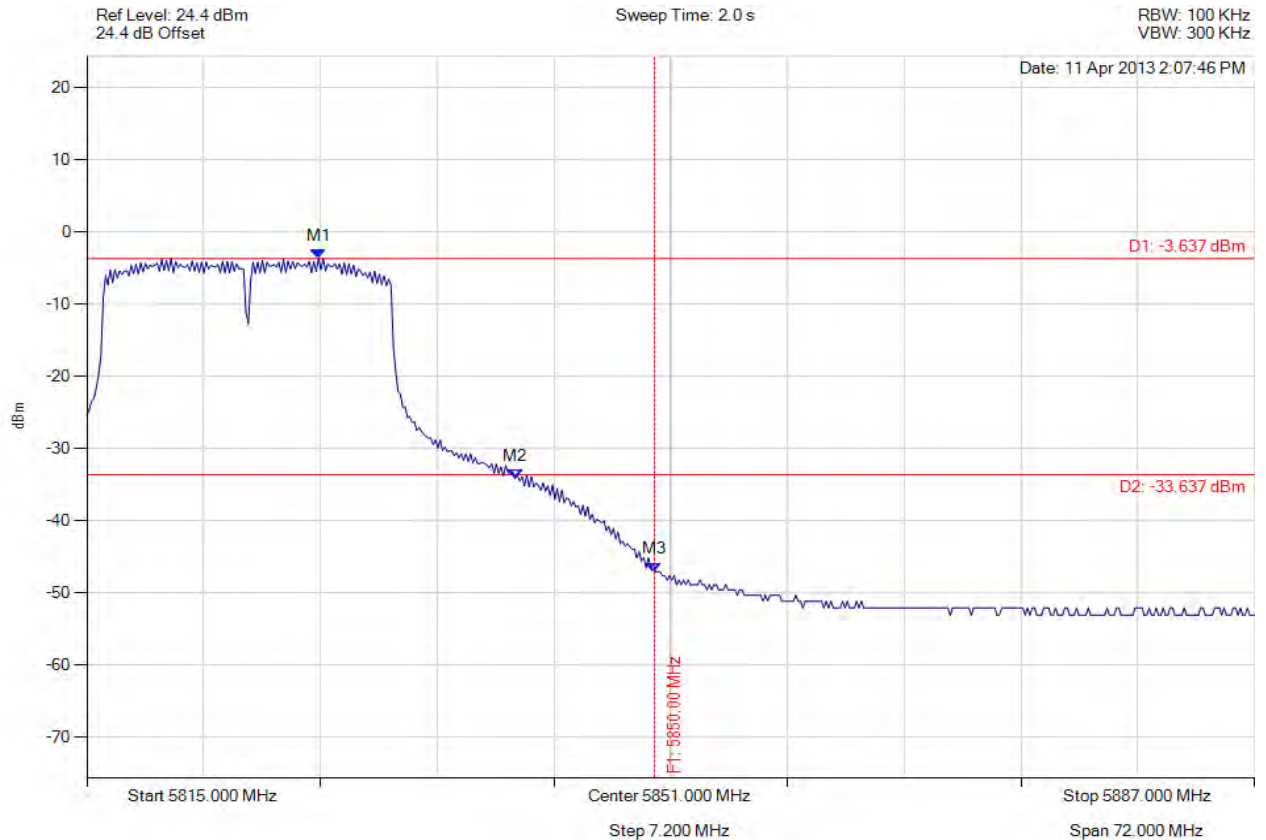


Title: APIN0114, APIN0115 802.11a/b/g/n
To: FCC 47 CFR Part 15.247 & IC RSS-210
Serial #: ARUB148-U4 Rev A
Issue Date: 2nd August 2013
Page: 367 of 394



CONDUCTED HIGH BAND-EDGE EMISSION

Variant: 802.11n HT-20, Channel: 5825.00 MHz, Chain a, Temp: Ambient, Voltage: 12 Vdc



Analyser Setup	Marker : Frequency : Amplitude	Test Results
Detector = AVERAGE Sweep Count = 0 RF Atten (dB) = 20 Trace Mode = VIEW	M1 : 5829.285 MHz : -3.637 dBm M2 : 5841.405 MHz : -34.140 dBm M3 : 5850.000 MHz : -47.083 dBm	Limit: -33.64 dBm Margin: -13.44 dB

[Back to the Matrix](#)

This test report may be reproduced in full only. The document may only be updated by MiCOM Labs personnel. Any changes will be noted in the Document History section of the report.

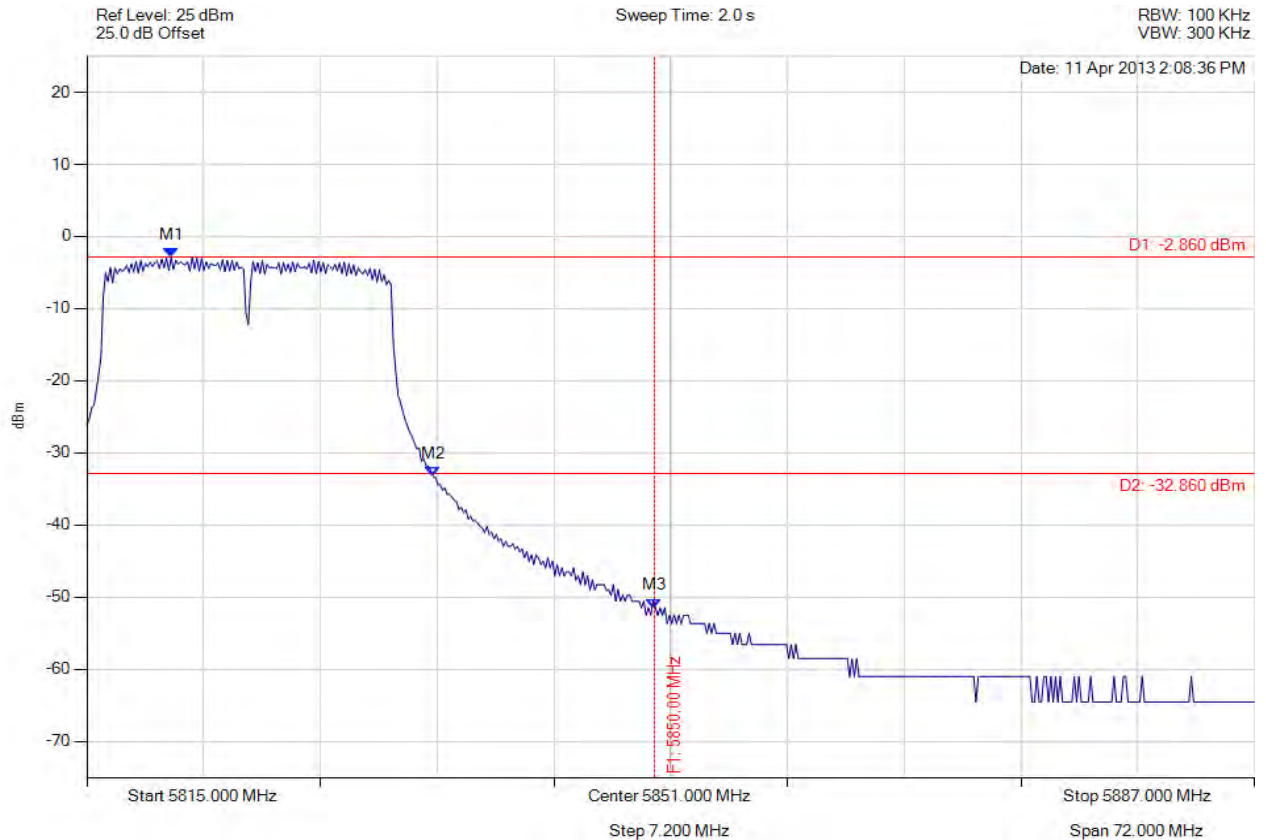


Title: APIN0114, APIN0115 802.11a/b/g/n
To: FCC 47 CFR Part 15.247 & IC RSS-210
Serial #: ARUB148-U4 Rev A
Issue Date: 2nd August 2013
Page: 368 of 394



CONDUCTED HIGH BAND-EDGE EMISSION

Variant: 802.11n HT-20, Channel: 5825.00 MHz, Chain b, Temp: Ambient, Voltage: 12 Vdc



Analyser Setup	Marker : Frequency : Amplitude	Test Results
Detector = AVERAGE Sweep Count = 0 RF Atten (dB) = 10 Trace Mode = VIEW	M1 : 5820.194 MHz : -2.860 dBm M2 : 5836.355 MHz : -33.299 dBm M3 : 5850.000 MHz : -51.480 dBm	Limit: -32.86 dBm Margin: -18.62 dB

[Back to the Matrix](#)

This test report may be reproduced in full only. The document may only be updated by MiCOM Labs personnel. Any changes will be noted in the Document History section of the report.

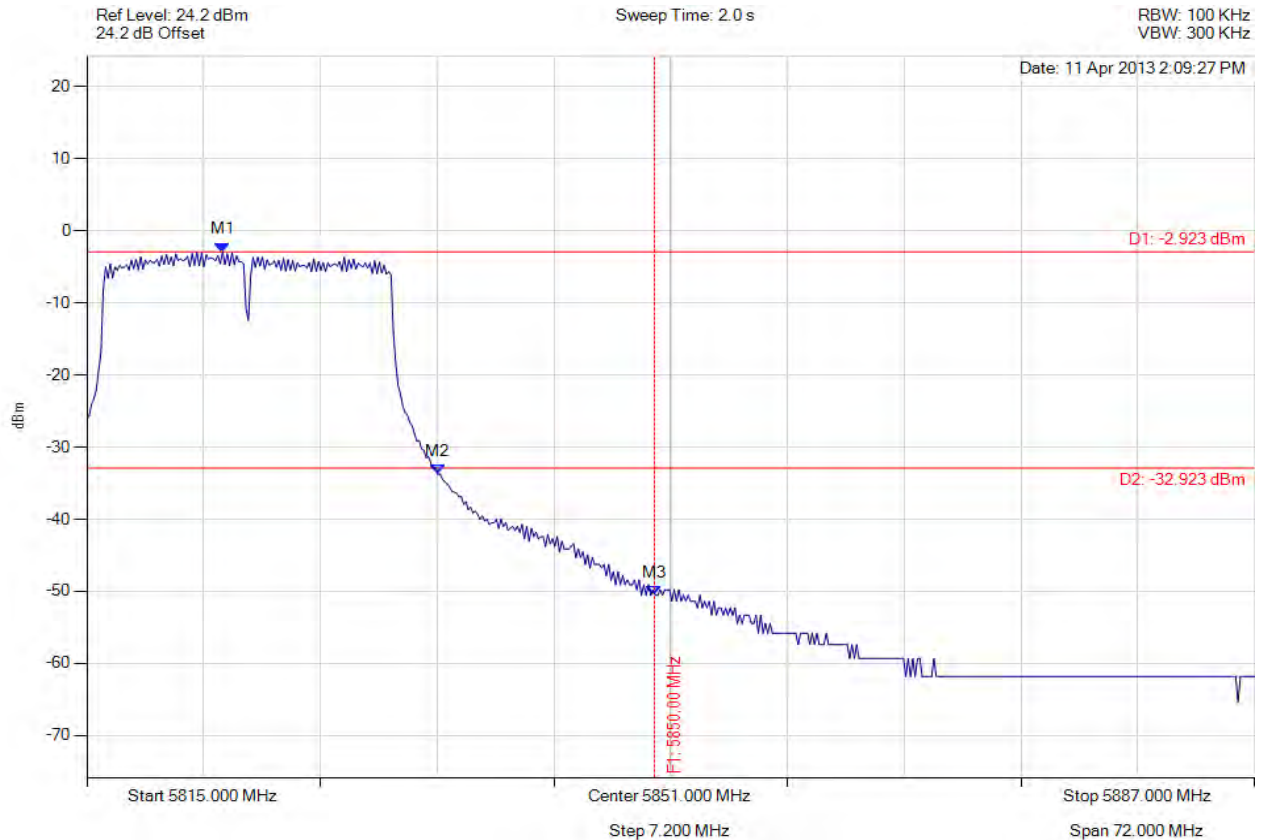


Title: APIN0114, APIN0115 802.11a/b/g/n
To: FCC 47 CFR Part 15.247 & IC RSS-210
Serial #: ARUB148-U4 Rev A
Issue Date: 2nd August 2013
Page: 369 of 394



CONDUCTED HIGH BAND-EDGE EMISSION

Variant: 802.11n HT-20, Channel: 5825.00 MHz, Chain c, Temp: Ambient, Voltage: 12 Vdc



Analyser Setup	Marker : Frequency : Amplitude	Test Results
Detector = AVERAGE Sweep Count = 0 RF Atten (dB) = 10 Trace Mode = VIEW	M1 : 5823.369 MHz : -2.923 dBm M2 : 5836.643 MHz : -33.749 dBm M3 : 5850.000 MHz : -50.537 dBm	Limit: -32.92 dBm Margin: -17.62 dB

[Back to the Matrix](#)

This test report may be reproduced in full only. The document may only be updated by MiCOM Labs personnel. Any changes will be noted in the Document History section of the report.

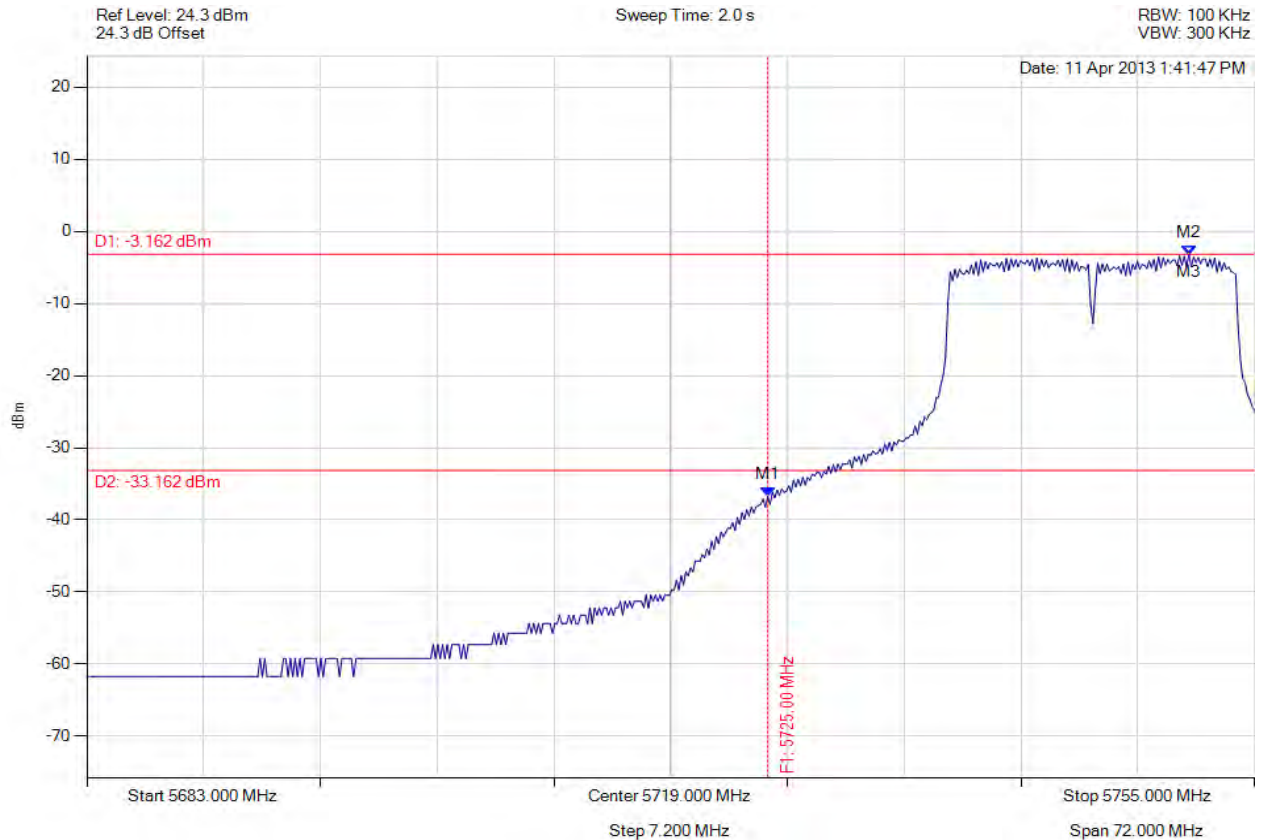


Title: APIN0114, APIN0115 802.11a/b/g/n
To: FCC 47 CFR Part 15.247 & IC RSS-210
Serial #: ARUB148-U4 Rev A
Issue Date: 2nd August 2013
Page: 370 of 394



CONDUCTED LOW BAND-EDGE EMISSION

Variant: 802.11n HT-20, Channel: 5745.00 MHz, Chain a, Temp: Ambient, Voltage: 12 Vdc



Analyser Setup	Marker : Frequency : Amplitude	Test Results
Detector = AVERAGE Sweep Count = 0 RF Atten (dB) = 10 Trace Mode = VIEW	M1 : 5725.000 MHz : -36.780 dBm M2 : 5750.960 MHz : -3.162 dBm M3 : 5750.960 MHz : -3.162 dBm	Limit: -33.16 dBm Margin: -3.62 dB

[Back to the Matrix](#)

This test report may be reproduced in full only. The document may only be updated by MiCOM Labs personnel. Any changes will be noted in the Document History section of the report.

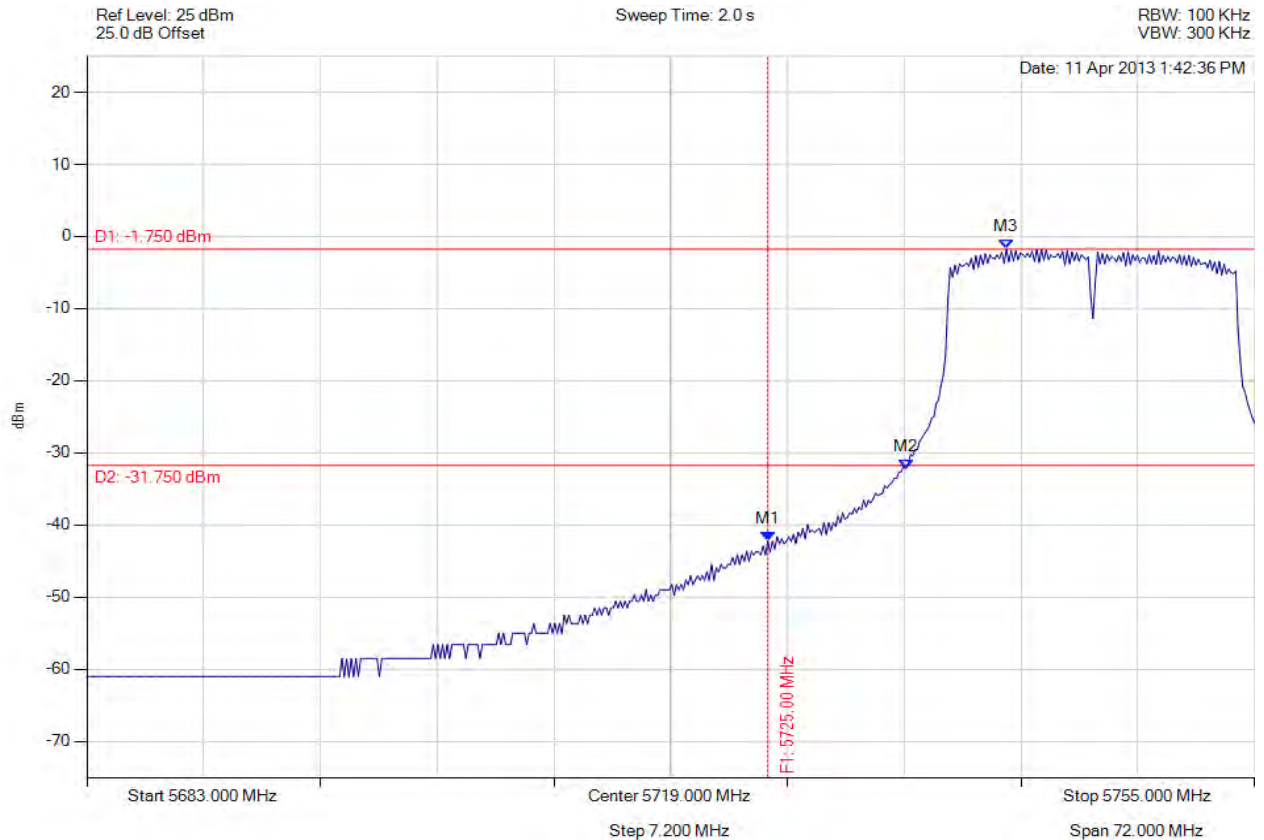


Title: APIN0114, APIN0115 802.11a/b/g/n
To: FCC 47 CFR Part 15.247 & IC RSS-210
Serial #: ARUB148-U4 Rev A
Issue Date: 2nd August 2013
Page: 371 of 394



CONDUCTED LOW BAND-EDGE EMISSION

Variant: 802.11n HT-20, Channel: 5745.00 MHz, Chain b, Temp: Ambient, Voltage: 12 Vdc



Analyser Setup	Marker : Frequency : Amplitude	Test Results
Detector = AVERAGE Sweep Count = 0 RF Atten (dB) = 10 Trace Mode = VIEW	M1 : 5725.000 MHz : -42.266 dBm M2 : 5733.501 MHz : -32.184 dBm M3 : 5739.705 MHz : -1.750 dBm	Limit: -31.75 dBm Margin: -10.52 dB

[Back to the Matrix](#)

This test report may be reproduced in full only. The document may only be updated by MiCOM Labs personnel. Any changes will be noted in the Document History section of the report.

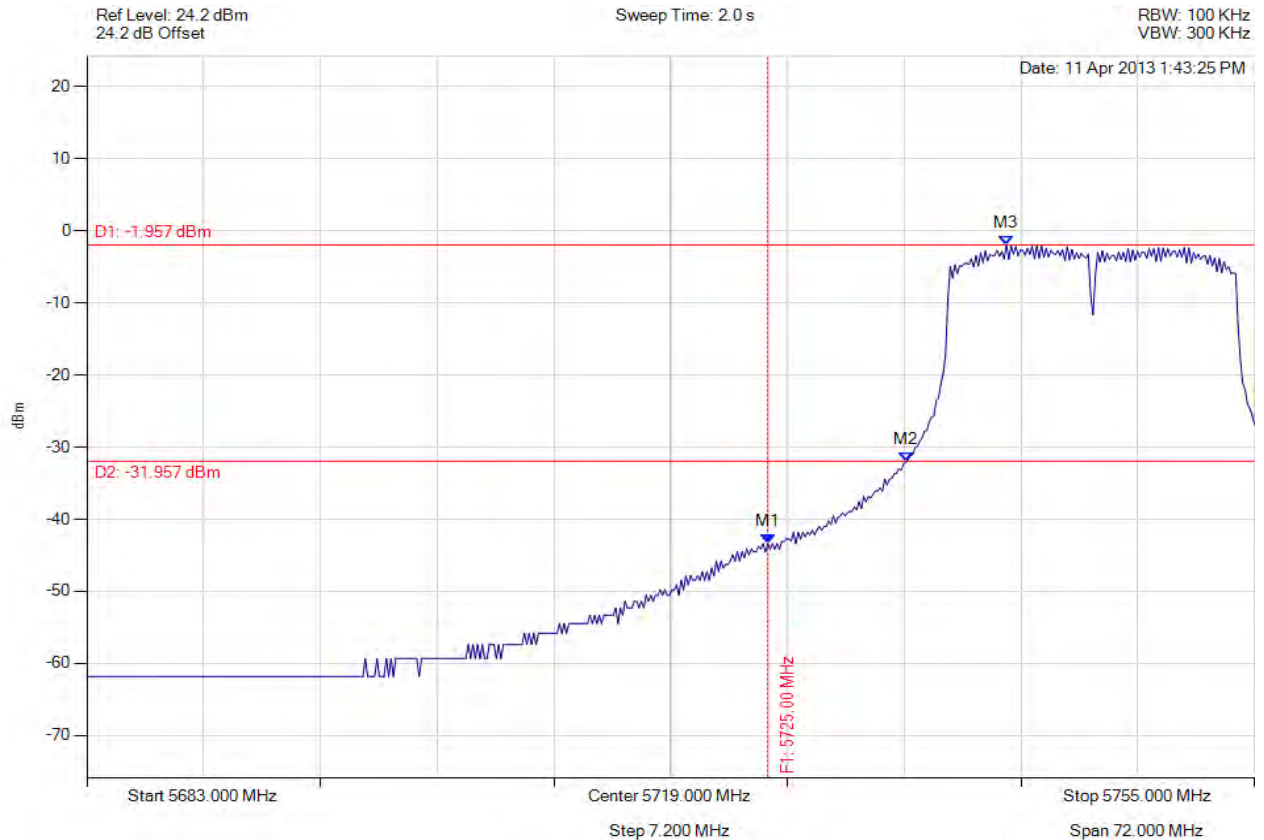


Title: APIN0114, APIN0115 802.11a/b/g/n
To: FCC 47 CFR Part 15.247 & IC RSS-210
Serial #: ARUB148-U4 Rev A
Issue Date: 2nd August 2013
Page: 372 of 394



CONDUCTED LOW BAND-EDGE EMISSION

Variant: 802.11n HT-20, Channel: 5745.00 MHz, Chain c, Temp: Ambient, Voltage: 12 Vdc



Analyser Setup	Marker : Frequency : Amplitude	Test Results
Detector = AVERAGE Sweep Count = 0 RF Atten (dB) = 10 Trace Mode = VIEW	M1 : 5725.000 MHz : -43.407 dBm M2 : 5733.501 MHz : -32.090 dBm M3 : 5739.705 MHz : -1.957 dBm	Limit: -31.96 dBm Margin: -11.45 dB

[Back to the Matrix](#)

This test report may be reproduced in full only. The document may only be updated by MiCOM Labs personnel. Any changes will be noted in the Document History section of the report.

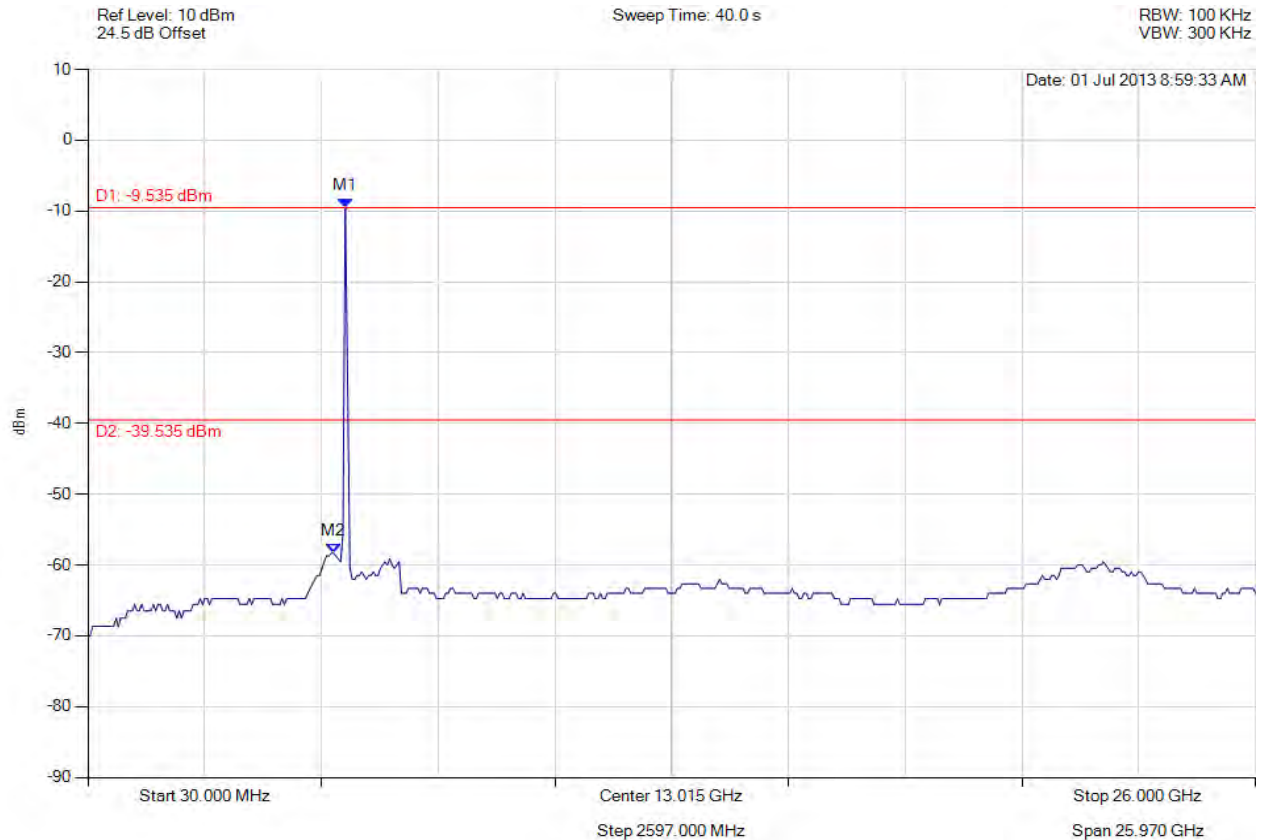


Title: APIN0114, APIN0115 802.11a/b/g/n
To: FCC 47 CFR Part 15.247 & IC RSS-210
Serial #: ARUB148-U4 Rev A
Issue Date: 2nd August 2013
Page: 373 of 394



CONDUCTED SPURIOUS EMISSIONS - AVERAGE

Variant: 802.11n HT-20, Channel: 5785.00 MHz, Chain a, Temp: Ambient, Voltage: 12 Vdc



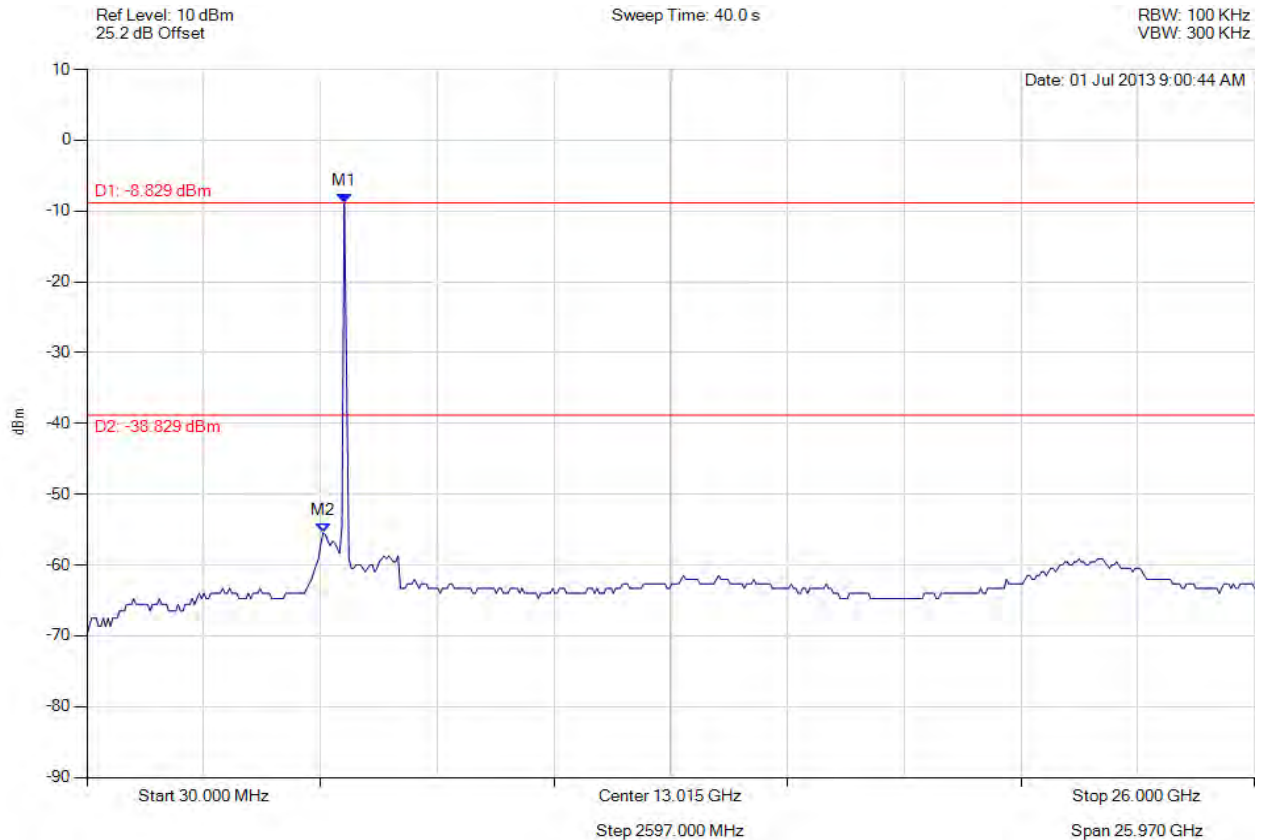
Analyser Setup	Marker : Frequency : Amplitude	Test Results
Detector = AVERAGE Sweep Count = 0 RF Atten (dB) = 10 Trace Mode = VIEW	M1 : 5754.850 MHz : -9.535 dBm M2 : 5494.629 MHz : -58.331 dBm	Limit: -39.54 dBm Margin: -18.79 dB

[Back to the Matrix](#)

This test report may be reproduced in full only. The document may only be updated by MiCOM Labs personnel. Any changes will be noted in the Document History section of the report.

CONDUCTED SPURIOUS EMISSIONS - AVERAGE

Variant: 802.11n HT-20, Channel: 5785.00 MHz, Chain b, Temp: Ambient, Voltage: 12 Vdc



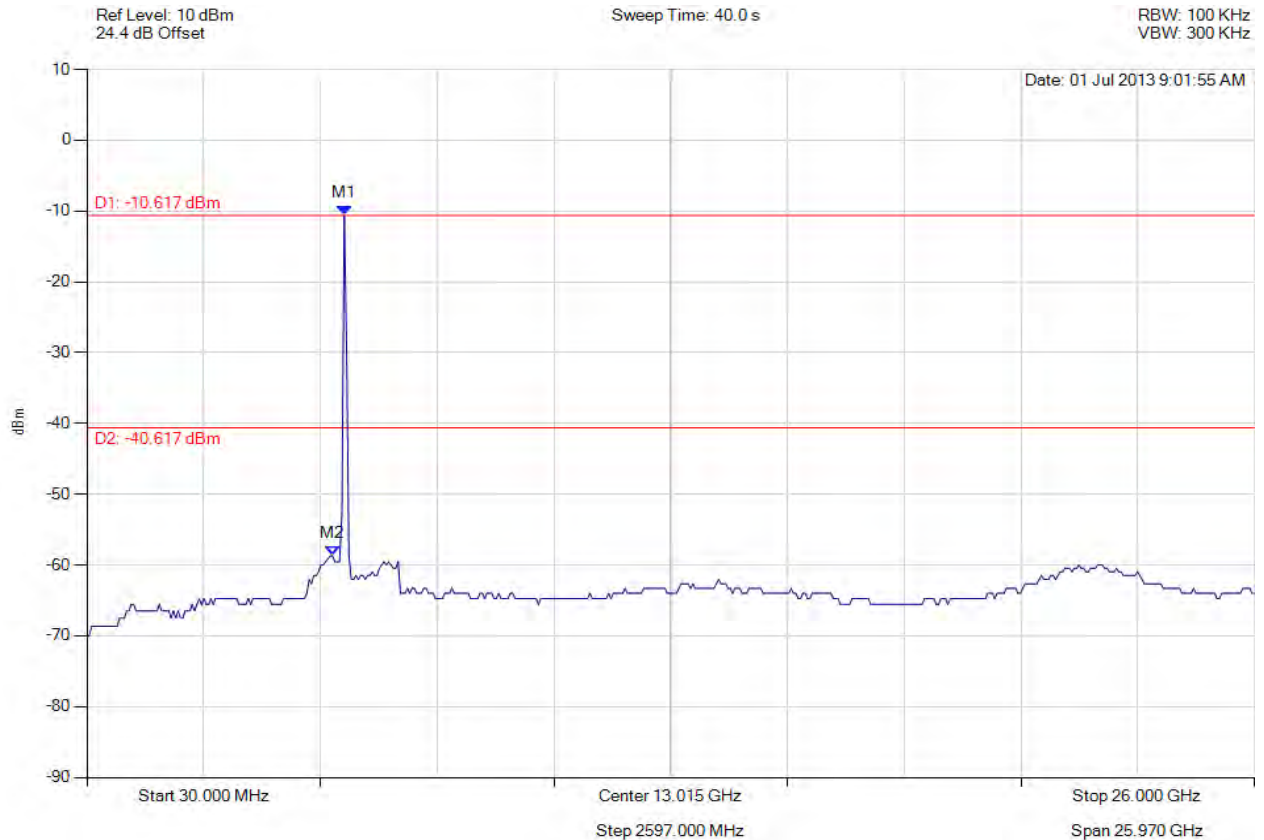
Analyser Setup	Marker : Frequency : Amplitude	Test Results
Detector = AVERAGE Sweep Count = 0 RF Atten (dB) = 10 Trace Mode = VIEW	M1 : 5754.850 MHz : -8.829 dBm M2 : 5286.453 MHz : -55.462 dBm	Limit: -38.83 dBm Margin: -16.63 dB

[Back to the Matrix](#)

This test report may be reproduced in full only. The document may only be updated by MiCOM Labs personnel. Any changes will be noted in the Document History section of the report.

CONDUCTED SPURIOUS EMISSIONS - AVERAGE

Variant: 802.11n HT-20, Channel: 5785.00 MHz, Chain c, Temp: Ambient, Voltage: 12 Vdc



Analyser Setup	Marker : Frequency : Amplitude	Test Results
Detector = AVERAGE Sweep Count = 0 RF Atten (dB) = 10 Trace Mode = VIEW	M1 : 5754.850 MHz : -10.617 dBm M2 : 5494.629 MHz : -58.717 dBm	Limit: -40.62 dBm Margin: -18.10 dB

[Back to the Matrix](#)

This test report may be reproduced in full only. The document may only be updated by MiCOM Labs personnel. Any changes will be noted in the Document History section of the report.

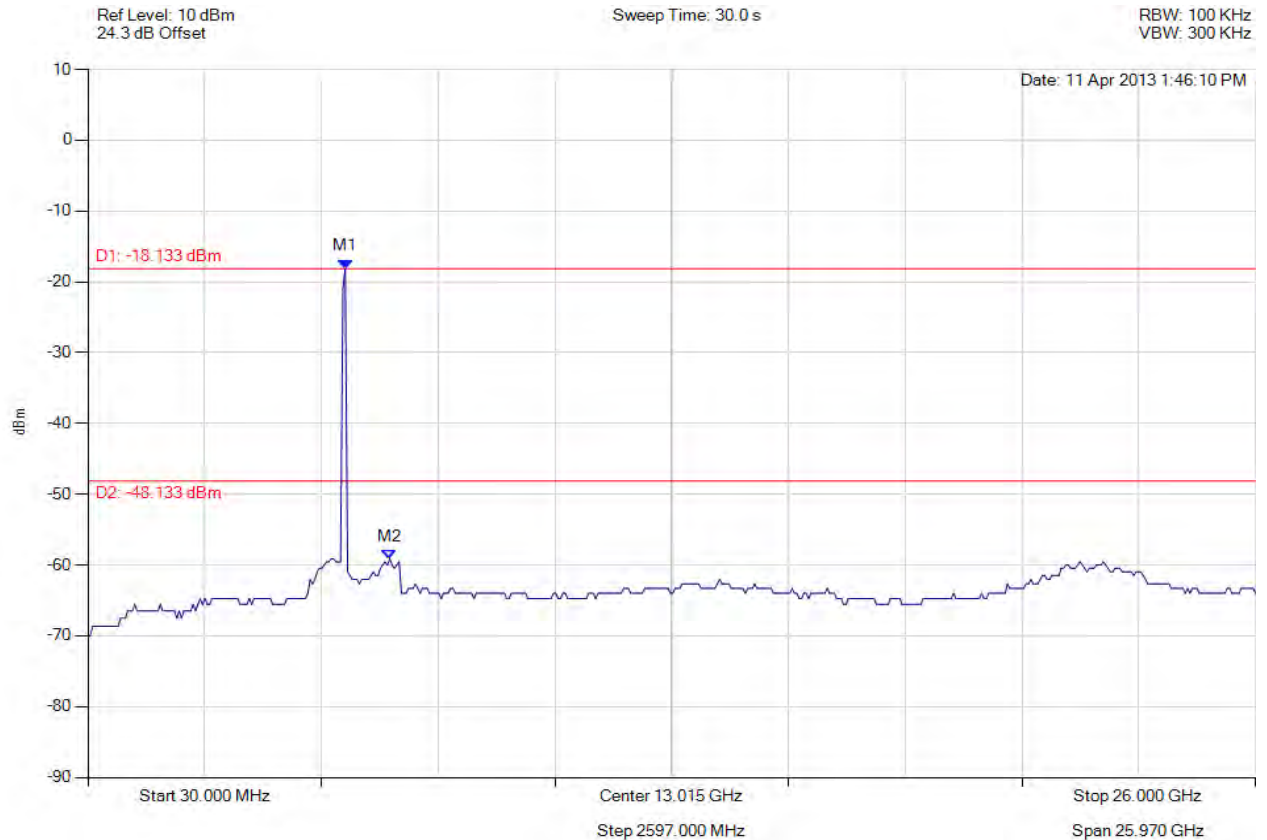


Title: APIN0114, APIN0115 802.11a/b/g/n
To: FCC 47 CFR Part 15.247 & IC RSS-210
Serial #: ARUB148-U4 Rev A
Issue Date: 2nd August 2013
Page: 376 of 394



CONDUCTED SPURIOUS EMISSIONS

Variant: 802.11n HT-20, Channel: 5745.00 MHz, Chain a, Temp: Ambient, Voltage: 12 Vdc



Analyser Setup	Marker : Frequency : Amplitude	Test Results
Detector = AVERAGE Sweep Count = 0 RF Atten (dB) = 10 Trace Mode = VIEW	M1 : 5754.850 MHz : -18.133 dBm M2 : 6743.687 MHz : -59.121 dBm	Limit: -48.13 dBm Margin: -10.99 dB

[Back to the Matrix](#)

This test report may be reproduced in full only. The document may only be updated by MiCOM Labs personnel. Any changes will be noted in the Document History section of the report.

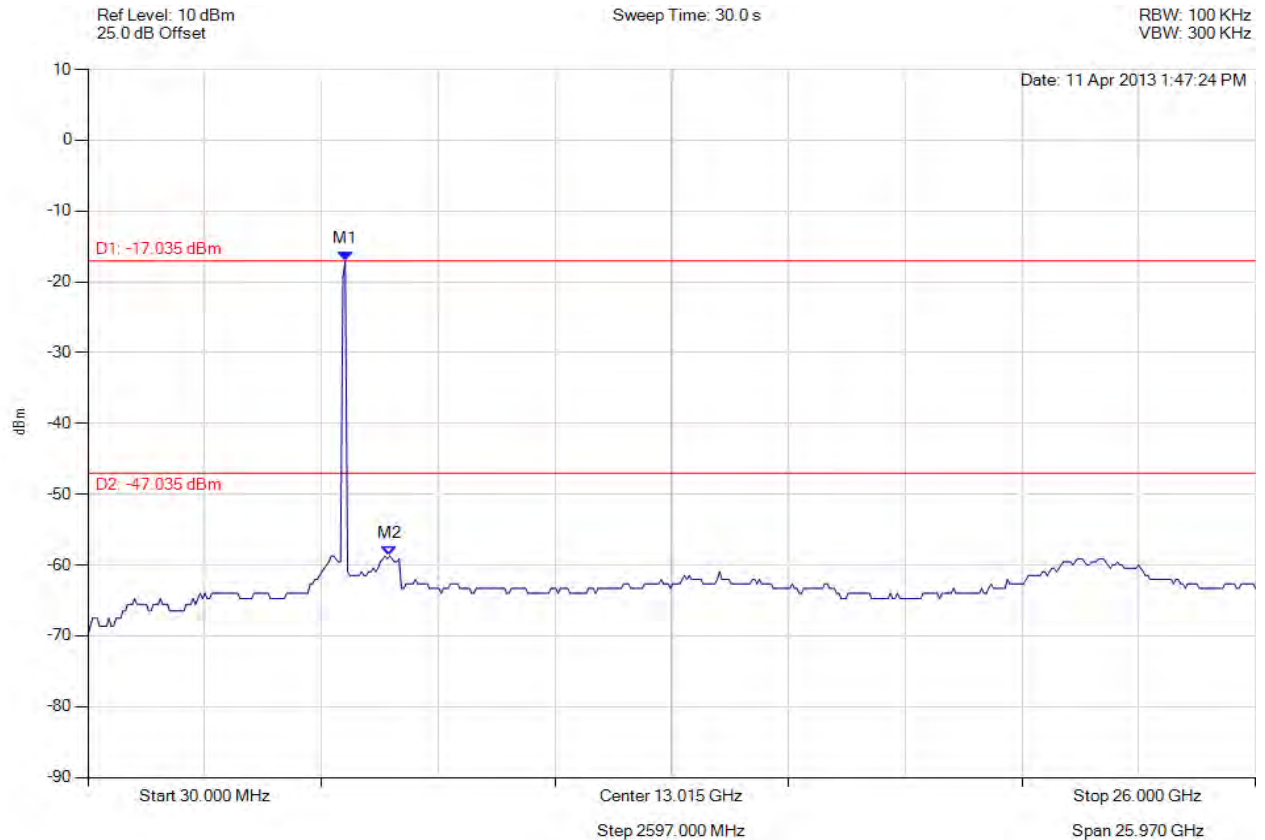


Title: APIN0114, APIN0115 802.11a/b/g/n
To: FCC 47 CFR Part 15.247 & IC RSS-210
Serial #: ARUB148-U4 Rev A
Issue Date: 2nd August 2013
Page: 377 of 394



CONDUCTED SPURIOUS EMISSIONS

Variant: 802.11n HT-20, Channel: 5745.00 MHz, Chain b, Temp: Ambient, Voltage: 12 Vdc



Analyser Setup	Marker : Frequency : Amplitude	Test Results
Detector = AVERAGE Sweep Count = 0 RF Atten (dB) = 10 Trace Mode = VIEW	M1 : 5754.850 MHz : -17.035 dBm M2 : 6743.687 MHz : -58.717 dBm	Limit: -47.04 dBm Margin: -11.68 dB

[Back to the Matrix](#)

This test report may be reproduced in full only. The document may only be updated by MiCOM Labs personnel. Any changes will be noted in the Document History section of the report.

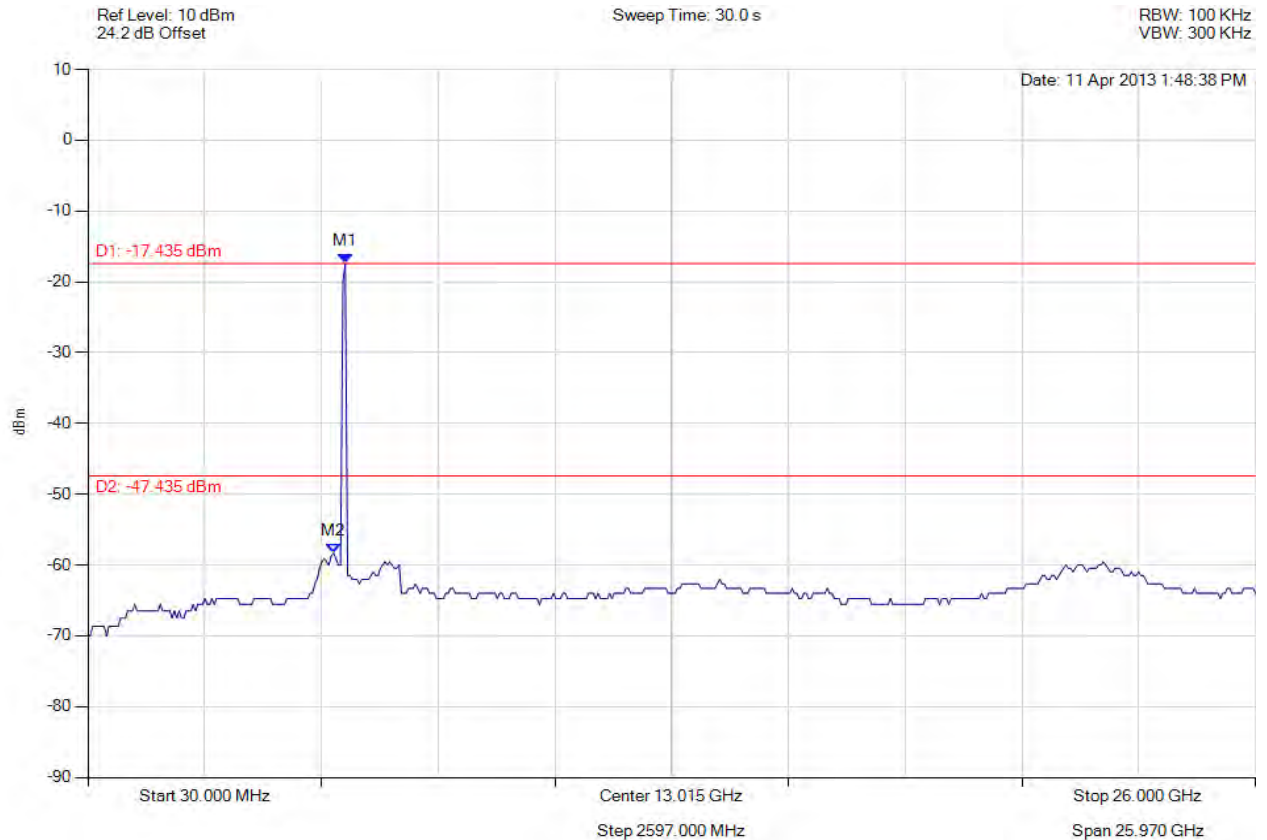


Title: APIN0114, APIN0115 802.11a/b/g/n
To: FCC 47 CFR Part 15.247 & IC RSS-210
Serial #: ARUB148-U4 Rev A
Issue Date: 2nd August 2013
Page: 378 of 394



CONDUCTED SPURIOUS EMISSIONS

Variant: 802.11n HT-20, Channel: 5745.00 MHz, Chain c, Temp: Ambient, Voltage: 12 Vdc



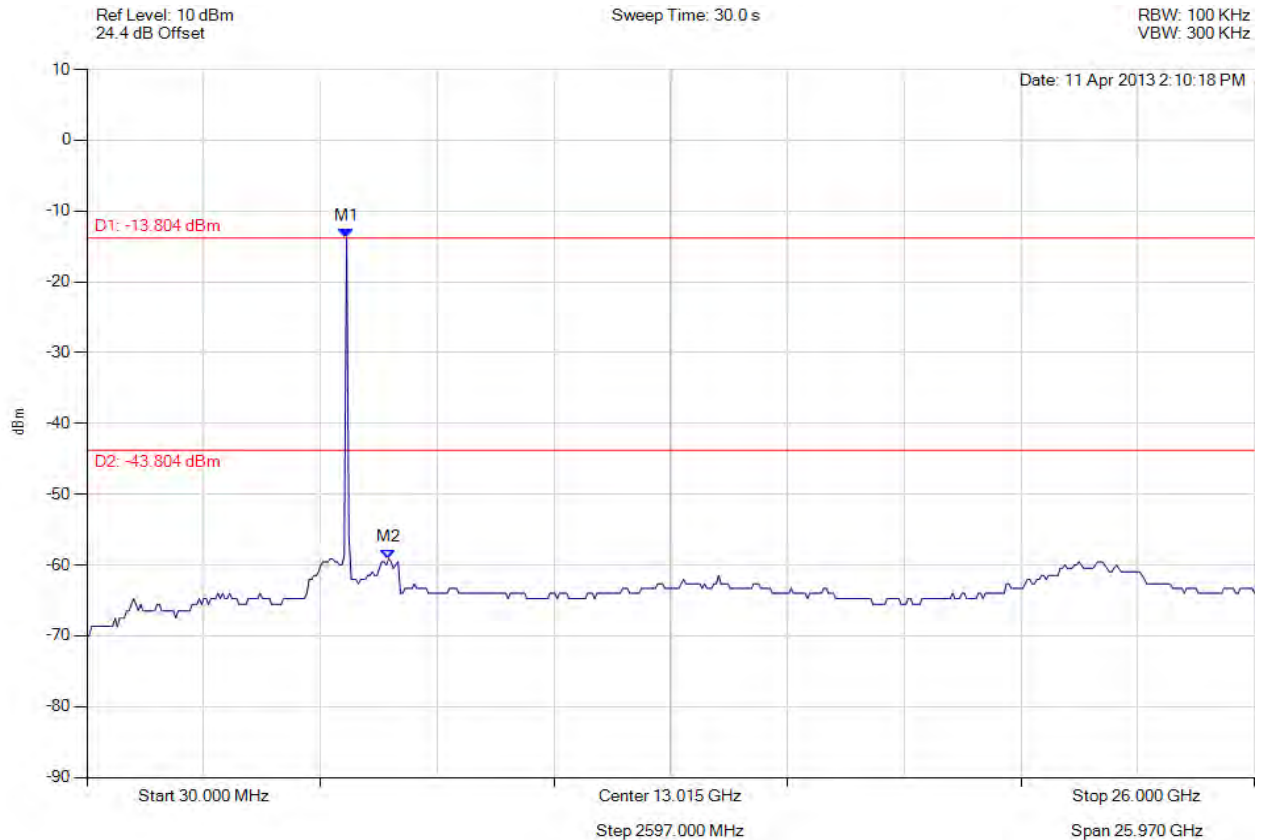
Analyser Setup	Marker : Frequency : Amplitude	Test Results
Detector = AVERAGE Sweep Count = 0 RF Atten (dB) = 10 Trace Mode = VIEW	M1 : 5754.850 MHz : -17.435 dBm M2 : 5494.629 MHz : -58.331 dBm	Limit: -47.44 dBm Margin: -10.89 dB

[Back to the Matrix](#)

This test report may be reproduced in full only. The document may only be updated by MiCOM Labs personnel. Any changes will be noted in the Document History section of the report.

CONDUCTED SPURIOUS EMISSIONS

Variant: 802.11n HT-20, Channel: 5825.00 MHz, Chain a, Temp: Ambient, Voltage: 12 Vdc



Analyser Setup	Marker : Frequency : Amplitude	Test Results
Detector = AVERAGE Sweep Count = 0 RF Atten (dB) = 10 Trace Mode = VIEW	M1 : 5806.894 MHz : -13.804 dBm M2 : 6743.687 MHz : -59.121 dBm	Limit: -43.80 dBm Margin: -15.32 dB

[Back to the Matrix](#)

This test report may be reproduced in full only. The document may only be updated by MiCOM Labs personnel. Any changes will be noted in the Document History section of the report.

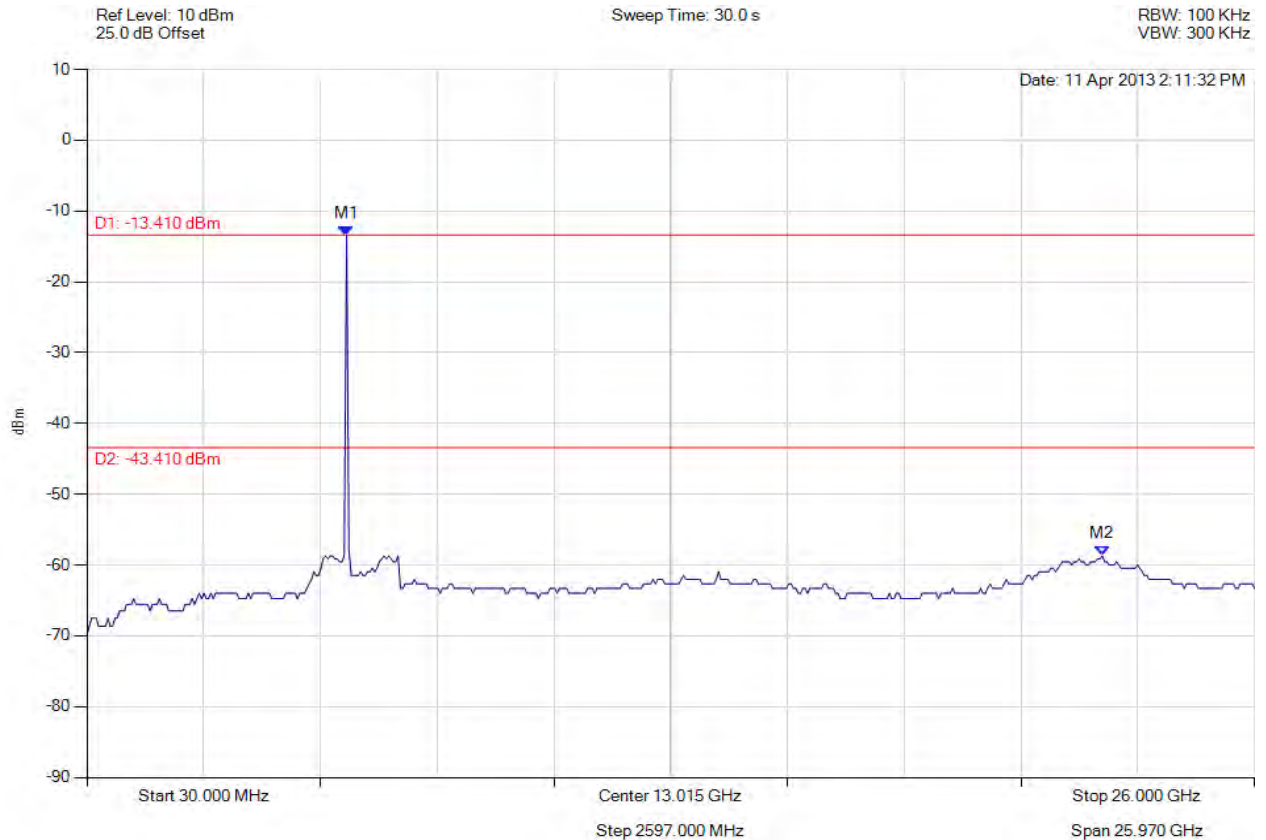


Title: APIN0114, APIN0115 802.11a/b/g/n
To: FCC 47 CFR Part 15.247 & IC RSS-210
Serial #: ARUB148-U4 Rev A
Issue Date: 2nd August 2013
Page: 380 of 394



CONDUCTED SPURIOUS EMISSIONS

Variant: 802.11n HT-20, Channel: 5825.00 MHz, Chain b, Temp: Ambient, Voltage: 12 Vdc



Analyser Setup	Marker : Frequency : Amplitude	Test Results
Detector = AVERAGE Sweep Count = 0 RF Atten (dB) = 10 Trace Mode = VIEW	M1 : 5806.894 MHz : -13.410 dBm M2 : 22.617 GHz : -58.717 dBm	Limit: -43.41 dBm Margin: -15.31 dB

[Back to the Matrix](#)

This test report may be reproduced in full only. The document may only be updated by MiCOM Labs personnel. Any changes will be noted in the Document History section of the report.

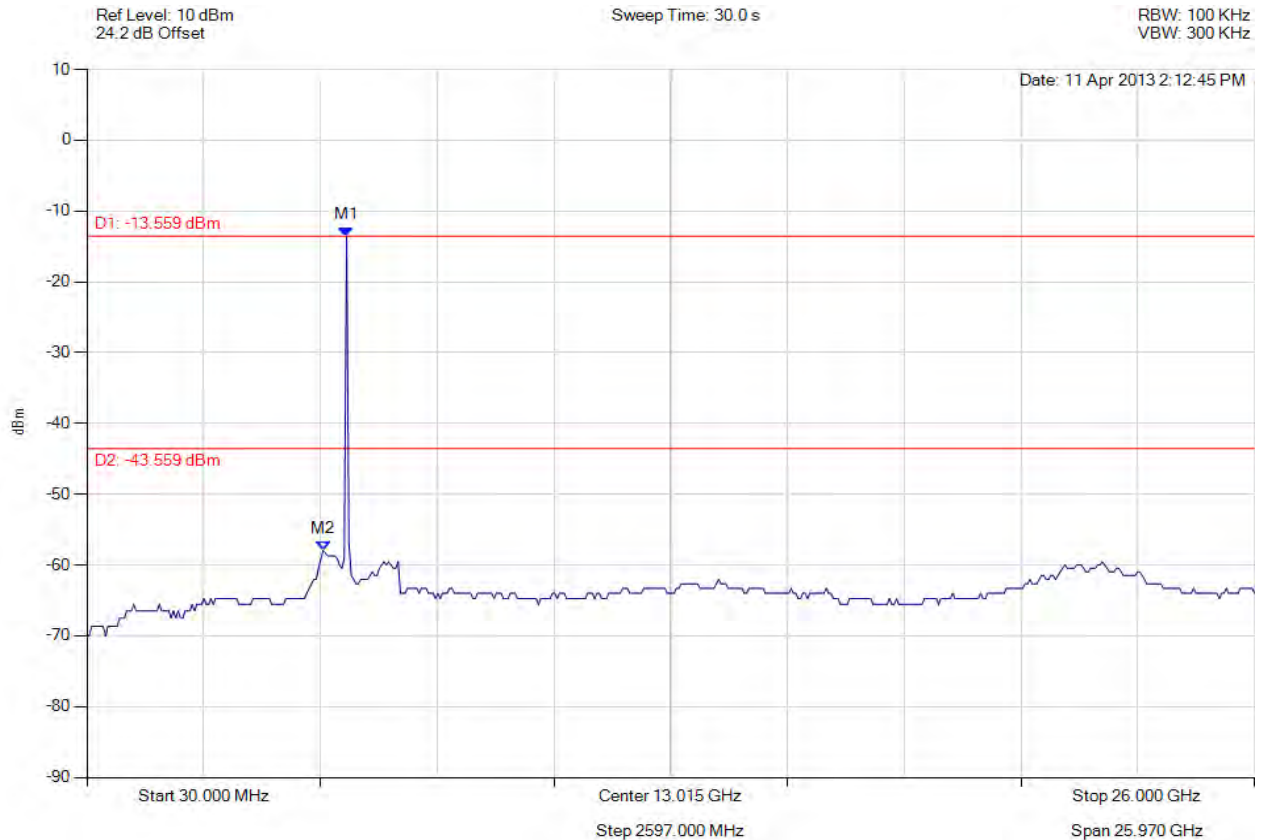


Title: APIN0114, APIN0115 802.11a/b/g/n
To: FCC 47 CFR Part 15.247 & IC RSS-210
Serial #: ARUB148-U4 Rev A
Issue Date: 2nd August 2013
Page: 381 of 394



CONDUCTED SPURIOUS EMISSIONS

Variant: 802.11n HT-20, Channel: 5825.00 MHz, Chain c, Temp: Ambient, Voltage: 12 Vdc



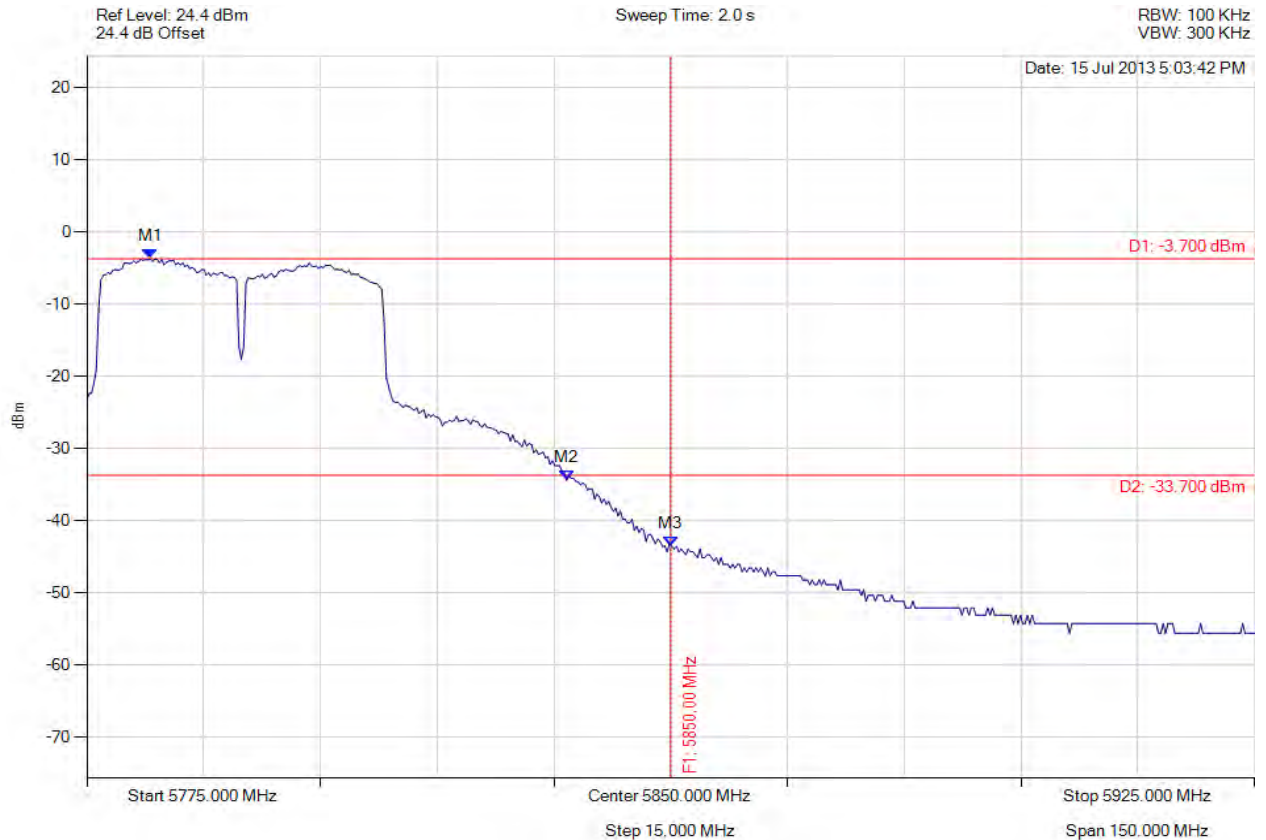
Analyser Setup	Marker : Frequency : Amplitude	Test Results
Detector = AVERAGE Sweep Count = 0 RF Atten (dB) = 10 Trace Mode = VIEW	M1 : 5806.894 MHz : -13.559 dBm M2 : 5286.453 MHz : -57.961 dBm	Limit: -43.56 dBm Margin: -14.40 dB

[Back to the Matrix](#)

This test report may be reproduced in full only. The document may only be updated by MiCOM Labs personnel. Any changes will be noted in the Document History section of the report.

CONDUCTED HIGH BAND-EDGE EMISSION

Variant: 802.11n HT-40, Channel: 5795.00 MHz, Chain a, Temp: Ambient, Voltage: 12 Vdc



Analyser Setup	Marker : Frequency : Amplitude	Test Results
Detector = AVERAGE Sweep Count = 0 RF Atten (dB) = 20 Trace Mode = VIEW	M1 : 5783.116 MHz : -3.700 dBm M2 : 5836.623 MHz : -34.388 dBm M3 : 5850.000 MHz : -43.561 dBm	Limit: -33.70 dBm Margin: -9.86 dB

[Back to the Matrix](#)

This test report may be reproduced in full only. The document may only be updated by MiCOM Labs personnel. Any changes will be noted in the Document History section of the report.

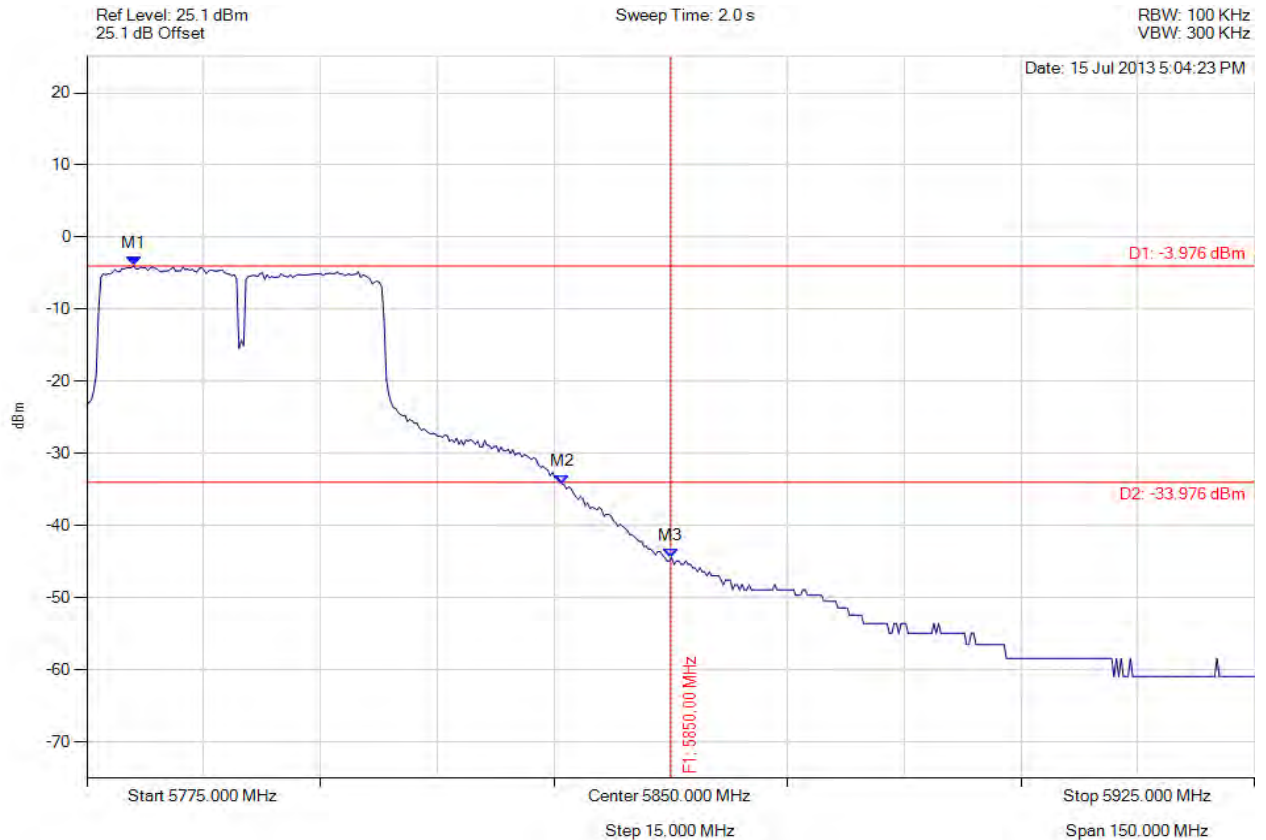


Title: APIN0114, APIN0115 802.11a/b/g/n
To: FCC 47 CFR Part 15.247 & IC RSS-210
Serial #: ARUB148-U4 Rev A
Issue Date: 2nd August 2013
Page: 383 of 394



CONDUCTED HIGH BAND-EDGE EMISSION

Variant: 802.11n HT-40, Channel: 5795.00 MHz, Chain b, Temp: Ambient, Voltage: 12 Vdc



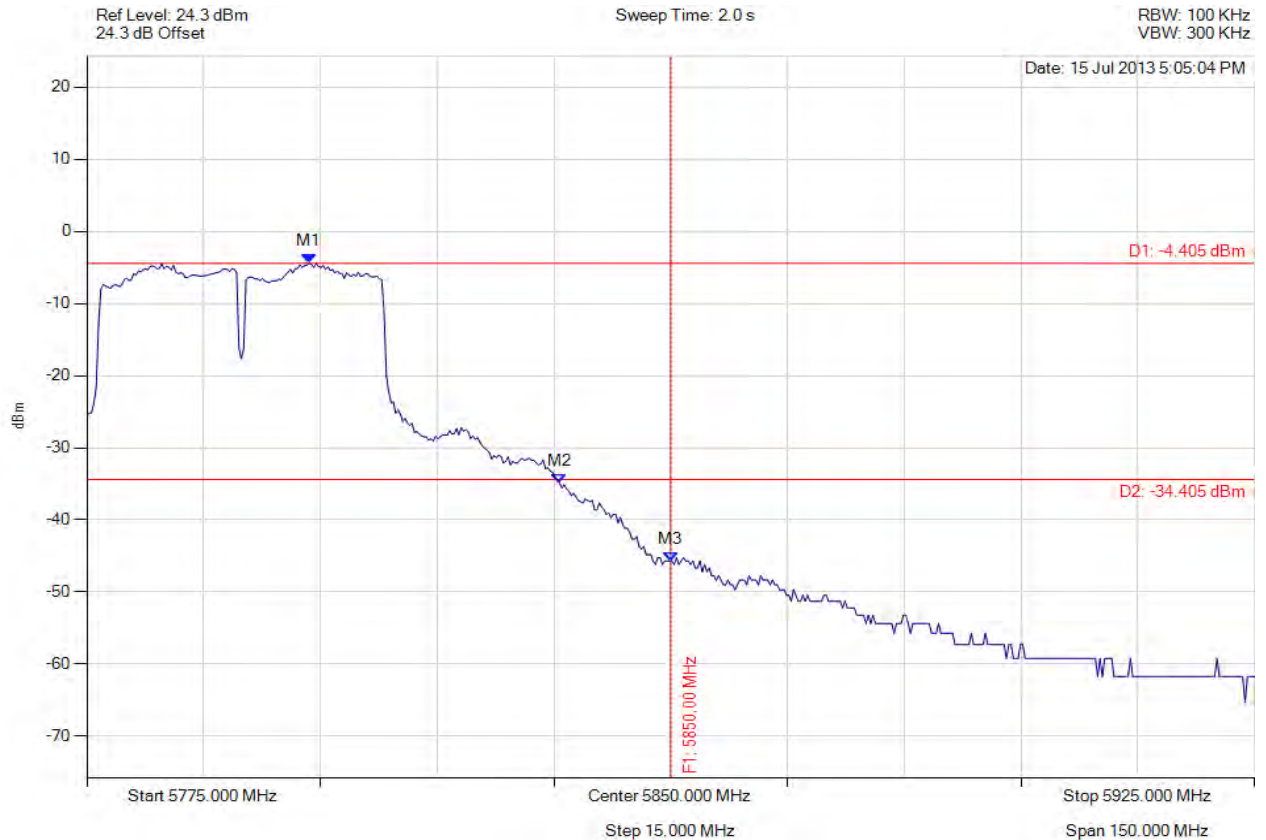
Analyser Setup	Marker : Frequency : Amplitude	Test Results
Detector = AVERAGE Sweep Count = 0 RF Atten (dB) = 10 Trace Mode = VIEW	M1 : 5781.012 MHz : -3.976 dBm M2 : 5836.022 MHz : -34.207 dBm M3 : 5850.000 MHz : -44.445 dBm	Limit: -33.98 dBm Margin: -10.47 dB

[Back to the Matrix](#)

This test report may be reproduced in full only. The document may only be updated by MiCOM Labs personnel. Any changes will be noted in the Document History section of the report.

CONDUCTED HIGH BAND-EDGE EMISSION

Variant: 802.11n HT-40, Channel: 5795.00 MHz, Chain c, Temp: Ambient, Voltage: 12 Vdc



Analyser Setup	Marker : Frequency : Amplitude	Test Results
Detector = AVERAGE Sweep Count = 0 RF Atten (dB) = 10 Trace Mode = VIEW	M1 : 5803.557 MHz : -4.405 dBm M2 : 5835.721 MHz : -34.874 dBm M3 : 5850.000 MHz : -45.690 dBm	Limit: -34.41 dBm Margin: -11.28 dB

[Back to the Matrix](#)

This test report may be reproduced in full only. The document may only be updated by MiCOM Labs personnel. Any changes will be noted in the Document History section of the report.

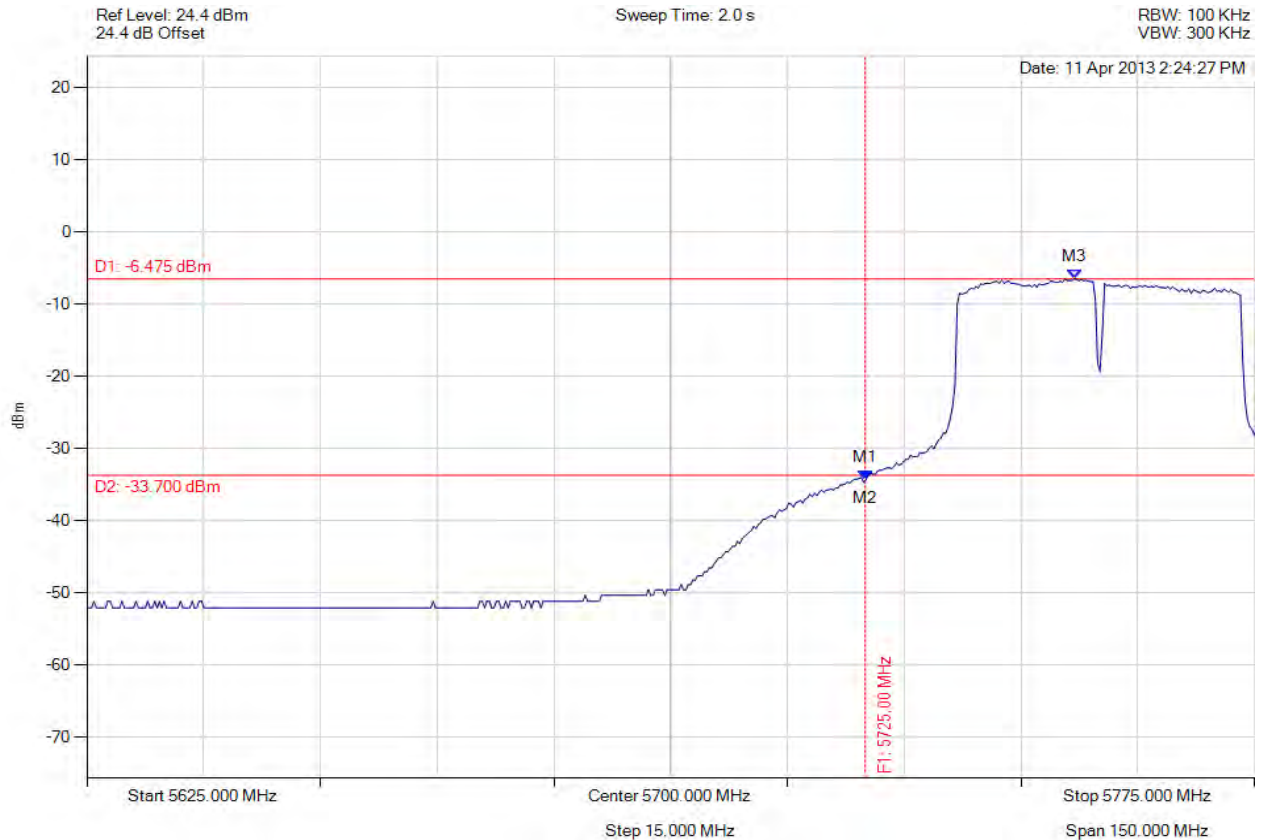


Title: APIN0114, APIN0115 802.11a/b/g/n
To: FCC 47 CFR Part 15.247 & IC RSS-210
Serial #: ARUB148-U4 Rev A
Issue Date: 2nd August 2013
Page: 385 of 394



CONDUCTED LOW BAND-EDGE EMISSION

Variant: 802.11n HT-40, Channel: 5755.00 MHz, Chain a, Temp: Ambient, Voltage: 12 Vdc



Analyser Setup	Marker : Frequency : Amplitude	Test Results
Detector = AVERAGE Sweep Count = 0 RF Atten (dB) = 20 Trace Mode = VIEW	M1 : 5725.000 MHz : -34.323 dBm M2 : 5725.000 MHz : -34.323 dBm M3 : 5751.854 MHz : -6.475 dBm	Limit: -33.70 dBm Margin: -0.62 dB

[Back to the Matrix](#)

This test report may be reproduced in full only. The document may only be updated by MiCOM Labs personnel. Any changes will be noted in the Document History section of the report.

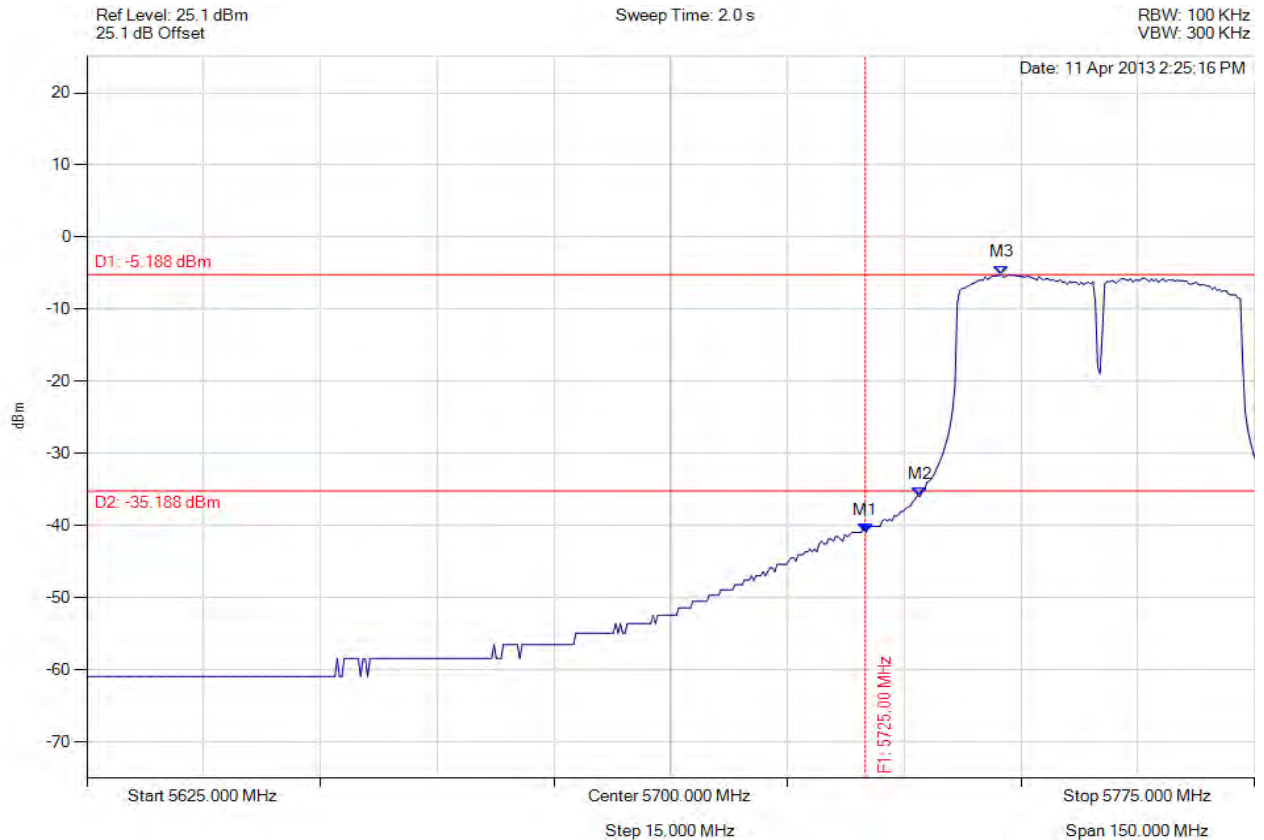


Title: APIN0114, APIN0115 802.11a/b/g/n
To: FCC 47 CFR Part 15.247 & IC RSS-210
Serial #: ARUB148-U4 Rev A
Issue Date: 2nd August 2013
Page: 386 of 394



CONDUCTED LOW BAND-EDGE EMISSION

Variant: 802.11n HT-40, Channel: 5755.00 MHz, Chain b, Temp: Ambient, Voltage: 12 Vdc



Analyser Setup	Marker : Frequency : Amplitude	Test Results
Detector = AVERAGE Sweep Count = 0 RF Atten (dB) = 10 Trace Mode = VIEW	M1 : 5725.000 MHz : -40.923 dBm M2 : 5732.014 MHz : -35.980 dBm M3 : 5742.535 MHz : -5.188 dBm	Limit: -35.19 dBm Margin: -5.73 dB

[Back to the Matrix](#)

This test report may be reproduced in full only. The document may only be updated by MiCOM Labs personnel. Any changes will be noted in the Document History section of the report.

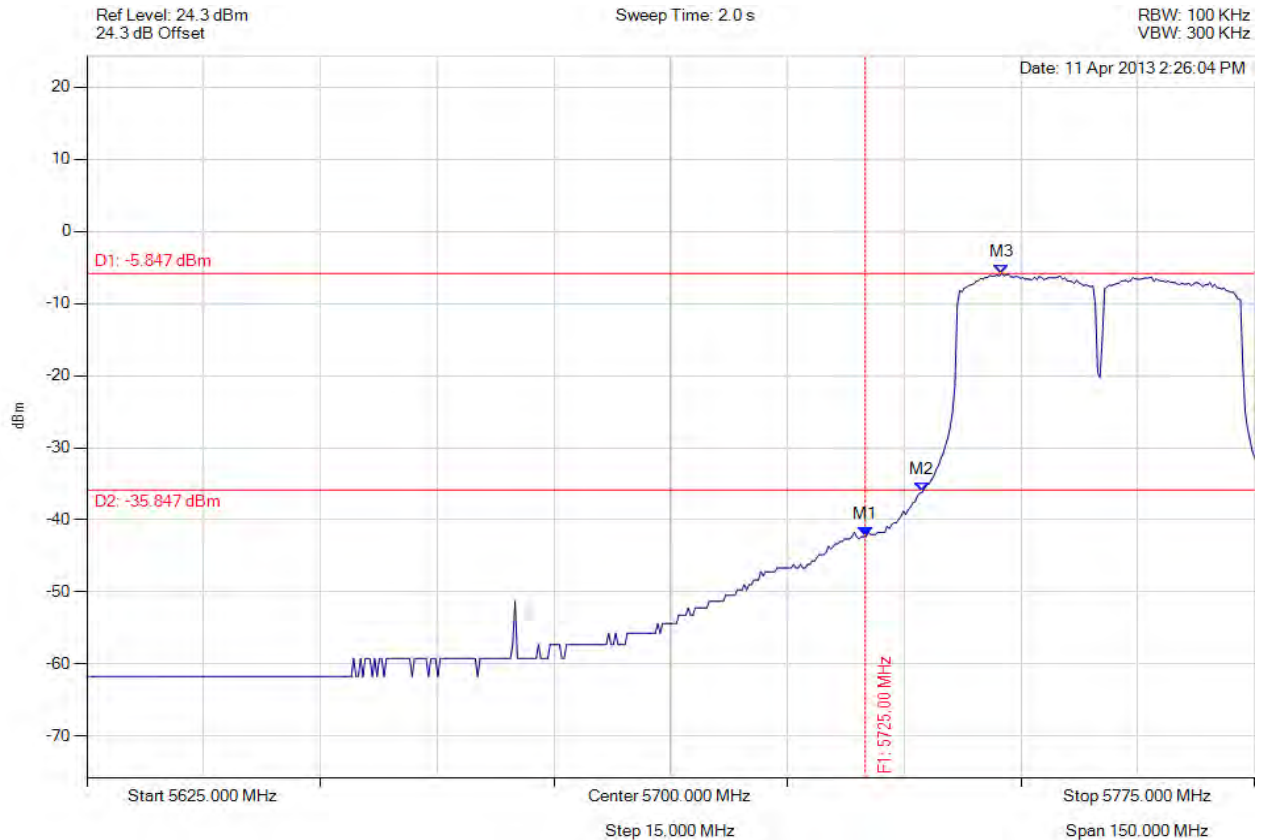


Title: APIN0114, APIN0115 802.11a/b/g/n
To: FCC 47 CFR Part 15.247 & IC RSS-210
Serial #: ARUB148-U4 Rev A
Issue Date: 2nd August 2013
Page: 387 of 394



CONDUCTED LOW BAND-EDGE EMISSION

Variant: 802.11n HT-40, Channel: 5755.00 MHz, Chain c, Temp: Ambient, Voltage: 12 Vdc



Analyser Setup	Marker : Frequency : Amplitude	Test Results
Detector = AVERAGE Sweep Count = 0 RF Atten (dB) = 10 Trace Mode = VIEW	M1 : 5725.000 MHz : -42.322 dBm M2 : 5732.315 MHz : -36.148 dBm M3 : 5742.535 MHz : -5.847 dBm	Limit: -35.85 dBm Margin: -6.47 dB

[Back to the Matrix](#)

This test report may be reproduced in full only. The document may only be updated by MiCOM Labs personnel. Any changes will be noted in the Document History section of the report.

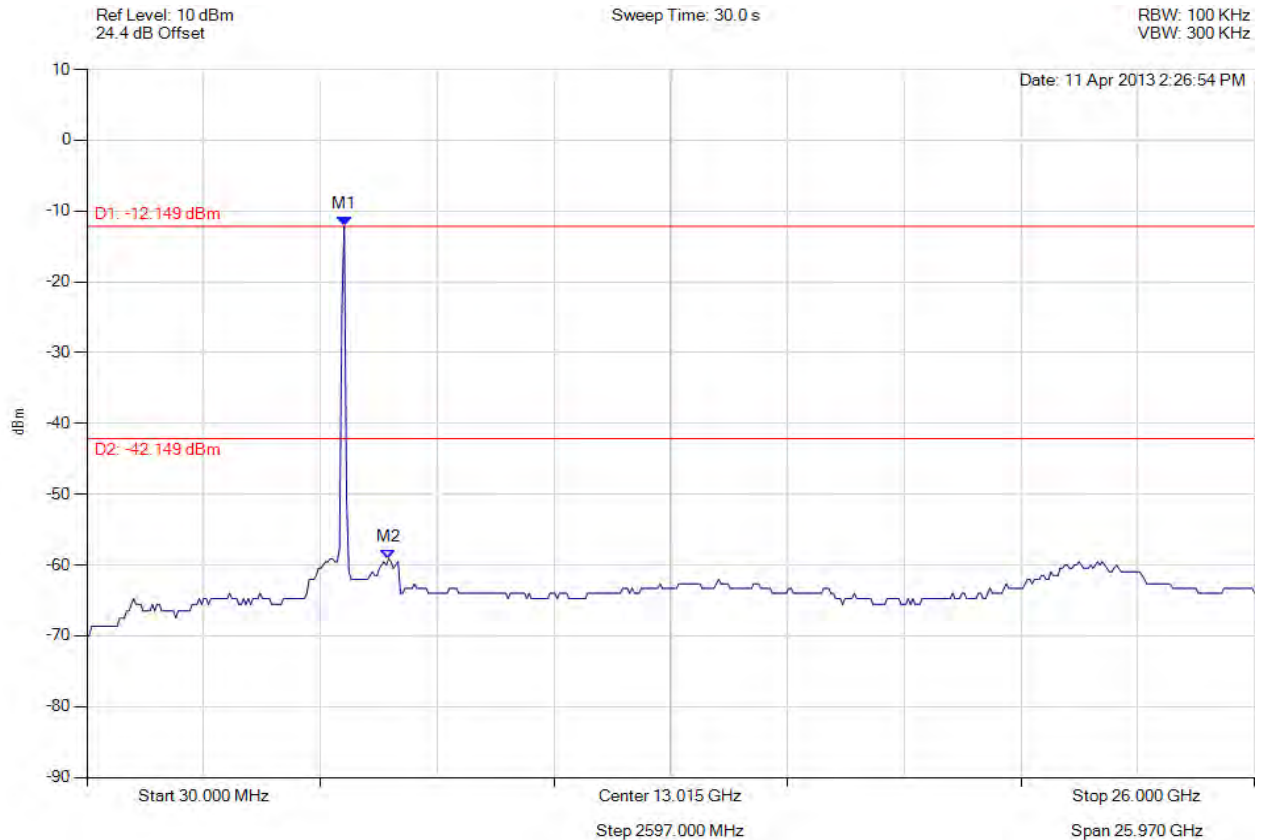


Title: APIN0114, APIN0115 802.11a/b/g/n
To: FCC 47 CFR Part 15.247 & IC RSS-210
Serial #: ARUB148-U4 Rev A
Issue Date: 2nd August 2013
Page: 388 of 394



CONDUCTED SPURIOUS EMISSIONS

Variant: 802.11n HT-40, Channel: 5755.00 MHz, Chain a, Temp: Ambient, Voltage: 12 Vdc



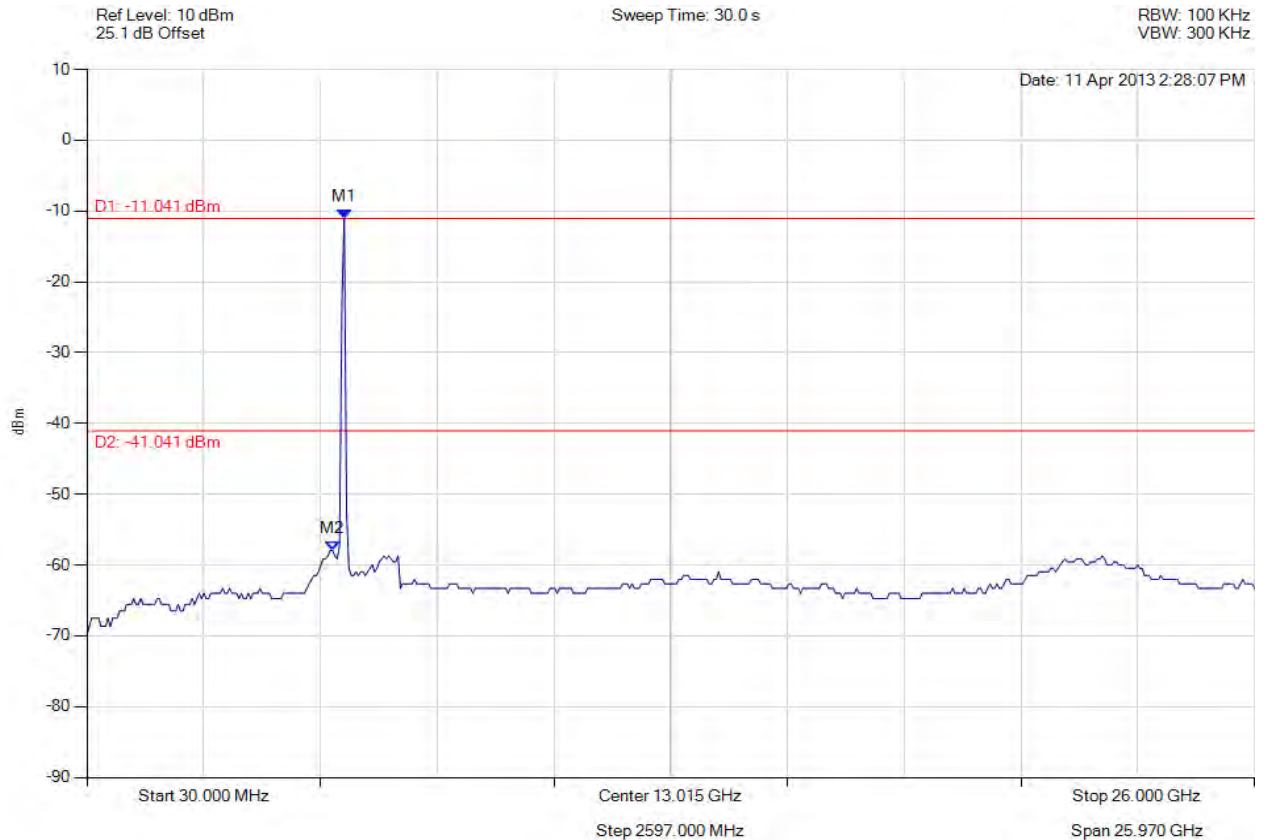
Analyser Setup	Marker : Frequency : Amplitude	Test Results
Detector = AVERAGE Sweep Count = 0 RF Atten (dB) = 10 Trace Mode = VIEW	M1 : 5754.850 MHz : -12.149 dBm M2 : 6743.687 MHz : -59.121 dBm	Limit: -42.15 dBm Margin: -16.97 dB

[Back to the Matrix](#)

This test report may be reproduced in full only. The document may only be updated by MiCOM Labs personnel. Any changes will be noted in the Document History section of the report.

CONDUCTED SPURIOUS EMISSIONS

Variant: 802.11n HT-40, Channel: 5755.00 MHz, Chain b, Temp: Ambient, Voltage: 12 Vdc



Analyser Setup	Marker : Frequency : Amplitude	Test Results
Detector = AVERAGE Sweep Count = 0 RF Atten (dB) = 10 Trace Mode = VIEW	M1 : 5754.850 MHz : -11.041 dBm M2 : 5494.629 MHz : -57.961 dBm	Limit: -41.04 dBm Margin: -16.92 dB

[Back to the Matrix](#)

This test report may be reproduced in full only. The document may only be updated by MiCOM Labs personnel. Any changes will be noted in the Document History section of the report.

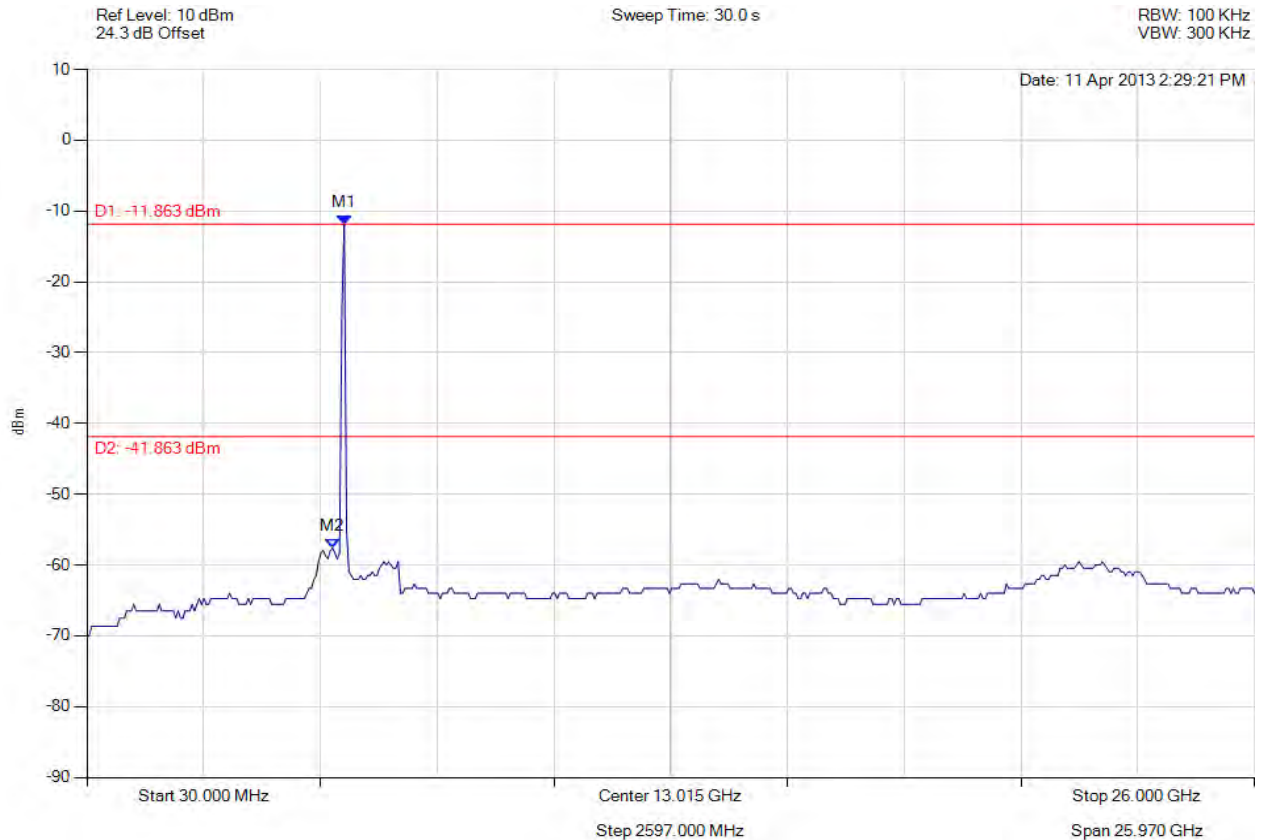


Title: APIN0114, APIN0115 802.11a/b/g/n
To: FCC 47 CFR Part 15.247 & IC RSS-210
Serial #: ARUB148-U4 Rev A
Issue Date: 2nd August 2013
Page: 390 of 394



CONDUCTED SPURIOUS EMISSIONS

Variant: 802.11n HT-40, Channel: 5755.00 MHz, Chain c, Temp: Ambient, Voltage: 12 Vdc



Analyser Setup	Marker : Frequency : Amplitude	Test Results
Detector = AVERAGE Sweep Count = 0 RF Atten (dB) = 10 Trace Mode = VIEW	M1 : 5754.850 MHz : -11.863 dBm M2 : 5494.629 MHz : -57.607 dBm	Limit: -41.86 dBm Margin: -15.75 dB

[Back to the Matrix](#)

This test report may be reproduced in full only. The document may only be updated by MiCOM Labs personnel. Any changes will be noted in the Document History section of the report.

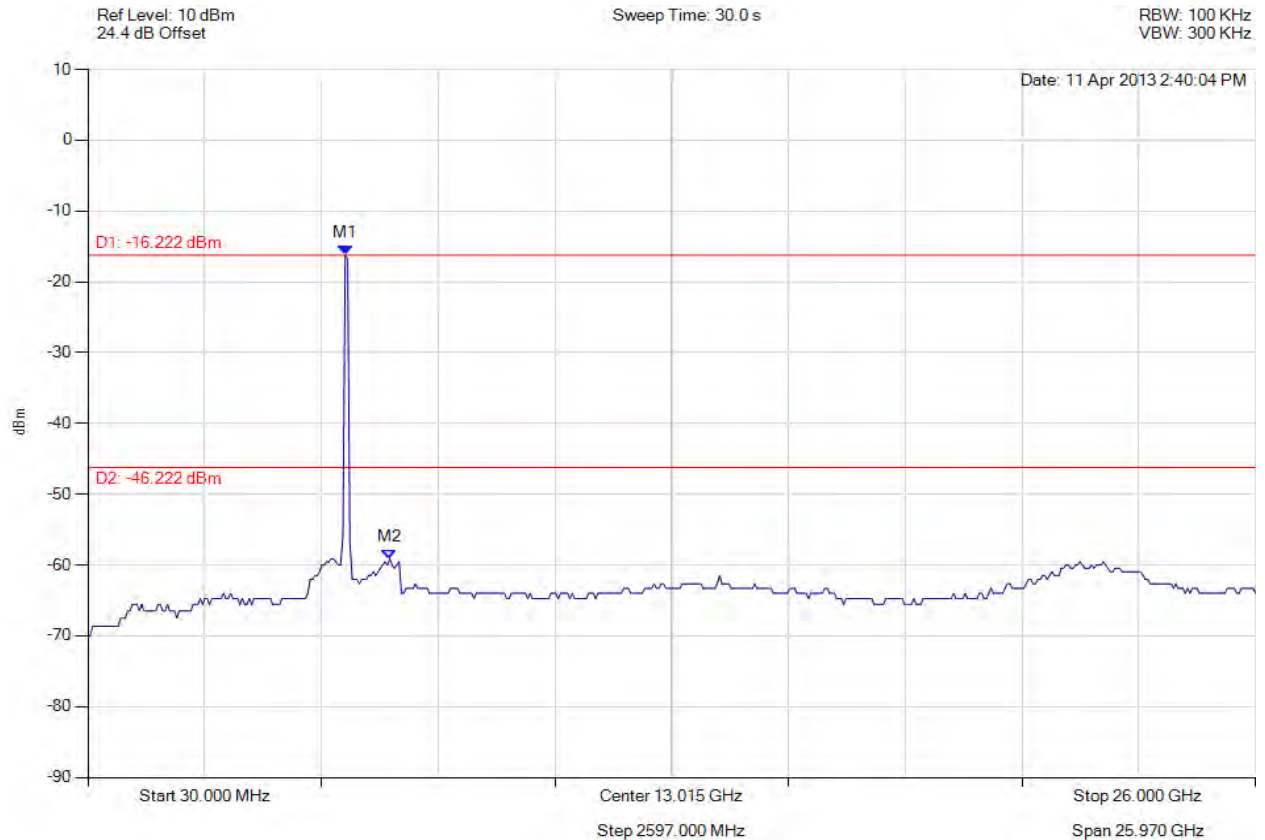


Title: APIN0114, APIN0115 802.11a/b/g/n
To: FCC 47 CFR Part 15.247 & IC RSS-210
Serial #: ARUB148-U4 Rev A
Issue Date: 2nd August 2013
Page: 391 of 394



CONDUCTED SPURIOUS EMISSIONS

Variant: 802.11n HT-40, Channel: 5795.00 MHz, Chain a, Temp: Ambient, Voltage: 12 Vdc



Analyser Setup	Marker : Frequency : Amplitude	Test Results
Detector = AVERAGE Sweep Count = 0 RF Atten (dB) = 10 Trace Mode = VIEW	M1 : 5754.850 MHz : -16.222 dBm M2 : 6743.687 MHz : -59.121 dBm	Limit: -46.22 dBm Margin: -12.90 dB

[Back to the Matrix](#)

This test report may be reproduced in full only. The document may only be updated by MiCOM Labs personnel. Any changes will be noted in the Document History section of the report.

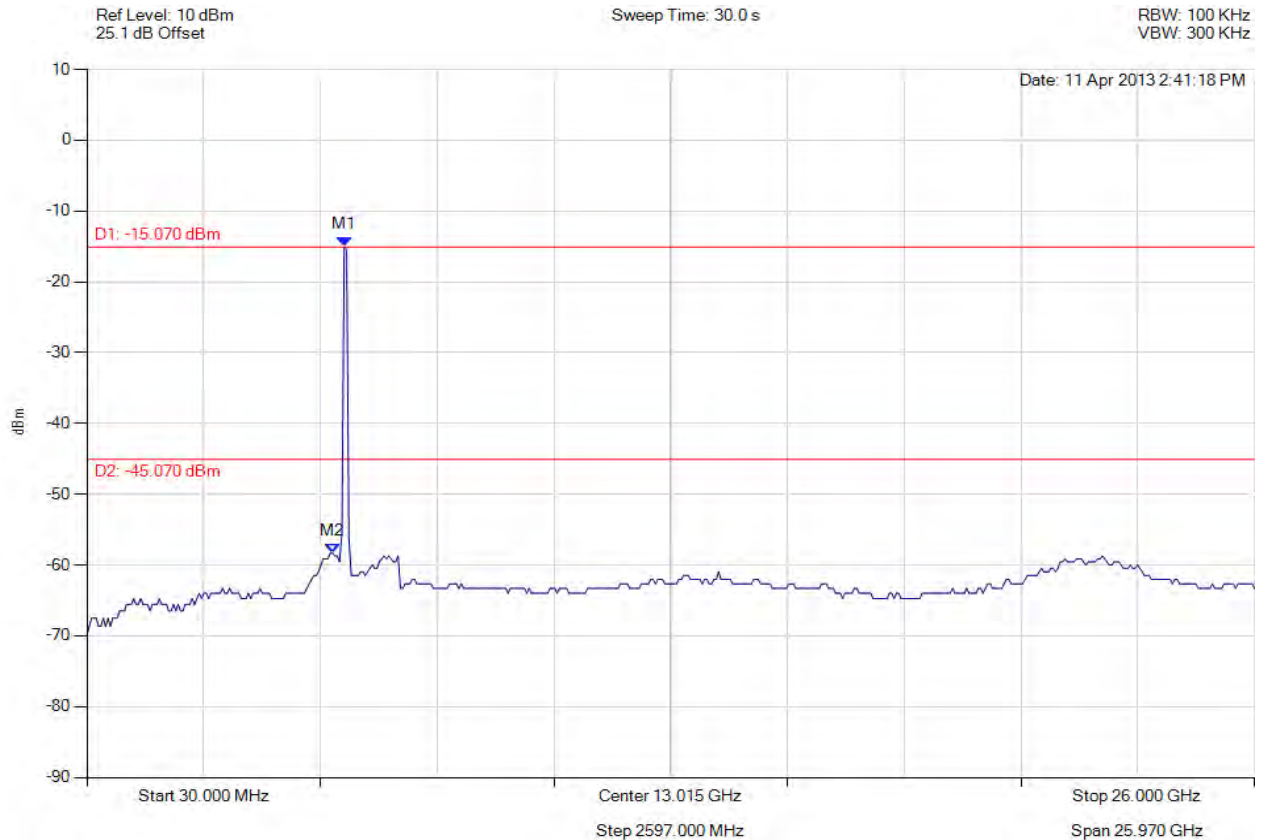


Title: APIN0114, APIN0115 802.11a/b/g/n
To: FCC 47 CFR Part 15.247 & IC RSS-210
Serial #: ARUB148-U4 Rev A
Issue Date: 2nd August 2013
Page: 392 of 394



CONDUCTED SPURIOUS EMISSIONS

Variant: 802.11n HT-40, Channel: 5795.00 MHz, Chain b, Temp: Ambient, Voltage: 12 Vdc



Analyser Setup	Marker : Frequency : Amplitude	Test Results
Detector = AVERAGE Sweep Count = 0 RF Atten (dB) = 10 Trace Mode = VIEW	M1 : 5754.850 MHz : -15.070 dBm M2 : 5494.629 MHz : -58.331 dBm	Limit: -45.07 dBm Margin: -13.26 dB

[Back to the Matrix](#)

This test report may be reproduced in full only. The document may only be updated by MiCOM Labs personnel. Any changes will be noted in the Document History section of the report.

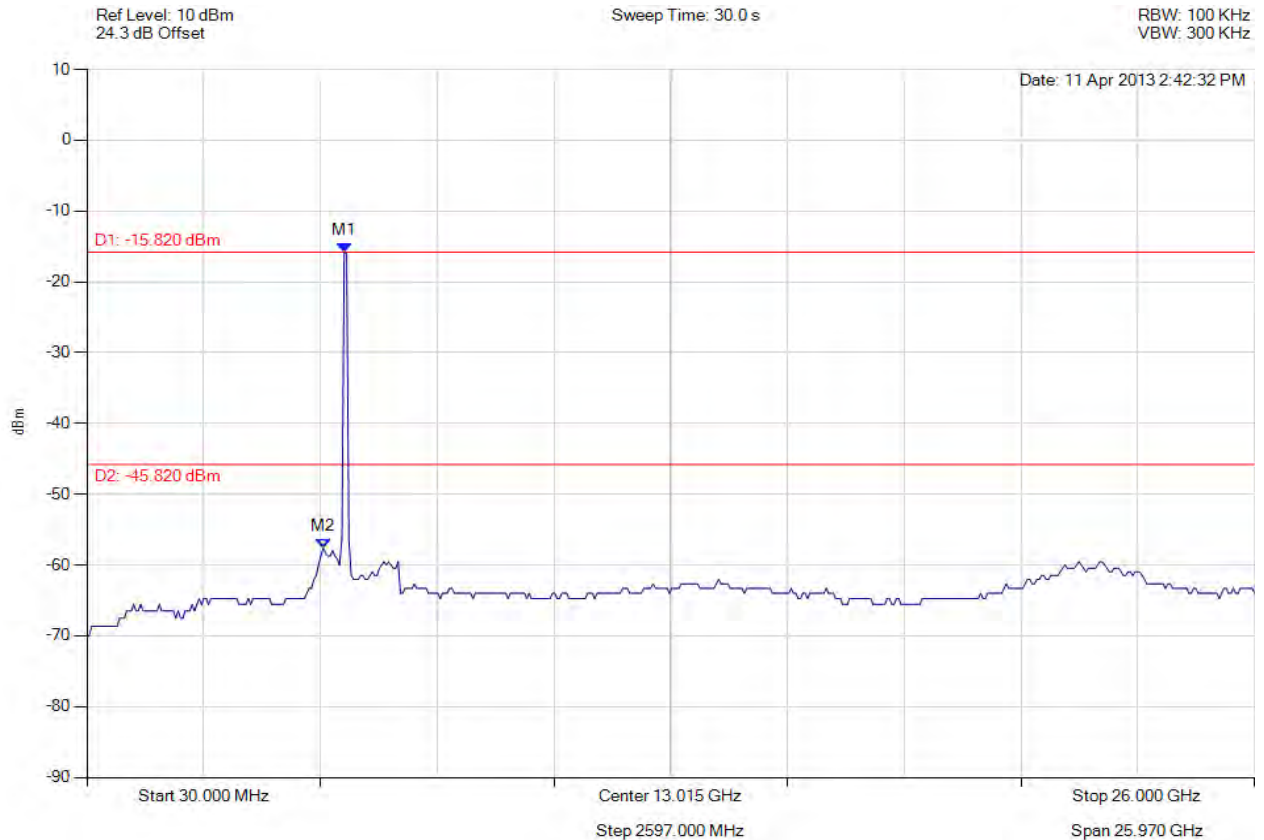


Title: APIN0114, APIN0115 802.11a/b/g/n
To: FCC 47 CFR Part 15.247 & IC RSS-210
Serial #: ARUB148-U4 Rev A
Issue Date: 2nd August 2013
Page: 393 of 394



CONDUCTED SPURIOUS EMISSIONS

Variant: 802.11n HT-40, Channel: 5795.00 MHz, Chain c, Temp: Ambient, Voltage: 12 Vdc



Analyser Setup	Marker : Frequency : Amplitude	Test Results
Detector = AVERAGE Sweep Count = 0 RF Atten (dB) = 10 Trace Mode = VIEW	M1 : 5754.850 MHz : -15.820 dBm M2 : 5286.453 MHz : -57.607 dBm	Limit: -45.82 dBm Margin: -11.79 dB

[Back to the Matrix](#)

This test report may be reproduced in full only. The document may only be updated by MiCOM Labs personnel. Any changes will be noted in the Document History section of the report.



440 Boulder Court, Suite 200
Pleasanton, CA 94566, USA
Tel: 1.925.462.0304
Fax: 1.925.462.0306
www.micomlabs.com