



**Test Set Up Photographs for
FCC Test Report, ITC Report Number 20030415-02-F15**

on
Home Attendant
[FCC ID: Q7JHOME-ATTENDANT]

part number
MB2USA

manufacturer
MyCasa Network, Inc.
2197 East Bayshore Rd #150
Palo Alto, CA 94303

tests and report by
ITC Engineering Services, Inc. (ITC)
9959 Calaveras Road, P.O. Box 543
Sunol, California 94586
Tel.: (925) 862-2944
Fax: (925) 862-9013
E-Mail: docs@itcemc.com
Web Site: www.itcemc.com



Lab Code: 200172-0

EN45001 Accredited Compliance Laboratory (RES-GmbH)
Registration number: TTI-P-G 159/98-00 (RES-GmbH)

PART 2 RECEIVER MEASUREMENTS

OPEN FIELD RADIATED EMISSIONS per 47 CFR Part 15.109

Test Set Up Photographs



Figure 1: Front View, Open Field Radiated Maximized Emissions




Figure 2: Rear View, Open Field Radiated Maximized Emissions

POWER LINE CONDUCTED EMISSIONS per 47 CFR PART 15.107

Test Set Up Photographs



Figure 3: Front View, Line Conducted Maximized Emissions




Figure 4: Rear View, Line Conducted Maximized Emissions

PART 3 RF MEASUREMENTS**FIELD STRENGTH OF FUNDAMENTAL per 47 CFR PART 15.231(b)(2)****Test Set Up Photographs****Figure 5 Fundamental Measurement Test Set Up Photos (Front)****Figure 6 Fundamental Measurement Test Set Up Photos (Rear)**

EMISSIONS AND RESTRICTED BANDS

Test Specification: FCC PART 15 SECTION 47 CFR 15.231(b) (2)
FCC PART 15 SECTION 47 CFR 15.231(b) (3)

Test Set Up Photographs



Figure 7: Front View, Spurious Emissions




Figure 8: Rear View, Spurious Emissions

EMISSIONS AND RESTRICTED BANDS (cont)

Test Set Up Photographs



Figure 9: Front View, Spurious and Harmonics Emissions (Above 1 GHz)




Figure 10: Rear View, Spurious Emissions