

Title page:

Vers

Q Sound Systems

1 CHARGE2

2 POWER ON.....3

3 PLAY4

AUDIO OPTIONS.....5

SPECIFICATIONS.....6

CAUTION.....7

FCC INFORMATION8

WARRANTEE9

1 CHARGE

USB Connector

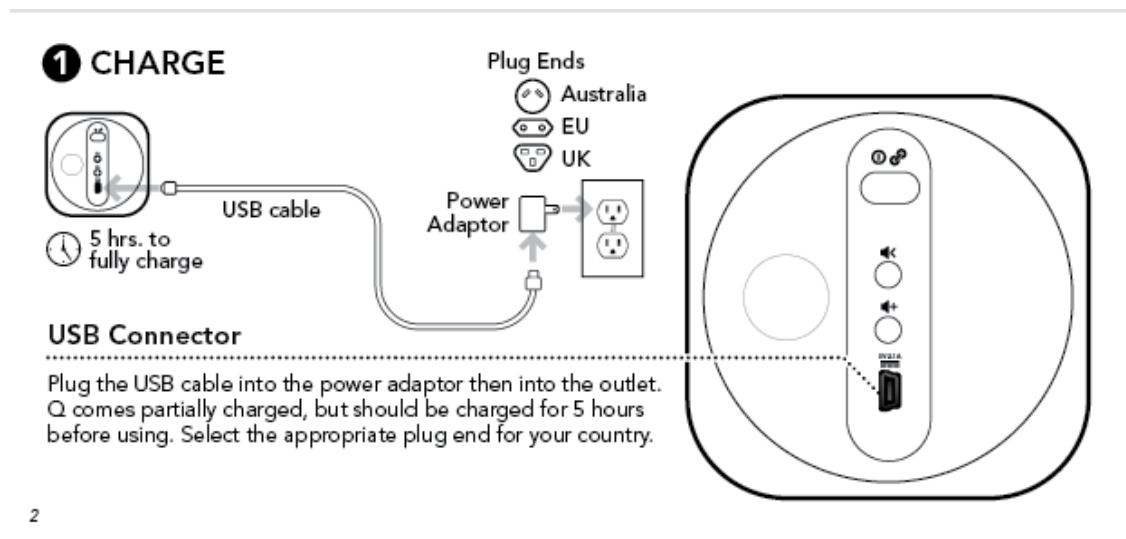
Plug the USB cable into the power adaptor then into the outlet. Q comes partially charged, but should be charged for 5 hours before using. Select the appropriate plug end for your country.

5 hrs. to
fully charge

USB cable

Plug Ends
Australia
EU
UK

Power
Adaptor



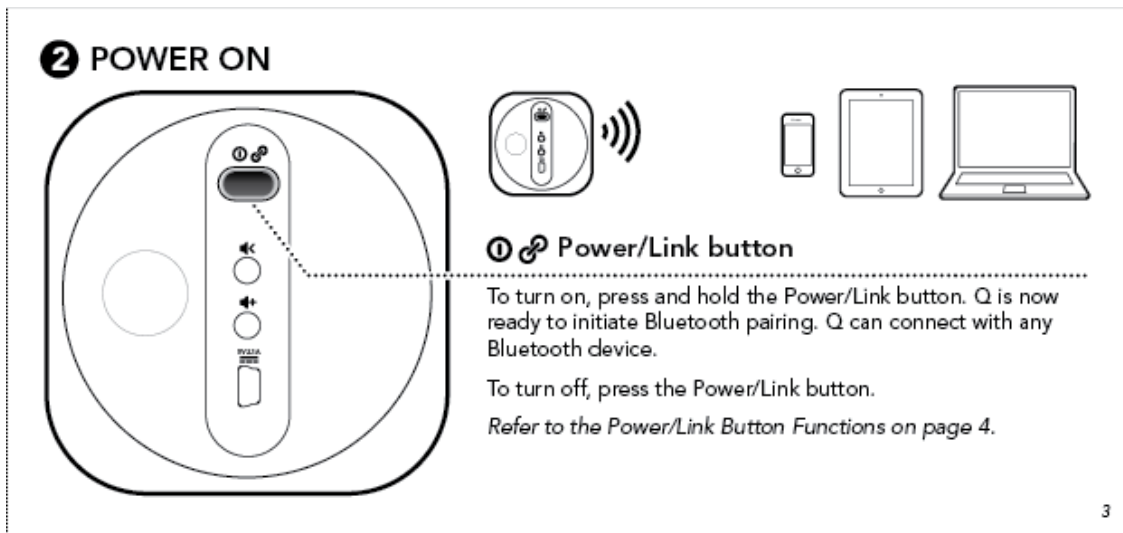
2 POWER ON

Power/Link button

To turn on, press and hold the Power/Link button. Q is now ready to initiate Bluetooth pairing. Q can connect with any Bluetooth device.

To turn off, press the Power/Link button.

Refer to the Power/Link Button Functions on page 4.



3 PLAY

Open the Bluetooth settings panel on your device (see your device's instructions for details).

Select Vers Q from the list and your device will automatically establish a connection.


Your Q will “Tweet” to tell you a connection has been made, and will play music automatically.

Q can connect with any Bluetooth device as well as any device with a headphone jack via the 3.5 mm cable.


Power/Link Button Functions

Blinking white	Bluetooth connection established. Sound: Tweet
Steady white	Power on, full charge archived. Sound: One bell
Blinking white–red	Power on, no Bluetooth connection. Sound: One bell
Blinking red	Power on, low battery Sound: two bells
Steady red	When charging.


3 PLAY



Open the Bluetooth settings panel on your device (see your device's instructions for details).
Select **Vers Q** from the list and your device will automatically establish a connection.

 Your Q will "Tweet" to tell you a connection has been made, and will play music automatically.

Q can connect with any Bluetooth device as well as any device with a headphone jack via the 3.5 mm cable.

 **Power/Link Button Functions**

Blinking white	Bluetooth connection established. Sound: Tweet
Steady white	Power on, full charge archived. Sound: One bell
Blinking white–red	Power on, no Bluetooth connection. Sound: One bell
Blinking red	Power on, low battery Sound: two bells
Steady red	When charging.

AUDIO OPTIONS

Aux in

Connect any device directly to Q with the 3.5 mm cable.

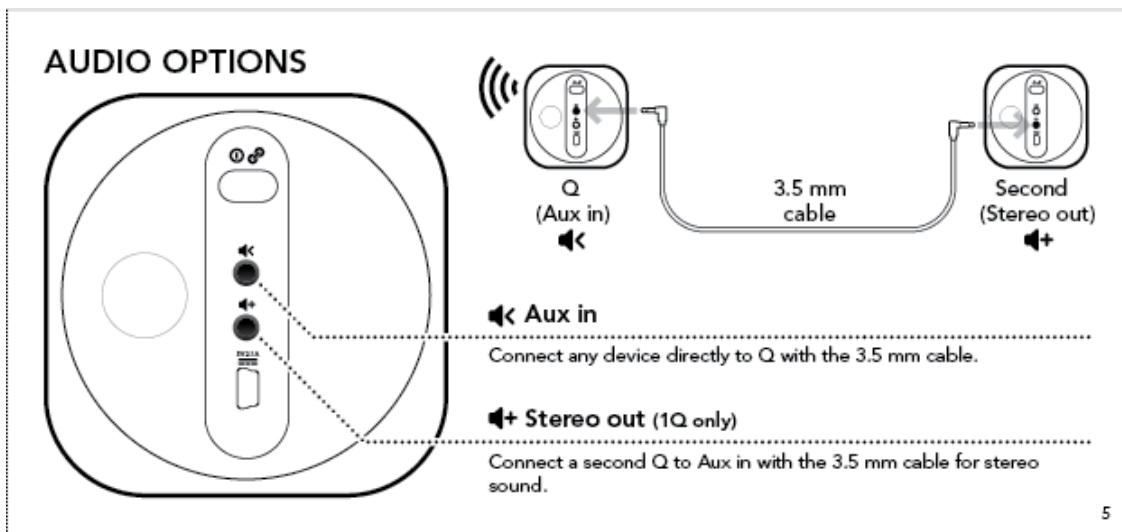
Stereo out (1Q only)

Connect a second Q to Aux in with the 3.5 mm cable for stereo sound.

Q
(Aux in)

3.5 mm
cable

Second
(Stereo out)



SPECIFICATIONS

Battery life	1Q ~10 hours, 2Q ~8 hours, depending on use
Bluetooth	v2.1 EDR
Power	1Q 6.5 W, 2Q 10 W
Speaker	1 - 2" full range driver (mono) > 2" full range driver
Frequency	(-3dB): 80Hz – 20 kHz
AC adaptor input.....	100–240V @ 50–60 Hz, 500m A
AC adaptor output.....	5V @ 2100 mA through 1 USB port > 5V @ 2100 mA
Range	~30 feet

CAUTION

WARNING

Please read these safety warnings and cautions carefully to ensure your personal safety and prevent property damage.

Fire and Electric Shock Hazard

- Do not expose your Q Speaker to liquid, moisture, humidity, or rain.
- Do not use the Q Speaker near a bathtub, sink, sauna, pool, or steam room. Exposure of the Q Speaker to moisture could result in electric shock.
- Do not drop, disassemble, open, crush, bend, deform, puncture, shred, microwave, incinerate, paint, or insert foreign objects in to the Q Speaker. Such actions could result in electric shock.
- Clean the Q Speaker only with a dry cloth.
- Do not expose your Q Speaker to extremely high or low temperatures.
- Do not leave your Q Speaker in direct sunlight for extended periods of time. Do not leave your Q Speaker near open flames such as cooking burners, candles, or fireplaces.
- Do not block any ventilation openings.

Battery/Charger Hazard

- Do not dispose of your Q Speaker in a fire. The battery could explode causing injury or death.
- Only charge the battery in accordance with the user instructions supplied with the Q Speaker.

- Do not attempt to disassemble the Q Speaker charger or force open the built-in battery because this may result in electric shock.
- Do not charge the Q Speaker in damp areas or in extremely high or low temperatures because this could result in electric shock.
- Do not clean the Q Speaker when it is being charged. Always unplug the charger first before cleaning the Q Speaker.

Automobile Accident Hazard

- Do not leave or store the Q Speaker or any of its accessories near or over your automobile's air bag because serious injury may result when an air bag deploys.

Fall Hazard

- Do not place the Q Speaker on high surfaces such as shelves. During music playback the Q Speaker may move which could cause the Q Speaker to shift and fall off of the edge.

Page 8

CAUTION

- Do not use abrasive cleaners to clean your Q Speaker because this could cause scratches and damage.
- Do not bring your Q Speaker in to contact with any sharp objects because this could cause scratches and damage.
- Do not insert anything into your Q Speaker unless otherwise specified in the user instructions. This may damage the internal components.
- Do not attempt to repair, modify, or disassemble your Q Speaker yourself, it does not contain any user-serviceable components.
- Do not attempt to replace your Q Speaker battery, it is built-in and is not changeable.
- Use only the manufacturer supplied charger to charge your Q Speaker. Other chargers may look similar, but using them could result in electric shock and could damage the Q Speaker.
- Observe all signs and displays that require an electrical device or RF radio product to be switched off in designated areas.
- Turn off your Q Speaker prior to boarding an aircraft. Do not use the Q Speaker inside an aircraft unless allowed by your airline.
- Dispose of the Q Speaker and the Q Speaker's battery in accordance with local regulations. Do not dispose of the battery with regular household waste.

FCC INFORMATION

FCC STATEMENT

This equipment has been tested and found to comply with the limits for a Class B digital device, pursuant to Part 15 of the FCC Rules. These limits are designed to provide reasonable protection against harmful interference in a residential installation. This equipment generates uses and can radiate radio frequency energy and, if not installed and used in accordance with the instructions, may cause harmful interference to radio communications. However, there is no guarantee that interference will not occur in a

particular installation. If this equipment does cause harmful interference to radio or television reception, which can be determined by turning the equipment off and on, the user is encouraged to try to correct the interference by one of the following measures:

- Reorient or relocate the receiving antenna.
- Increase the separation between the equipment and receiver.
- Connect the equipment into an outlet on a circuit different from that to which the receiver is connected.
- Consult the dealer or an experienced radio/TV technician for help.

Page 9 **FCC NOTICE**

This device complies with Part 15 of the FCC Rules. Operation is subject to the following two conditions:

- (1) This device may not cause harmful interference, and
- (2) This device must accept any interference received, including interference that may cause undesired operation. NOTE: LEPID TECHNOLOGY CO., LIMITED IS NOT RESPONSIBLE FOR ANY CHANGES OR MODIFICATIONS NOT EXPRESSLY APPROVED BY THE PARTY RESPONSIBLE FOR COMPLIANCE. SUCH MODIFICATIONS COULD VOID THE USER'S AUTHORITY TO OPERATE THE EQUIPMENT.

WARRANTEE

Vers warrants this product to be free from defects in workmanship and materials, under normal use and conditions, for a period of one (1) year from the date of original purchase ("Warranty Period"). THE WARRANTY DESCRIBED IN THIS PARAGRAPH SHALL BE IN LIEU OF ANY OTHER WARRANTY, EXPRESS OR IMPLIED, INCLUDING BUT NOT LIMITED TO, ANY IMPLIED WARRANTY OF MERCHANTABILITY OR FITNESS FOR A PARTICULAR PURPOSE.

This Warranty does not apply to damage or defects caused by failure to follow the enclosed instructions, accident, abuse, misuse, misapplication, product modification, faulty ancillary equipment, improper voltage or current, lightning or other acts of God, commercial non-home use, normal wear and tear, shipping damage or loss, damage to digital media players, cracked or split cabinets based on temperature or humidity changes, products sold on an as-is or final sale basis, use of your Vers Inc. Product with any equipment for which they were not intended or damage caused by service performed by anyone other than Vers Inc.

Vers Inc. will, at its option, repair or replace any product covered by this warranty that proves to be defective in workmanship or materials. If your product is no longer being manufactured or is out of stock, at its option, Vers Inc. may replace your product with a similar or better product. Vers Inc.'s liability is limited to the repair or replacement, at our option, of any defective product under warranty and shall not include any incidental or consequential damages. This warranty is valid only in the United States of America, is not transferable and does not extend to users other than the original purchaser.

Return Policy / Warranty Service

Proof of Purchase as evidence the unit was purchased from an authorized dealer within the Warranty Period is required for warranty service. If service is required, do not return the product without first contacting your dealer or Vers Inc. To get this product repaired or replaced, you must contact Vers Inc. during the Warranty Period by email (info@versaudio.com) or by mail via the address below. You must include your email address, name, address, telephone number, date and place of purchase, alternative contact and a detailed description of the problem you are experiencing. If the problem appears to be based on a defect in workmanship or materials, Vers Inc. will provide a Return Authorization number and instructions for return shipment. Return shipments are at the customer's expense, and the return MUST be accompanied by the original proof of purchase. Vers Inc. is not responsible for lost or damaged product during shipment. Any product returned without the original proof of purchase will be returned at the customer's expense.

To avoid any charges, all returns and exchanges must include the original packing materials, product box, all included accessories which may include, without limitation, power adapter or power cord, connecting cables, remote control, adapters, inserts cards and instruction manuals. Any replacement units or parts may be new or rebuilt. Vers Inc. will not be liable for inconvenience, loss of time, loss of use of the product, lost profits or exemplary or consequential damages caused by or relating to this product.

This warranty gives you specific legal rights. You may also have other rights that vary from state to state. Some states do not allow the exclusion or limitations of incidental or consequential damages or limitations on how long an implied warranty lasts, so the above may not apply to you.

Purchase or use of the Vers Inc. product constitutes your acknowledgement of, and agreement to completely abide by, the forgoing warranty and disclaimers.

Manufactured and serviced by
Vers, Inc. P.O. Box 5265
Wayland, MA 01778
info@versaudio.com