

FCC PART 15 SUBPART C TEST REPORT

for

IP Set top box

Model No.: ONAIR+ SBB

FCC ID: Q7A66000W00

of

Applicant: VDA MULTIMEDIA SPA

Address: Viale Lino Zanussi, 3, 33170 Pordenone (PN) - Italy

Tested and Prepared

by

Worldwide Testing Services (Taiwan) Co., Ltd.

FCC Registration No.: 930600

Industry Canada filed test laboratory Reg. No. IC 5679A-1

A2LA Accredited No.: 2732.01



Report No.: W6M21307-13349-C-1

6F, NO. 58, LANE 188, RUEY-KUANG RD., NEIHU TAIPEI 114, TAIWAN, R.O.C.
TEL: 886-2-66068877 FAX: 886-2-66068879 E-mail: wts@wts-lab.com




TABLE OF CONTENTS

1	GENERAL INFORMATION	2
1.1	NOTES.....	2
1.2	TESTING LABORATORY	3
1.2.1	Location	3
1.2.2	Details of accreditation status	3
1.3	DETAILS OF APPROVAL HOLDER.....	3
1.4	APPLICATION DETAILS	4
1.5	GENERAL INFORMATION OF TEST ITEM	4
1.6	TEST STANDARDS.....	6
2	TECHNICAL TEST	7
2.1	SUMMARY OF TEST RESULTS	7
2.2	TEST ENVIRONMENT	7
2.3	TEST EQUIPMENT LIST.....	8
2.4	GENERAL TEST PROCEDURE	10
3	TEST RESULTS (ENCLOSURE)	12
3.1	PEAK OUTPUT POWER (TRANSMITTER)	13
3.2	EQUIVALENT ISOTROPIC RADIATED POWER.....	28
3.3	RF EXPOSURE COMPLIANCE REQUIREMENTS	28
3.4	TRANSMITTER RADIATED EMISSIONS IN RESTRICTED BANDS.....	29
3.5	SPURIOUS EMISSIONS (TX)	30
3.6	RADIATED EMISSION ON THE BAND EDGE	46
3.7	MINIMUM 6 dB BANDWIDTH	56
3.8	PEAK POWER SPECTRAL DENSITY	71
3.9	RADIATED EMISSION FROM DIGITAL PART	86
3.10	POWER LINE CONDUCTED EMISSION	87
	APPENDIX	89



Worldwide Testing Services(Taiwan) Co., Ltd.

Registration number: W6M21307-13349-FCC

FCC ID: Q7A66000W00

1 General Information

1.1 Notes

The purpose of conformity testing is to increase the probability of adherence to the essential requirements or conformity specifications, as appropriate.

The complexity of the technical specifications, however, means that full and thorough testing is impractical for both technical and economic reasons.

Furthermore, there is no guarantee that a test sample which has passed all the relevant tests conforms to a specification.

Neither is there any guarantee that such a test sample will interwork with other genuinely open systems. The existence of the tests nevertheless provides the confidence that the test sample possesses the qualities as maintained and that its performance generally conforms to representative cases of communications equipment.

The test results of this test report relate exclusively to the item tested as specified in 1.5.

The test report may only be reproduced or published in full.

Reproduction or publication of extracts from the report requires the prior written approval of the Worldwide Testing Services(Taiwan) Co., Ltd.

Specific Conditions:

Usage of the hereunder tested device in combination with other integrated or external antennas requires at least additional output power measurements, spurious emission measurements, conducted emission measurements (AC supply lines) and radio frequency exposure evaluations for each individual configuration performed, for certification by FCC.

The test sample is able to work according to IEEE 802.11 b/g/n and Zigbee.

This report is related to FCC Part 15 C (DSSS, OFDM and OQPSK device).

Tester:

July 26, 2013

Rick Chen

Rick Chen.

Date

WTS-Lab.

Name

Signature

Technical responsibility for area of testing:

July 26, 2013

Kevin Wang

Kevin Wang

Date

WTS

Name

Signature



Worldwide Testing Services(Taiwan) Co., Ltd.

Registration number: W6M21307-13349-FCC

FCC ID: Q7A66000W00

1.2 Testing laboratory

1.2.1 Location

OATS

No.5-1, Lishui, Shuang Sing Village,

Wanli Dist., New Taipei City 207,

Taiwan (R.O.C.)

3 meter semi-anechoic chamber

No.35, Aly. 21, Ln. 228, Ankang Rd., Neihu Dist., Taipei City 114, Taiwan (R.O.C.)

TEL:886-2-6613-0228

FAX:886-2-2791-5046

Company

Worldwide Testing Services(Taiwan) Co., Ltd.

6F, NO. 58, LANE 188, RUEY-KUANG RD.

NEIHU, TAIPEI 114, TAIWAN R.O.C.

Tel : 886-2-66068877

Fax : 886-2-66068879

1.2.2 Details of accreditation status

Accredited testing laboratory

A2LA accredited number: 2732.01

FCC filed test laboratory Reg. No. 930600

Industry Canada filed test laboratory Reg. No. IC 5679A-1



Test location, where different from Worldwide Testing Services (Taiwan) Co., Ltd. :

Name: ./.

Accredited number: ./.

Street: ./.

Town: ./.

Country: ./.

Telephone: ./.

Fax: ./.

1.3 Details of approval holder

Name: VDA MULTIMEDIA SPA

Street: Viale Lino Zanussi, 3, 33170

Town: Pordenone (PN)

Country: Italy

Telephone: +39 (0434) 516111

Fax: +39 (0434) 516200



Registration number: W6M21307-13349-FCC
FCC ID: Q7A66000W00

1.4 Application details

Date of receipt of test item: July 16, 2013
Date of test: from July 16, 2013 to July 26, 2013

1.5 General information of Test item

Type of test item: IP Set top box
Model Number: ONAIR+ SBB
Brand Name: VDA
Multi-listing model number: ONAIR SBB
Photos: see Appendix

Technical data

Frequency band: 2.4 GHz – 2.4835 GHz

802.11b, g, n 20MHz

Frequency (ch 1 or A): 2.412 GHz
Frequency (ch 6 or B): 2.437 GHz
Frequency (ch 11 or C): 2.462 GHz

802.11n 40MHz

Frequency (ch 1 or A): 2.422 GHz
Frequency (ch 4 or B): 2.437 GHz
Frequency (ch 7 or C): 2.452 GHz

Zigbee:

Frequency (ch 15 or A): 2.425 GHz
Frequency (ch 20 or B): 2.450 GHz
Frequency (ch 25 or C): 2.475 GHz

Number of Channels: 802.11b, g, n 20MHz: 11
802.11n 40MHz: 7
Zigbee: 11

Operation modes: duplex
Modulation Type: DSSS / OFDM / OQPSK
Fixed point-to-point operation: ☐ Yes / ☒ No
Type of Antenna: PIFA antenna
Antenna gain: ANT A: 2.21 dBi / ANT B: 1.55 dBi
Directional gain: 4.9 dBi

According to KDB 662911, Unequal antenna gains, with equal transmit powers. For antenna gains given by G_1, G_2, \dots, G_N dBi. If transmit signals are correlated, then Directional gain
 $= 10 \log[10^{G_1/20} + 10^{G_2/20} + \dots + 10^{G_N/20}]^2 / N$ dBi [Note the “20”s in the denominator of each exponent and the square of the sum of terms; the object is to combine the signal levels coherently.]



Worldwide Testing Services(Taiwan) Co., Ltd.

Registration number: W6M21307-13349-FCC

FCC ID: Q7A66000W00

Power supply: Adaptor: (I/P: 100-240V / 50-60Hz / 0.8A; O/P: 12V / 2A / 24W)

Emission designator: Mode A (802.11b): DSSS: 17M8G1D
Mode B (802.11g): OFDM: 19M4D1D
Mode C (802.11n 20MHz): OFDM: 19M0D1D
Mode D (802.11n 40MHz) : OFDM : 37M6D1D
Mode E (Zigbee) : 2M89G1D

Host device: none

Classification:

Fixed Device	<input checked="" type="checkbox"/>
Mobile Device (Human Body distance > 20cm)	<input type="checkbox"/>
Portable Device (Human Body distance < 20cm)	<input type="checkbox"/>
Modular Radio Device	<input type="checkbox"/>

Transmitter

ANT A

Mode A (DSSS)

Power (ch 1 or A): Conducted: 22.57 dBm
Power (ch 6 or B): Conducted: 19.66 dBm
Power (ch 11 or C): Conducted: 19.81 dBm

Mode B (OFDM)

Power (ch 1 or A): Conducted: 21.34 dBm
Power (ch 6 or B): Conducted: 18.60 dBm
Power (ch 11 or C): Conducted: 18.93 dBm

Mode C (OFDM)

Power (ch 1 or A): Conducted: 21.31 dBm
Power (ch 6 or B): Conducted: 16.26 dBm
Power (ch 11 or C): Conducted: 16.83 dBm

Mode D (OFDM)

Power (ch 1 or A): Conducted: 18.69 dBm
Power (ch 4 or B): Conducted: 18.21 dBm
Power (ch 7 or C): Conducted: 18.01 dBm

Unom



Worldwide Testing Services(Taiwan) Co., Ltd.

Registration number: W6M21307-13349-FCC
FCC ID: Q7A66000W00

ANT B

Mode A (DSSS)

Power (ch 1 or A): Conducted: 20.13 dBm
Power (ch 6 or B): Conducted: 19.39 dBm
Power (ch 11 or C): Conducted: 18.63 dBm

Mode B (OFDM)

Power (ch 1 or A): Conducted: 20.30 dBm
Power (ch 6 or B): Conducted: 17.79 dBm
Power (ch 11 or C): Conducted: 17.56 dBm

Mode C (OFDM)

Power (ch 1 or A): Conducted: 19.35 dBm
Power (ch 6 or B): Conducted: 19.54 dBm
Power (ch 11 or C): Conducted: 16.71 dBm

Mode D (OFDM)

Power (ch 1 or A): Conducted: 19.05 dBm
Power (ch 4 or B): Conducted: 18.86 dBm
Power (ch 7 or C): Conducted: 18.57 dBm

Mode E (OQPSK)

Power (ch 15 or A): Conducted: 2.44 dBm
Power (ch 20 or B): Conducted: 2.10 dBm
Power (ch 25 or C): Conducted: 2.07 dBm


Combine	mW			dBm		
	Ch Low	Ch Mid	Ch High	Ch Low	Ch Mid	Ch High
802.11n 20MHz	221.31	132.22	95.07	23.45	21.21	19.78
802.11n 40MHz	154.31	143.13	135.18	21.88	21.56	21.31

Manufacturer: (if applicable)

Name: ZINWELL CORPORATION
Street: 7F 512, Yuan Shan Road, Zhonghe Dist.,
Town: New Taipei City,
Country: Taiwan 235

1.6 Test standards

Technical standard : FCC RULES PART 15 SUBPART C § 15.247 (2011-10)



Registration number: W6M21307-13349-FCC
FCC ID: Q7A66000W00

2 Technical test

2.1 Summary of test results

No deviations from the technical specification(s) were ascertained in the course of the tests performed.



Or

The deviations as specified in 2.5 were ascertained in the course of the tests performed.



2 Test environment

Temperature: 23 °C

Relative humidity content: 20 ... 75 %

Air pressure: 86 ... 103 kPa

Power supply: Adaptor: (I/P: 100-240V / 50-60Hz / 0.8A; O/P: 12V / 2A / 24W)

Extreme conditions parameters: ./.



Worldwide Testing Services(Taiwan) Co., Ltd.

Registration number: W6M21307-13349-FCC

FCC ID: Q7A66000W00

3 Test Equipment List

No.	Test equipment	Type	Serial No.	Manufacturer	Cal. Date	Next Cal. Date
ETSTW-CE 001	EMI TEST RECEIVER	ESHS10	842121/013	R&S	2012/9/5	2013/9/4
ETSTW-CE 003	AC POWER SOURCE	APS-9102	D161137	GW	Function Test	
ETSTW-CE 004	ZWEILEITER-V- NETZNACHBILDUNG TWO-LINE V-NETWORK	ESH3-Z5	840731/011	R&S	2012/12/21	2013/12/20
ETSTW-CE 006	IMPULSBEGRENZER PULSE LIMITER	ESH3-Z2	100226	R&S	2013/3/4	2014/3/3
ETSTW-CE 007	SPECTRUM ANALYZER 5GHz	FSB	849670/001	R&S	Pre-test Use	
ETSTW-CE 008	HF-EICHLEITUNG RF STEP ATTENUATOR 139dB DPSP	334.6010.02	844581/024	R&S	Function Test	
ETSTW-CE 009	TEMP.&HUMIDITY CHAMBER	GTH-225-40-1P-U	MAA0305-009	GIANT FORCE	2013/7/10	2014/7/9
ETSTW-RE 004	EMI TEST RECEIVER	ESI 40	832427/004	R&S	2012/9/5	2013/9/4
ETSTW-RE 005	EMI TEST RECEIVER	ESVS10	843207/020	R&S	2012/9/5	2013/9/4
ETSTW-RE 012	TUNABLE BANDREJECT FILTER	D.C 0309	146	K&L	Function Test	
ETSTW-RE 013	TUNABLE BANDREJECT FILTER	D.C 0336	397	K&L	Function Test	
ETSTW-RE 018	MICROWAVE HORN ANTENNA	AT4560	27212	AR	2012/10/12	2013/10/11
ETSTW-RE 027	Passive Loop Antenna	6512	00034563	ETS-Lindgren	2013/7/3	2014/7/2
ETSTW-RE 030	Double-Ridged Guide Horn Antenna	3117	00035224	EMCO	2013/3/4	2014/3/3
ETSTW-RE 045	ESA-E SERIES SPECTRUM ANALYZER	E4404B	MY45111242	Agilent	Pre-test Use	
ETSTW-RE 049	TRILOG Super Broadband test Antenna	VULB 9160	9160-3185	Schwarzbeck	2013/3/21	2014/3/20
ETSTW-RE 050	Attenuator 10dB	50HF-010-1	None	JFW	2013/3/4	2014/3/3
ETSTW-RE 051	Attenuator 6dB	50HF-006-1	None	JFW	2013/3/4	2014/3/3
ETSTW-RE 053	Attenuator 3dB	50HF-003-1	None	JFW	2013/3/4	2014/3/3
ETSTW-RE 055	SPECTRUM ANALYZER	FSU 26	200074	R&S	2013/5/31	2014/5/30
ETSTW-RE 060	Attenuator 30dB	5015-30	F651012z-01	ATM	2013/3/4	2014/3/3
ETSTW-RE 062	Amplifier Module	CHC 2	None	KMIC	2012/11/28	2013/11/27
ETSTW-RE 064	Bluetooth Test Set	MT8852B-042	6K00005709	Anritsu	Function Test	
ETSTW-RE 069	Double-Ridged Guide Horn Antenna	3117	00069377	EMCO	Function Test	
ETSTW-RE 072	CELL SITE TEST SET	8921A	3339A00375	HP	2012/10/5	2013/10/4
ETSTW-RE 088	SOLID STATE AMPLIFIER	KMA180265A01	99057	KMIC	2012/10/12	2013/10/11
ETSTW-RE 099	DC Block	50DB-007-1	None	JFW	2013/3/4	2014/3/3
ETSTW-RE 106	Humidity Temperature Meter	TES-1366	091011113	TES	2012/12/4	2013/12/3
ETSTW-RE 111	TRILOG Super Broadband test Antenna	VULB 9160	9160-3309	Schwarz beck	2012/12/13	2013/12/12
ETSTW-RE 112	AC POWER SOURCE	TFC-1005	None	T-Power	Function test	
ETSTW-RE 115	2.4GHz Notch Filter	N0124411	473874	MICROWAVE CIRCUITS	2013/1/11	2014/1/10
ETSTW-RE 120	RF Player	MP9200	MP9210-111022	ADIVIC	Function test	



Worldwide Testing Services(Taiwan) Co., Ltd.

Registration number: W6M21307-13349-FCC

FCC ID: Q7A66000W00

ETSTW-RE 122	SIGNAL GENERATOR	SMF100A	102149	R&S	2013/6/28	2014/6/27
ETSTW-RE 125	5GHz Notch filter	5NSL11-5200/E221.3-O/O	1	K&L Microwave	2012/8/18	2013/8/17
ETSTW-RE 126	5GHz Notch filter	5NSL11-5800/E221.3-O/O	1	K&L Microwave	2012/8/18	2013/8/17
ETSTW-RE 127	RF Switch Box	RFS-01	None	WTS	2013/3/4	2014/3/3
ETSTW-GSM 002	Universal Radio Communication Tester	CMU 200	109439	R&S	2012/10/5	2013/10/4
ETSTW-GSM 019	Band Reject Filter	WRCTF824/849-822/851-40 /12+9SS	3	WI	2013/1/11	2014/1/10
ETSTW-GSM 020	Band Reject Filter	WRCD1747/1748-1743/1752-32/5SS	1	WI	2013/1/11	2014/1/10
ETSTW-GSM 021	Band Reject Filter	WRCD1879.5/1880.5-1875.5/1884.5-32/5SS	3	WI	2013/1/11	2014/1/10
ETSTW-GSM 022	Band Reject Filter	WRCT901.9/903.1-904.25-50/8SS	1	WI	2013/1/11	2014/1/10
ETSTW-GSM 023	Power Divider	4901.19.A	None	SUHNER	2012/9/18	2013/9/17
ETSTW-Cable 010	BNC Cable	5 M BNC Cable	None	JYE BAO CO.,LTD.	2013/3/4	2014/3/3
ETSTW-Cable 011	BNC Cable	BNC Cable 1	None	JYE BAO CO.,LTD.	Pre-test Use NCR	
ETSTW-Cable 012	N TYPE To SMA Cable	Cable 012	None	JYE BAO CO.,LTD.	2013/3/4	2014/3/3
ETSTW-Cable 016	BNC Cable	Switch Box	B Cable 1	Schwarz beck	2013/3/4	2014/3/3
ETSTW-Cable 017	BNC Cable	X Cable	B Cable 2	Schwarz beck	2013/3/4	2014/3/3
ETSTW-Cable 018	BNC Cable	Y Cable	B Cable 3	Schwarz beck	2013/3/4	2014/3/3
ETSTW-Cable 019	BNC Cable	Z Cable	B Cable 4	Schwarz beck	2013/3/4	2014/3/3
ETSTW-Cable 022	N TYPE Cable	5006	0002	JYE BAO CO.,LTD.	2013/3/26	2014/3/25
ETSTW-Cable 026	Microwave Cable	SUCOFLEX 104	279075	HUBER+SUHNER	2013/3/4	2014/3/3
ETSTW-Cable 027	Microwave Cable	SUCOFLEX 104	279083	HUBER+SUHNER	2013/3/4	2014/3/3
ETSTW-Cable 028	Microwave Cable	FA147A0015M2020	30064-2	UTIFLEX	2012/10/12	2013/10/11
ETSTW-Cable 029	Microwave Cable	FA147A0015M2020	30064-3	UTIFLEX	2012/10/12	2013/10/11
ETSTW-Cable 030	Microwave Cable	SUCOFLEX 104 (S_Cable 9)	279067	HUBER+SUHNER	2013/3/4	2014/3/3
ETSTW-Cable 031	Microwave Cable	SUCOFLEX 104 (S_Cable 10)	238092	HUBER+SUHNER	2012/11/28	2013/11/27
ETSTW-Cable 043	Microwave Cable	SUCOFLEX 104	317576	HUBER+SUHNER	2012/11/28	2013/11/27
ETSTW-Cable 047	Microwave Cable	SUCOFLEX 104	325518	HUBER+SUHNER	2012/11/28	2013/11/27
ETSTW-Cable 053	N TYPE To SMA Cable	RG142	None	JYE BAO CO.,LTD.	2013/3/26	2014/3/25
ETSTW-Cable 058	Microwave Cable	SUCOFLEX 104	none	HUBER+SUHNER	2013/6/20	2014/6/19
WTSTW-SW 002	EMI TEST SOFTWARE	EZ EMC	None	Farad	Version ETS-03A1	



4 General Test Procedure

POWER LINE CONDUCTED INTERFERENCE: The procedure used was ANSI STANDARD C63.4-2009 5.2 using a 50 μ H LISN (if necessary). Both lines were observed. The bandwidth of the spectrum analyzer was 10 kHz with an appropriate sweep speed.

RADIATION INTERFERENCE: The test procedure used was according to ANSI STANDARD C63.4-2009 6.4 employing a spectrum analyzer. For investigated frequency is equal to or below 1GHz, the RBW and VBW of the spectrum analyzer was 100 kHz and 100kHz respectively with an appropriate sweep speed. For investigated frequency is above 1GHz, both of RBW and VBW of the spectrum analyzer were 1 MHz with an appropriate sweep speed. The analyzer was calibrated in dB above a microvolt at the output of the antenna.

FORMULA OF CONVERSION FACTORS: The Field Strength at 3m was established by adding the meter reading of the spectrum analyzer (which is set to read in units of dB μ V) to the antenna correction factor supplied by the antenna manufacturer. The antenna correction factors are stated in terms of dB.

Example:

Freq (MHz)	METER READING + ACF + CABLE LOSS (to the receiver) = FS
33	20 dB μ V + 10.36 dB + 6 dB = 36.36 dB μ V/m @3m


The EUT was placed on a table 80 cm high and with dimensions of 1m by 1.5m (non metallic table) and arranged according to ANSI C63.4-2009 6.3.1. The table used for radiated measurements is capable of continuous rotation. The spectrum was scanned from 30 MHz to the frequency specified as follows:

- (1) If the intentional radiator operates below 10 GHz: to the tenth harmonic of the highest fundamental frequency or to 40 GHz, whichever is lower.
- (2) If the intentional radiator operates at or above 10 GHz and below 30 GHz: to the fifth harmonic of the highest fundamental frequency or to 100 GHz, whichever is lower.
- (3) If the intentional radiator operates at or above 30 GHz: to the fifth harmonic of the highest fundamental frequency or to 200 GHz, whichever is lower, unless specified otherwise elsewhere in the rules.
- (4) If the intentional radiator contains a digital device, regardless of whether this digital device controls the functions of the intentional radiator or the digital device is used for additional control or function purposes other than to enable the operation of the intentional radiator, the frequency range shall be investigated up to the range specified in paragraphs (a)(1)-(a)(3) of this section or the range applicable to the digital device, as shown in paragraph (b)(1) of this Section, whichever is the higher frequency range of investigation.

For hand-held devices, a exploratory test was performed with three (3) orthogonal planes to determine the highest emissions.

Measurements were made by Worldwide Testing Services(Taiwan) Co., Ltd. At the registered open field test site located at No.5-1, Lishui, Shuang Sing Village, Wanli Dist., New Taipei City 207, Taiwan (R.O.C.). The Registration Number: 930600.

When an emission was found, the table was rotated to produce the maximum signal strength. At this point, the antenna was raised and lowered from 1m to 4m. The antenna was placed in both the horizontal and vertical planes.



Registration number: W6M21307-13349-FCC
FCC ID: Q7A66000W00

When the radiated emission limits are expressed in terms of the average value of the emission, and pulsed operation is employed, the measurement field strength shall be determined by averaging over one complete pulse train, including blanking intervals, as long as the pulse train does not exceed 0.1 seconds. As an alternative (provided the transmitter operates for longer than 0.1 seconds) or in cases where the pulse train exceeds 0.1 seconds, the measured field strength shall be determined from the average absolute voltage during a 0.1 second interval during which the field strength is at its maximum value.

The formula is as follows:

Average = Peak + Duty Factor

Duty Factor = $20 \log (\text{dwell time}/T)$

T = 100ms when the pulse train period is over 100 ms or the period of the pulse train.

Modified Limits for peak according to 15.35 (b) = Max Permitted average Limits + 20dB

ANSI STANDARD C63.4-2009 10.2.7: Any measurements that utilize special test software shall be indicated and referenced in the test report. During testing, test software 'EZ EMC' was used for setting up different operation modes.

Registration number: W6M21307-13349-FCC

FCC ID: Q7A66000W00

5 Test results (enclosure)

TEST CASE	Para. Number	Required	Test passed	Test failed
Peak Output Power	15.247(b)(3)	<input checked="" type="checkbox"/>	<input checked="" type="checkbox"/>	<input type="checkbox"/>
Equivalent isotropically radiated Power	15.247(b)(3)	<input checked="" type="checkbox"/>	<input checked="" type="checkbox"/>	<input type="checkbox"/>
Spurious Emissions radiated – Transmitter operating	15.247©: 15.209	<input checked="" type="checkbox"/>	<input checked="" type="checkbox"/>	<input type="checkbox"/>
Band Edge Measurement	15.247©	<input checked="" type="checkbox"/>	<input checked="" type="checkbox"/>	<input type="checkbox"/>
Minimum 6 dB Bandwidth	15.247(a)(2)	<input checked="" type="checkbox"/>	<input checked="" type="checkbox"/>	<input type="checkbox"/>
Peak Power Spectral Density	15.247(d)	<input checked="" type="checkbox"/>	<input checked="" type="checkbox"/>	<input type="checkbox"/>
Radiated Emission from Digital Part	15.109	<input type="checkbox"/>	<input type="checkbox"/>	<input type="checkbox"/>
Power Line Conducted Emission	15.207	<input checked="" type="checkbox"/>	<input checked="" type="checkbox"/>	<input type="checkbox"/>

Note:

1. This EUT incorporates a MIMO function with IEEE 802.11b, 802.11g, and 802.11n. Physically, this EUT includes two transmitters and two receivers with two incoherent streams. This device uses multiplexing and also employ cyclic delay diversity to improve range and throughput, and this device simultaneously operates on two adjacent channels.
2. This EUT is 2*2 spatial MIMO (2Tx&2Rx) without beam forming function. That operates dual chain configuration. The Pre-test was performed to determine the worst case mode from all possible combinations between all available modulations, data rates, bandwidths, and spatial stream modes.
3. The detail of chosen mode for full testing are as below:

Mode	Available channel	Chosen Channel	Modulation Technology	Modulation Type	Data Rate (Mbps)
802.11b	1 to 11	1,6,11	DSSS	DBPSK, DQPSK, CCK	1
802.11g	1 to 11	1,6,11	OFDM	BPSK, QPSK, 16QAM, 64QAM	6
802.11n (20MHz)	1 to 11	1,6,11	OFDM	BPSK, QPSK, 16QAM, 64QAM	6.5
802.11n (40MHz)	1 to 7	1,4,7	OFDM	BPSK, QPSK, 16QAM, 64QAM	13.5



Registration number: W6M21307-13349-FCC

FCC ID: Q7A66000W00

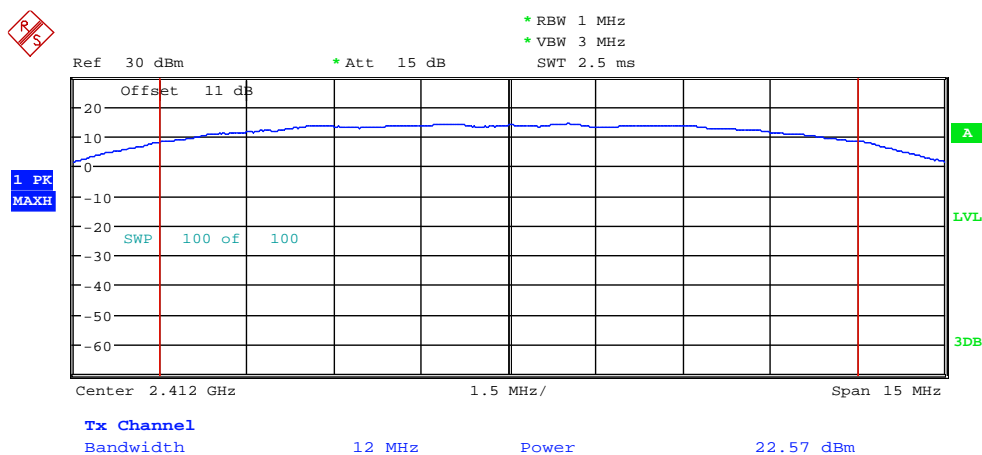
3.1 Peak Output Power (transmitter)

FCC Rule: 15.247(b)(3)

This measurement applies to equipment with an integral antenna and to equipment with an antenna connector and equipped with an antenna as declared by the applicant.


The power was measured with modulation (declared by the applicant).

ANT A
WLAN



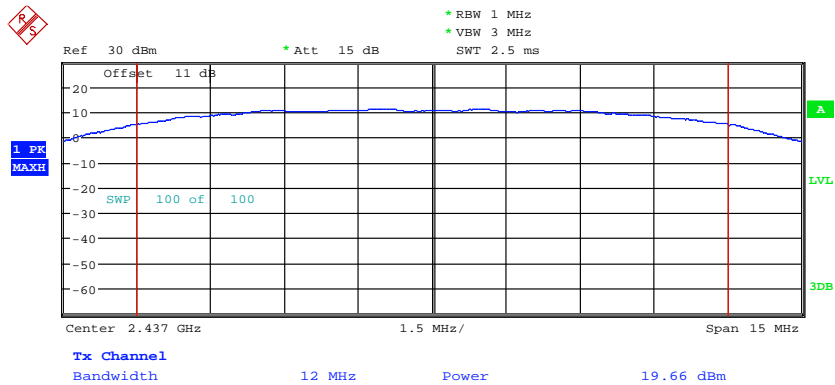
MAX OUTPUT POWER 802.11B CH01

Date: 7.JUL.2013 06:50:02



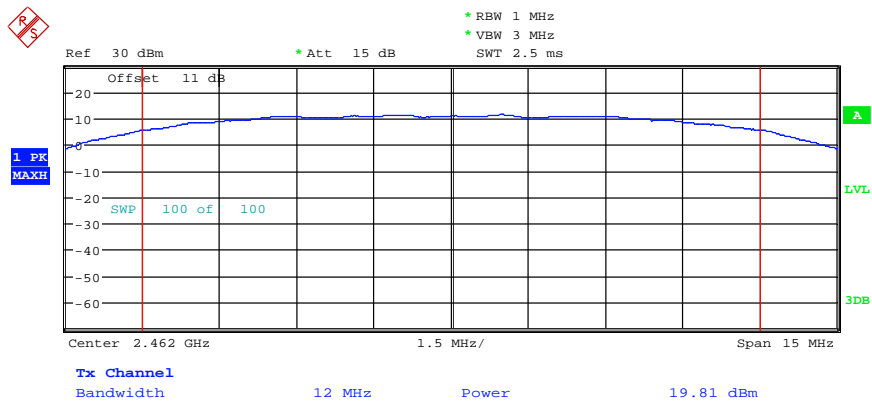
Worldwide Testing Services(Taiwan) Co., Ltd.

Registration number: W6M21307-13349-FCC
FCC ID: Q7A66000W00




MAX OUTPUT POWER 802.11B CH06

Date: 7.JUL.2013 06:59:28



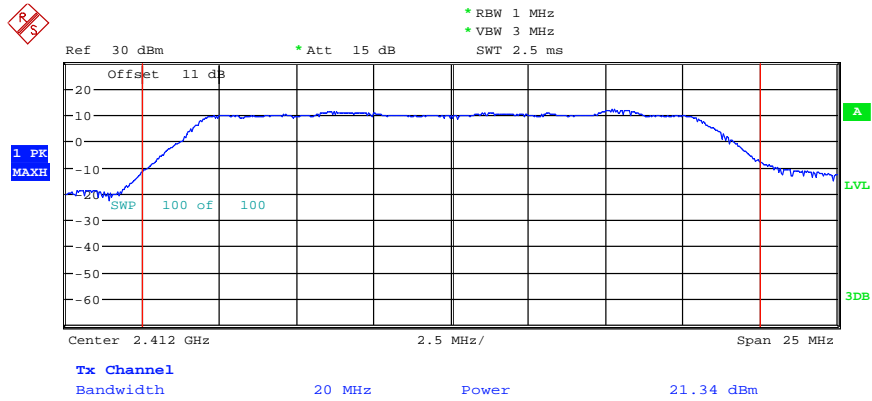
MAX OUTPUT POWER 802.11B CH11

Date: 7.JUL.2013 07:00:21

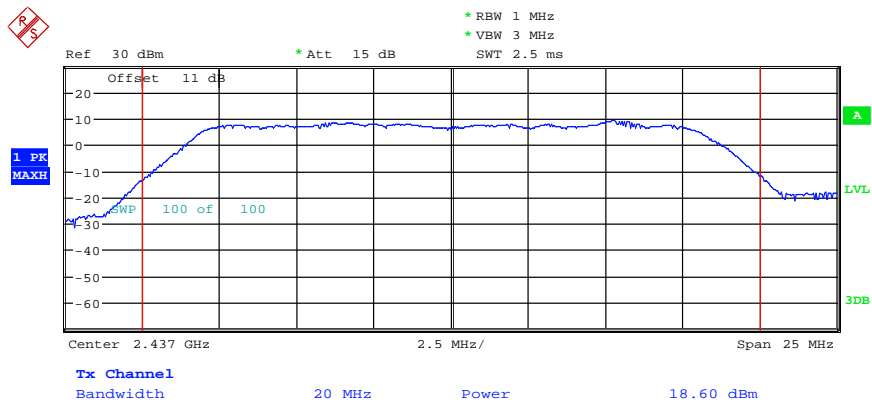


Worldwide Testing Services(Taiwan) Co., Ltd.

Registration number: W6M21307-13349-FCC
FCC ID: Q7A66000W00



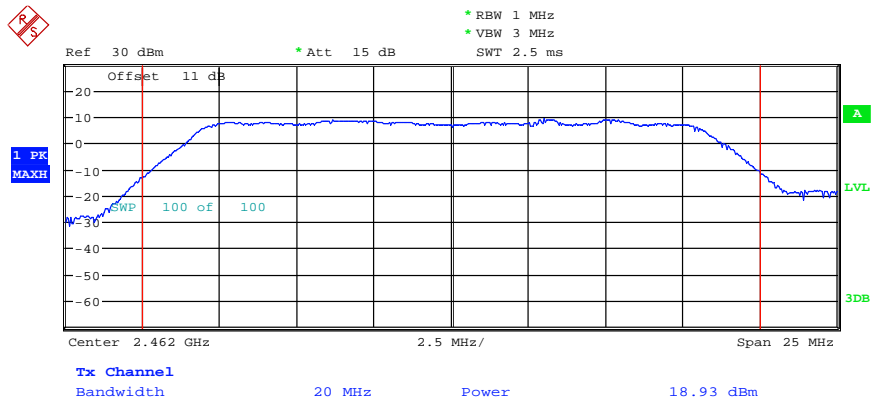
MAX OUTPUT POWER 802.11G CH01
Date: 7.JUL.2013 07:01:11



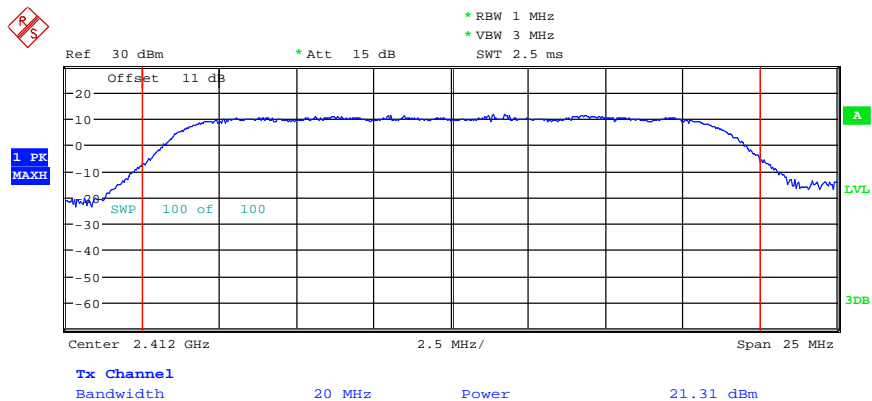
MAX OUTPUT POWER 802.11G CH06
Date: 7.JUL.2013 07:01:57




Registration number: W6M21307-13349-FCC
FCC ID: Q7A66000W00



MAX OUTPUT POWER 802.11G CH11
Date: 7.JUL.2013 07:07:37

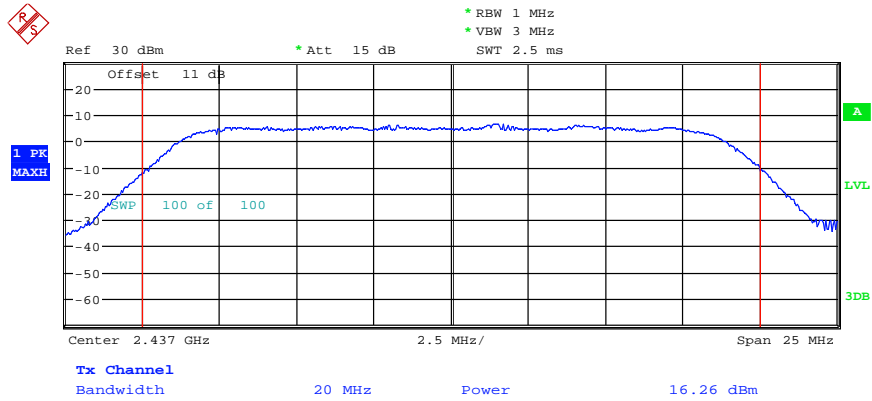


MAX OUTPUT POWER 802.11N 20MHZ CH01
Date: 7.JUL.2013 07:08:26



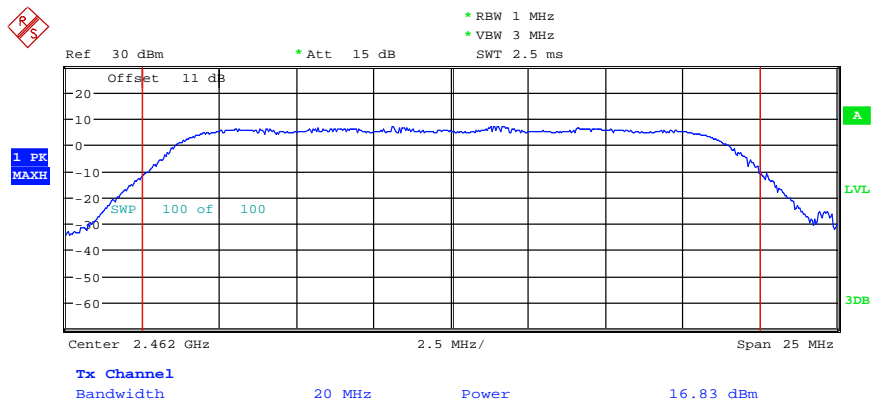
Worldwide Testing Services(Taiwan) Co., Ltd.

Registration number: W6M21307-13349-FCC
FCC ID: Q7A66000W00




MAX OUTPUT POWER 802.11N 20MHZ CH06

Date: 7.JUL.2013 07:09:59



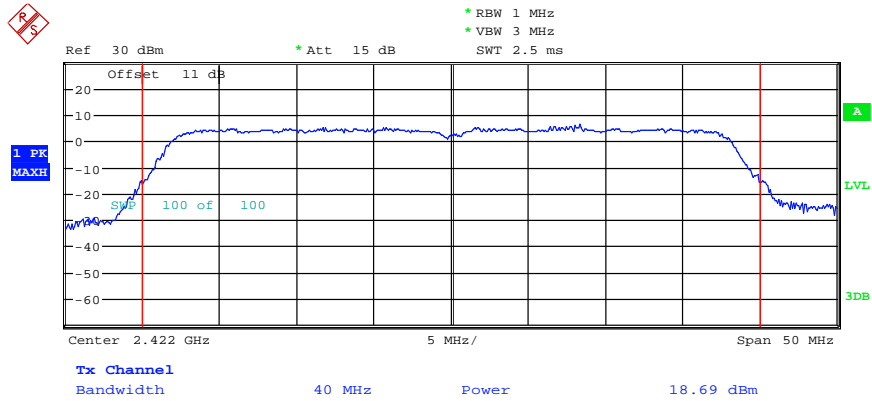
MAX OUTPUT POWER 802.11N 20MHZ CH11

Date: 7.JUL.2013 07:15:10



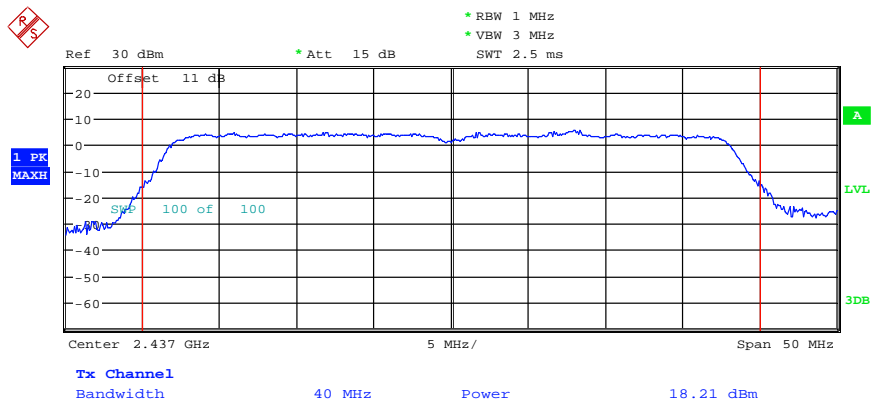
Worldwide Testing Services(Taiwan) Co., Ltd.

Registration number: W6M21307-13349-FCC
FCC ID: Q7A66000W00




MAX OUTPUT POWER 802.11N 40MHZ CH01

Date: 7.JUL.2013 07:17:47

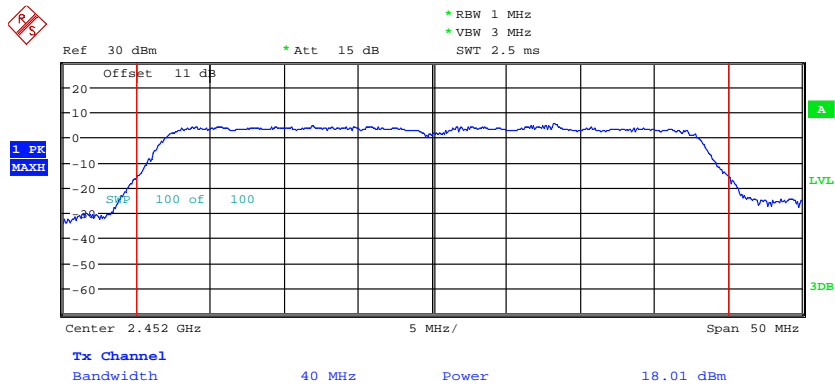


MAX OUTPUT POWER 802.11N 40MHZ CH04

Date: 7.JUL.2013 07:23:17



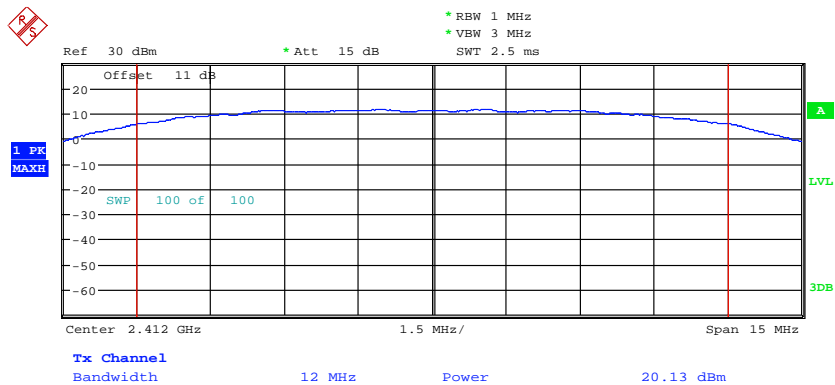
Registration number: W6M21307-13349-FCC
FCC ID: Q7A66000W00



MAX OUTPUT POWER 802.11N 40MHZ CH07

Date: 7.JUL.2013 07:24:39

ANT B
WLAN



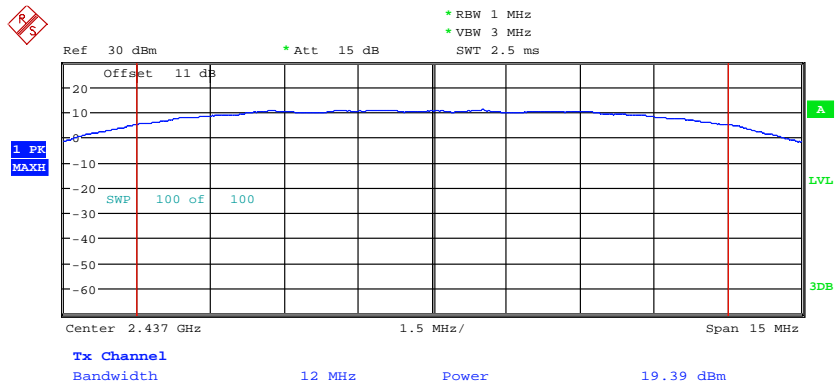
MAX OUTPUT POWER 802.11B CH01

Date: 7.JUL.2013 07:30:51



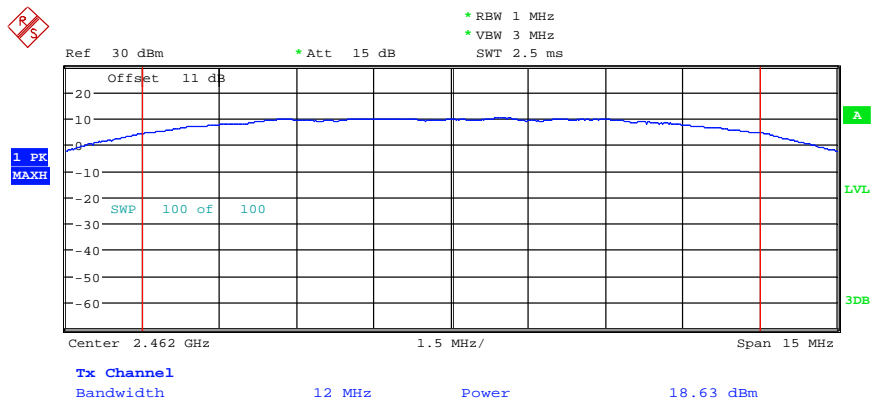
Worldwide Testing Services(Taiwan) Co., Ltd.

Registration number: W6M21307-13349-FCC
FCC ID: Q7A66000W00




MAX OUTPUT POWER 802.11B CH06

Date: 7.JUL.2013 07:31:35



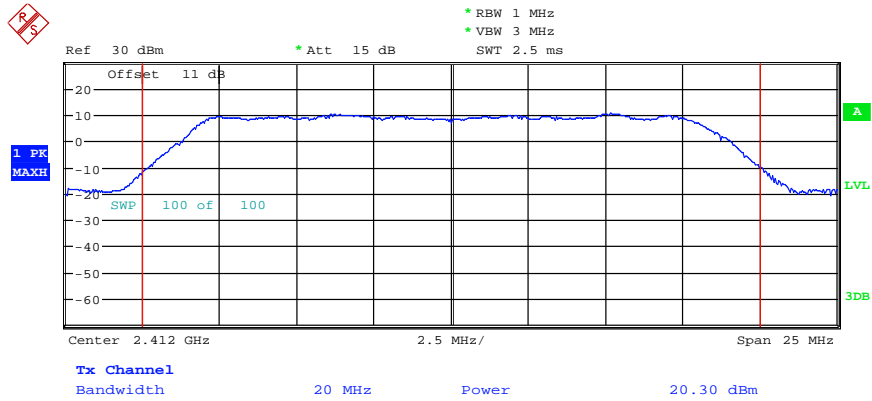
MAX OUTPUT POWER 802.11B CH11

Date: 7.JUL.2013 07:35:56

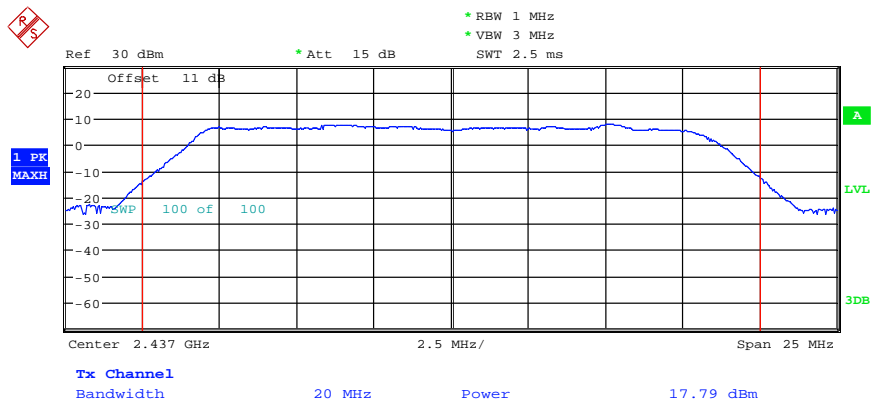


Worldwide Testing Services(Taiwan) Co., Ltd.


Registration number: W6M21307-13349-FCC
FCC ID: Q7A66000W00



MAX OUTPUT POWER 802.11G CH01
Date: 7.JUL.2013 07:37:01

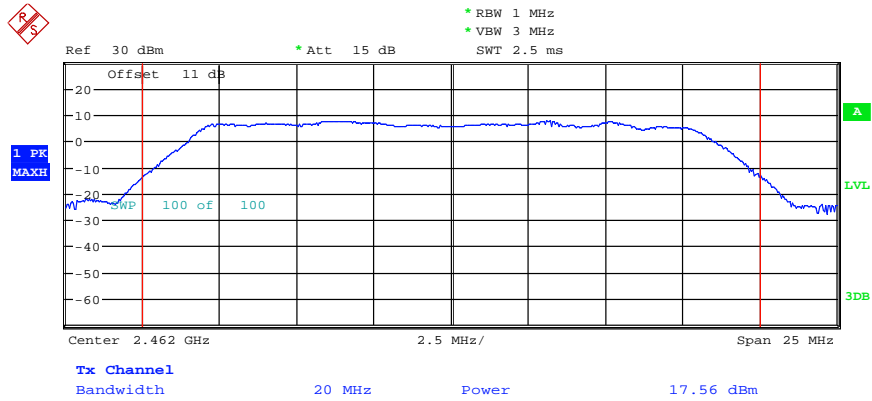


MAX OUTPUT POWER 802.11G CH06
Date: 7.JUL.2013 07:37:51

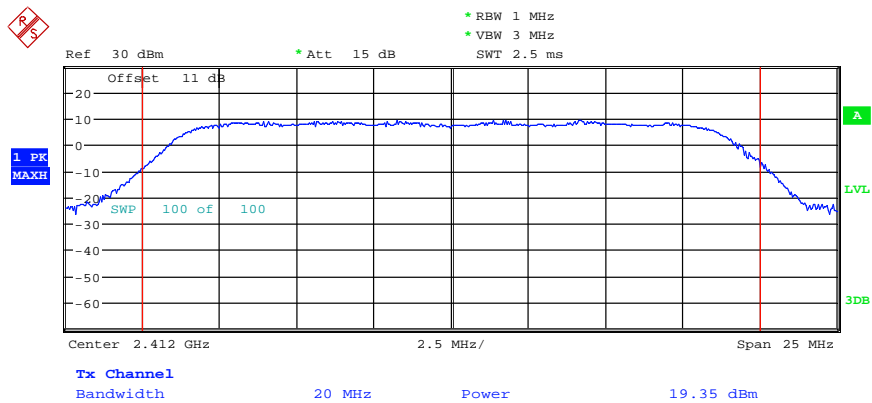


Worldwide Testing Services(Taiwan) Co., Ltd.


Registration number: W6M21307-13349-FCC
FCC ID: Q7A66000W00



MAX OUTPUT POWER 802.11G CH11
Date: 7.JUL.2013 07:38:25

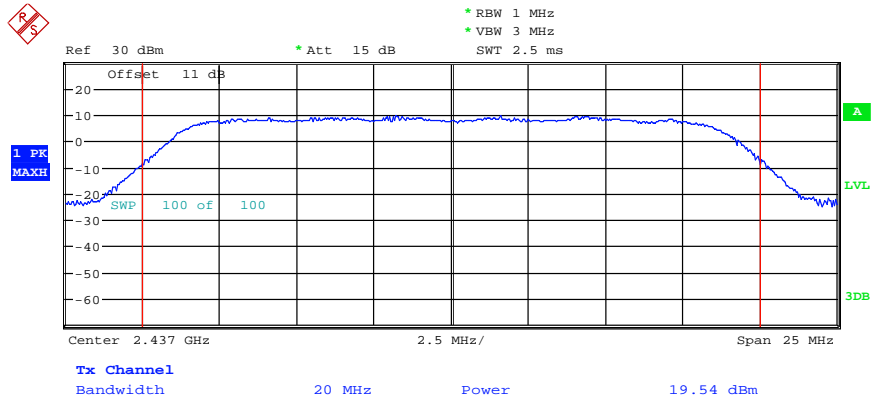


MAX OUTPUT POWER 802.11N 20MHZ CH01
Date: 7.JUL.2013 07:39:15

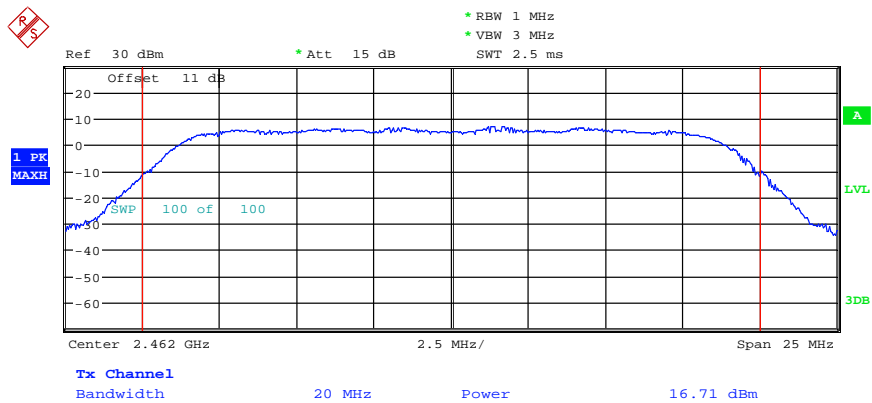


Worldwide Testing Services(Taiwan) Co., Ltd.

Registration number: W6M21307-13349-FCC
FCC ID: Q7A66000W00



MAX OUTPUT POWER 802.11N 20MHZ CH06
Date: 7.JUL.2013 08:01:57

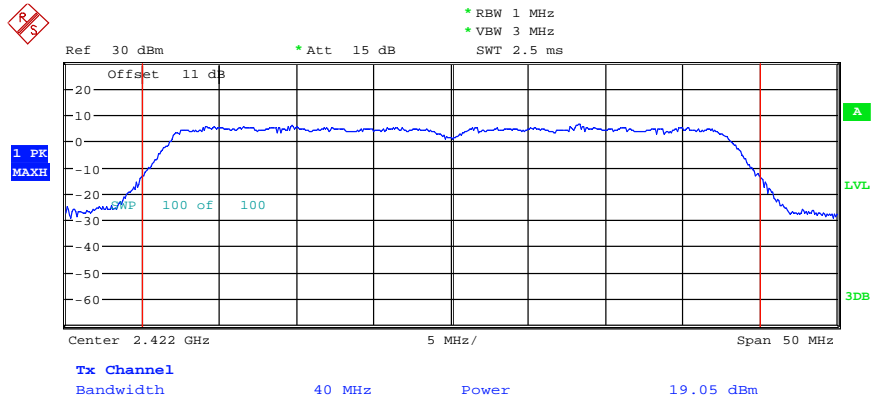


MAX OUTPUT POWER 802.11N 20MHZ CH11
Date: 7.JUL.2013 07:52:13

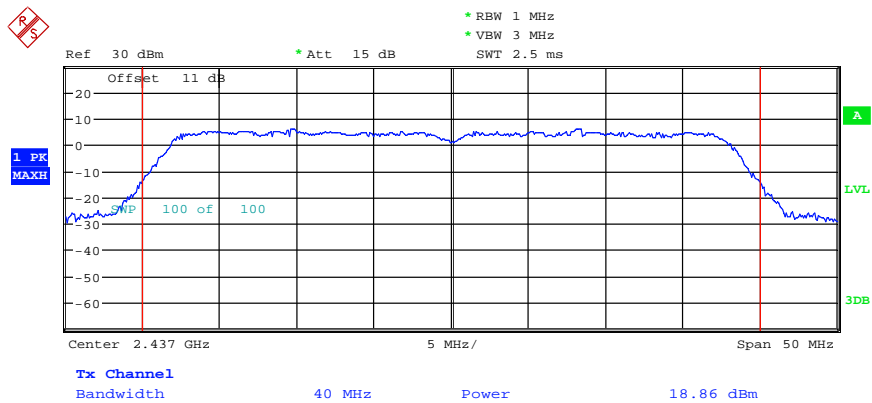


Worldwide Testing Services(Taiwan) Co., Ltd.

Registration number: W6M21307-13349-FCC
FCC ID: Q7A66000W00



MAX OUTPUT POWER 802.11N 40MHZ CH01
Date: 7.JUL.2013 07:56:48



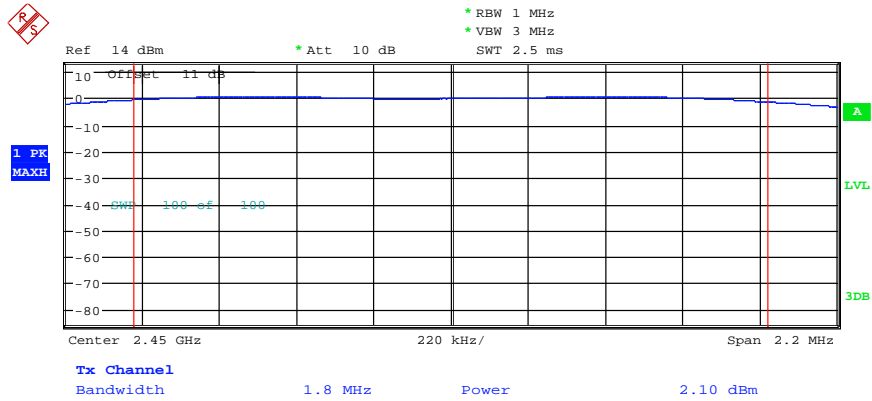
MAX OUTPUT POWER 802.11N 40MHZ CH04
Date: 7.JUL.2013 07:57:43



Date _____

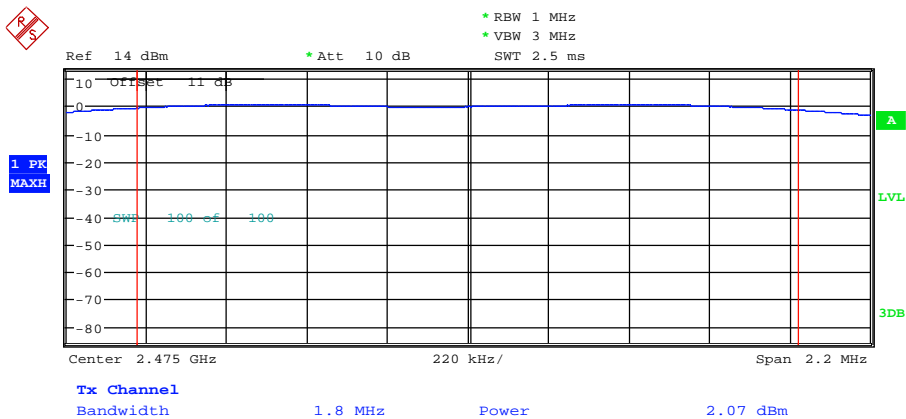


Registration number: W6M21307-13349-FCC
FCC ID: Q7A66000W00




MAX OUTPUT POWER CH20

Date: 7.JUL.2013 09:08:11



MAX OUTPUT POWER CH25

Date: 7.JUL.2013 09:07:07



Worldwide Testing Services(Taiwan) Co., Ltd.

Registration number: W6M21307-13349-FCC

FCC ID: Q7A66000W00

ANT A	mW			dBm		
	Ch Low	Ch Mid	Ch High	Ch Low	Ch Mid	Ch High
802.11n 20MHz	135.21	42.27	48.19	21.31	16.26	16.83
802.11n 40MHz	73.96	66.22	63.24	18.69	18.21	18.01
ANT B	mW			dBm		
	Ch Low	Ch Mid	Ch High	Ch Low	Ch Mid	Ch High
802.11n 20MHz	86.10	89.95	46.88	19.35	19.54	16.71
802.11n 40MHz	80.35	76.91	71.94	19.05	18.86	18.57
Combine	mW			dBm		
	Ch Low	Ch Mid	Ch High	Ch Low	Ch Mid	Ch High
802.11n 20MHz	221.31	132.22	95.07	23.45	21.21	19.78
802.11n 40MHz	154.31	143.13	135.18	21.88	21.56	21.31

Limits:

Frequency MHz	Power dBm
902 - 928	30
2400 – 2483.5	30
5725 – 5850	30

In case of employing transmitter antennas having antenna gain > 6 dBi and using fixed point-to point operation consider §15.247 (b)(4)

Test equipment used: ETSTW-RE 055, ETSTW-RE 050, ETSTW-RE 073, ETSTW-RE 074



Registration number: W6M21307-13349-FCC

FCC ID: Q7A66000W00

3.2 Equivalent isotropic radiated power

FCC Rule: 15.247(b)(3)

EIRP = max. conducted output power + antenna gain (Directional gain)

EIRP = 23.45 dBm + 4.9 dBi

= 28.35 dBm

Limit: EIRP = +36 dBm for Antenna gain <6dBi

Test equipment used: ETSTW-RE 055

3.3 RF Exposure Compliance Requirements

FCC OET Bulletin 65 Edition 97.01 determines the equations for predicting RF fields and applicable limits.

The prediction for power density in the far-field but will over-predict power density in the near field, where it could be used for walking a “worst case” or conservative prediction.

$$S = \frac{PG}{4\pi R^2}$$

S – Power Density

P – Output power ERP

R – Distance

D – Cable Loss

AG – Antenna Gain

Item	Unit	Value	Remarks
P	mW	221.31	Peak value
D	dB		
AG	dBi	4.9	
G		3.09	Calculated Value
R	cm	20	Assumed value
S	mW/cm ²	0.136	Calculated value

Limits:

Limit for General Population / Uncontrolled Exposure	
Frequency (MHz)	Power Density (mW/cm ²)
1500 – 100.000	1.0



Registration number: W6M21307-13349-FCC

FCC ID: Q7A66000W00

3.4 Transmitter Radiated Emissions in Restricted Bands

FCC Rules: 15.247 (c), 15.205, 15.209, 15.35

Radiated emission measurements were performed from 30 MHz to 26500 MHz.

For radiated emission tests, the analyzer setting was as followings:

Frequency \leq 1 GHz, RBW:100 kHz, VBW: 100 kHz (Peak measurements)

Frequency $>$ 1 GHz, RBW: 1 MHz, VBW: 1 MHz (Peak measurements)

Frequency $>$ 1 GHz , RBW:1 MHz , VBW: 10 Hz (Average measurements)

Limits.

For frequencies below 1GHz:

Frequency of Emission (MHz)	Field strength (microvolts/meter)	Field Strength (dB microvolts/meter)
30 - 88	100	40.0
88 - 216	150	43.5
216 - 960	200	46.0
Above	500	54.0

For frequencies above 1GHz (Average measurements).

Guidance on Measurement of Digit Transmission Systems:

“If the emission is pulsed, modify the unit for continuous operation, use the setting shown above, then correct the reading by subtracting the peak-average correction factor, derived from the appropriate duty cycle calculation.”

The correction factor, based on the total channel dwell time in a 100 ms period, may be mathematically applied to a measurement made with an average detector, to further reduce the value.

Duty cycle correction = $20 \log (\text{dwell time} / 100\text{ms})$

Note: No duty cycle correction was added to the reading of this EUT.

Explanation: See attached diagrams in Appendix.



Registration number: W6M21307-13349-FCC

FCC ID: Q7A66000W00

3.5 Spurious Emissions (tx)

Spurious emission was measured with modulation (declared by manufacturer).

In any 100 kHz bandwidth outside the frequency band in which the intentional radiator is operating, the radio frequency power that is produced by the intentional radiator shall be at least 20dB below that in the 100 kHz bandwidth within the band that contains the highest level of the desired power, based on either an RF conducted or a radiated measurement. Attenuation below the general limits specified in § 15.209(a) is not required. In addition, radiated emissions which fall in the restricted bands, as defined in § 15.205(a), must also comply with the radiated emission limits specified in § 15.209(a) (see § 15.205(c))

FCC Rule: 15.247(c), 15.35

For out of band emissions that are close to or that exceed the 20 dB attenuation requirement described in the specification, radiated measurements were performed at a 3 m separation distance to determine whether these emissions complied with the general radiated emission requirement.

Limits:

For frequencies above 1GHz (Peak measurements).

Modified Limit for peak according to 15.35 (b) = Max Permitted average Limits + 20dB

For frequencies above 1GHz (Average measurements).

Max. reading – 20dB

Max. reading – 20 dB


Guidance on Measurement of Digit Transmission Systems:

“If the emission is pulsed, modify the unit for continuous operation, use the settings shown above, then correct the reading by subtracting the peak-average correction factor, derived from the appropriate duty cycle calculation.”

The correction factor, based on the total channel dwell time in a 100 ms period, may be mathematically applied to a measurement made with an average detector, to further reduce the value.

Duty Cycle correction = $20 \log (\text{dwell time}/100\text{ms})$

Note: No duty cycle correction was added to the reading of EUT.



Worldwide Testing Services(Taiwan) Co., Ltd.

Registration number: W6M21307-13349-FCC

FCC ID: Q7A66000W00

SAMPLE CALCULATION OF LIMIT. All results will be updated by an automatic measuring system in accordance with point 2.3.

Calculation of test results:

Such factors like antenna correction, cable loss, external attenuation etc. are already included in the provided measurement results. This is done by using validated test software and calibrated test system according the accreditation requirements.

The peak and average spurious emission plots was measured with the average limits.

In the Table being listed the critical peak and average value and exhibit the compliance with the above calculated Limits.

If in the column's correction factor states a value then the max. Field strength in the same row is corrected by a value gained from the "Correction Factor".

Summary table with radiated data of the test plots

ANT A

Model: ONAIR+ SBB Date: 2013/7/22
 Mode: TX 802.11b CH1 Temperature: 24 °C Engineer: Leon
 Polarization: Horizontal Humidity: 60 %

Frequency (MHz)	Reading (dBuV)	Detector	Factor (dB)	Result (dBuV/m)	Limit (dBuV/m)	Margin (dB)	Table Degree (Deg.)	Ant. High (cm)
222.4448	24.92	peak	13.64	38.56	46.00	-7.44	245	100
801.7233	17.65	QP	26.01	43.66	46.00	-2.34	170	100

Frequency (MHz)	Reading (dBuV)		Factor (dB) Corr.	Result (dBuV/m)		Limit (dBuV/m)		Margin (dB)	Table Degree (Deg.)	Ant. High (cm)
	Peak	Ave.		Peak	Ave.	Peak	Ave.			
4824.0000	42.02	---	0.50	42.52	---	74.00	54.00	-31.48	185	100
7236.0000	40.72	---	4.06	44.78	---	74.00	54.00	-29.22	130	100
9648.0000	35.09	---	9.16	44.25	---	74.00	54.00	-29.75	210	100
12060.0000	33.72	---	13.89	47.61	---	74.00	54.00	-26.39	140	100

Polarization: Vertical

Frequency (MHz)	Reading (dBuV)	Detector	Factor (dB)	Result (dBuV/m)	Limit (dBuV/m)	Margin (dB)	Table Degree (Deg.)	Ant. High (cm)
33.8878	20.23	peak	13.43	33.66	40.00	-6.34	115	100
119.4188	19.32	peak	13.51	32.83	43.50	-10.67	170	100



Worldwide Testing Services(Taiwan) Co., Ltd.

Registration number: W6M21307-13349-FCC

FCC ID: Q7A66000W00

Frequency (MHz)	Reading (dBuV)		Factor (dB) Corr.	Result (dBuV/m)		Limit (dBuV/m)		Margin (dB)	Table Degree (Deg.)	Ant. High (cm)
	Peak	Ave.		Peak	Ave.	Peak	Ave.			
4824.0000	42.14	---	0.50	42.64	---	74.00	54.00	-31.36	195	100
7236.0000	40.51	---	4.06	44.57	---	74.00	54.00	-29.43	130	100
9648.0000	35.20	---	9.16	44.36	---	74.00	54.00	-29.64	215	100
12060.0000	33.78	---	13.89	47.67	---	74.00	54.00	-26.33	120	100

Mode: TX 802.11b CH6

Polarization: Horizontal


Frequency (MHz)	Reading (dBuV)	Detector	Factor (dB)	Result (dBuV/m)	Limit (dBuV/m)	Margin (dB)	Table Degree (Deg.)	Ant. High (cm)
572.3446	19.35	peak	22.11	41.46	46.00	-4.54	120	100
801.7233	18.10	QP	26.01	44.11	46.00	-1.89	185	100

Frequency (MHz)	Reading (dBuV)		Factor (dB) Corr.	Result (dBuV/m)		Limit (dBuV/m)		Margin (dB)	Table Degree (Deg.)	Ant. High (cm)
	Peak	Ave.		Peak	Ave.	Peak	Ave.			
4874.0000	41.89	---	0.61	42.50	---	74.00	54.00	-31.50	150	100
7311.0000	40.92	---	4.20	45.12	---	74.00	54.00	-28.88	125	100
9748.0000	34.42	---	9.51	43.93	---	74.00	54.00	-30.07	200	100
12185.0000	32.41	---	14.83	47.24	---	74.00	54.00	-26.76	175	100

Polarization: Vertical

Frequency (MHz)	Reading (dBuV)	Detector	Factor (dB)	Result (dBuV/m)	Limit (dBuV/m)	Margin (dB)	Table Degree (Deg.)	Ant. High (cm)
35.8316	20.17	peak	13.60	33.77	40.00	-6.23	130	100
113.5872	22.33	peak	13.06	35.39	43.50	-8.11	145	100

Frequency (MHz)	Reading (dBuV)		Factor (dB) Corr.	Result (dBuV/m)		Limit (dBuV/m)		Margin (dB)	Table Degree (Deg.)	Ant. High (cm)
	Peak	Ave.		Peak	Ave.	Peak	Ave.			
4874.0000	42.19	---	0.61	42.80	---	74.00	54.00	-31.20	135	100
7311.0000	41.76	---	4.20	45.96	---	74.00	54.00	-28.04	175	100
9748.0000	35.80	---	9.51	45.31	---	74.00	54.00	-28.69	250	100
12185.0000	32.95	---	14.83	47.78	---	74.00	54.00	-26.22	130	100



Worldwide Testing Services(Taiwan) Co., Ltd.

Registration number: W6M21307-13349-FCC

FCC ID: Q7A66000W00

Mode: TX 802.11b CH11

Polarization: Horizontal

Frequency (MHz)	Reading (dBuV)	Detector	Factor (dB)	Result (dBuV/m)	Limit (dBuV/m)	Margin (dB)	Table Degree (Deg.)	Ant. High (cm)
222.4448	22.89	peak	13.64	36.53	46.00	-9.47	125	100
801.7233	18.03	QP	26.01	44.04	46.00	-1.96	70	100

Frequency (MHz)	Reading (dBuV)		Factor (dB) Corr.	Result (dBuV/m)		Limit (dBuV/m)		Margin (dB)	Table Degree (Deg.)	Ant. High (cm)
	Peak	Ave.		Peak	Ave.	Peak	Ave.			
4924.0000	41.66	---	0.84	42.50	---	74.00	54.00	-31.50	185	100
7386.0000	38.72	---	4.43	43.15	---	74.00	54.00	-30.85	130	100
9848.0000	34.49	---	9.76	44.25	---	74.00	54.00	-29.75	155	100
12310.0000	35.33	---	14.12	49.45	---	74.00	54.00	-24.55	170	100

Polarization: Vertical

Frequency (MHz)	Reading (dBuV)	Detector	Factor (dB)	Result (dBuV/m)	Limit (dBuV/m)	Margin (dB)	Table Degree (Deg.)	Ant. High (cm)
35.8316	21.14	peak	13.60	34.74	40.00	-5.26	90	100
799.7796	16.60	peak	25.98	42.58	46.00	-3.42	125	100


Frequency (MHz)	Reading (dBuV)		Factor (dB) Corr.	Result (dBuV/m)		Limit (dBuV/m)		Margin (dB)	Table Degree (Deg.)	Ant. High (cm)
	Peak	Ave.		Peak	Ave.	Peak	Ave.			
4924.0000	41.57	---	0.84	42.41	---	74.00	54.00	-31.59	160	100
7386.0000	40.00	---	4.43	44.43	---	74.00	54.00	-29.57	210	100
9848.0000	36.86	---	9.76	46.62	---	74.00	54.00	-27.38	90	100
12310.0000	34.72	---	14.12	48.84	---	74.00	54.00	-25.16	175	100

Mode: TX 802.11g CH1

Polarization: Horizontal

Frequency (MHz)	Reading (dBuV)	Detector	Factor (dB)	Result (dBuV/m)	Limit (dBuV/m)	Margin (dB)	Table Degree (Deg.)	Ant. High (cm)
572.3446	20.29	QP	22.11	42.40	46.00	-3.60	195	100
799.7794	18.32	QP	25.98	44.30	46.00	-1.70	150	100

Frequency (MHz)	Reading (dBuV)		Factor (dB) Corr.	Result (dBuV/m)		Limit (dBuV/m)		Margin (dB)	Table Degree (Deg.)	Ant. High (cm)
	Peak	Ave.		Peak	Ave.	Peak	Ave.			
4824.0000	41.22	---	0.50	41.72	---	74.00	54.00	-32.28	120	100
7236.0000	40.72	---	4.06	44.78	---	74.00	54.00	-29.22	145	100
9648.0000	35.24	---	9.16	44.40	---	74.00	54.00	-29.60	215	100
12060.0000	33.80	---	13.89	47.69	---	74.00	54.00	-26.31	170	100



Worldwide Testing Services(Taiwan) Co., Ltd.

Registration number: W6M21307-13349-FCC

FCC ID: Q7A66000W00

Polarization: Vertical

Frequency (MHz)	Reading (dBuV)	Detector	Factor (dB)	Result (dBuV/m)	Limit (dBuV/m)	Margin (dB)	Table Degree (Deg.)	Ant. High (cm)
556.7936	21.01	peak	21.67	42.68	46.00	-3.32	175	100
801.7234	16.27	peak	26.01	42.28	46.00	-3.72	130	100

Frequency (MHz)	Reading (dBuV)		Factor (dB) Corr.	Result (dBuV/m)		Limit (dBuV/m)		Margin (dB)	Table Degree (Deg.)	Ant. High (cm)
	Peak	Ave.		Peak	Ave.	Peak	Ave.			
4824.0000	40.97	---	0.50	41.47	---	74.00	54.00	-32.53	140	100
7236.0000	40.00	---	4.06	44.06	---	74.00	54.00	-29.94	165	100
9648.0000	35.72	---	9.16	44.88	---	74.00	54.00	-29.12	150	100
12060.0000	34.13	---	13.89	48.02	---	74.00	54.00	-25.98	230	100

Mode: TX 802.11g CH6

Polarization: Horizontal


Frequency (MHz)	Reading (dBuV)	Detector	Factor (dB)	Result (dBuV/m)	Limit (dBuV/m)	Margin (dB)	Table Degree (Deg.)	Ant. High (cm)
572.3446	17.75	peak	22.11	39.86	46.00	-6.14	120	100
801.7232	18.06	QP	26.01	44.07	46.00	-1.93	210	100

Frequency (MHz)	Reading (dBuV)		Factor (dB) Corr.	Result (dBuV/m)		Limit (dBuV/m)		Margin (dB)	Table Degree (Deg.)	Ant. High (cm)
	Peak	Ave.		Peak	Ave.	Peak	Ave.			
4874.0000	41.49	---	0.61	42.10	---	74.00	54.00	-31.90	95	100
7311.0000	40.19	---	4.20	44.39	---	74.00	54.00	-29.61	170	100
9748.0000	35.09	---	9.51	44.60	---	74.00	54.00	-29.40	235	100
12185.0000	31.84	---	14.83	46.67	---	74.00	54.00	-27.33	140	100

Polarization: Vertical

Frequency (MHz)	Reading (dBuV)	Detector	Factor (dB)	Result (dBuV/m)	Limit (dBuV/m)	Margin (dB)	Table Degree (Deg.)	Ant. High (cm)
35.8316	19.86	peak	13.60	33.46	40.00	-6.54	90	100
111.6433	22.48	peak	12.92	35.40	43.50	-8.10	115	100

Frequency (MHz)	Reading (dBuV)		Factor (dB) Corr.	Result (dBuV/m)		Limit (dBuV/m)		Margin (dB)	Table Degree (Deg.)	Ant. High (cm)
	Peak	Ave.		Peak	Ave.	Peak	Ave.			
4874.0000	41.67	---	0.61	42.28	---	74.00	54.00	-31.72	75	100
7311.0000	39.97	---	4.20	44.17	---	74.00	54.00	-29.83	120	100
9748.0000	35.16	---	9.51	44.67	---	74.00	54.00	-29.33	145	100
12185.0000	32.63	---	14.83	47.46	---	74.00	54.00	-26.54	210	100



Worldwide Testing Services(Taiwan) Co., Ltd.

Registration number: W6M21307-13349-FCC

FCC ID: Q7A66000W00

Mode: TX 802.11g CH11

Polarization: Horizontal

Frequency (MHz)	Reading (dBuV)	Detector	Factor (dB)	Result (dBuV/m)	Limit (dBuV/m)	Margin (dB)	Table Degree (Deg.)	Ant. High (cm)
399.3387	22.85	peak	18.57	41.42	46.00	-4.58	175	100
799.7794	18.37	QP	25.98	44.35	46.00	-1.65	200	100

Frequency (MHz)	Reading (dBuV)		Factor (dB) Corr.	Result (dBuV/m)		Limit (dBuV/m)		Margin (dB)	Table Degree (Deg.)	Ant. High (cm)
	Peak	Ave.		Peak	Ave.	Peak	Ave.			
4924.0000	41.46	---	0.84	42.30	---	74.00	54.00	-31.70	155	100
7386.0000	40.17	---	4.43	44.60	---	74.00	54.00	-29.40	130	100
9848.0000	36.17	---	9.76	45.93	---	74.00	54.00	-28.07	275	100
12310.0000	34.06	---	14.12	48.18	---	74.00	54.00	-25.82	195	100

Polarization: Vertical

Frequency (MHz)	Reading (dBuV)	Detector	Factor (dB)	Result (dBuV/m)	Limit (dBuV/m)	Margin (dB)	Table Degree (Deg.)	Ant. High (cm)
35.8316	19.24	peak	13.60	32.84	40.00	-7.16	140	100
801.7234	17.61	peak	26.01	43.62	46.00	-2.38	125	100

Frequency (MHz)	Reading (dBuV)		Factor (dB) Corr.	Result (dBuV/m)		Limit (dBuV/m)		Margin (dB)	Table Degree (Deg.)	Ant. High (cm)
	Peak	Ave.		Peak	Ave.	Peak	Ave.			
4924.0000	41.10	---	0.84	41.94	---	74.00	54.00	-32.06	205	100
7386.0000	39.47	---	4.43	43.90	---	74.00	54.00	-30.10	180	100
9848.0000	35.56	---	9.76	45.32	---	74.00	54.00	-28.68	140	100
12310.0000	33.47	---	14.12	47.59	---	74.00	54.00	-26.41	190	100

ANT B

Mode: TX 802.11b CH1

Polarization: Horizontal

Frequency (MHz)	Reading (dBuV)	Detector	Factor (dB)	Result (dBuV/m)	Limit (dBuV/m)	Margin (dB)	Table Degree (Deg.)	Ant. High (cm)
399.3387	21.66	peak	18.57	40.23	46.00	-5.77	120	100
801.7233	18.01	QP	26.01	44.02	46.00	-1.98	155	100

Frequency (MHz)	Reading (dBuV)		Factor (dB) Corr.	Result (dBuV/m)		Limit (dBuV/m)		Margin (dB)	Table Degree (Deg.)	Ant. High (cm)
	Peak	Ave.		Peak	Ave.	Peak	Ave.			
4824.0000	42.30	---	0.50	42.80	---	74.00	54.00	-31.20	185	100
7236.0000	38.89	---	4.06	42.95	---	74.00	54.00	-31.05	130	100
9648.0000	35.34	---	9.16	44.50	---	74.00	54.00	-29.50	80	100
12060.0000	33.54	---	13.89	47.43	---	74.00	54.00	-26.57	175	100



Worldwide Testing Services(Taiwan) Co., Ltd.

Registration number: W6M21307-13349-FCC

FCC ID: Q7A66000W00

Polarization: Vertical

Frequency (MHz)	Reading (dBuV)	Detector	Factor (dB)	Result (dBuV/m)	Limit (dBuV/m)	Margin (dB)	Table Degree (Deg.)	Ant. High (cm)
37.7756	19.21	peak	13.81	33.02	40.00	-6.98	185	100
799.9944	15.94	peak	25.99	41.93	46.00	-4.07	81	100

Frequency (MHz)	Reading (dBuV)		Factor (dB) Corr.	Result (dBuV/m)		Limit (dBuV/m)		Margin (dB)	Table Degree (Deg.)	Ant. High (cm)
	Peak	Ave.		Peak	Ave.	Peak	Ave.			
4824.0000	42.79	---	0.50	43.29	---	74.00	54.00	-30.71	245	100
7236.0000	40.33	---	4.06	44.39	---	74.00	54.00	-29.61	170	100
9648.0000	34.47	---	9.16	43.63	---	74.00	54.00	-30.37	195	100
12060.0000	34.41	---	13.89	48.30	---	74.00	54.00	-25.70	230	100

Mode: TX 802.11b CH6

Polarization: Horizontal

Frequency (MHz)	Reading (dBuV)	Detector	Factor (dB)	Result (dBuV/m)	Limit (dBuV/m)	Margin (dB)	Table Degree (Deg.)	Ant. High (cm)
399.3387	23.88	peak	18.57	42.45	46.00	-3.55	110	100
801.7233	18.08	QP	26.01	44.09	46.00	-1.91	125	100

Frequency (MHz)	Reading (dBuV)		Factor (dB) Corr.	Result (dBuV/m)		Limit (dBuV/m)		Margin (dB)	Table Degree (Deg.)	Ant. High (cm)
	Peak	Ave.		Peak	Ave.	Peak	Ave.			
4874.0000	41.43	---	0.61	42.04	---	74.00	54.00	-31.96	120	100
7311.0000	38.84	---	4.20	43.04	---	74.00	54.00	-30.96	165	100
9748.0000	34.98	---	9.51	44.49	---	74.00	54.00	-29.51	210	100
12185.0000	32.56	---	14.83	47.39	---	74.00	54.00	-26.61	105	100

Polarization: Vertical

Frequency (MHz)	Reading (dBuV)	Detector	Factor (dB)	Result (dBuV/m)	Limit (dBuV/m)	Margin (dB)	Table Degree (Deg.)	Ant. High (cm)
115.5311	25.80	peak	13.21	39.01	43.50	-4.49	110	100
156.3527	20.70	peak	15.27	35.97	43.50	-7.53	175	100

Frequency (MHz)	Reading (dBuV)		Factor (dB) Corr.	Result (dBuV/m)		Limit (dBuV/m)		Margin (dB)	Table Degree (Deg.)	Ant. High (cm)
	Peak	Ave.		Peak	Ave.	Peak	Ave.			
4874.0000	41.11	---	0.61	41.72	---	74.00	54.00	-32.28	130	100
7311.0000	41.89	---	4.20	46.09	---	74.00	54.00	-27.91	190	100
9748.0000	35.33	---	9.51	44.84	---	74.00	54.00	-29.16	90	100
12185.0000	31.67	---	14.83	46.50	---	74.00	54.00	-27.50	155	100



Worldwide Testing Services(Taiwan) Co., Ltd.

Registration number: W6M21307-13349-FCC

FCC ID: Q7A66000W00

Mode: TX 802.11b CH11

Polarization: Horizontal

Frequency (MHz)	Reading (dBuV)	Detector	Factor (dB)	Result (dBuV/m)	Limit (dBuV/m)	Margin (dB)	Table Degree (Deg.)	Ant. High (cm)
572.3446	18.12	peak	22.11	40.23	46.00	-5.77	140	100
801.7233	17.74	QP	26.01	43.75	46.00	-2.25	125	100

Frequency (MHz)	Reading (dBuV)		Factor (dB) Corr.	Result (dBuV/m)		Limit (dBuV/m)		Margin (dB)	Table Degree (Deg.)	Ant. High (cm)
	Peak	Ave.		Peak	Ave.	Peak	Ave.			
4924.0000	41.94	---	0.84	42.78	---	74.00	54.00	-31.22	195	100
7386.0000	39.77	---	4.43	44.20	---	74.00	54.00	-29.80	230	100
9848.0000	34.87	---	9.76	44.63	---	74.00	54.00	-29.37	170	100
12310.0000	33.86	---	14.12	47.98	---	74.00	54.00	-26.02	145	100

Polarization: Vertical

Frequency (MHz)	Reading (dBuV)	Detector	Factor (dB)	Result (dBuV/m)	Limit (dBuV/m)	Margin (dB)	Table Degree (Deg.)	Ant. High (cm)
117.4750	23.09	peak	13.36	36.45	43.50	-7.05	195	100
558.7375	19.07	peak	21.72	40.79	46.00	-5.21	140	100


Frequency (MHz)	Reading (dBuV)		Factor (dB) Corr.	Result (dBuV/m)		Limit (dBuV/m)		Margin (dB)	Table Degree (Deg.)	Ant. High (cm)
	Peak	Ave.		Peak	Ave.	Peak	Ave.			
4921.8440	44.65	---	0.83	45.48	---	74.00	54.00	-28.52	240	100
7386.0000	40.16	---	4.43	44.59	---	74.00	54.00	-29.41	195	100
9848.0000	34.53	---	9.76	44.29	---	74.00	54.00	-29.71	160	100
12310.0000	34.06	---	14.12	48.18	---	74.00	54.00	-25.82	230	100

Mode: TX 802.11g CH1

Polarization: Horizontal

Frequency (MHz)	Reading (dBuV)	Detector	Factor (dB)	Result (dBuV/m)	Limit (dBuV/m)	Margin (dB)	Table Degree (Deg.)	Ant. High (cm)
572.3446	19.15	peak	22.11	41.26	46.00	-4.74	170	100
799.7795	18.02	QP	25.98	44.00	46.00	-2.00	125	100

Frequency (MHz)	Reading (dBuV)		Factor (dB) Corr.	Result (dBuV/m)		Limit (dBuV/m)		Margin (dB)	Table Degree (Deg.)	Ant. High (cm)
	Peak	Ave.		Peak	Ave.	Peak	Ave.			
4824.0000	41.75	---	0.50	42.25	---	74.00	54.00	-31.75	95	100
7236.0000	40.67	---	4.06	44.73	---	74.00	54.00	-29.27	160	100
9648.0000	35.38	---	9.16	44.54	---	74.00	54.00	-29.46	155	100
12060.0000	33.87	---	13.89	47.76	---	74.00	54.00	-26.24	170	100



Worldwide Testing Services(Taiwan) Co., Ltd.

Registration number: W6M21307-13349-FCC

FCC ID: Q7A66000W00

Polarization: Vertical

Frequency (MHz)	Reading (dBuV)	Detector	Factor (dB)	Result (dBuV/m)	Limit (dBuV/m)	Margin (dB)	Table Degree (Deg.)	Ant. High (cm)
76.6533	23.32	peak	10.43	33.75	40.00	-6.25	130	100
148.5772	19.60	peak	15.26	34.86	43.50	-8.64	55	100

Frequency (MHz)	Reading (dBuV)		Factor (dB) Corr.	Result (dBuV/m)		Limit (dBuV/m)		Margin (dB)	Table Degree (Deg.)	Ant. High (cm)
	Peak	Ave.		Peak	Ave.	Peak	Ave.			
4824.0000	41.64	---	0.50	42.14	---	74.00	54.00	-31.86	185	100
7236.0000	39.98	---	4.06	44.04	---	74.00	54.00	-29.96	125	100
9648.0000	34.99	---	9.16	44.15	---	74.00	54.00	-29.85	140	100
12060.0000	33.31	---	13.89	47.20	---	74.00	54.00	-26.80	175	100

Mode: TX 802.11g CH6

Polarization: Horizontal

Frequency (MHz)	Reading (dBuV)	Detector	Factor (dB)	Result (dBuV/m)	Limit (dBuV/m)	Margin (dB)	Table Degree (Deg.)	Ant. High (cm)
399.3387	23.38	peak	18.57	41.95	46.00	-4.05	120	100
799.7795	17.88	QP	25.98	43.86	46.00	-2.14	155	100

Frequency (MHz)	Reading (dBuV)		Factor (dB) Corr.	Result (dBuV/m)		Limit (dBuV/m)		Margin (dB)	Table Degree (Deg.)	Ant. High (cm)
	Peak	Ave.		Peak	Ave.	Peak	Ave.			
4874.0000	41.84	---	0.61	42.45	---	74.00	54.00	-31.55	155	100
7311.0000	40.45	---	4.20	44.65	---	74.00	54.00	-29.35	130	100
9748.0000	34.56	---	9.51	44.07	---	74.00	54.00	-29.93	215	100
12185.0000	31.99	---	14.83	46.82	---	74.00	54.00	-27.18	180	100

Polarization: Vertical

Frequency (MHz)	Reading (dBuV)	Detector	Factor (dB)	Result (dBuV/m)	Limit (dBuV/m)	Margin (dB)	Table Degree (Deg.)	Ant. High (cm)
399.3387	19.91	peak	18.57	38.48	46.00	-7.52	130	100
556.7936	18.76	peak	21.67	40.43	46.00	-5.57	75	100

Frequency (MHz)	Reading (dBuV)		Factor (dB) Corr.	Result (dBuV/m)		Limit (dBuV/m)		Margin (dB)	Table Degree (Deg.)	Ant. High (cm)
	Peak	Ave.		Peak	Ave.	Peak	Ave.			
4874.0000	41.74	---	0.61	42.35	---	74.00	54.00	-31.65	205	100
7311.0000	40.41	---	4.20	44.61	---	74.00	54.00	-29.39	170	100
9748.0000	34.62	---	9.51	44.13	---	74.00	54.00	-29.87	130	100
12185.0000	32.14	---	14.83	46.97	---	74.00	54.00	-27.03	210	100



Worldwide Testing Services(Taiwan) Co., Ltd.

Registration number: W6M21307-13349-FCC

FCC ID: Q7A66000W00

Mode: TX 802.11g CH11

Polarization: Horizontal

Frequency (MHz)	Reading (dBuV)	Detector	Factor (dB)	Result (dBuV/m)	Limit (dBuV/m)	Margin (dB)	Table Degree (Deg.)	Ant. High (cm)
572.3446	19.73	peak	22.11	41.84	46.00	-4.16	120	100
801.7233	17.85	QP	26.01	43.86	46.00	-2.14	185	100

Frequency (MHz)	Reading (dBuV)		Factor (dB) Corr.	Result (dBuV/m)		Limit (dBuV/m)		Margin (dB)	Table Degree (Deg.)	Ant. High (cm)
	Peak	Ave.		Peak	Ave.	Peak	Ave.			
4924.0000	41.16	---	0.84	42.00	---	74.00	54.00	-32.00	155	100
7386.0000	39.85	---	4.43	44.28	---	74.00	54.00	-29.72	130	100
9848.0000	35.72	---	9.76	45.48	---	74.00	54.00	-28.52	235	100
12310.0000	33.40	---	14.12	47.52	---	74.00	54.00	-26.48	210	100

Polarization: Vertical

Frequency (MHz)	Reading (dBuV)	Detector	Factor (dB)	Result (dBuV/m)	Limit (dBuV/m)	Margin (dB)	Table Degree (Deg.)	Ant. High (cm)
35.8316	19.14	peak	13.60	32.74	40.00	-7.26	120	100
801.7234	16.36	peak	26.01	42.37	46.00	-3.63	185	100

Frequency (MHz)	Reading (dBuV)		Factor (dB) Corr.	Result (dBuV/m)		Limit (dBuV/m)		Margin (dB)	Table Degree (Deg.)	Ant. High (cm)
	Peak	Ave.		Peak	Ave.	Peak	Ave.			
4921.8440	43.54	---	0.83	44.37	---	74.00	54.00	-29.63	160	100
7386.0000	40.14	---	4.43	44.57	---	74.00	54.00	-29.43	75	100
9848.0000	34.94	---	9.76	44.70	---	74.00	54.00	-29.30	240	100
12310.0000	35.39	---	14.12	49.51	---	74.00	54.00	-24.49	195	100

ANT A + B

Mode: TX 802.11n 20MHz CH1

Polarization: Horizontal

Frequency (MHz)	Reading (dBuV)	Detector	Factor (dB)	Result (dBuV/m)	Limit (dBuV/m)	Margin (dB)	Table Degree (Deg.)	Ant. High (cm)
222.4448	23.90	peak	13.64	37.54	46.00	-8.46	170	100
801.7233	17.86	QP	26.01	43.87	46.00	-2.13	135	100

Frequency (MHz)	Reading (dBuV)		Factor (dB) Corr.	Result (dBuV/m)		Limit (dBuV/m)		Margin (dB)	Table Degree (Deg.)	Ant. High (cm)
	Peak	Ave.		Peak	Ave.	Peak	Ave.			
4824.0000	41.72	---	0.50	42.22	---	74.00	54.00	-31.78	185	100
7236.0000	40.28	---	4.06	44.34	---	74.00	54.00	-29.66	140	100
9648.0000	35.50	---	9.16	44.66	---	74.00	54.00	-29.34	95	100
12060.0000	33.18	---	13.89	47.07	---	74.00	54.00	-26.93	170	100



Worldwide Testing Services(Taiwan) Co., Ltd.

Registration number: W6M21307-13349-FCC

FCC ID: Q7A66000W00

Polarization: Vertical

Frequency (MHz)	Reading (dBuV)	Detector	Factor (dB)	Result (dBuV/m)	Limit (dBuV/m)	Margin (dB)	Table Degree (Deg.)	Ant. High (cm)
33.8878	19.61	peak	13.43	33.04	40.00	-6.96	55	100
152.4648	19.99	peak	15.28	35.27	43.50	-8.23	140	100

Frequency (MHz)	Reading (dBuV)		Factor (dB) Corr.	Result (dBuV/m)		Limit (dBuV/m)		Margin (dB)	Table Degree (Deg.)	Ant. High (cm)
	Peak	Ave.		Peak	Ave.	Peak	Ave.			
4824.0000	41.14	---	0.50	41.64	---	74.00	54.00	-32.36	105	100
7236.0000	40.35	---	4.06	44.41	---	74.00	54.00	-29.59	170	100
9648.0000	34.88	---	9.16	44.04	---	74.00	54.00	-29.96	160	100
12060.0000	33.85	---	13.89	47.74	---	74.00	54.00	-26.26	175	100

Mode: TX 802.11n 20MHz CH6

Polarization: Horizontal

Frequency (MHz)	Reading (dBuV)	Detector	Factor (dB)	Result (dBuV/m)	Limit (dBuV/m)	Margin (dB)	Table Degree (Deg.)	Ant. High (cm)
556.7935	17.62	peak	21.67	39.29	46.00	-6.71	130	100
799.7795	17.69	QP	25.98	43.67	46.00	-2.33	155	100

Frequency (MHz)	Reading (dBuV)		Factor (dB) Corr.	Result (dBuV/m)		Limit (dBuV/m)		Margin (dB)	Table Degree (Deg.)	Ant. High (cm)
	Peak	Ave.		Peak	Ave.	Peak	Ave.			
4874.0000	41.61	---	0.61	42.22	---	74.00	54.00	-31.78	140	100
7311.0000	40.83	---	4.20	45.03	---	74.00	54.00	-28.97	165	100
9748.0000	35.01	---	9.51	44.52	---	74.00	54.00	-29.48	250	100
12185.0000	32.27	---	14.83	47.10	---	74.00	54.00	-26.90	170	100

Polarization: Vertical

Frequency (MHz)	Reading (dBuV)	Detector	Factor (dB)	Result (dBuV/m)	Limit (dBuV/m)	Margin (dB)	Table Degree (Deg.)	Ant. High (cm)
31.9438	20.50	peak	13.30	33.80	40.00	-6.20	55	100
486.8136	19.83	peak	20.46	40.29	46.00	-5.71	240	100

Frequency (MHz)	Reading (dBuV)		Factor (dB) Corr.	Result (dBuV/m)		Limit (dBuV/m)		Margin (dB)	Table Degree (Deg.)	Ant. High (cm)
	Peak	Ave.		Peak	Ave.	Peak	Ave.			
4874.0000	41.42	---	0.61	42.03	---	74.00	54.00	-31.97	120	100
7311.0000	40.11	---	4.20	44.31	---	74.00	54.00	-29.69	190	100
9748.0000	34.21	---	9.51	43.72	---	74.00	54.00	-30.28	220	100
12185.0000	31.94	---	14.83	46.77	---	74.00	54.00	-27.23	180	100



Worldwide Testing Services(Taiwan) Co., Ltd.

Registration number: W6M21307-13349-FCC

FCC ID: Q7A66000W00

Mode: TX 802.11n 20MHz CH11

Polarization: Horizontal

Frequency (MHz)	Reading (dBuV)	Detector	Factor (dB)	Result (dBuV/m)	Limit (dBuV/m)	Margin (dB)	Table Degree (Deg.)	Ant. High (cm)
601.5030	16.50	peak	23.19	39.69	46.00	-6.31	120	100
799.7795	18.22	QP	25.98	44.20	46.00	-1.80	140	100

Frequency (MHz)	Reading (dBuV)		Factor (dB) Corr.	Result (dBuV/m)		Limit (dBuV/m)		Margin (dB)	Table Degree (Deg.)	Ant. High (cm)
	Peak	Ave.		Peak	Ave.	Peak	Ave.			
4924.0000	40.68	---	0.84	41.52	---	74.00	54.00	-32.48	140	100
7386.0000	40.13	---	4.43	44.56	---	74.00	54.00	-29.44	175	100
9848.0000	34.94	---	9.76	44.70	---	74.00	54.00	-29.30	195	100
12310.0000	33.60	---	14.12	47.72	---	74.00	54.00	-26.28	210	100

Polarization: Vertical

Frequency (MHz)	Reading (dBuV)	Detector	Factor (dB)	Result (dBuV/m)	Limit (dBuV/m)	Margin (dB)	Table Degree (Deg.)	Ant. High (cm)
556.7936	18.43	peak	21.67	40.10	46.00	-5.90	195	100
801.7234	14.39	peak	26.01	40.40	46.00	-5.60	130	100


Frequency (MHz)	Reading (dBuV)		Factor (dB) Corr.	Result (dBuV/m)		Limit (dBuV/m)		Margin (dB)	Table Degree (Deg.)	Ant. High (cm)
	Peak	Ave.		Peak	Ave.	Peak	Ave.			
4924.0000	40.87	---	0.84	41.71	---	74.00	54.00	-32.29	230	100
7386.0000	39.70	---	4.43	44.13	---	74.00	54.00	-29.87	160	100
9848.0000	34.63	---	9.76	44.39	---	74.00	54.00	-29.61	80	100
12310.0000	34.92	---	14.12	49.04	---	74.00	54.00	-24.96	155	100

Mode: TX 802.11n 40MHz CH1

Polarization: Horizontal

Frequency (MHz)	Reading (dBuV)	Detector	Factor (dB)	Result (dBuV/m)	Limit (dBuV/m)	Margin (dB)	Table Degree (Deg.)	Ant. High (cm)
113.5871	22.66	peak	13.06	35.72	43.50	-7.78	120	100
801.7233	17.92	QP	26.01	43.93	46.00	-2.07	165	100

Frequency (MHz)	Reading (dBuV)		Factor (dB) Corr.	Result (dBuV/m)		Limit (dBuV/m)		Margin (dB)	Table Degree (Deg.)	Ant. High (cm)
	Peak	Ave.		Peak	Ave.	Peak	Ave.			
4844.0000	40.79	---	0.54	41.33	---	74.00	54.00	-32.67	175	100
7266.0000	40.81	---	4.11	44.92	---	74.00	54.00	-29.08	140	100
9688.0000	35.34	---	9.19	44.53	---	74.00	54.00	-29.47	235	100
12110.0000	33.65	---	14.34	47.99	---	74.00	54.00	-26.01	210	100



Worldwide Testing Services(Taiwan) Co., Ltd.

Registration number: W6M21307-13349-FCC

FCC ID: Q7A66000W00

Polarization: Vertical

Frequency (MHz)	Reading (dBuV)	Detector	Factor (dB)	Result (dBuV/m)	Limit (dBuV/m)	Margin (dB)	Table Degree (Deg.)	Ant. High (cm)
35.8316	19.80	peak	13.60	33.40	40.00	-6.60	170	100
115.5311	23.88	peak	13.21	37.09	43.50	-6.41	155	100

Frequency (MHz)	Reading (dBuV)		Factor (dB) Corr.	Result (dBuV/m)		Limit (dBuV/m)		Margin (dB)	Table Degree (Deg.)	Ant. High (cm)
	Peak	Ave.		Peak	Ave.	Peak	Ave.			
4844.0000	41.20	---	0.54	41.74	---	74.00	54.00	-32.26	145	100
7266.0000	40.87	---	4.11	44.98	---	74.00	54.00	-29.02	160	100
9688.0000	35.59	---	9.19	44.78	---	74.00	54.00	-29.22	230	100
12110.0000	33.59	---	14.34	47.93	---	74.00	54.00	-26.07	215	100

Mode: TX 802.11n 40MHz CH4

Polarization: Horizontal


Frequency (MHz)	Reading (dBuV)	Detector	Factor (dB)	Result (dBuV/m)	Limit (dBuV/m)	Margin (dB)	Table Degree (Deg.)	Ant. High (cm)
117.4750	20.10	peak	13.36	33.46	43.50	-10.04	190	100
799.7795	18.16	QP	25.98	44.14	46.00	-1.86	155	100

Frequency (MHz)	Reading (dBuV)		Factor (dB) Corr.	Result (dBuV/m)		Limit (dBuV/m)		Margin (dB)	Table Degree (Deg.)	Ant. High (cm)
	Peak	Ave.		Peak	Ave.	Peak	Ave.			
4874.0000	41.76	---	0.61	42.37	---	74.00	54.00	-31.63	110	100
7311.0000	40.61	---	4.20	44.81	---	74.00	54.00	-29.19	150	100
9748.0000	34.96	---	9.51	44.47	---	74.00	54.00	-29.53	95	100
12185.0000	32.30	---	14.83	47.13	---	74.00	54.00	-26.87	140	100

Polarization: Vertical

Frequency (MHz)	Reading (dBuV)	Detector	Factor (dB)	Result (dBuV/m)	Limit (dBuV/m)	Margin (dB)	Table Degree (Deg.)	Ant. High (cm)
113.5872	23.12	peak	13.06	36.18	43.50	-7.32	185	100
150.5210	18.75	peak	15.29	34.04	43.50	-9.46	140	100

Frequency (MHz)	Reading (dBuV)		Factor (dB) Corr.	Result (dBuV/m)		Limit (dBuV/m)		Margin (dB)	Table Degree (Deg.)	Ant. High (cm)
	Peak	Ave.		Peak	Ave.	Peak	Ave.			
4874.0000	41.61	---	0.61	42.22	---	74.00	54.00	-31.78	140	100
7311.0000	40.74	---	4.20	44.94	---	74.00	54.00	-29.06	195	100
9748.0000	34.42	---	9.51	43.93	---	74.00	54.00	-30.07	125	100
12185.0000	32.40	---	14.83	47.23	---	74.00	54.00	-26.77	70	100



Worldwide Testing Services(Taiwan) Co., Ltd.

Registration number: W6M21307-13349-FCC

FCC ID: Q7A66000W00

Mode: TX 802.11n 40MHz CH7

Polarization: Horizontal

Frequency (MHz)	Reading (dBuV)	Detector	Factor (dB)	Result (dBuV/m)	Limit (dBuV/m)	Margin (dB)	Table Degree (Deg.)	Ant. High (cm)
399.3387	20.74	peak	18.57	39.31	46.00	-6.69	120	100
799.7794	17.92	QP	25.98	43.90	46.00	-2.10	175	100

Frequency (MHz)	Reading (dBuV)		Factor (dB) Corr.	Result (dBuV/m)		Limit (dBuV/m)		Margin (dB)	Table Degree (Deg.)	Ant. High (cm)
	Peak	Ave.		Peak	Ave.	Peak	Ave.			
4904.0000	41.03	---	0.70	41.73	---	74.00	54.00	-32.27	120	100
7356.0000	41.63	---	4.34	45.97	---	74.00	54.00	-28.03	135	100
9808.0000	36.19	---	9.83	46.02	---	74.00	54.00	-27.98	75	100
12260.0000	33.30	---	14.37	47.67	---	74.00	54.00	-26.33	120	100

Polarization: Vertical

Frequency (MHz)	Reading (dBuV)	Detector	Factor (dB)	Result (dBuV/m)	Limit (dBuV/m)	Margin (dB)	Table Degree (Deg.)	Ant. High (cm)
33.8878	19.44	peak	13.43	32.87	40.00	-7.13	140	100
399.3387	20.98	peak	18.57	39.55	46.00	-6.45	155	100

Frequency (MHz)	Reading (dBuV)		Factor (dB) Corr.	Result (dBuV/m)		Limit (dBuV/m)		Margin (dB)	Table Degree (Deg.)	Ant. High (cm)
	Peak	Ave.		Peak	Ave.	Peak	Ave.			
4904.0000	40.93	---	0.70	41.63	---	74.00	54.00	-32.37	205	100
7356.0000	41.29	---	4.34	45.63	---	74.00	54.00	-28.37	110	100
9808.0000	34.75	---	9.83	44.58	---	74.00	54.00	-29.42	90	100
12260.0000	33.03	---	14.37	47.40	---	74.00	54.00	-26.60	135	100

Zigbee

Mode: TX 2425MHz

Polarization: Horizontal

Frequency (MHz)	Reading (dBuV)	Detector	Factor (dB)	Result (dBuV/m)	Limit (dBuV/m)	Margin (dB)	Table Degree (Deg.)	Ant. High (cm)
113.5871	22.48	peak	13.06	35.54	43.50	-7.96	80	100
801.7233	17.66	QP	26.01	43.67	46.00	-2.33	155	100

Frequency (MHz)	Reading (dBuV)		Factor (dB) Corr.	Result (dBuV/m)		Limit (dBuV/m)		Margin (dB)	Table Degree (Deg.)	Ant. High (cm)
	Peak	Ave.		Peak	Ave.	Peak	Ave.			
4850.0000	40.54	---	0.56	41.10	---	74.00	54.00	-32.90	185	100
7275.0000	39.45	---	4.13	43.58	---	74.00	54.00	-30.42	120	100
9700.0000	33.90	---	9.20	43.10	---	74.00	54.00	-30.90	155	100
12125.0000	32.00	---	14.43	46.43	---	74.00	54.00	-27.57	170	100



Worldwide Testing Services(Taiwan) Co., Ltd.

Registration number: W6M21307-13349-FCC

FCC ID: Q7A66000W00

Polarization: Vertical

Frequency (MHz)	Reading (dBuV)	Detector	Factor (dB)	Result (dBuV/m)	Limit (dBuV/m)	Margin (dB)	Table Degree (Deg.)	Ant. High (cm)
35.8316	20.39	peak	13.60	33.99	40.00	-6.01	130	100
113.5872	20.67	peak	13.06	33.73	43.50	-9.77	110	100

Frequency (MHz)	Reading (dBuV)		Factor (dB) Corr.	Result (dBuV/m)		Limit (dBuV/m)		Margin (dB)	Table Degree (Deg.)	Ant. High (cm)
	Peak	Ave.		Peak	Ave.	Peak	Ave.			
4889.7790	44.43	---	0.65	45.08	---	74.00	54.00	-28.92	170	100
7275.0000	41.43	---	4.13	45.56	---	74.00	54.00	-28.44	135	100
9700.0000	35.17	---	9.20	44.37	---	74.00	54.00	-29.63	120	100
12125.0000	33.63	---	14.43	48.06	---	74.00	54.00	-25.94	165	100

Mode: TX 2450MHz

Polarization: Horizontal

Frequency (MHz)	Reading (dBuV)	Detector	Factor (dB)	Result (dBuV/m)	Limit (dBuV/m)	Margin (dB)	Table Degree (Deg.)	Ant. High (cm)
113.5871	21.26	peak	13.06	34.32	43.50	-9.18	170	100
801.7233	18.13	QP	26.01	44.14	46.00	-1.86	125	100

Frequency (MHz)	Reading (dBuV)		Factor (dB) Corr.	Result (dBuV/m)		Limit (dBuV/m)		Margin (dB)	Table Degree (Deg.)	Ant. High (cm)
	Peak	Ave.		Peak	Ave.	Peak	Ave.			
4900.0000	40.90	---	0.67	41.57	---	74.00	54.00	-32.43	185	100
7350.0000	40.94	---	4.32	45.26	---	74.00	54.00	-28.74	140	100
9800.0000	33.90	---	9.84	43.74	---	74.00	54.00	-30.26	140	100
12250.0000	31.39	---	14.46	45.85	---	74.00	54.00	-28.15	235	100

Polarization: Vertical

Frequency (MHz)	Reading (dBuV)	Detector	Factor (dB)	Result (dBuV/m)	Limit (dBuV/m)	Margin (dB)	Table Degree (Deg.)	Ant. High (cm)
113.5872	23.99	peak	13.06	37.05	43.50	-6.45	145	100
150.5210	20.45	peak	15.29	35.74	43.50	-7.76	190	100

Frequency (MHz)	Reading (dBuV)		Factor (dB) Corr.	Result (dBuV/m)		Limit (dBuV/m)		Margin (dB)	Table Degree (Deg.)	Ant. High (cm)
	Peak	Ave.		Peak	Ave.	Peak	Ave.			
4897.7960	44.94	---	0.66	45.60	---	74.00	54.00	-28.40	170	100
7350.0000	41.63	---	4.32	45.95	---	74.00	54.00	-28.05	215	100
9800.0000	34.28	---	9.84	44.12	---	74.00	54.00	-29.88	110	100
12250.0000	31.09	---	14.46	45.55	---	74.00	54.00	-28.45	155	100



Worldwide Testing Services(Taiwan) Co., Ltd.

Registration number: W6M21307-13349-FCC

FCC ID: Q7A66000W00

Mode: TX 2475MHz

Polarization: Horizontal

Frequency (MHz)	Reading (dBuV)	Detector	Factor (dB)	Result (dBuV/m)	Limit (dBuV/m)	Margin (dB)	Table Degree (Deg.)	Ant. High (cm)
399.3387	23.83	peak	18.57	42.40	46.00	-3.60	75	100
799.7795	17.77	QP	25.98	43.75	46.00	-2.25	130	100

Frequency (MHz)	Reading (dBuV)		Factor (dB) Corr.	Result (dBuV/m)		Limit (dBuV/m)		Margin (dB)	Table Degree (Deg.)	Ant. High (cm)
	Peak	Ave.		Peak	Ave.	Peak	Ave.			
4945.8920	42.95	---	1.00	43.95	---	74.00	54.00	-30.05	225	100
7425.0000	40.76	---	4.47	45.23	---	74.00	54.00	-28.77	170	100
9900.0000	34.47	---	9.67	44.14	---	74.00	54.00	-29.86	185	100
12375.0000	32.92	---	14.96	47.88	---	74.00	54.00	-26.12	140	100

Polarization: Vertical

Frequency (MHz)	Reading (dBuV)	Detector	Factor (dB)	Result (dBuV/m)	Limit (dBuV/m)	Margin (dB)	Table Degree (Deg.)	Ant. High (cm)
33.8878	20.37	peak	13.43	33.80	40.00	-6.20	95	100
113.5872	22.72	peak	13.06	35.78	43.50	-7.72	185	100

Frequency (MHz)	Reading (dBuV)		Factor (dB) Corr.	Result (dBuV/m)		Limit (dBuV/m)		Margin (dB)	Table Degree (Deg.)	Ant. High (cm)
	Peak	Ave.		Peak	Ave.	Peak	Ave.			
4945.8920	44.32	---	1.00	45.32	---	74.00	54.00	-28.68	215	100
7425.0000	40.70	---	4.47	45.17	---	74.00	54.00	-28.83	160	100
9900.0000	34.45	---	9.67	44.12	---	74.00	54.00	-29.88	105	100
12375.0000	33.26	---	14.96	48.22	---	74.00	54.00	-25.78	120	100

Note

1. Correction Factor = Antenna factor + Cable loss - Preamplifier
2. The formula of measured value as: Test Result = Reading + Correction Factor
3. Detector function in the form : PK = Peak, QP = Quasi Peak, AV = Average
4. All not in the table noted test results are more than 20 dB below the relevant limits.
5. Measurement uncertainty for 3m measurement: 30-1000 MHz = ± 3.72 dB, 1-18 GHz = ± 5.33 dB, 18-40 GHz = ± 3.43 dB ; Reported uncertainties represent expanded uncertainties expressed at approximately the 95% confidence level using a coverage factor of k = 2.
6. See attached diagrams in appendix.

TEST RESULT (Transmitter): The unit DOES meet the FCC requirements.

Test equipment used: ETSTW-RE 003, ETSTW-RE 004, ETSTW-RE 030, ETSTW-RE 111, ETSTW-RE 088, ETSTW-RE 018

Registration number: W6M21307-13349-FCC

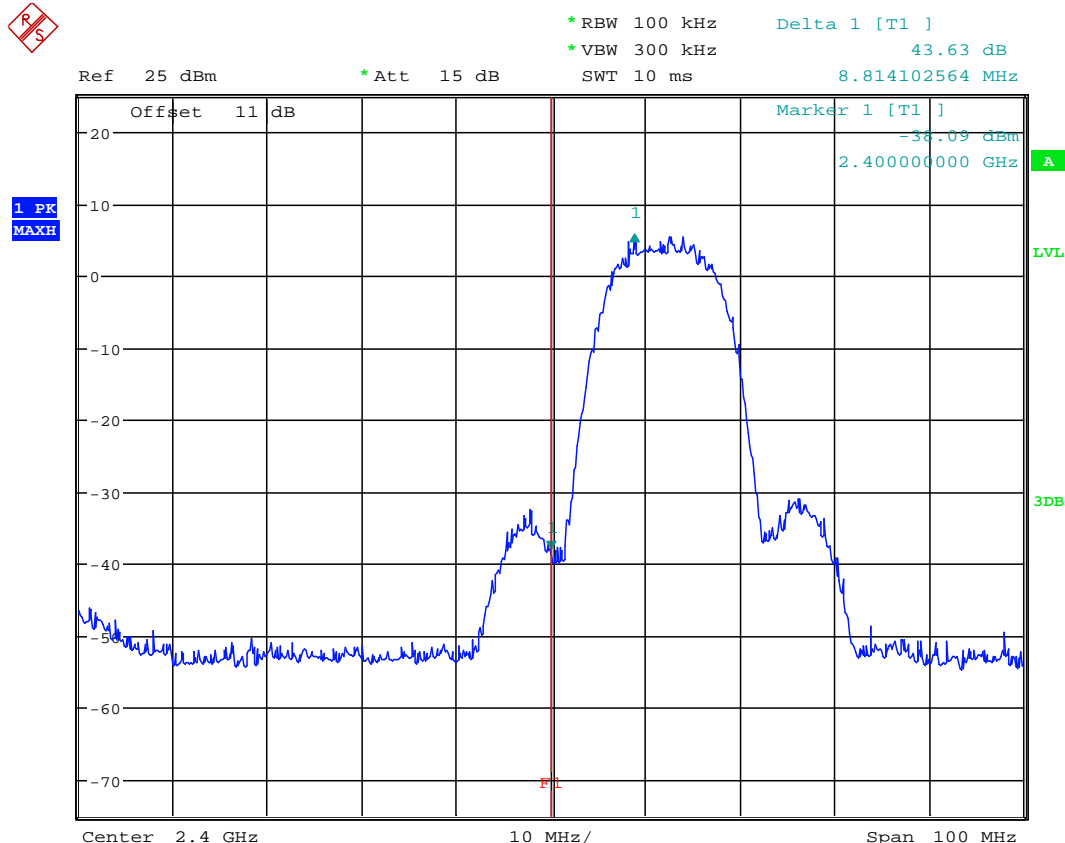
FCC ID: Q7A66000W00

3.6 Radiated Emission on the band edge

According to FCC rules part 15 subpart C §15.247(c) in any 100 kHz bandwidth outside the frequency band in which the intentional radiator is operating, the radio frequency power that is produced by the intentional radiator shall be at least 20dB below that in the 100 kHz bandwidth within the band that contains the highest level of the desired power, based on either an RF conducted or a radiated measurement. Attenuation below the general limits specified in § 15.209(a) is not required.

In addition radiated emission which fall in the restricted bands, as defined in section 15.205(a), must also with the radiated emission limits.

ANT A
WLAN

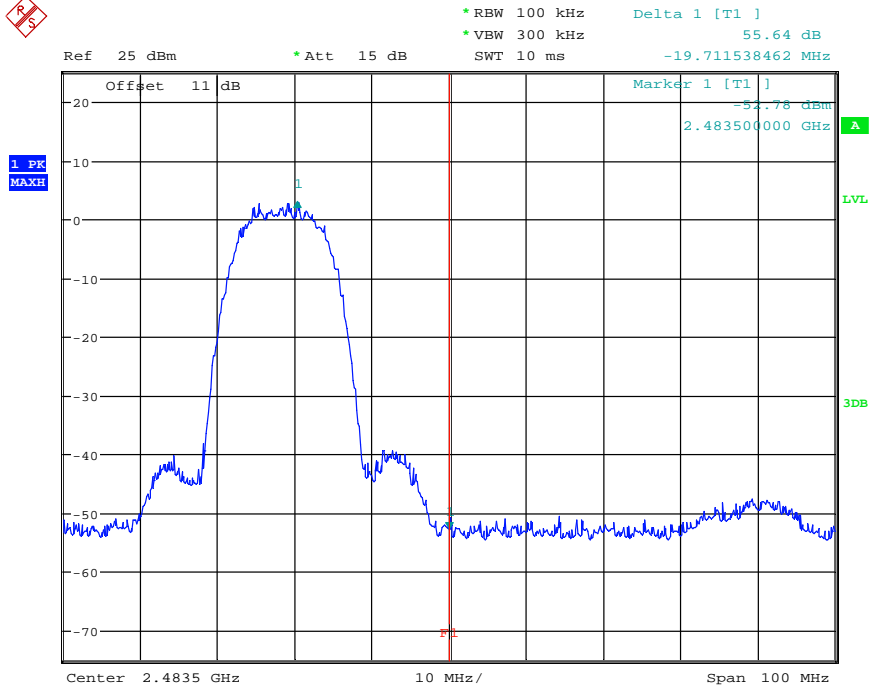


BANDEDGE 802.11B CH01

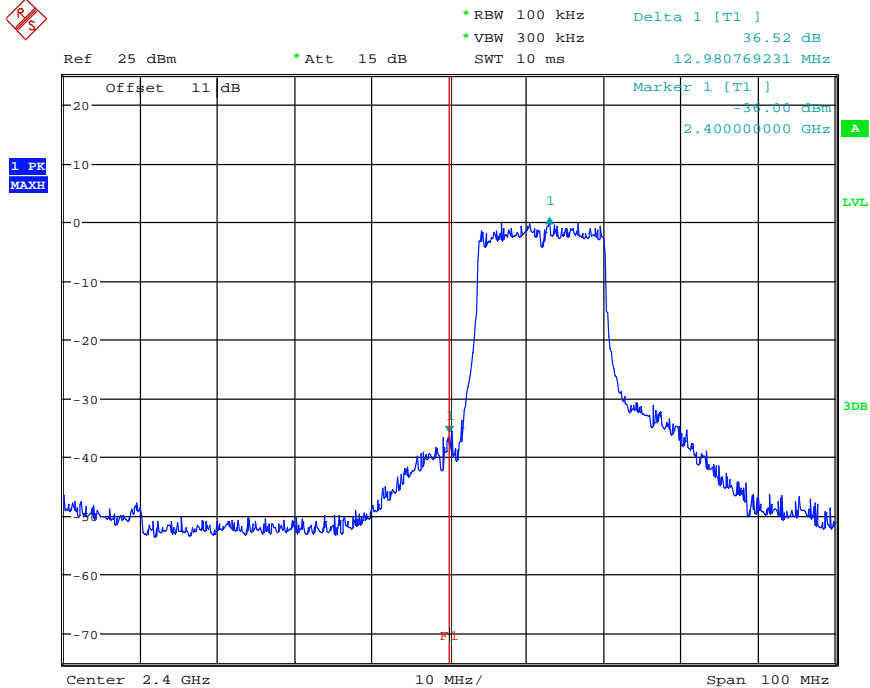
Date: 7.JUL.2013 06:50:21



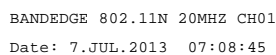
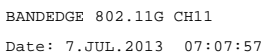
Registration number: W6M21307-13349-FCC
FCC ID: Q7A66000W00



BANDEDGE 802.11B CH11
Date: 7.JUL.2013 07:00:41

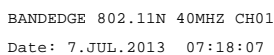
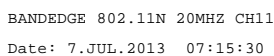


BANDEDGE 802.11G CH01
Date: 7.JUL.2013 07:01:31





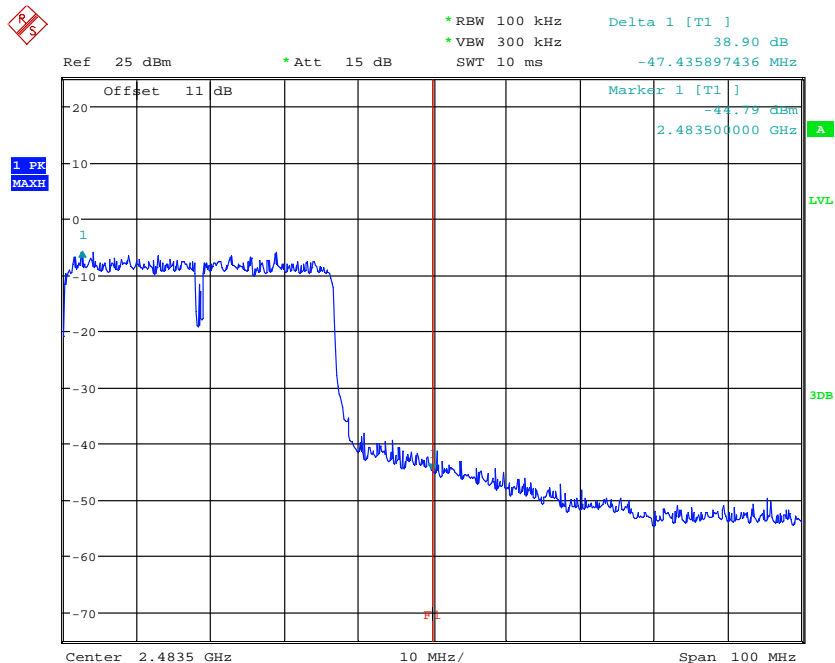
FCC ID: Q7A66000W00





Registration number: W6M21307-13349-FCC

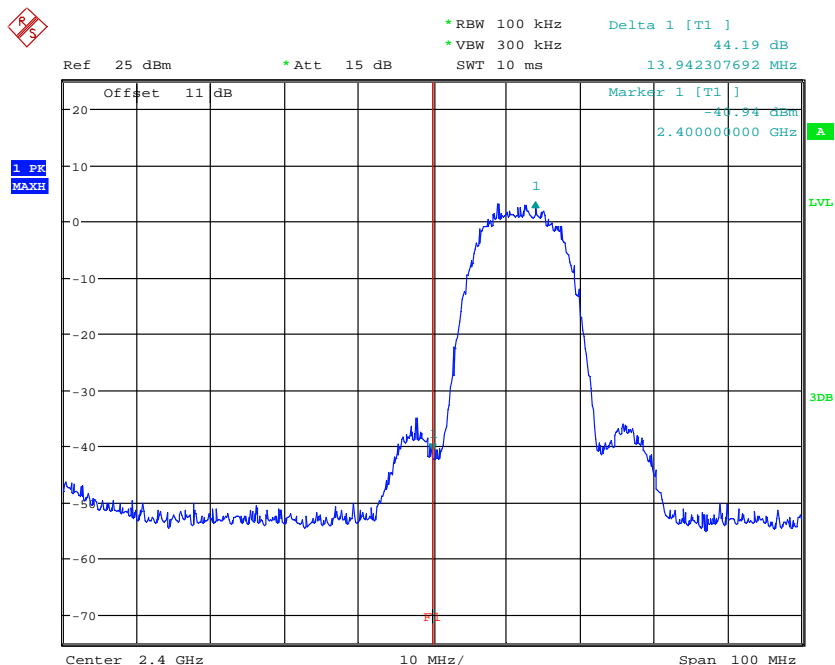
FCC ID: Q7A66000W00



BANDEDGE 802.11N 40MHZ CH07


Date: 7.JUL.2013 07:24:59

ANT B
WLAN

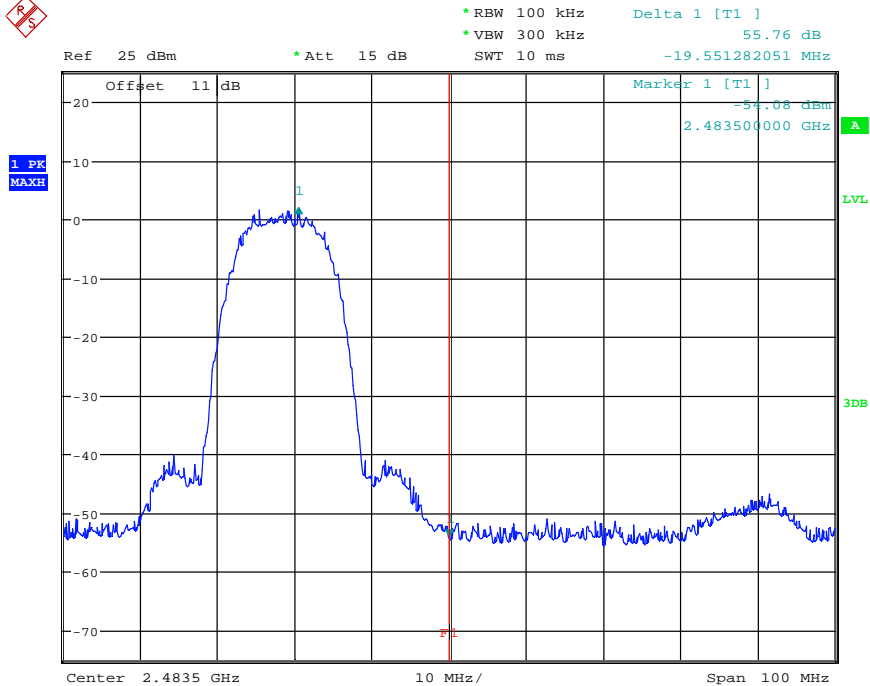


BANDEDGE 802.11B CH01

Date: 7.JUL.2013 07:31:11

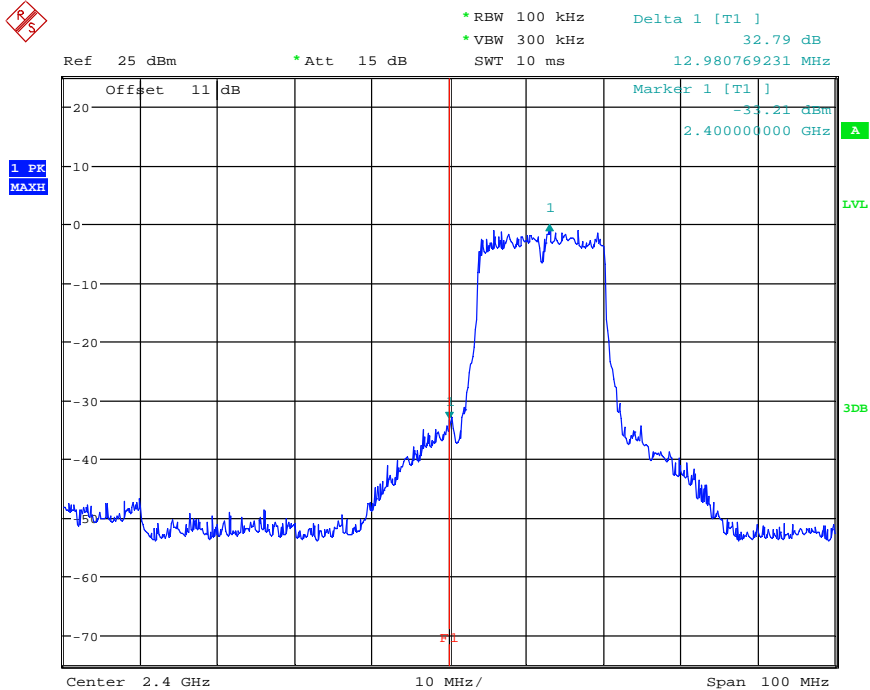


Registration number: W6M21307-13349-FCC
FCC ID: Q7A66000W00




BANDEDGE 802.11B CH11

Date: 7.JUL.2013 07:36:16

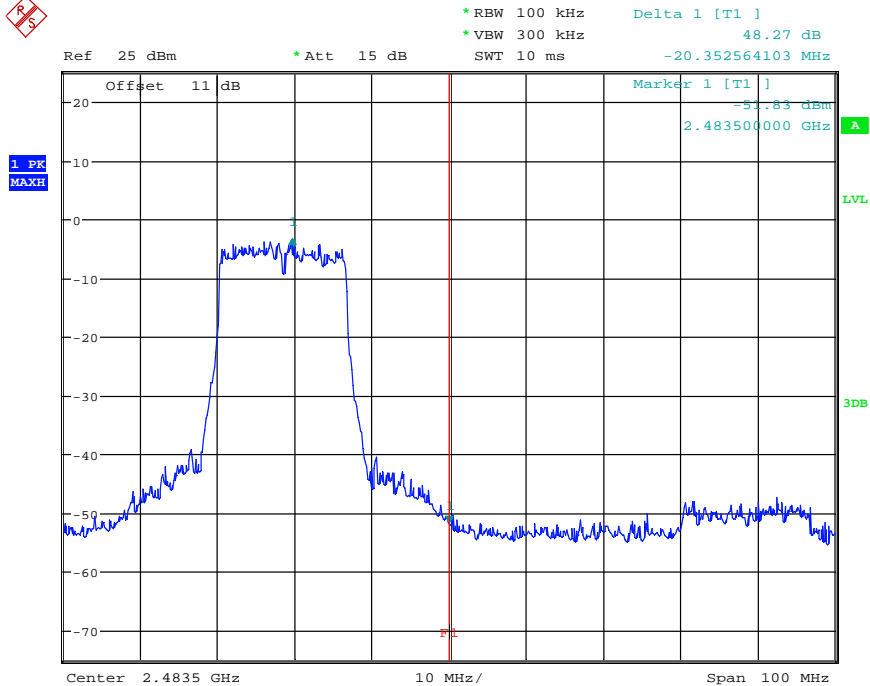


BANDEDGE 802.11G CH01

Date: 7.JUL.2013 07:37:20

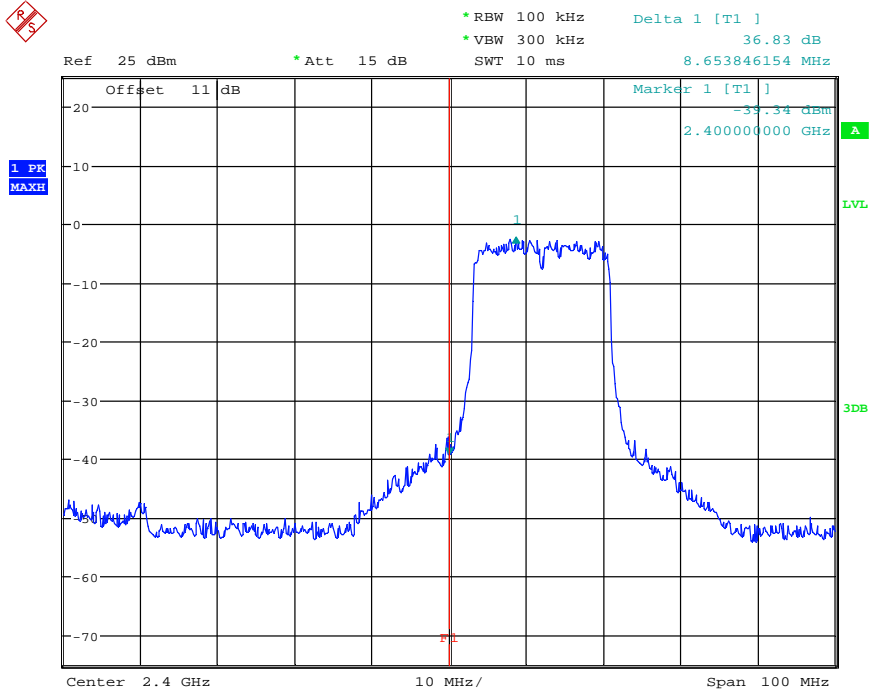


Registration number: W6M21307-13349-FCC
FCC ID: Q7A66000W00



BANDEDGE 802.11G CH11

Date: 7.JUL.2013 07:38:46

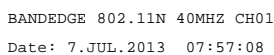
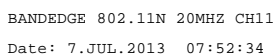


BANDEDGE 802.11N 20MHZ CH01

Date: 7.JUL.2013 07:39:35

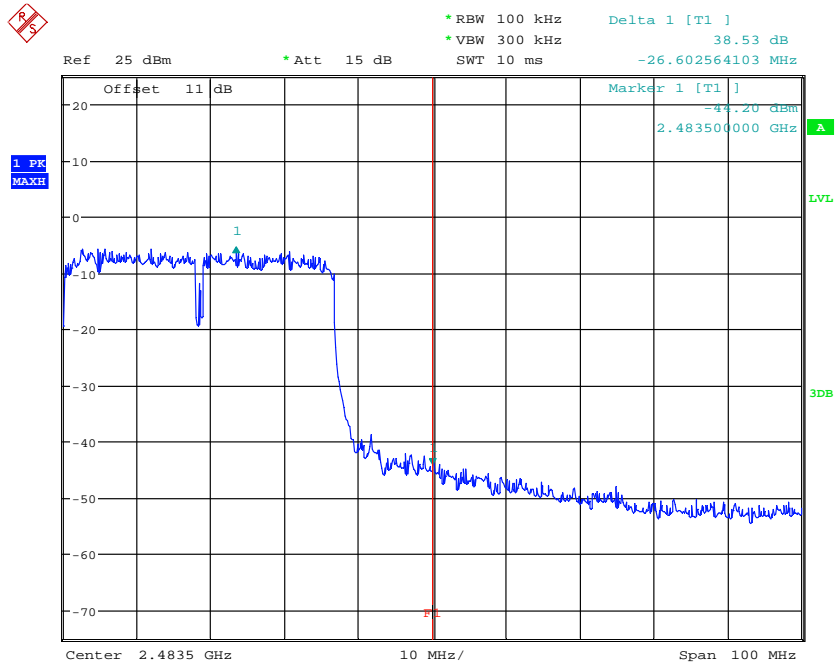


FCC ID: Q7A66000W00



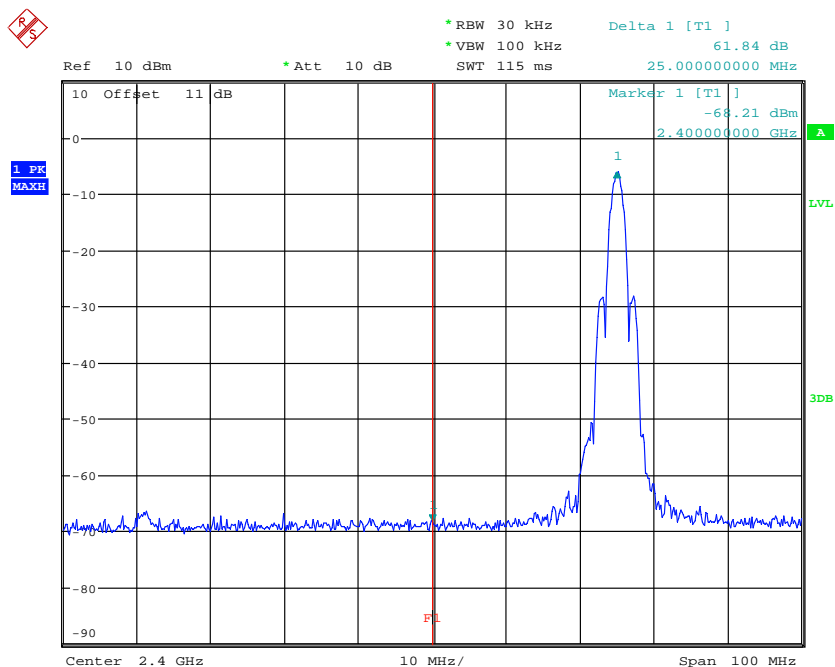


Registration number: W6M21307-13349-FCC
FCC ID: Q7A66000W00



BANDEDGE 802.11N 40MHZ CH07
Date: 7.JUL.2013 07:58:51

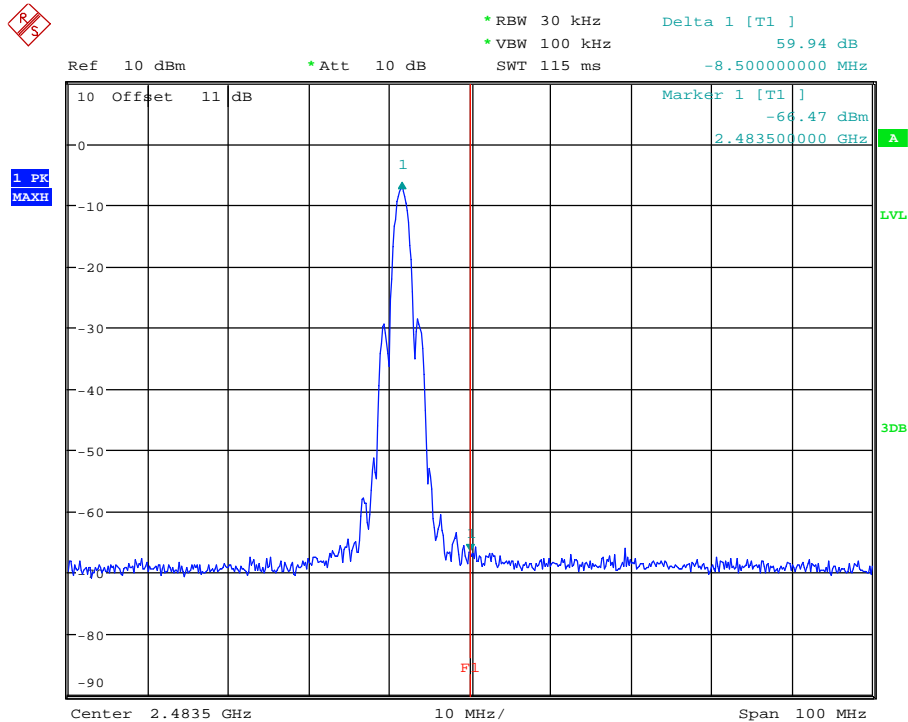
Zigbee



BANDEDGE CH15
Date: 7.JUL.2013 09:04:02



Registration number: W6M21307-13349-FCC
FCC ID: Q7A66000W00



BANDEDGE CH25

Date: 7.JUL.2013 09:04:54

Limit:

Frequency Range / MHz	Limit
902 – 928	- 20 dB
2400 – 2483.5	
5725 - 5850	

Test equipment used: ETSTW-RE 055, ETSTW-RE 050

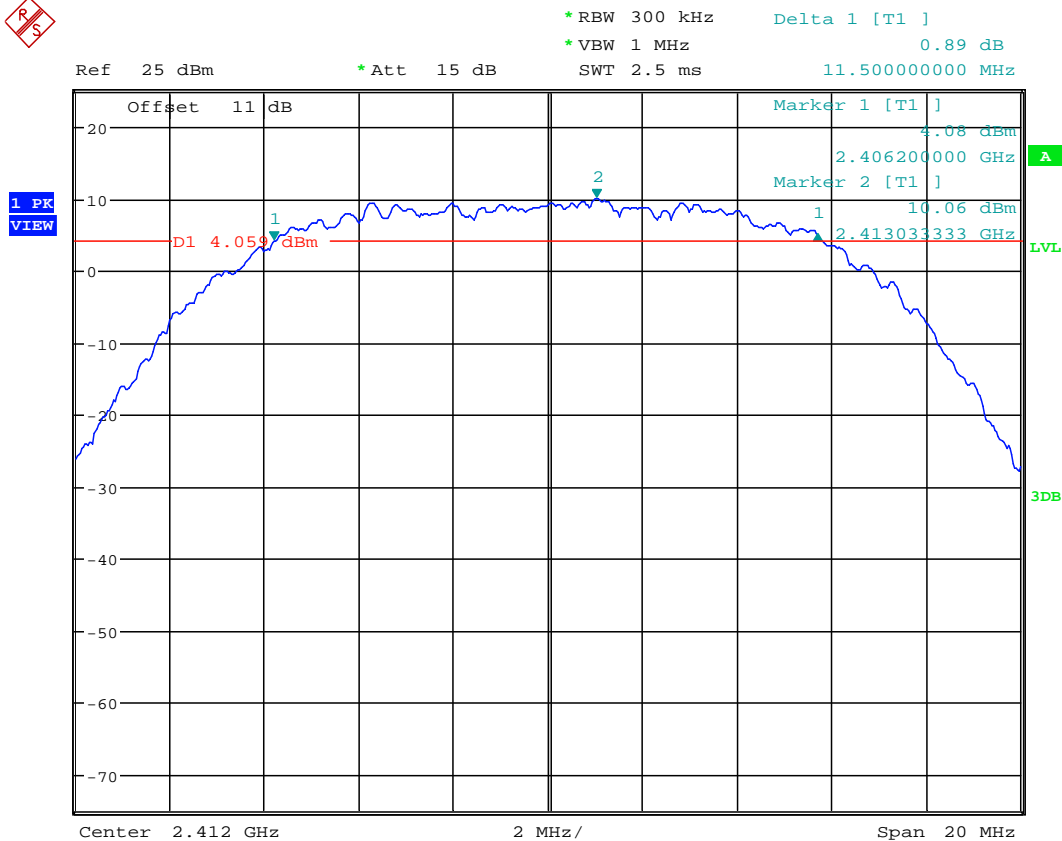


Registration number: W6M21307-13349-FCC
FCC ID: Q7A66000W00


3.7 Minimum 6 dB Bandwidth

The analyzer ResBW was set to 100 kHz. For each RF output channel investigated, the spectrum analyzer center frequency was set to the channel carrier. A PEAK reading was taken, two markers were set 6 dB below the maximum level on the right and the left side of the emission. The 6 dB bandwidth is the frequency difference between the two markers.

ANT A
WLAN

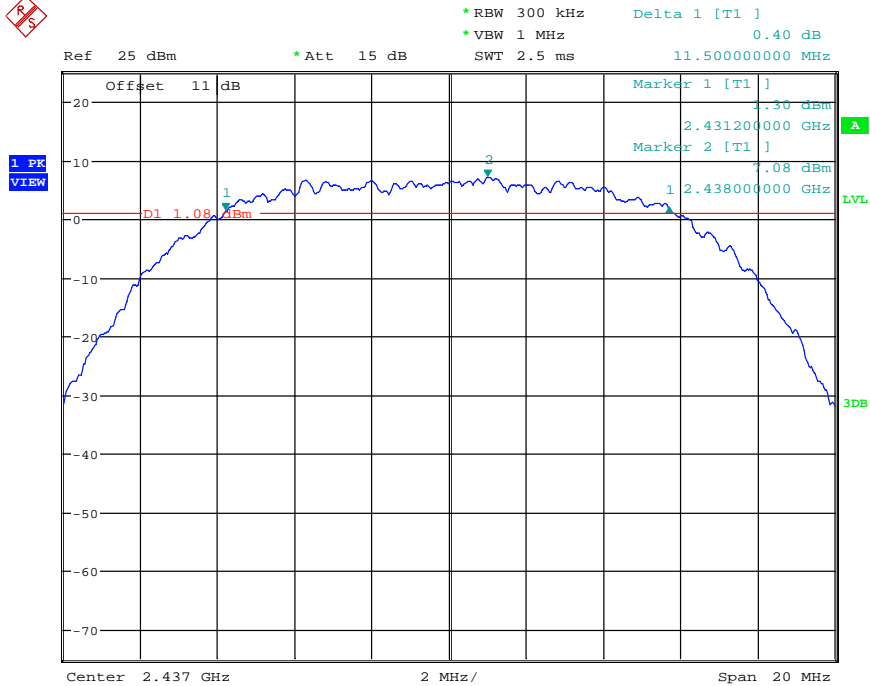


6DB BANDWIDTH 802.11B CH01
Date: 7.JUL.2013 06:50:10

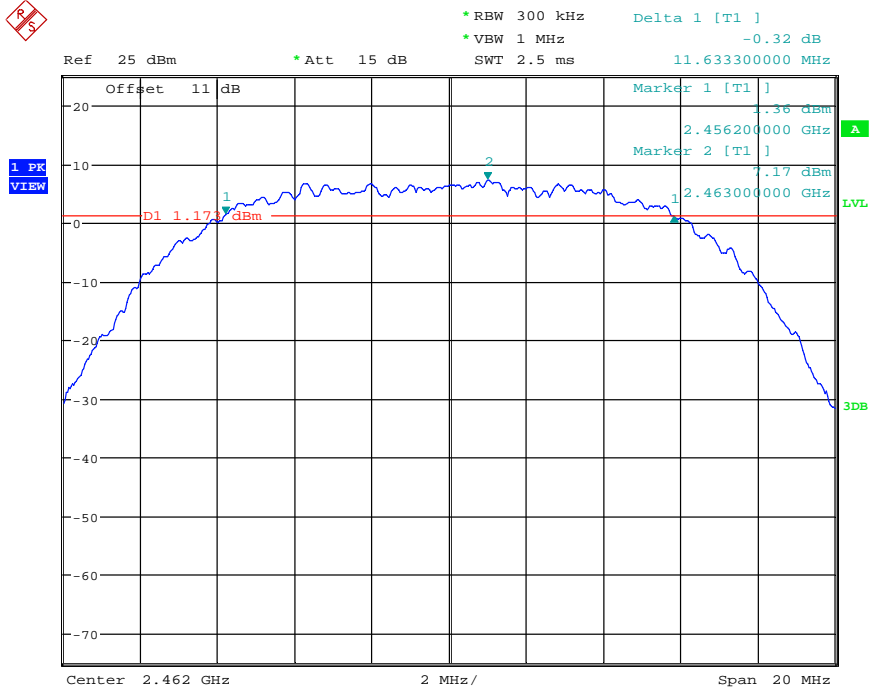


Worldwide Testing Services(Taiwan) Co., Ltd.


Registration number: W6M21307-13349-FCC
FCC ID: Q7A66000W00



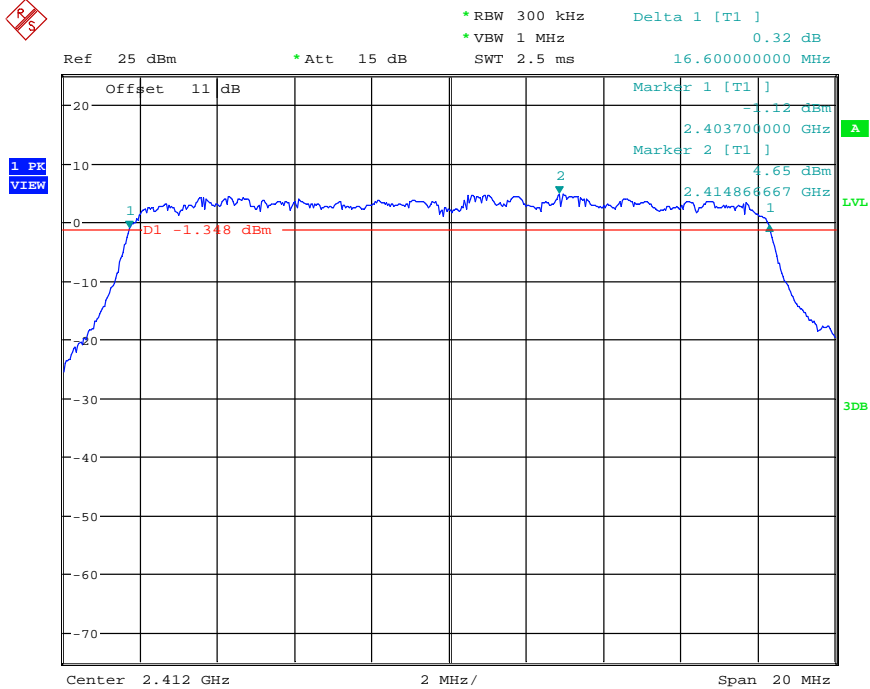
6DB BANDWIDTH 802.11B CH06
Date: 7.JUL.2013 06:59:36



6DB BANDWIDTH 802.11B CH11
Date: 7.JUL.2013 07:00:29

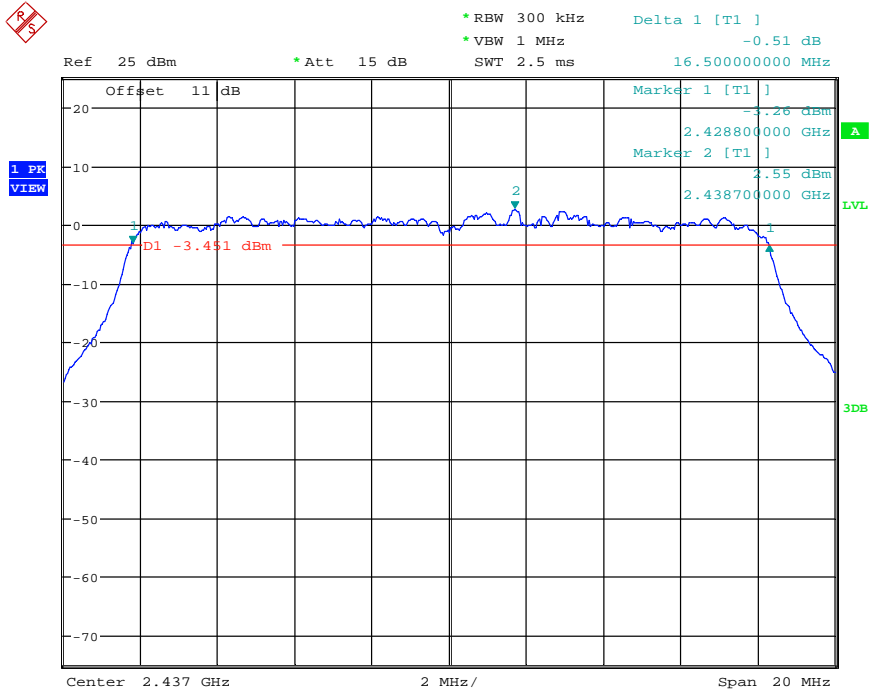


Registration number: W6M21307-13349-FCC
FCC ID: Q7A66000W00




6DB BANDWIDTH 802.11G CH01

Date: 7.JUL.2013 07:01:19

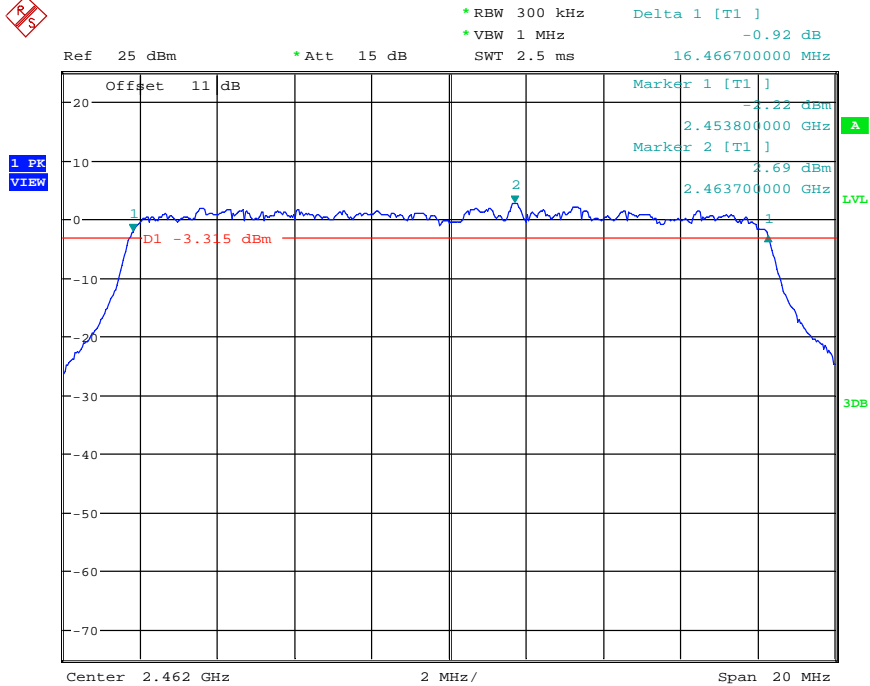


6DB BANDWIDTH 802.11G CH06

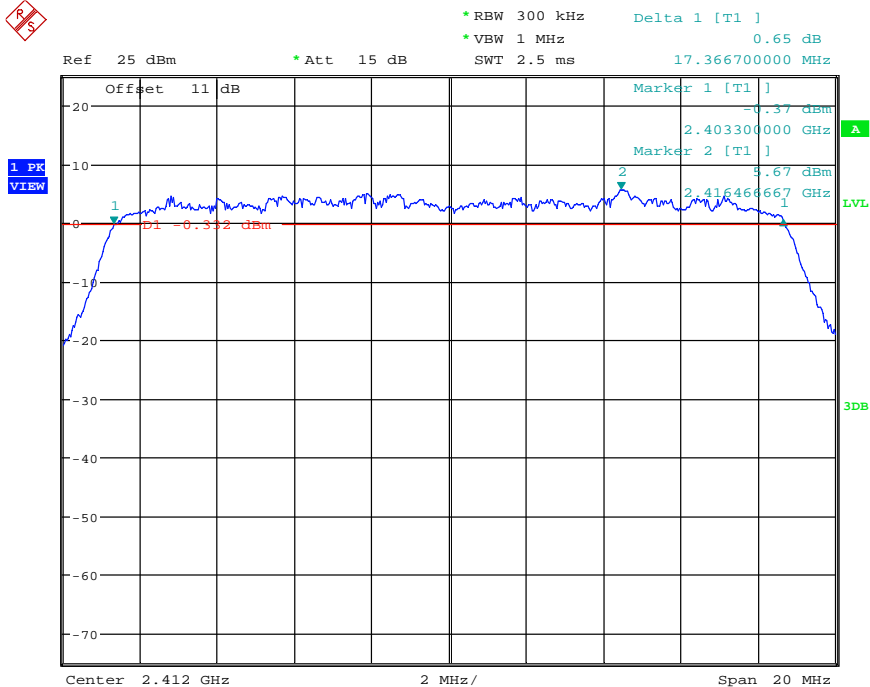
Date: 7.JUL.2013 07:02:05




Registration number: W6M21307-13349-FCC
FCC ID: Q7A66000W00



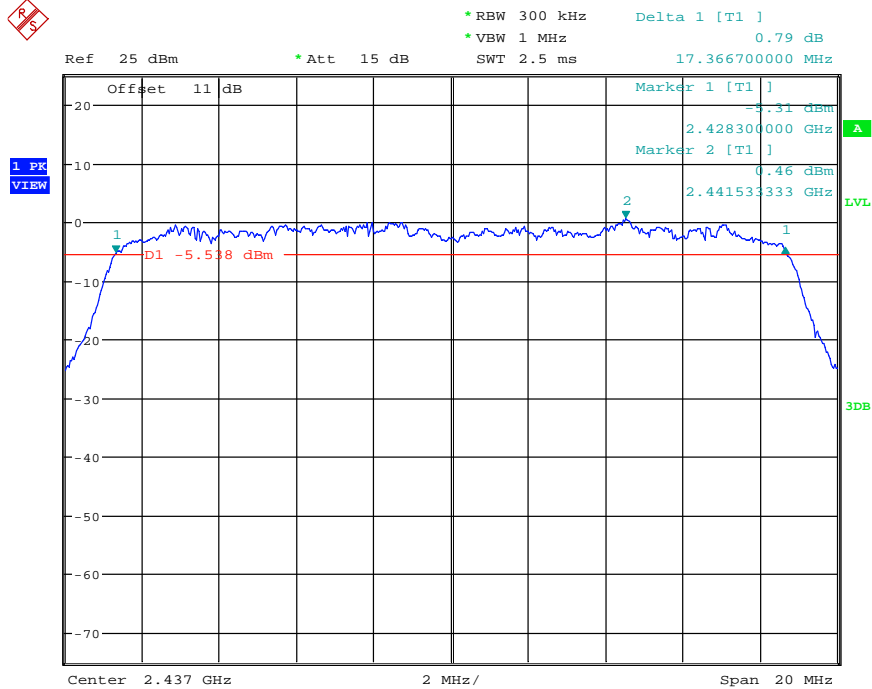
6DB BANDWIDTH 802.11G CH11
Date: 7.JUL.2013 07:07:45



6DB BANDWIDTH 802.11N 20MHZ CH01
Date: 7.JUL.2013 07:08:34

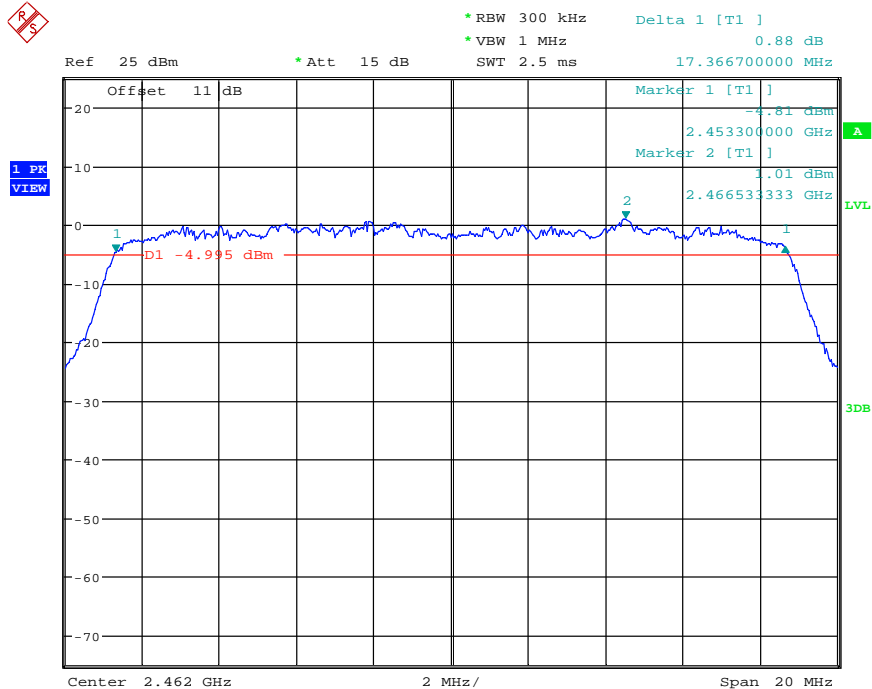


Registration number: W6M21307-13349-FCC
FCC ID: Q7A66000W00




6DB BANDWIDTH 802.11N 20MHZ CH06

Date: 7.JUL.2013 07:10:07

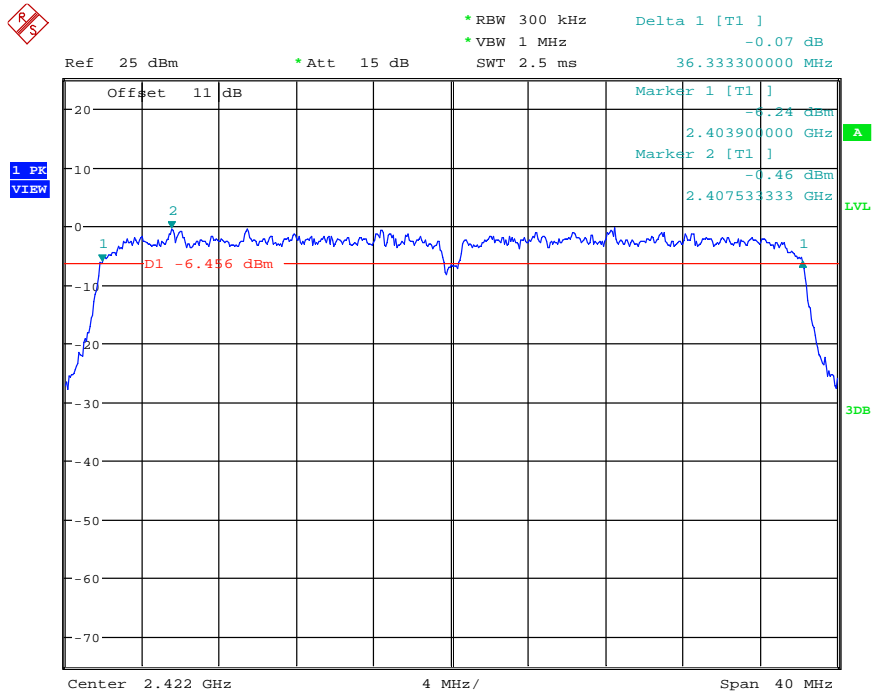


6DB BANDWIDTH 802.11N 20MHZ CH11

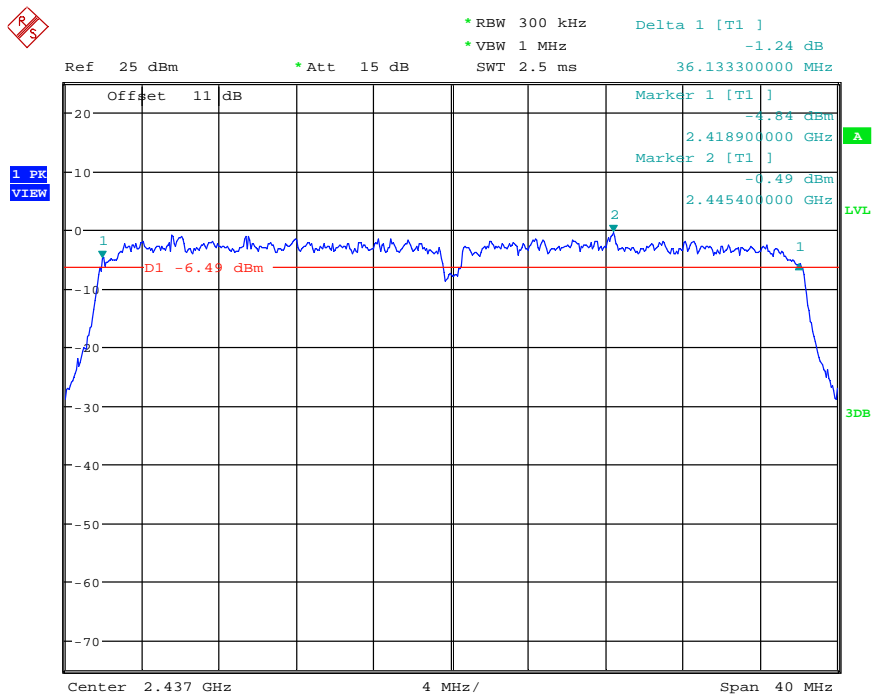
Date: 7.JUL.2013 07:15:18



Registration number: W6M21307-13349-FCC
FCC ID: Q7A66000W00



6DB BANDWIDTH 802.11N 40MHZ CH01
Date: 7.JUL.2013 07:17:55

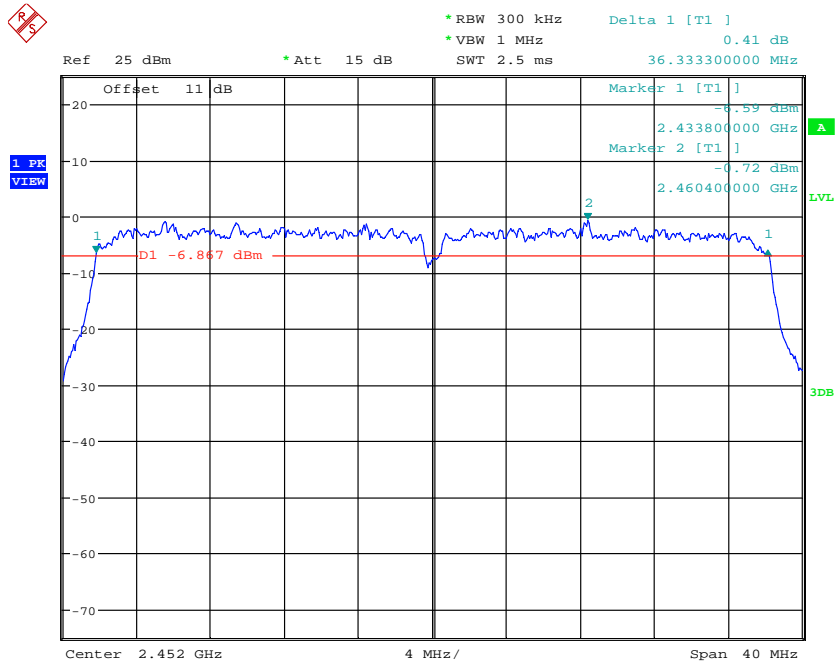


6DB BANDWIDTH 802.11N 40MHZ CH04
Date: 7.JUL.2013 07:23:25



Worldwide Testing Services(Taiwan) Co., Ltd.

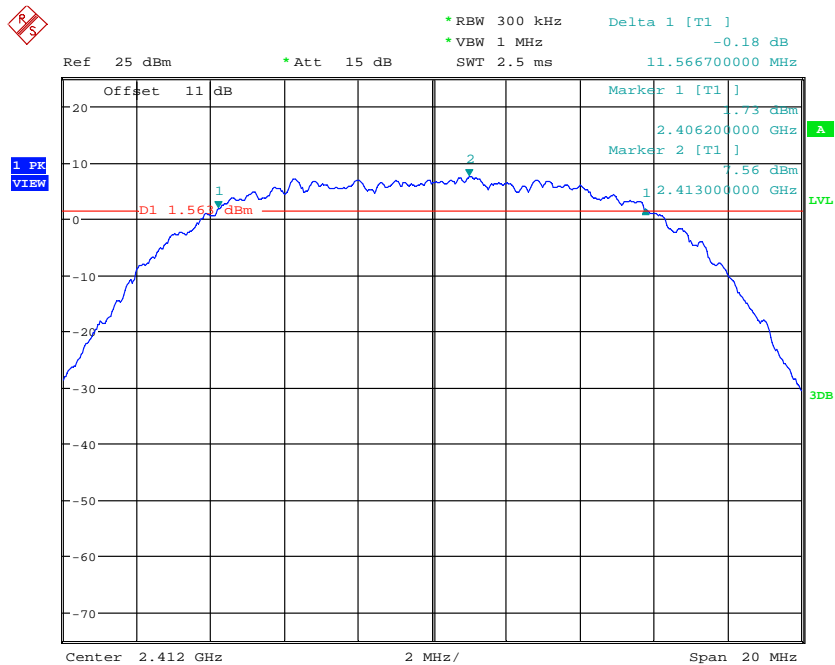
Registration number: W6M21307-13349-FCC
FCC ID: Q7A66000W00



6DB BANDWIDTH 802.11N 40MHZ CH07


Date: 7.JUL.2013 07:24:47

ANT B
WLAN



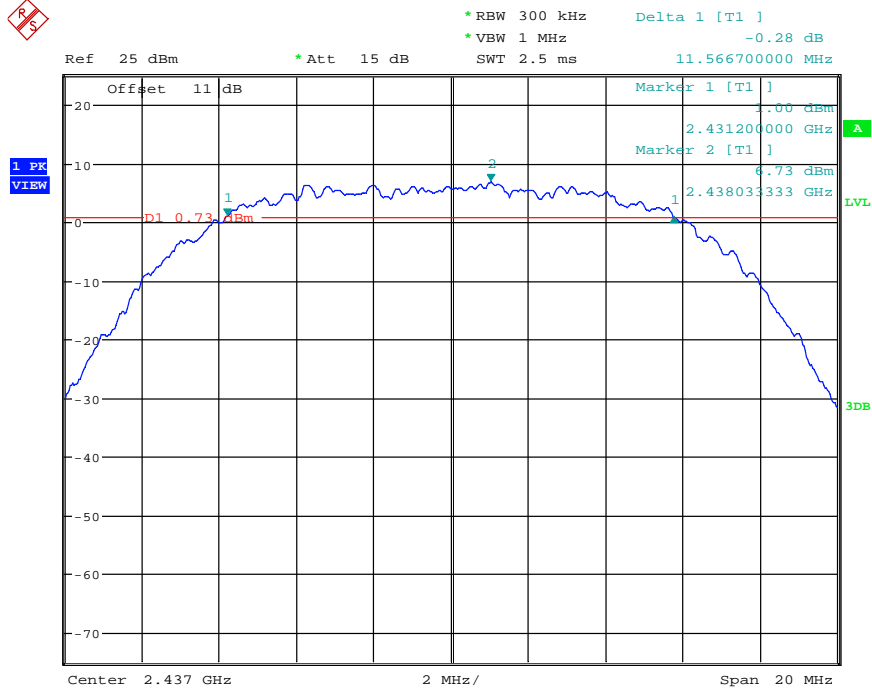
6DB BANDWIDTH 802.11B CH01

Date: 7.JUL.2013 07:30:59



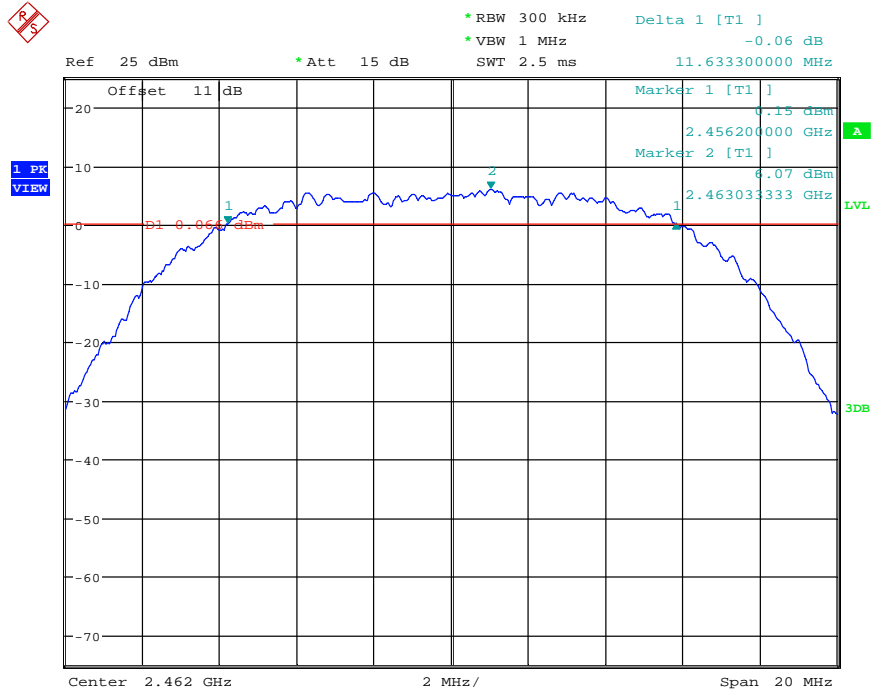
Worldwide Testing Services(Taiwan) Co., Ltd.

Registration number: W6M21307-13349-FCC
FCC ID: Q7A66000W00



6DB BANDWIDTH 802.11B CH06

Date: 7.JUL.2013 07:31:43



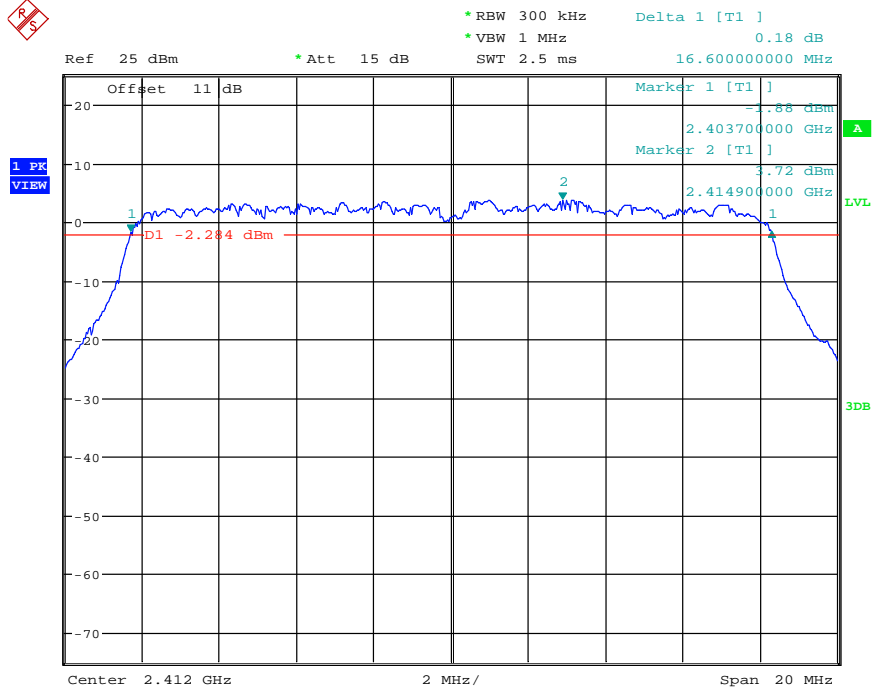
6DB BANDWIDTH 802.11B CH11

Date: 7.JUL.2013 07:36:04

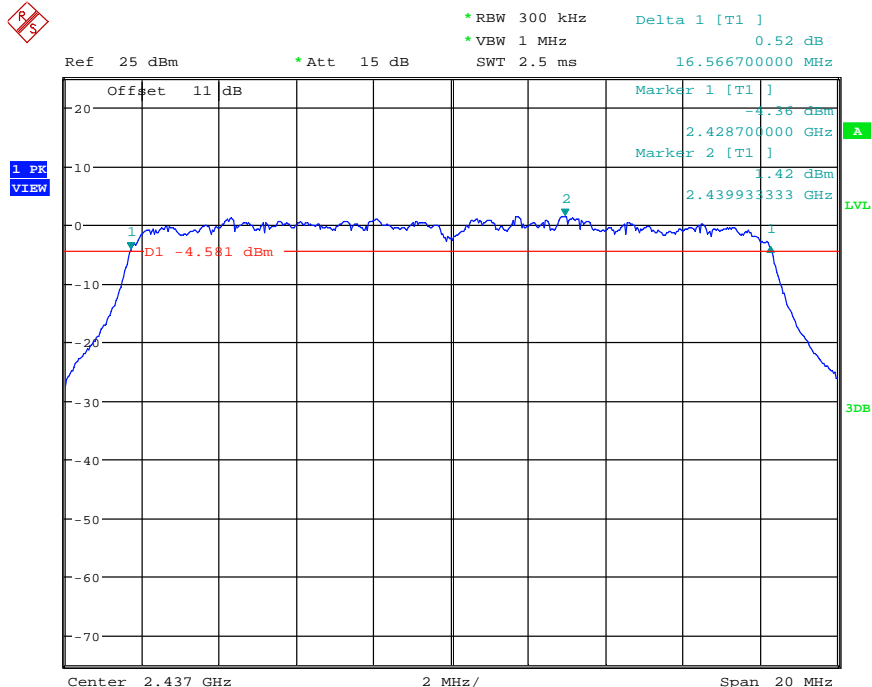


Worldwide Testing Services(Taiwan) Co., Ltd.


Registration number: W6M21307-13349-FCC
FCC ID: Q7A66000W00



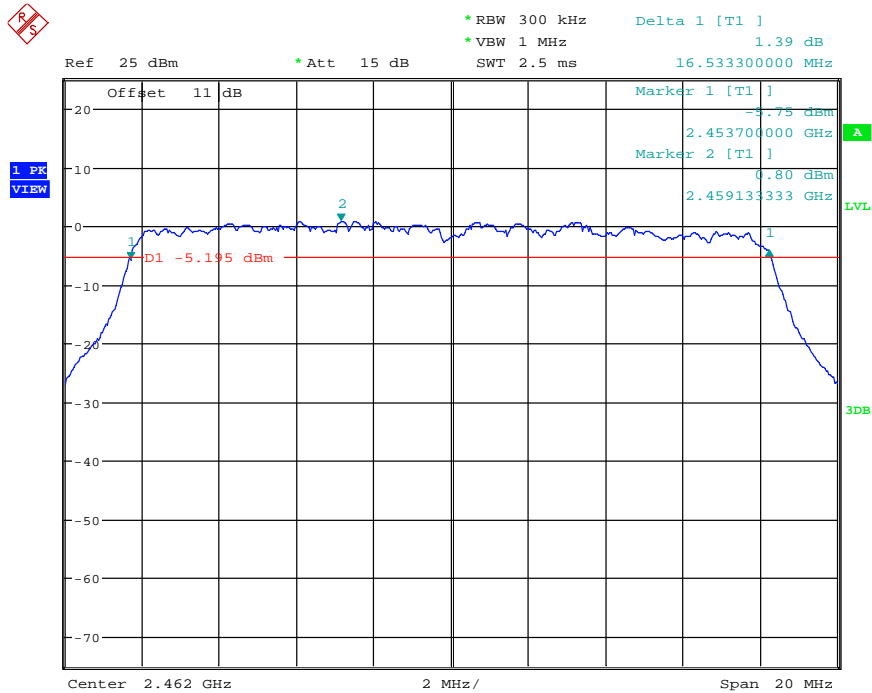
6DB BANDWIDTH 802.11G CH01
Date: 7.JUL.2013 07:37:09



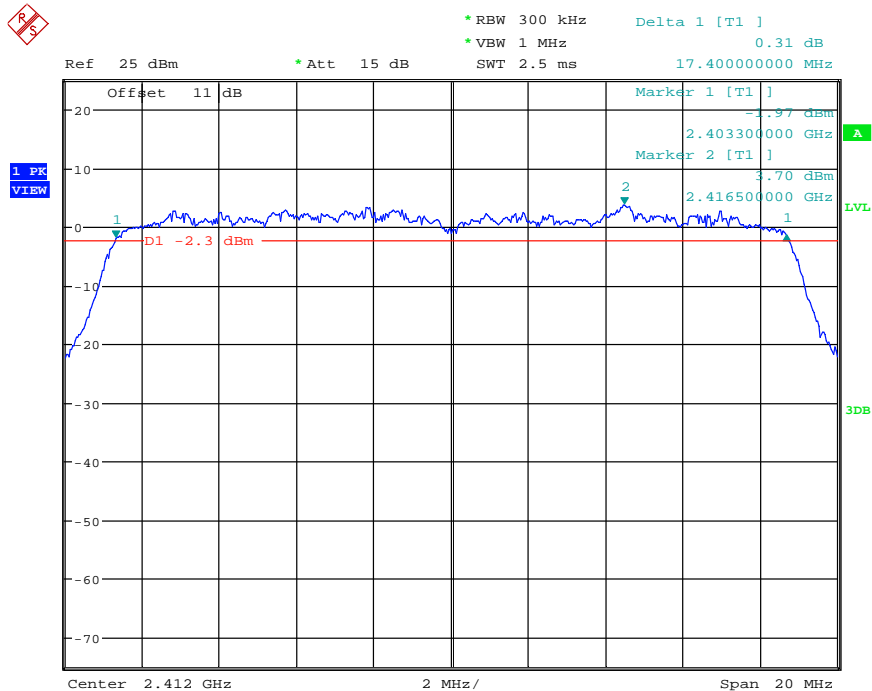
6DB BANDWIDTH 802.11G CH06
Date: 7.JUL.2013 07:37:59




Registration number: W6M21307-13349-FCC
FCC ID: Q7A66000W00



6DB BANDWIDTH 802.11G CH11
Date: 7.JUL.2013 07:38:33

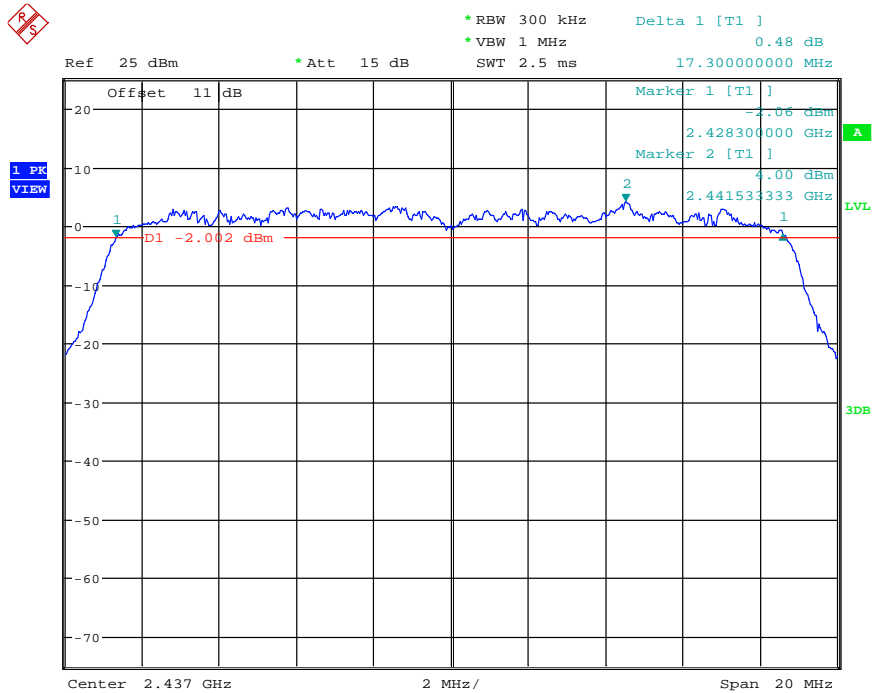


6DB BANDWIDTH 802.11N 20MHZ CH01
Date: 7.JUL.2013 07:39:23

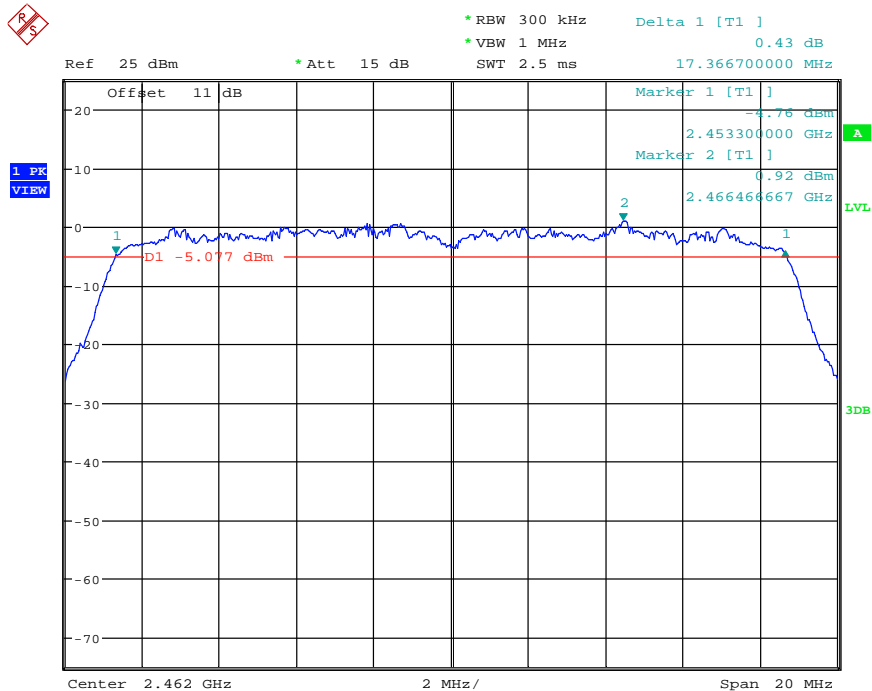


Worldwide Testing Services(Taiwan) Co., Ltd.


Registration number: W6M21307-13349-FCC
FCC ID: Q7A66000W00



6DB BANDWIDTH 802.11N 20MHZ CH06
Date: 7.JUL.2013 08:02:05

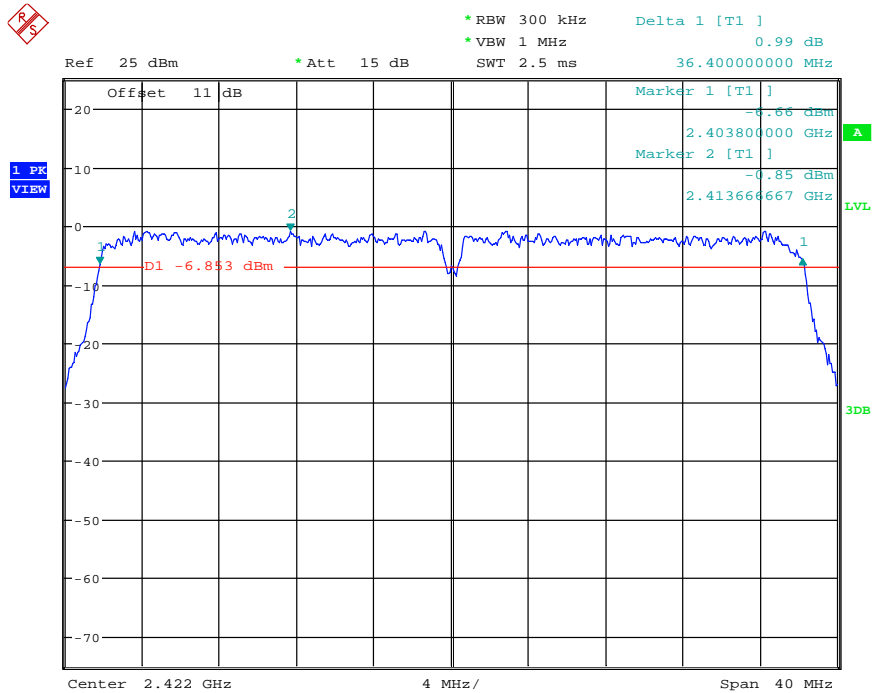


6DB BANDWIDTH 802.11N 20MHZ CH11
Date: 7.JUL.2013 07:52:21

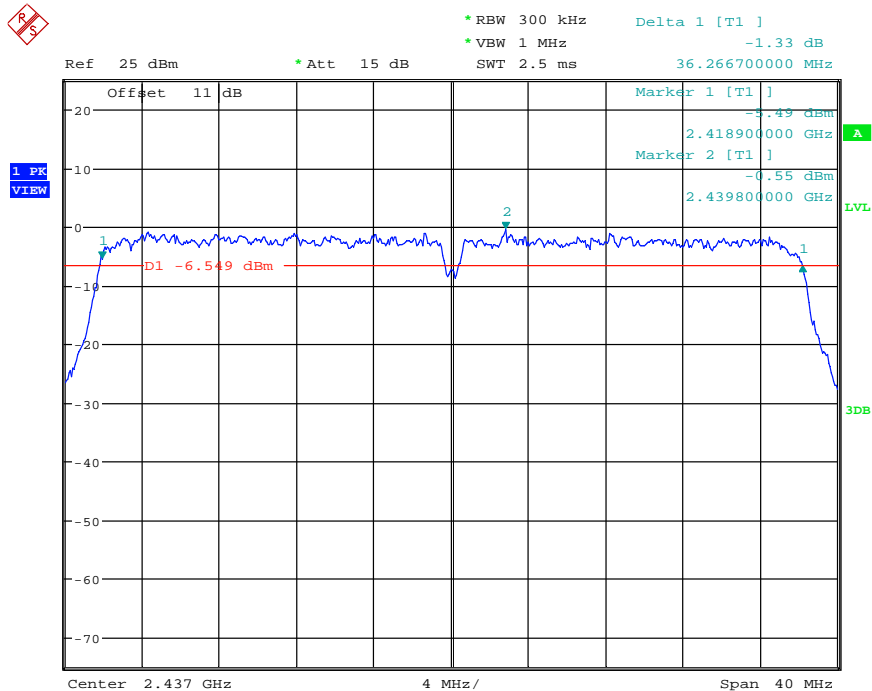


Worldwide Testing Services(Taiwan) Co., Ltd.

Registration number: W6M21307-13349-FCC
FCC ID: Q7A66000W00



6DB BANDWIDTH 802.11N 40MHZ CH01
Date: 7.JUL.2013 07:56:56

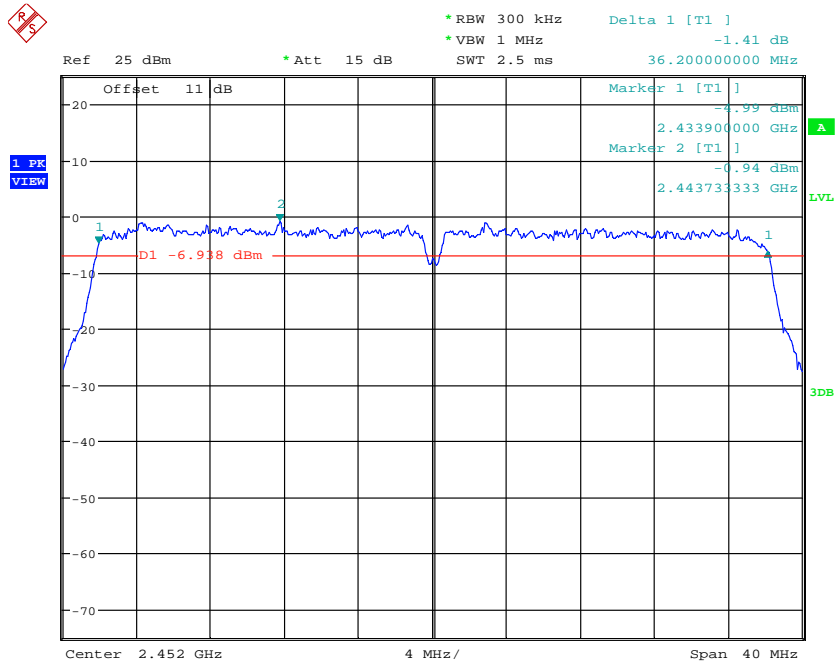


6DB BANDWIDTH 802.11N 40MHZ CH04
Date: 7.JUL.2013 07:57:51



Worldwide Testing Services(Taiwan) Co., Ltd.

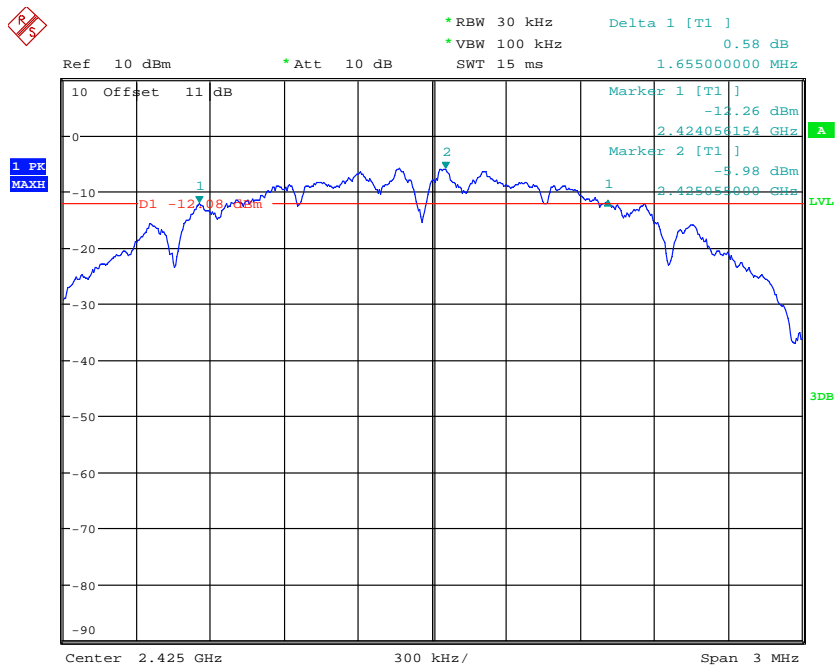
Registration number: W6M21307-13349-FCC
FCC ID: Q7A66000W00



6DB BANDWIDTH 802.11N 40MHZ CH07


Date: 7.JUL.2013 07:58:39

Zigbee



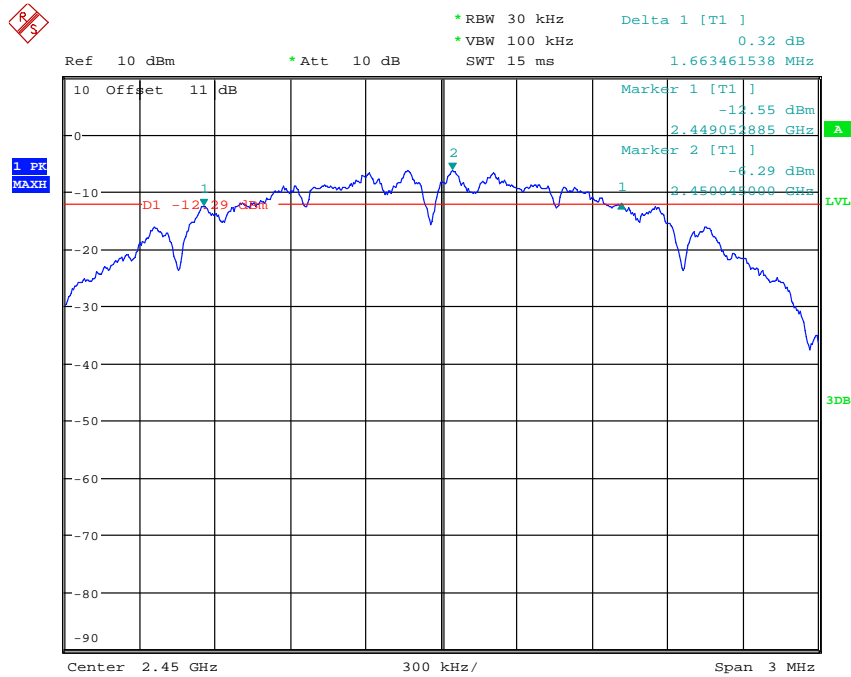
6DB BANDWIDTH CH15

Date: 7.JUL.2013 09:02:27

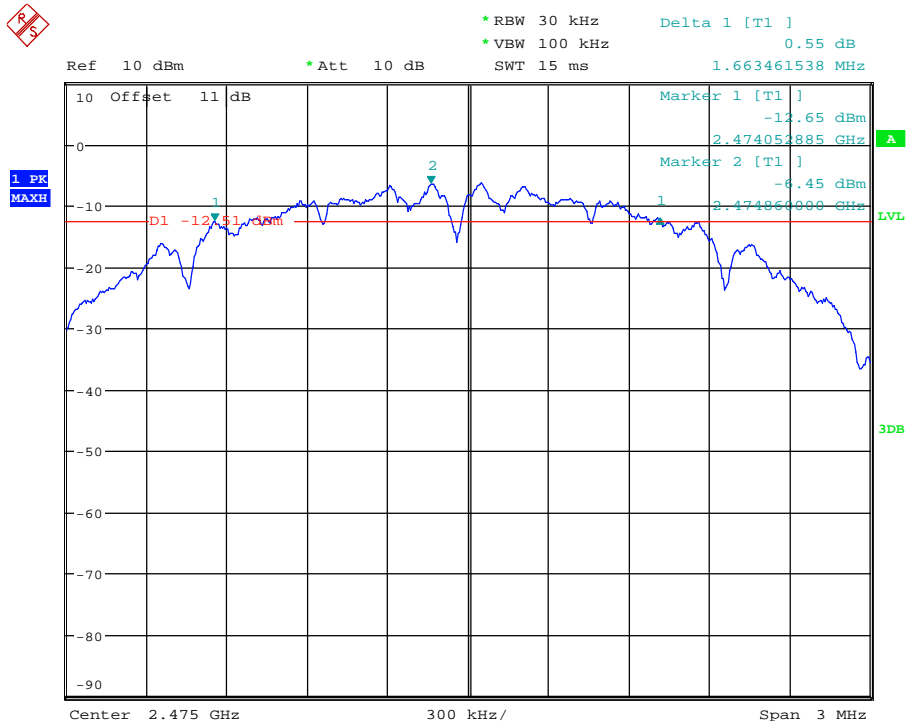


Worldwide Testing Services(Taiwan) Co., Ltd.

Registration number: W6M21307-13349-FCC
FCC ID: Q7A66000W00



6DB BANDWIDTH CH20
Date: 7.JUL.2013 08:48:43



6DB BANDWIDTH CH25
Date: 7.JUL.2013 08:47:47



Registration number: W6M21307-13349-FCC
FCC ID: Q7A66000W00

Limits:

Frequency Range MHz	Limits
902-928	min 500 kHz
2400-2483.5	min 500 kHz
5725-5850	min 500 kHz

Test equipment used: ETSTW-RE 055, ETSTW-RE 050.



Registration number: W6M21307-13349-FCC

FCC ID: Q7A66000W00

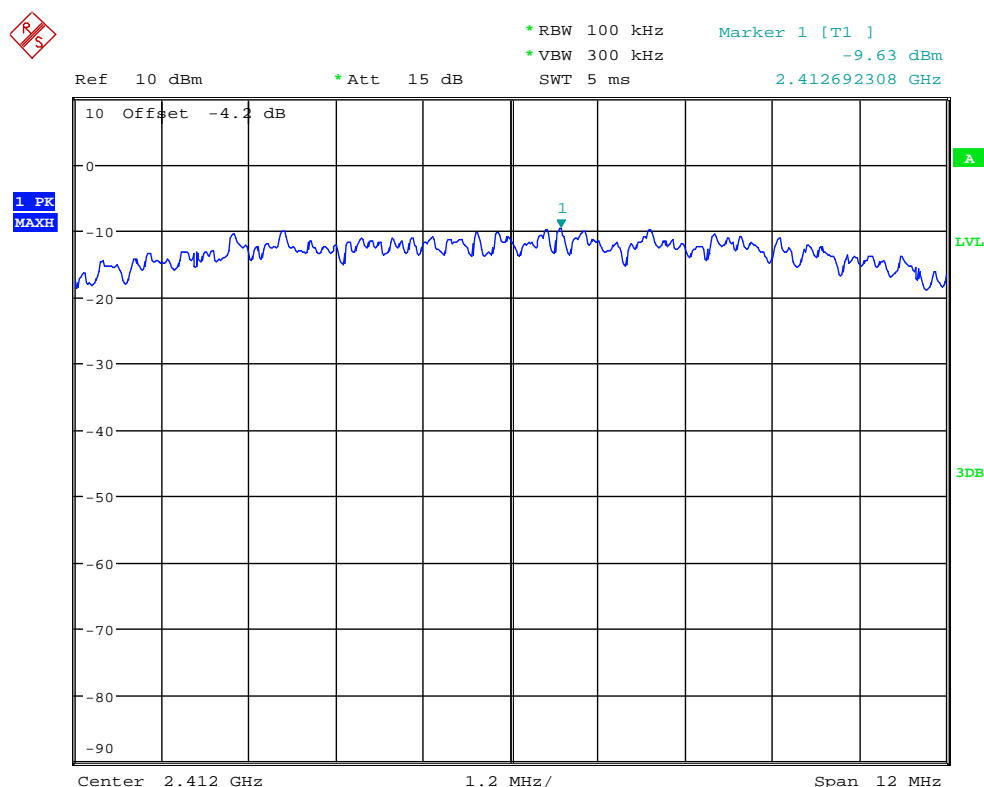
3.8 Peak Power Spectral Density

Peak Power Spectral density is a measured at low, middle and high channel.

The peak output power is measured with a measurement bandwidth of 10 MHz and displayed on diagram together with Peak Power Spectral Density result which was measured with a bandwidth of 3 kHz, appreciate frequency span and sweep time.

ANT A

WLAN



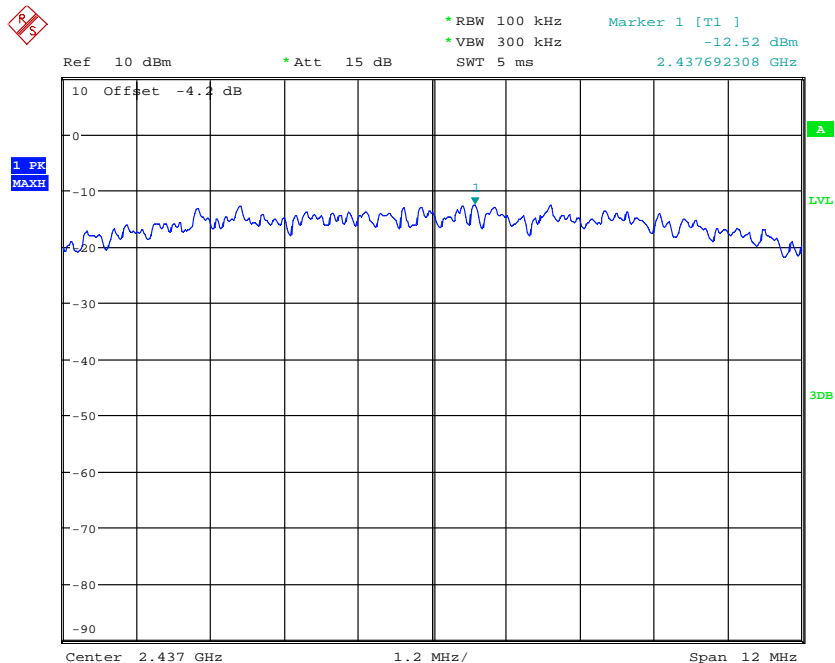
POWER DENSITY 802.11B CH01

Date: 7.JUL.2013 06:50:16



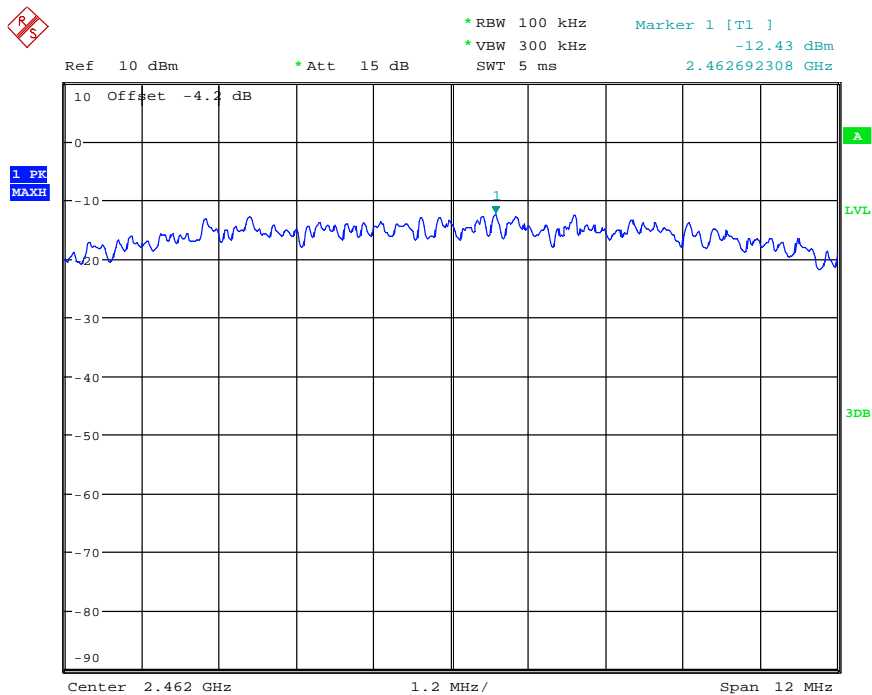
Registration number: W6M21307-13349-FCC

FCC ID: Q7A66000W00




POWER DENSITY 802.11B CH06

Date: 7.JUL.2013 06:59:43



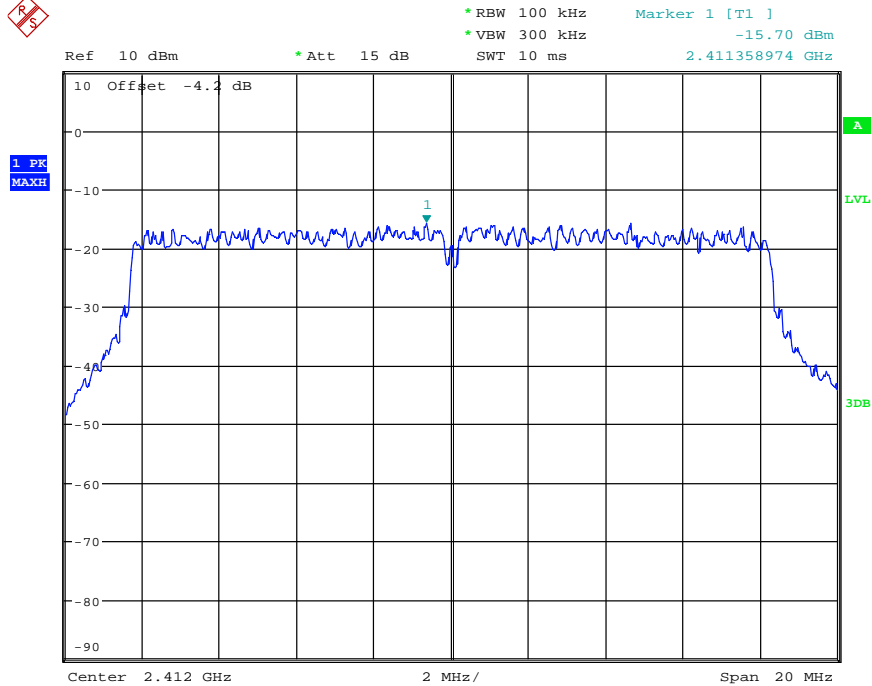
POWER DENSITY 802.11B CH11

Date: 7.JUL.2013 07:00:35

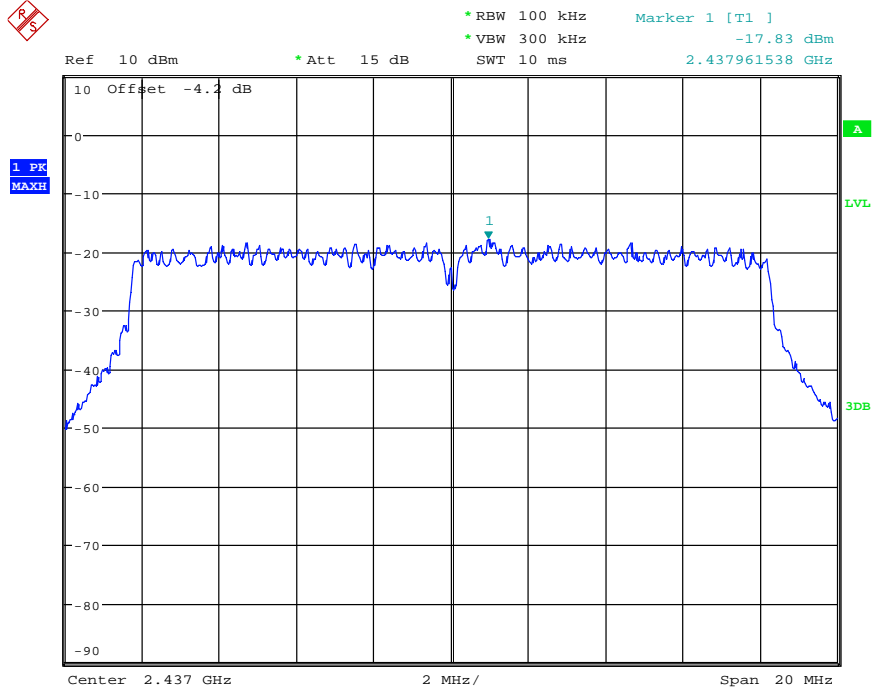


Worldwide Testing Services(Taiwan) Co., Ltd.


Registration number: W6M21307-13349-FCC
FCC ID: Q7A66000W00



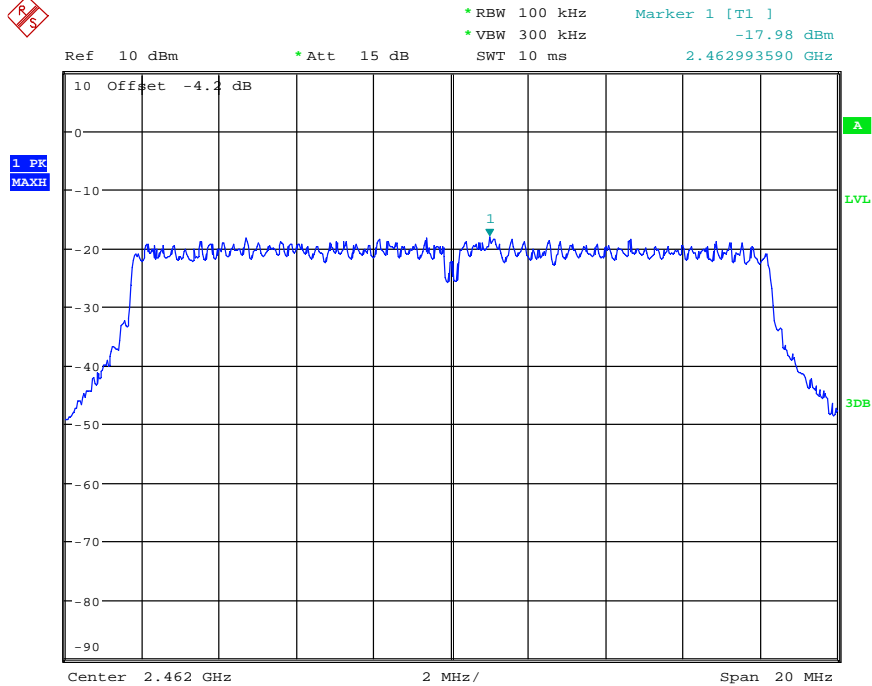
POWER DENSITY 802.11G CH01
Date: 7.JUL.2013 07:01:25



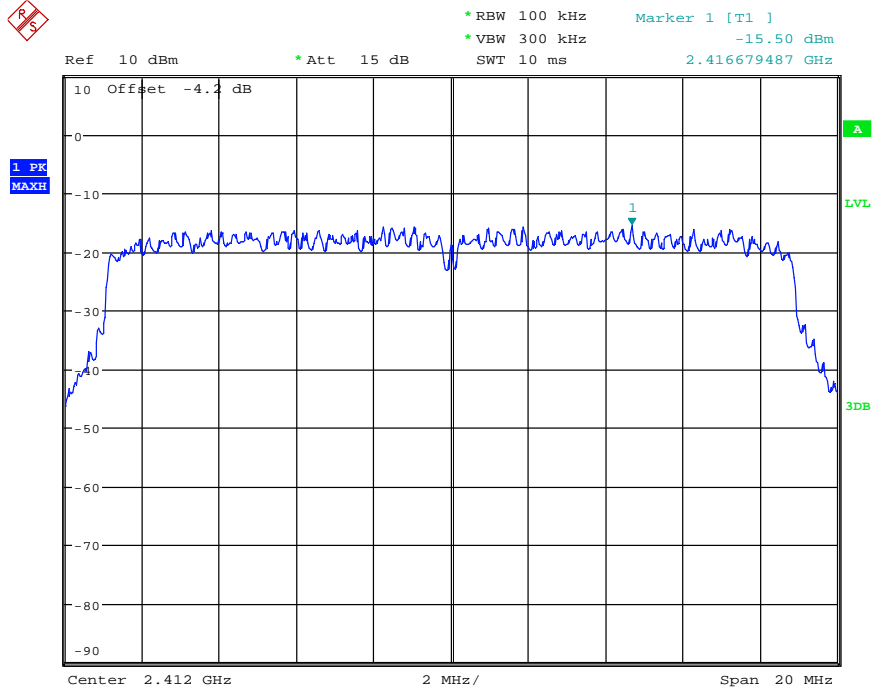
POWER DENSITY 802.11G CH06
Date: 7.JUL.2013 07:02:11




Registration number: W6M21307-13349-FCC
FCC ID: Q7A66000W00



POWER DENSITY 802.11G CH11
Date: 7.JUL.2013 07:07:51

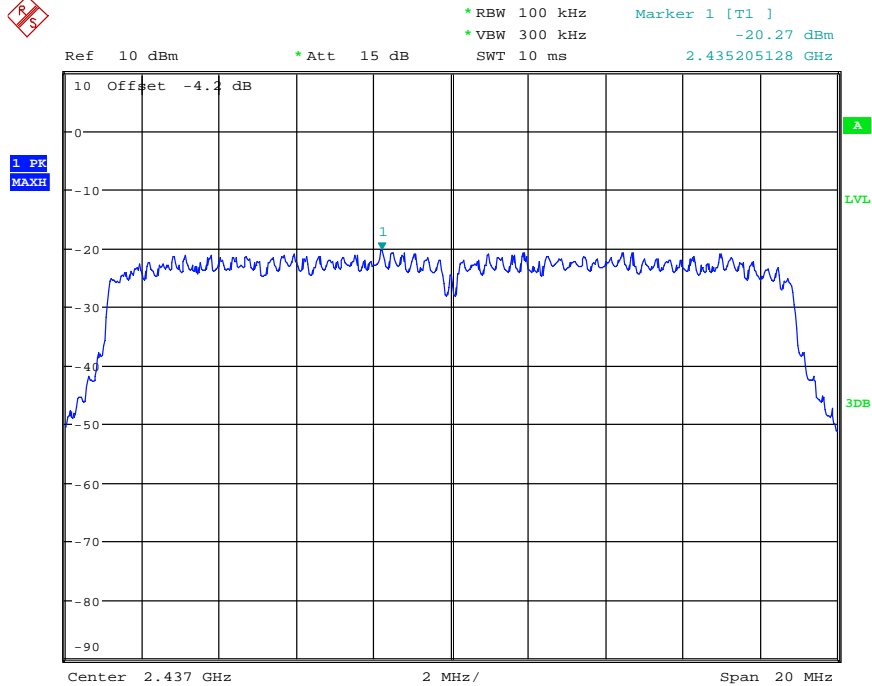


POWER DENSITY 802.11N 20MHZ CH01
Date: 7.JUL.2013 07:08:40

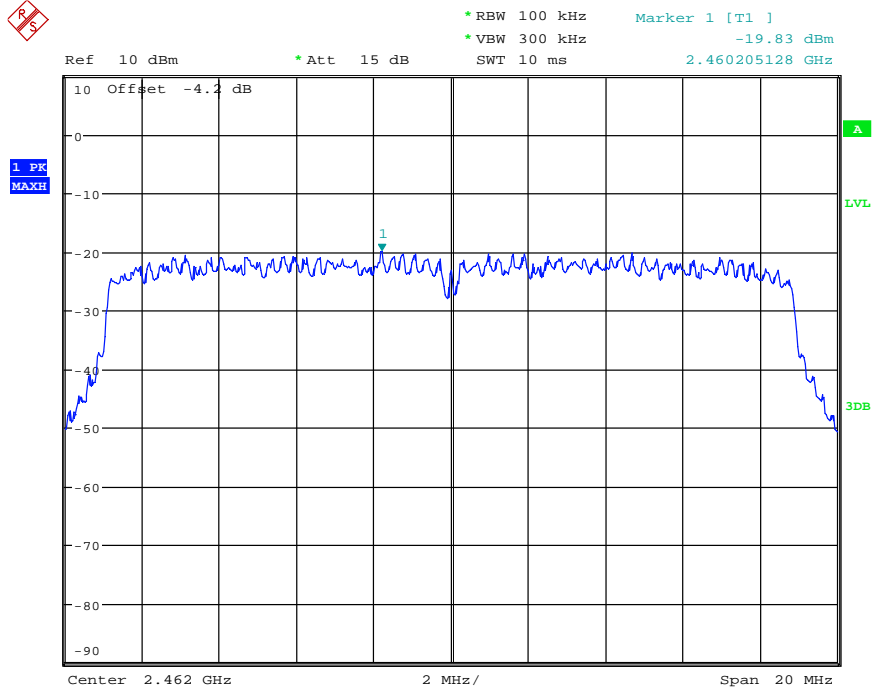


Worldwide Testing Services(Taiwan) Co., Ltd.


Registration number: W6M21307-13349-FCC
FCC ID: Q7A66000W00



POWER DENSITY 802.11N 20MHZ CH06
Date: 7.JUL.2013 07:10:14

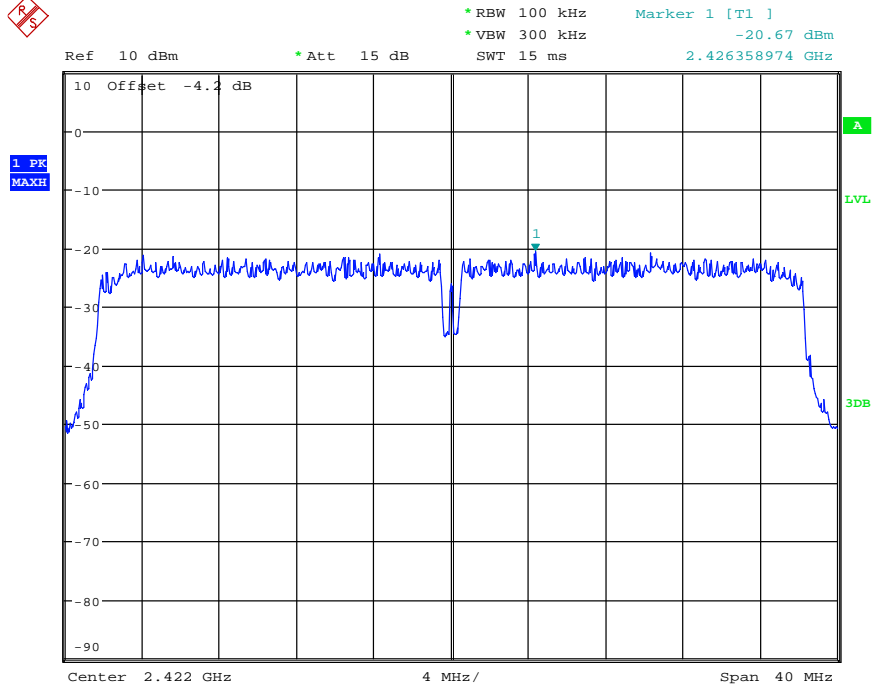


POWER DENSITY 802.11N 20MHZ CH11
Date: 7.JUL.2013 07:15:24

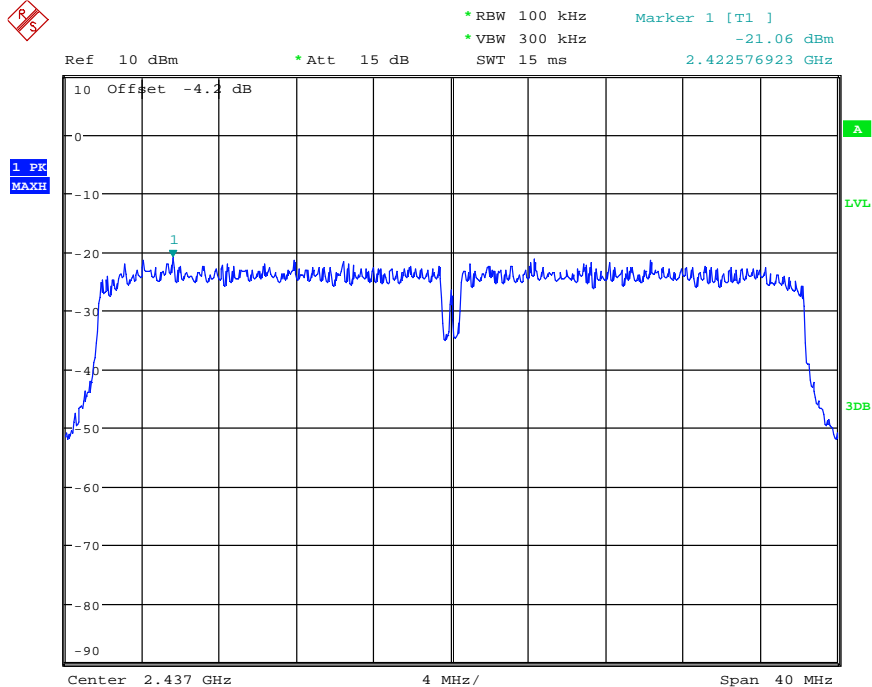


Worldwide Testing Services(Taiwan) Co., Ltd.


Registration number: W6M21307-13349-FCC
FCC ID: Q7A66000W00



POWER DENSITY 802.11N 40MHZ CH01
Date: 7.JUL.2013 07:18:01

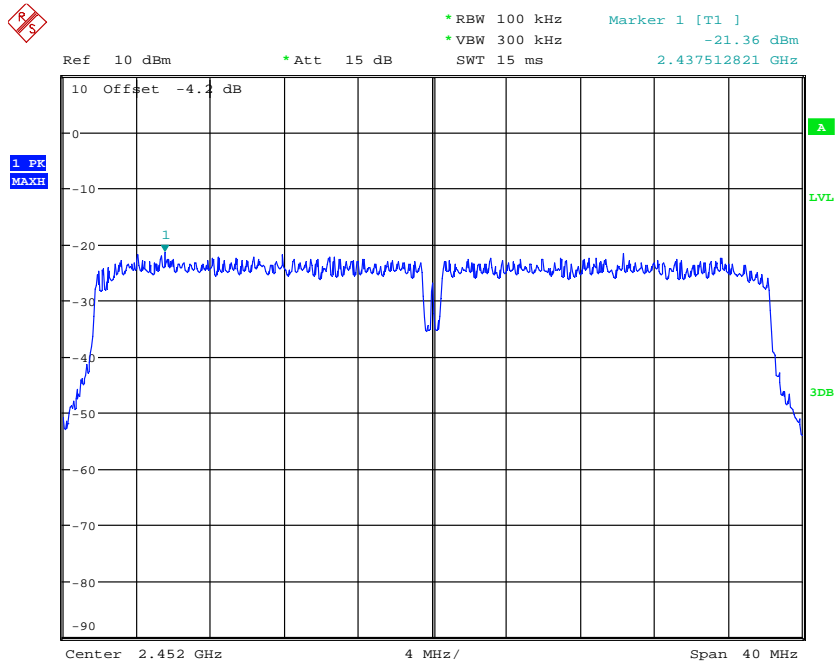


POWER DENSITY 802.11N 40MHZ CH04
Date: 7.JUL.2013 07:23:31



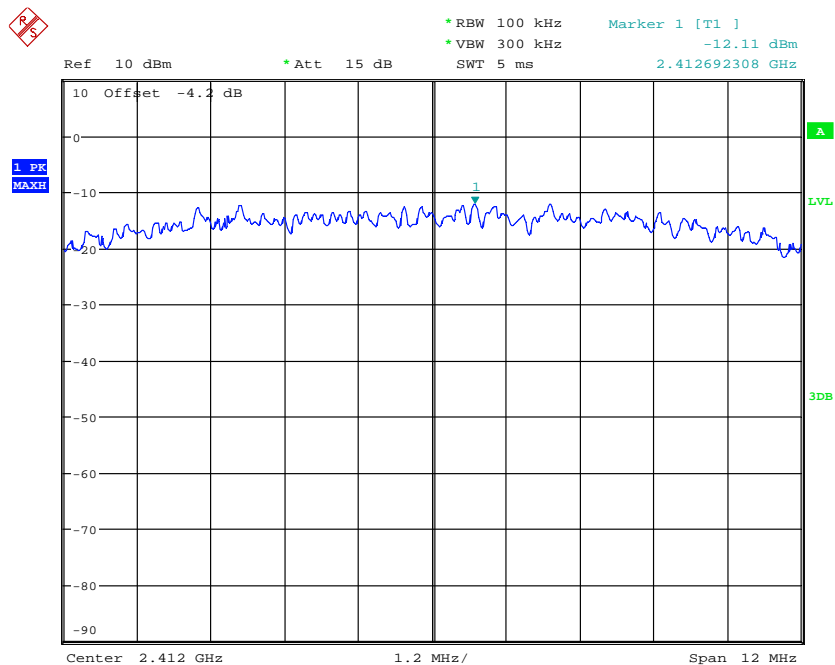
Worldwide Testing Services(Taiwan) Co., Ltd.

Registration number: W6M21307-13349-FCC
FCC ID: Q7A66000W00



POWER DENSITY 802.11N 40MHZ CH07
Date: 7.JUL.2013 07:24:53

ANT B WLAN

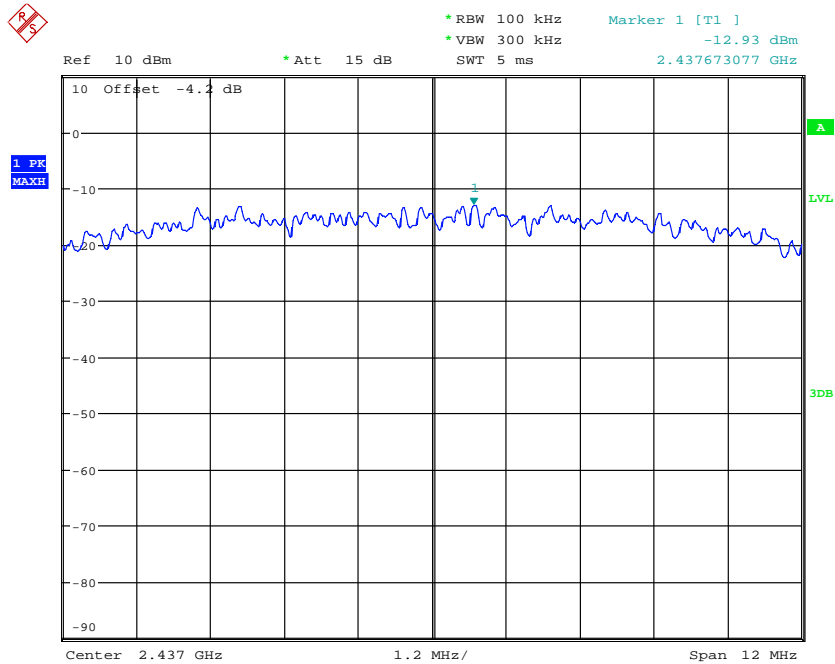


POWER DENSITY 802.11B CH01
Date: 7.JUL.2013 07:31:05

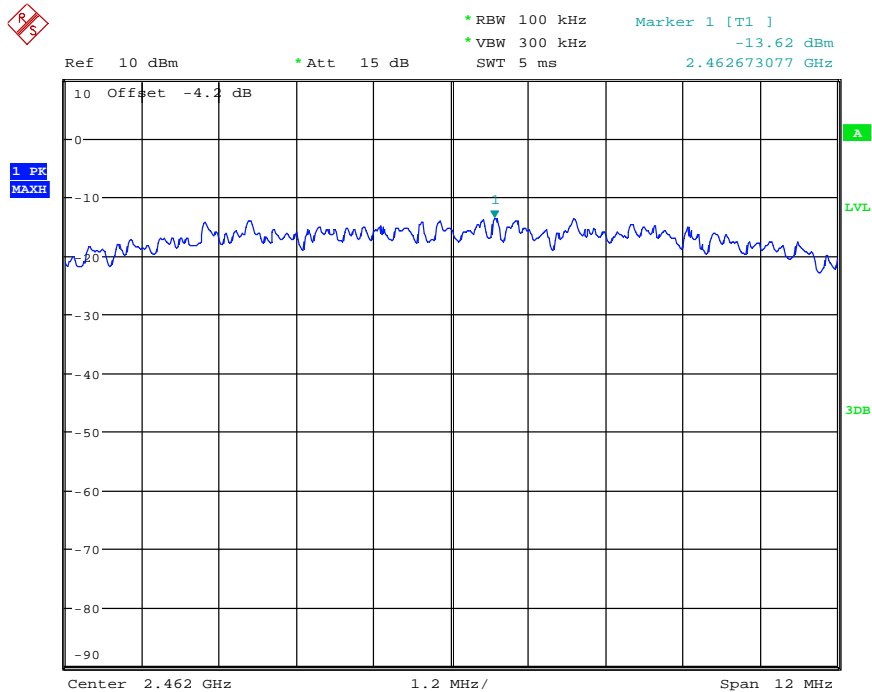


Worldwide Testing Services(Taiwan) Co., Ltd.


Registration number: W6M21307-13349-FCC
FCC ID: Q7A66000W00



POWER DENSITY 802.11B CH06
Date: 7.JUL.2013 07:31:50

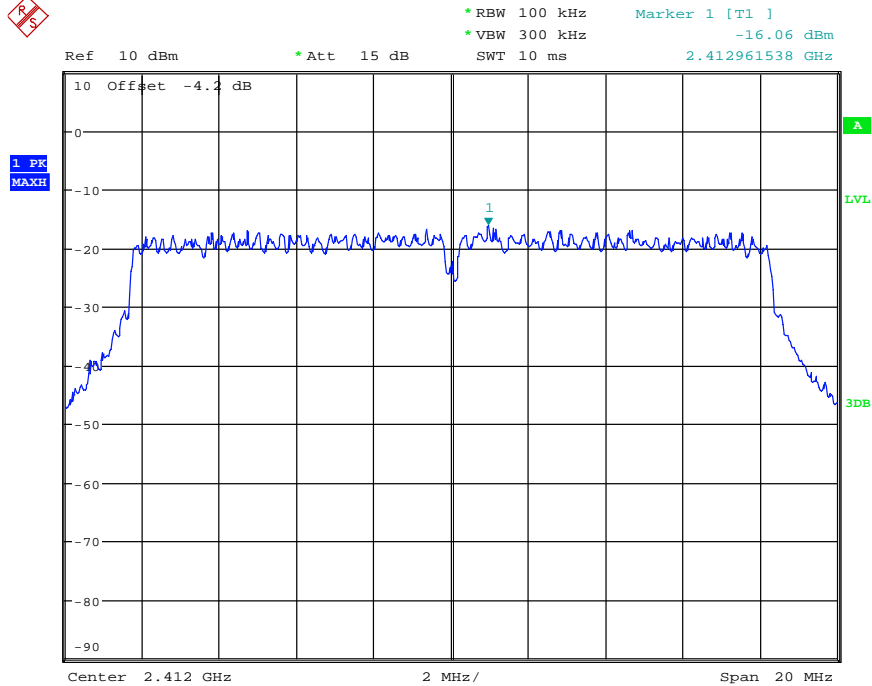


POWER DENSITY 802.11B CH11
Date: 7.JUL.2013 07:36:11

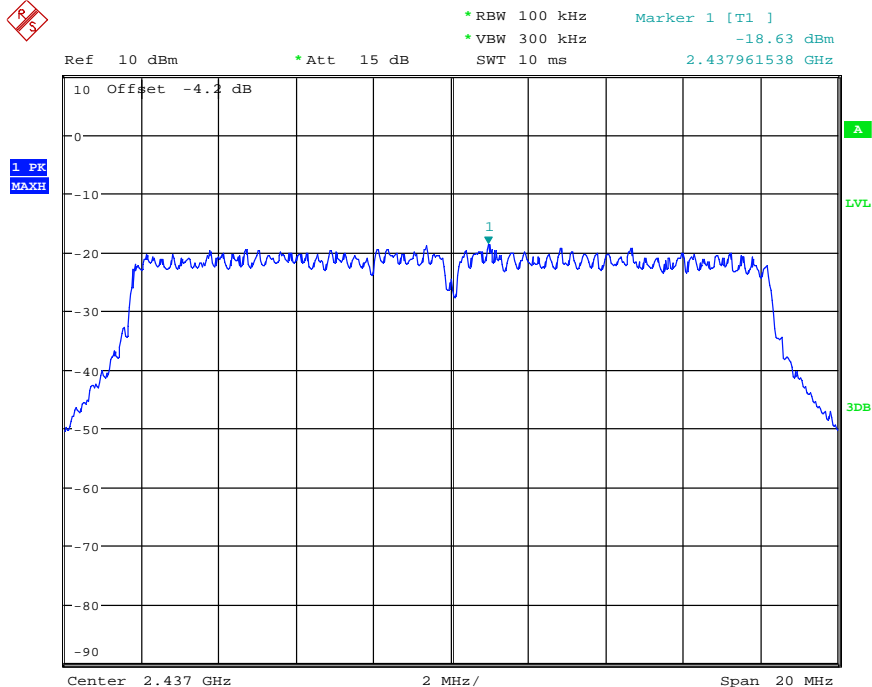


Worldwide Testing Services(Taiwan) Co., Ltd.

Registration number: W6M21307-13349-FCC
FCC ID: Q7A66000W00



POWER DENSITY 802.11G CH01
Date: 7.JUL.2013 07:37:15

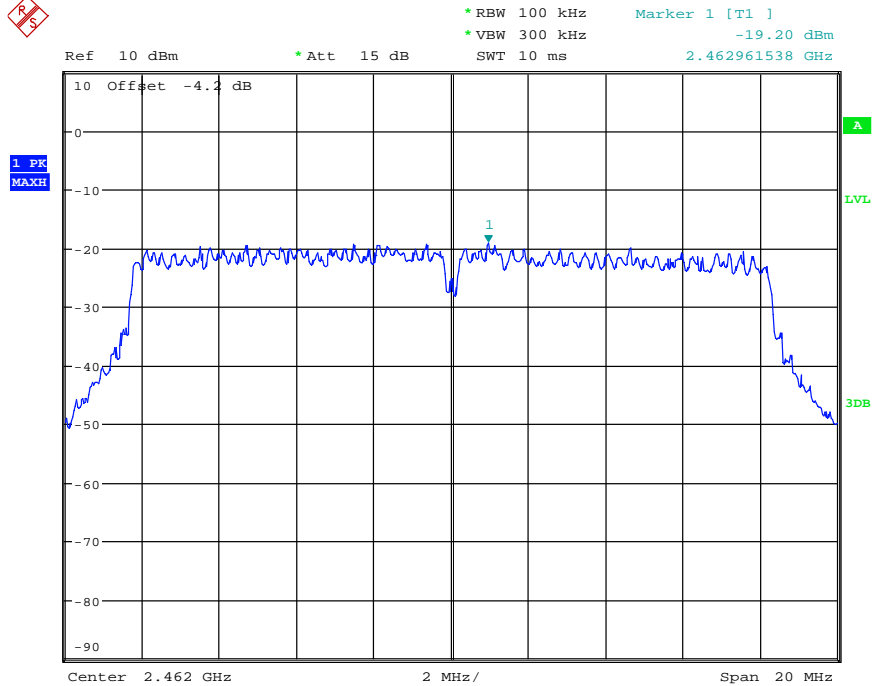


POWER DENSITY 802.11G CH06
Date: 7.JUL.2013 07:38:05

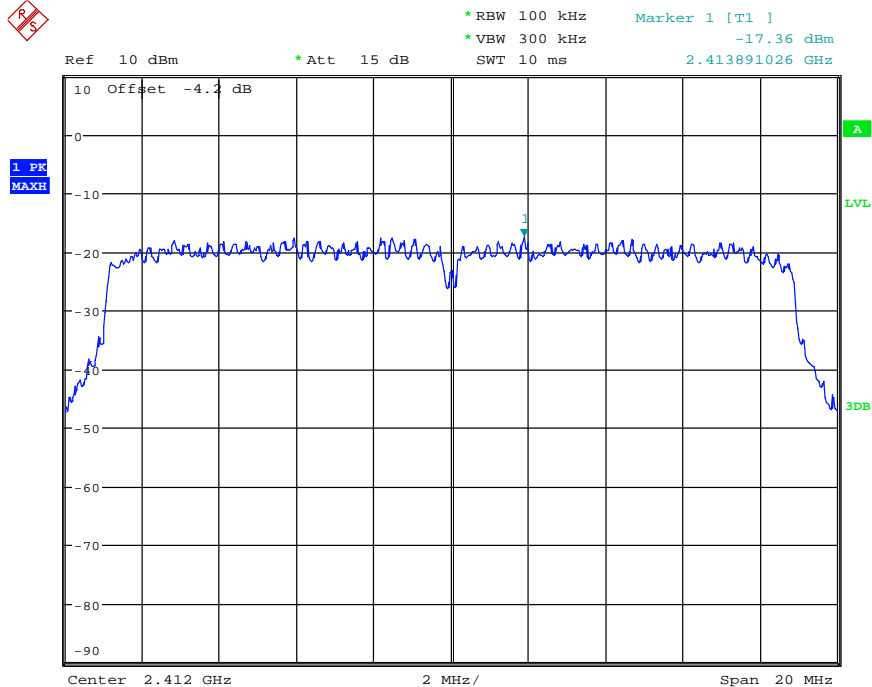


Worldwide Testing Services(Taiwan) Co., Ltd.


Registration number: W6M21307-13349-FCC
FCC ID: Q7A66000W00



POWER DENSITY 802.11G CH11
Date: 7.JUL.2013 07:38:40

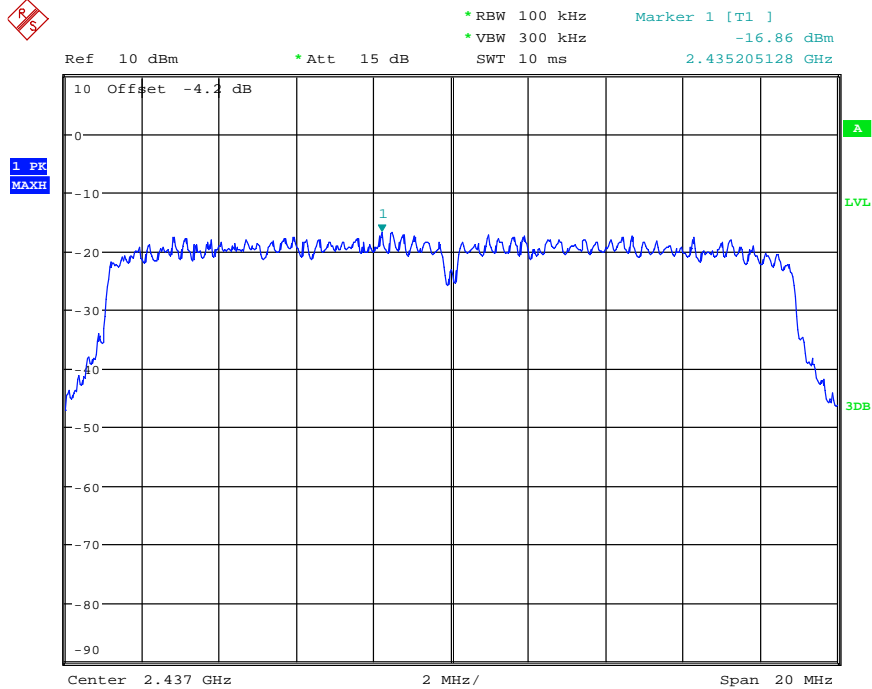


POWER DENSITY 802.11N 20MHZ CH01
Date: 7.JUL.2013 07:39:30



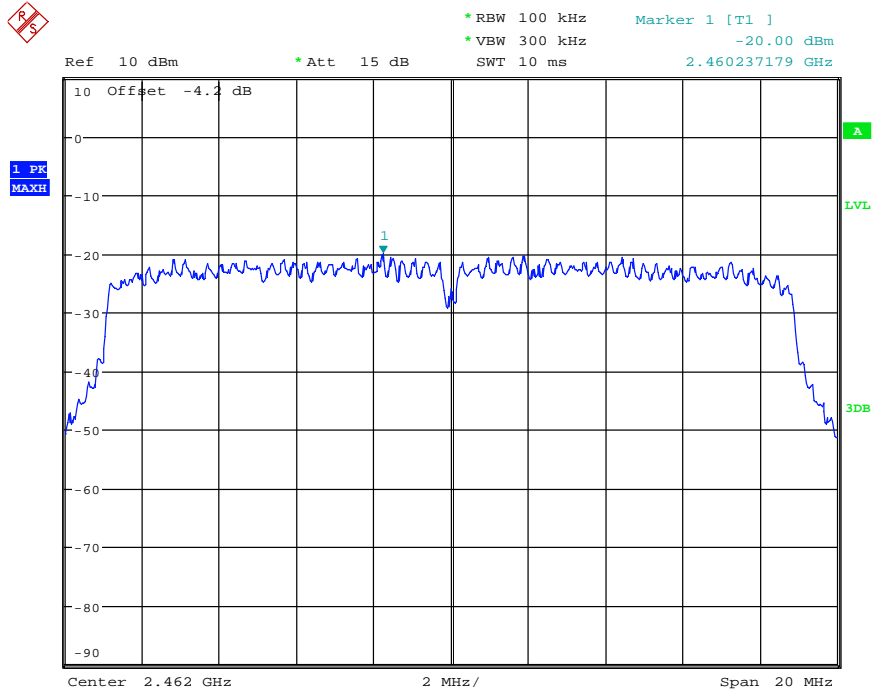
Worldwide Testing Services(Taiwan) Co., Ltd.

Registration number: W6M21307-13349-FCC
FCC ID: Q7A66000W00




POWER DENSITY 802.11N 20MHZ CH06

Date: 7.JUL.2013 08:02:11

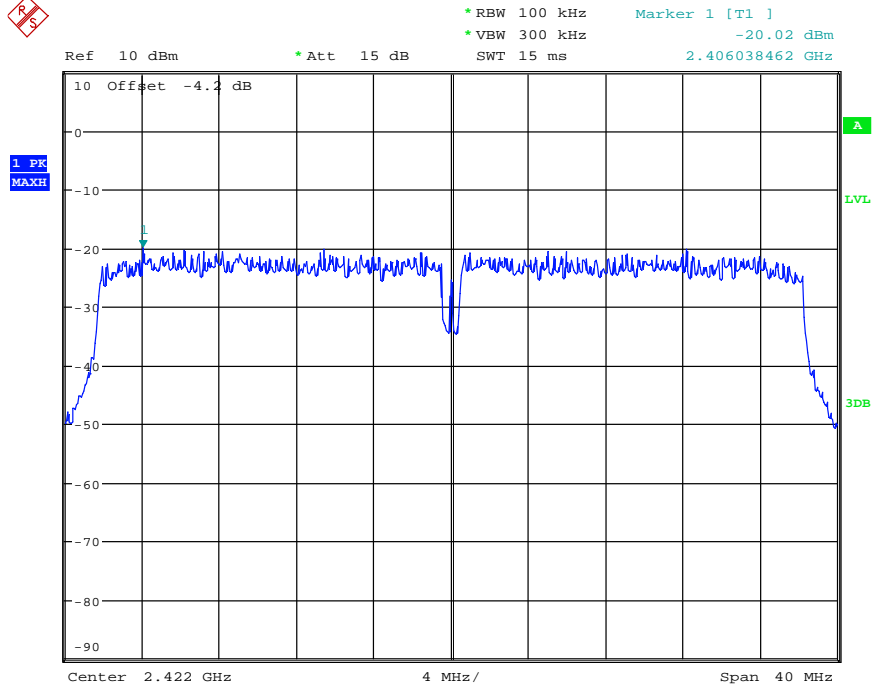


POWER DENSITY 802.11N 20MHZ CH11

Date: 7.JUL.2013 07:52:28

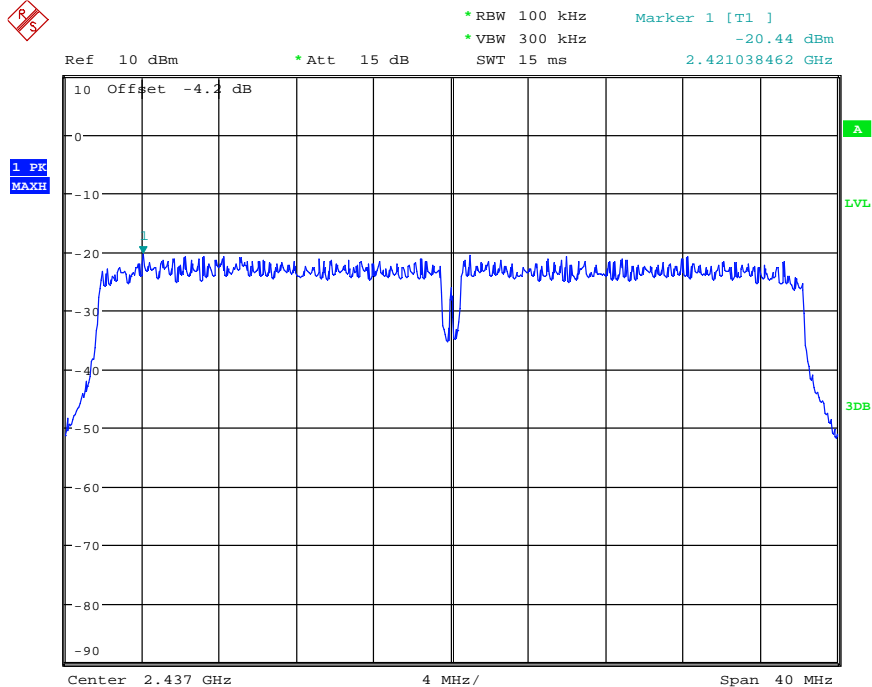


Registration number: W6M21307-13349-FCC
FCC ID: Q7A66000W00



POWER DENSITY 802.11N 40MHZ CH01

Date: 7.JUL.2013 07:57:02

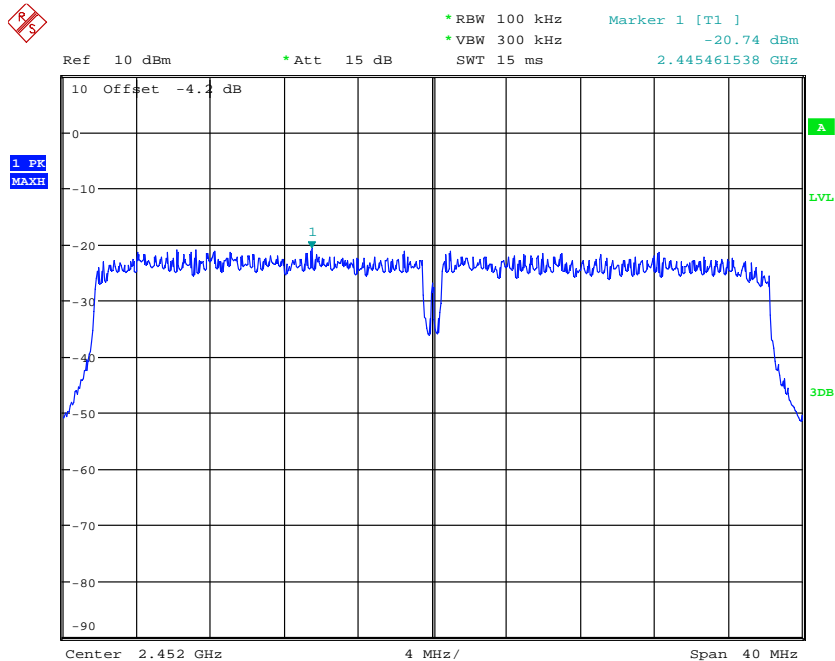


POWER DENSITY 802.11N 40MHZ CH04

Date: 7.JUL.2013 07:57:58

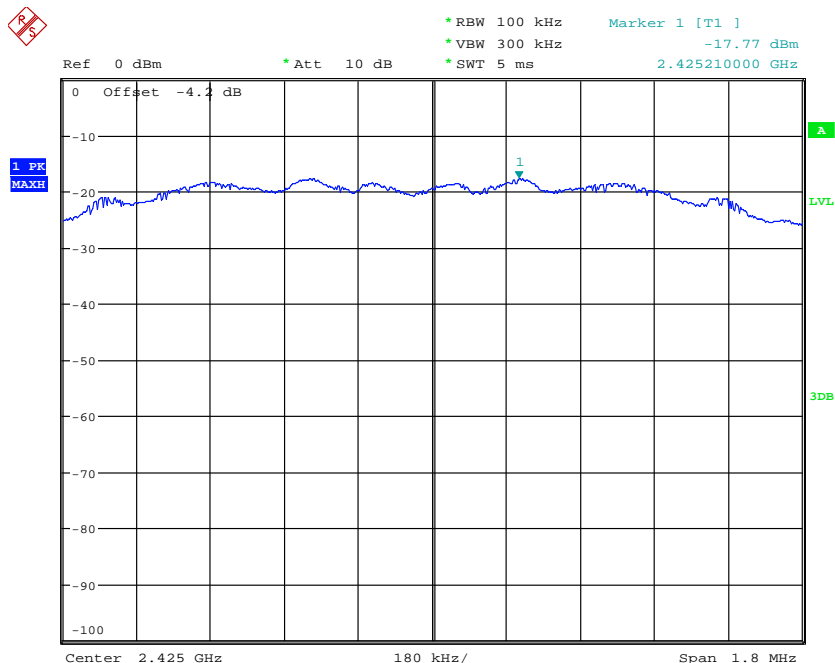


Registration number: W6M21307-13349-FCC
FCC ID: Q7A66000W00



POWER DENSITY 802.11N 40MHZ CH07
Date: 7.JUL.2013 07:58:45

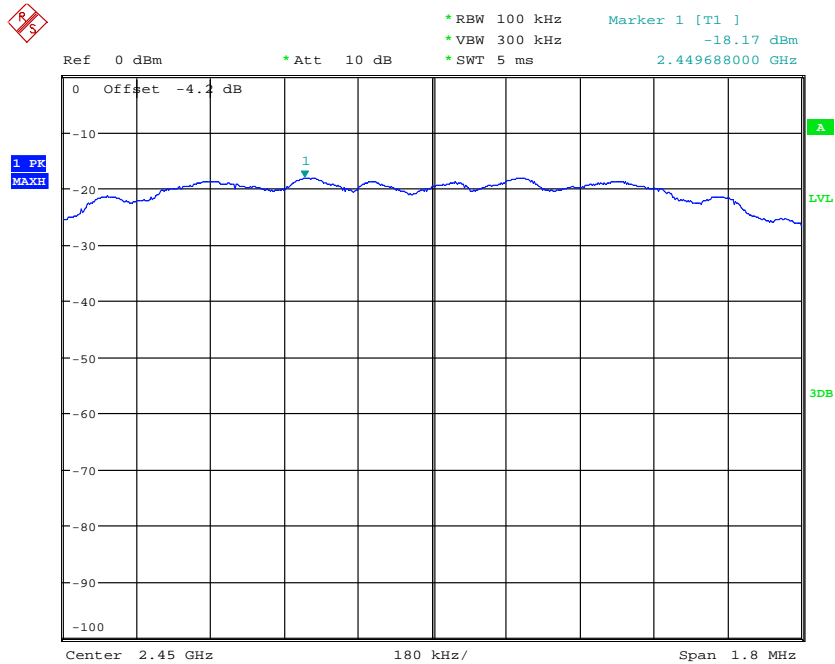
Zigbee



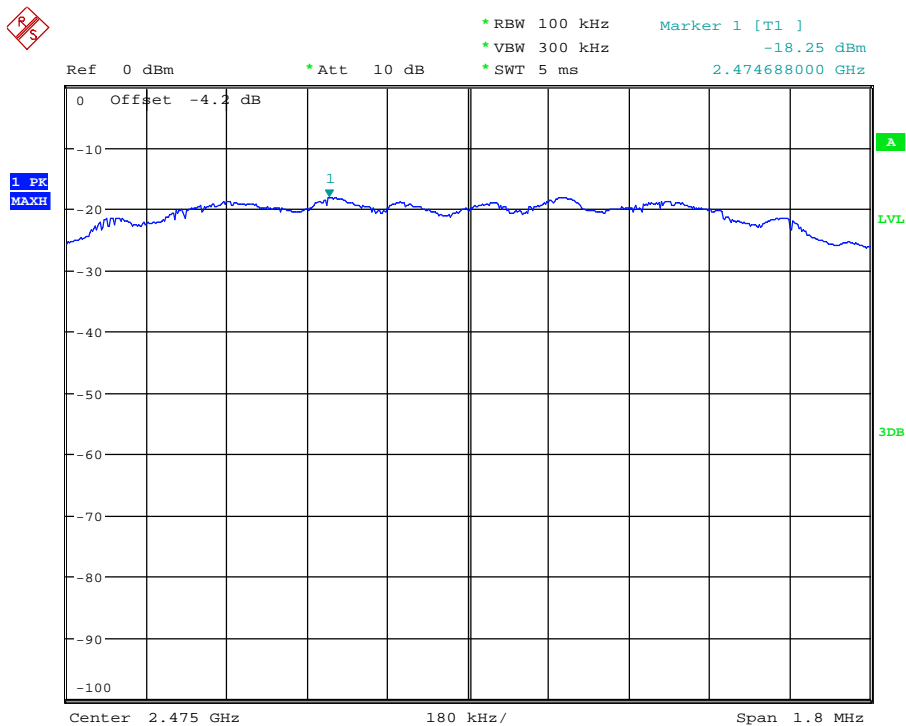
POWER DENSITY CH15
Date: 7.JUL.2013 08:52:46




Registration number: W6M21307-13349-FCC
FCC ID: Q7A66000W00



POWER DENSITY CH20
Date: 7.JUL.2013 08:51:31



POWER DENSITY CH25
Date: 7.JUL.2013 08:52:17



Worldwide Testing Services(Taiwan) Co., Ltd.

Registration number: W6M21307-13349-FCC
FCC ID: Q7A66000W00

ANT A	mW			dBm		
	Ch Low	Ch Mid	Ch High	Ch Low	Ch Mid	Ch High
802.11n 20MHz	0.028	0.009	0.010	-15.50	-20.27	-19.83
802.11n 40MHz	0.009	0.008	0.007	-20.67	-21.06	-21.36
ANT B	mW			dBm		
	Ch Low	Ch Mid	Ch High	Ch Low	Ch Mid	Ch High
802.11n 20MHz	0.018	0.021	0.010	-17.36	-16.86	-20.00
802.11n 40MHz	0.010	0.009	0.008	-20.02	-20.44	-20.74
Combine	mW			dBm		
	Ch Low	Ch Mid	Ch High	Ch Low	Ch Mid	Ch High
802.11n 20MHz	0.046	0.030	0.020	-13.372	-15.229	-16.990
802.11n 40MHz	0.019	0.017	0.015	-17.212	-17.696	-18.239

Limits:

Frequency Range MHz	dBm
902-928	8
2400-2483.5	8
5725-5850	8

Test equipment used: ETSTW-RE 055, ETSTW-RE 050



Registration number: W6M21307-13349-FCC
FCC ID: Q7A66000W00

3.9 Radiated Emission from Digital Part

FCC Rule: 15.109

Except for Class A digital devices, the field strength of radiated emissions from unintentional radiators at a distance of 3 meters shall not exceed the following values:

Frequency of Emission (MHz)	Field Strength (microvolts/meter)	Field Strength (dBmicrovolts/meter)
30 – 88	100	40.0
88 – 216	150	43.5
216 – 960	200	46.0
Above 960	500	54.0

Test equipment used: ETSTW-RE 055, ETSTW-RE 064, ETSTW-RE 003, ETSTW-RE 004, ETSTW-RE 030
ETSTW-RE 111

Explanation: The test results are listed in the separated test report no.: W6M21307-13349-P-15B.



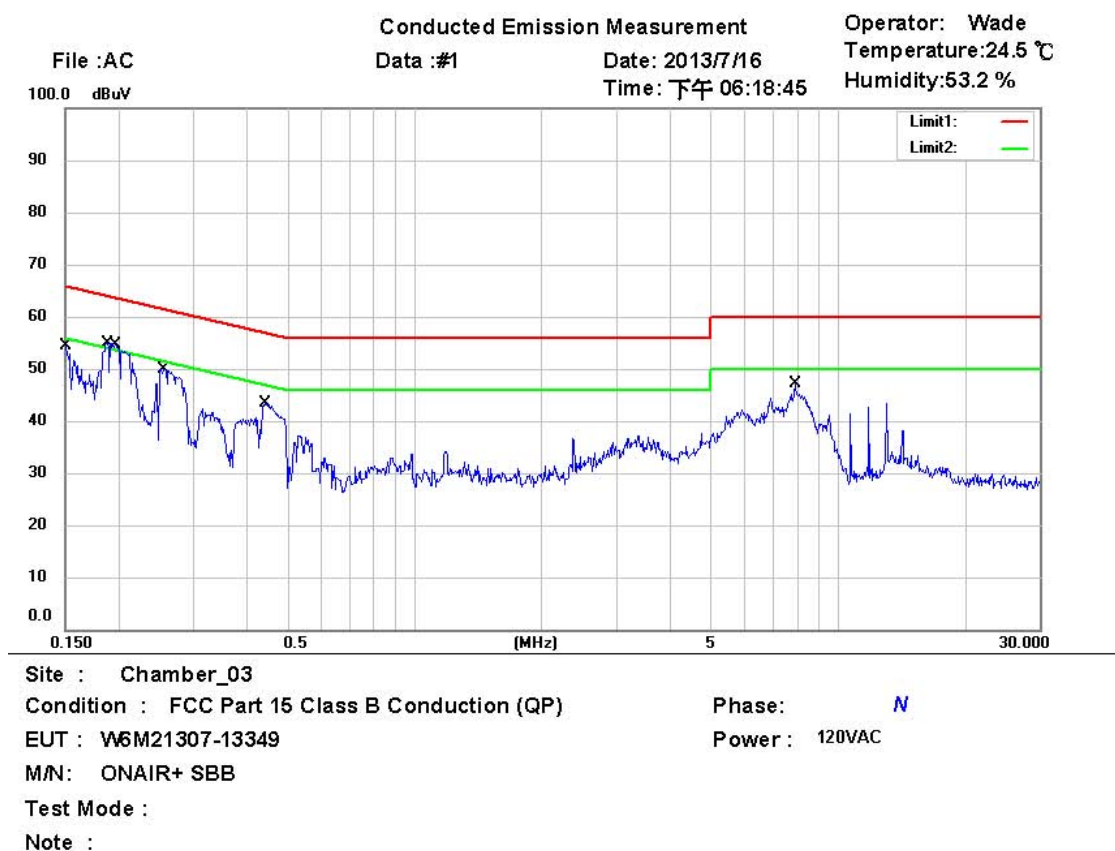
Registration number: W6M21307-13349-FCC

FCC ID: Q7A66000W00

3.10 Power Line Conducted Emission

For an intentional radiator which is designed to be connected to the public utility (AC) power line, the radio frequency voltage that is conducted back onto the AC line on any frequency or frequencies within the band 150 kHz to 30 MHz shall not exceed the limits in the table bellows with this provision shall be based on the measurement of the radio frequency voltage between each power line and ground at the power terminals.

This measurement was transact first with instrumentation using an average and peak detector and a 10 kHz bandwidth. If the peak detector achieves a calculated level, the measurement is repeated by an instrumentation using a quasi-peak detector.



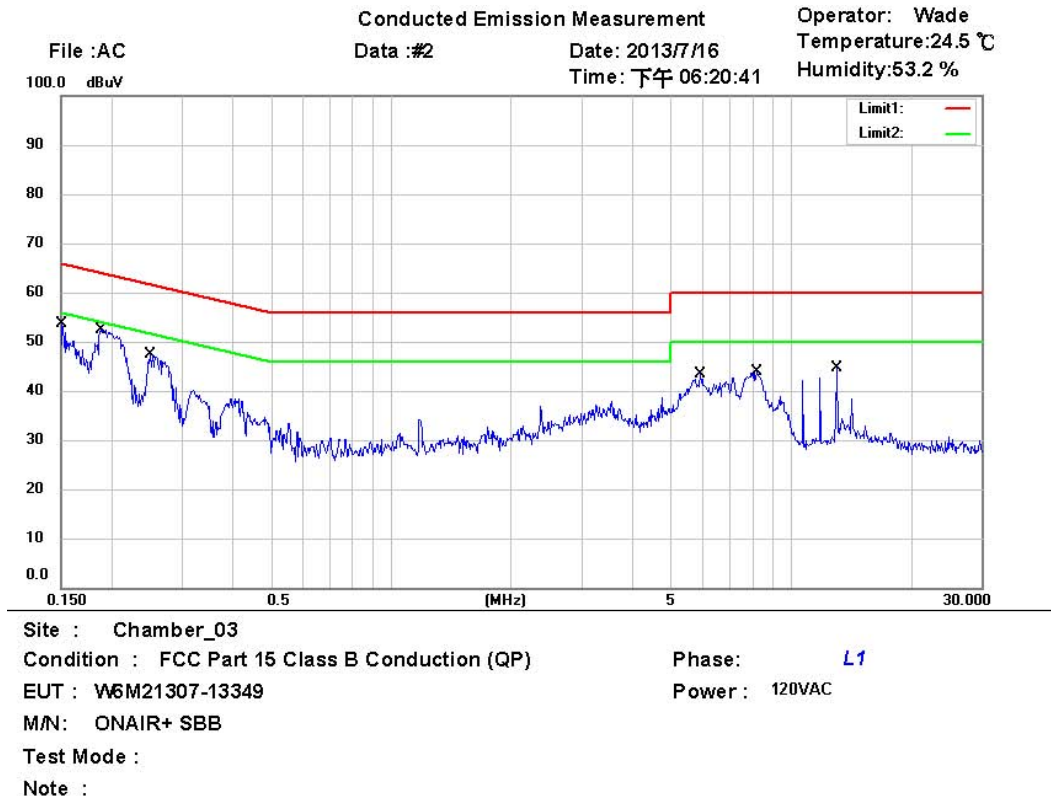
Mk.	Frequency (MHz)	Reading (dBuV)	Detector	Corrected factor(dB)	Result (dBuV)	Limit (dBuV)	Margin (dB)	Comment
	0.1500	29.49	QP	10.12	39.61	66.00	-26.39	
	0.1500	6.44	AVG	10.12	16.56	56.00	-39.44	
	0.1883	40.93	QP	10.10	51.03	64.11	-13.08	
	0.1883	17.37	AVG	10.10	27.47	54.11	-26.64	
*	0.1976	41.38	QP	10.10	51.48	63.71	-12.23	
	0.1976	21.08	AVG	10.10	31.18	53.71	-22.53	
	0.2540	36.50	QP	10.11	46.61	61.63	-15.02	
	0.2540	16.44	AVG	10.11	26.55	51.63	-25.08	
	0.4410	27.63	QP	10.11	37.74	57.04	-19.30	
	0.4410	12.77	AVG	10.11	22.88	47.04	-24.16	
	7.8875	30.11	QP	10.55	40.66	60.00	-19.34	
	7.8875	22.96	AVG	10.55	33.51	50.00	-16.49	



Worldwide Testing Services(Taiwan) Co., Ltd.

Registration number: W6M21307-13349-FCC

FCC ID: Q7A66000W00




Mk.	Frequency (MHz)	Reading (dBuV)	Detector	Corrected factor(dB)	Result (dBuV)	Limit (dBuV)	Margin (dB)	Comment
	0.1502	28.66	QP	10.12	38.78	65.99	-27.21	
	0.1502	6.02	AVG	10.12	16.14	55.99	-39.85	
*	0.1876	39.06	QP	10.10	49.16	64.14	-14.98	
	0.1876	16.39	AVG	10.10	26.49	54.14	-27.65	
	0.2501	31.52	QP	10.10	41.62	61.75	-20.13	
	0.2501	8.98	AVG	10.10	19.08	51.75	-32.67	
	5.9250	25.82	QP	10.49	36.31	60.00	-23.69	
	5.9250	19.45	AVG	10.49	29.94	50.00	-20.06	
	8.1625	28.16	QP	10.64	38.80	60.00	-21.20	
	8.1625	21.29	AVG	10.64	31.93	50.00	-18.07	
	13.0250	13.69	QP	10.82	24.51	60.00	-35.49	
	13.0250	7.96	AVG	10.82	18.78	50.00	-31.22	

- Note: 1. The formula of measured value as: Test Result = Reading + Correction Factor
2. The Correction Factor = Cable Loss + LISN Insertion Loss + Pulse Limit Loss
3. Detector function in the form : PK = Peak, QP = Quasi Peak, AV = Average
4. All not in the table noted test results are more than 20 dB below the relevant limits.
5. Measurement uncertainty = ± 1.60 dB; Reported uncertainties represent expanded uncertainties expressed at approximately the 95% confidence level using a coverage factor of $k = 2$.
6. Up Line: QP Limit Line, Down Line: Ave Limit Line.

Limits:

Frequency of Emission (MHz)	Conducted Limit (dBuV)	
	Quasi Peak	Average
0.15-0.5	66 to 56	56 to 46
0.5-5	56	46
5-30	60	50

Test equipment used: ETSTW-CE 001, ETSTW-CE 004, ETSTW-CE 006, ETSTW-RE 045



Registration number: W6M21307-13349-FCC
FCC ID: Q7A66000W00

Appendix

Measurement diagrams

Spurious Emissions radiated



Worldwide Testing Services(Taiwan) Co., Ltd.

Registration number: W6M21307-13349-FCC

FCC ID: Q7A66000W00

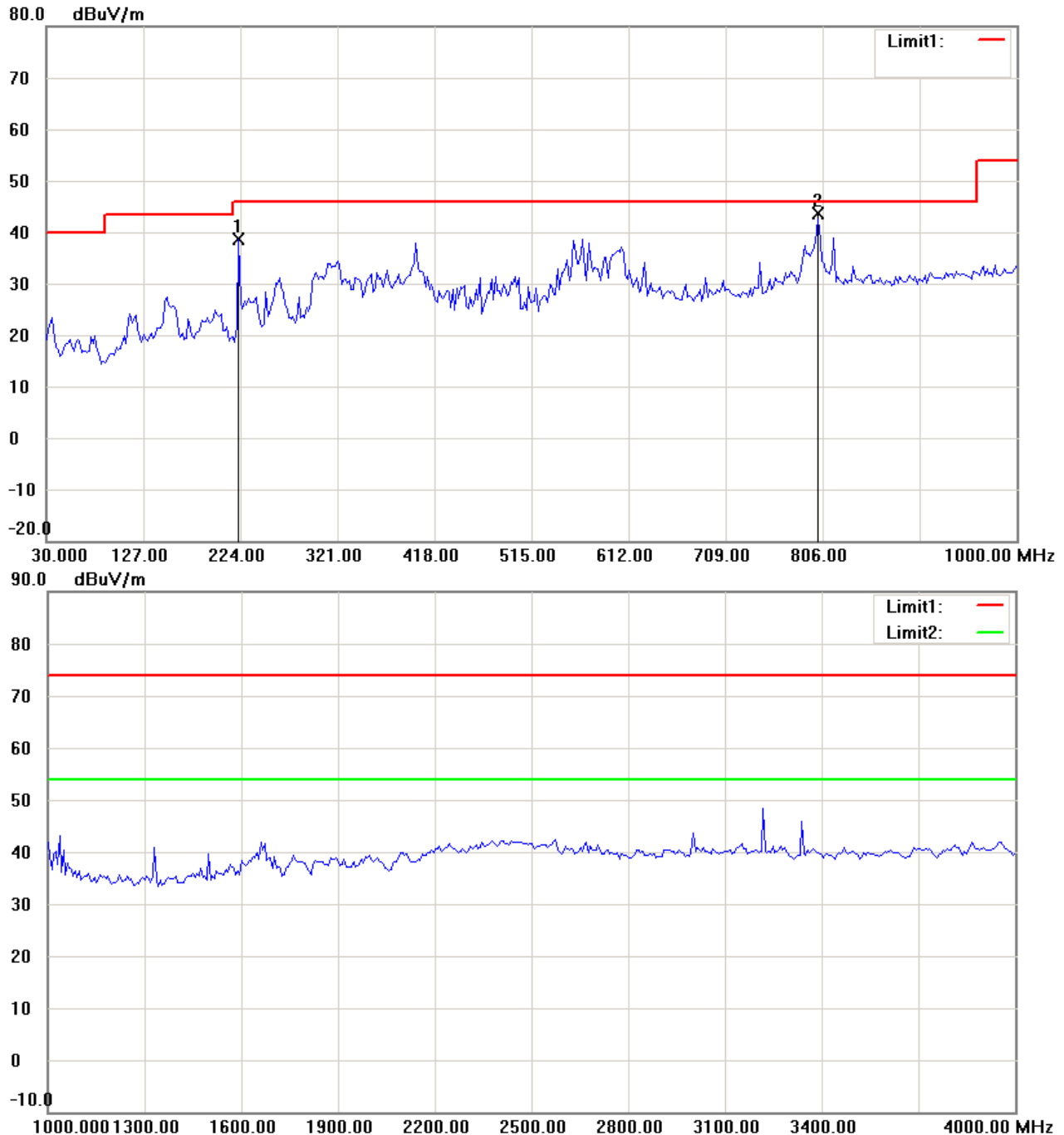
Spurious Emissions radiated

ANT A

WLAN

TX 802.11b CH1


Antenna Polarization H



Up Line: Peak Limit Line Down Line: Ave Limit Line

Note:

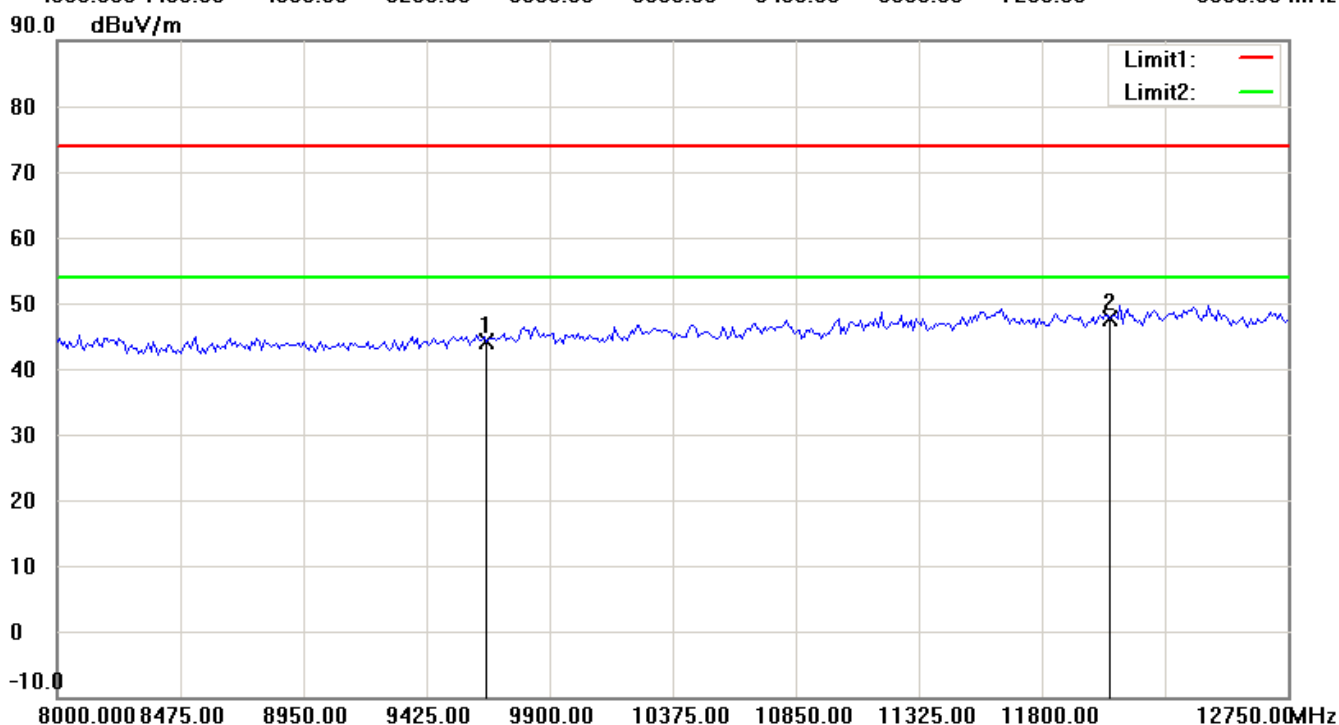
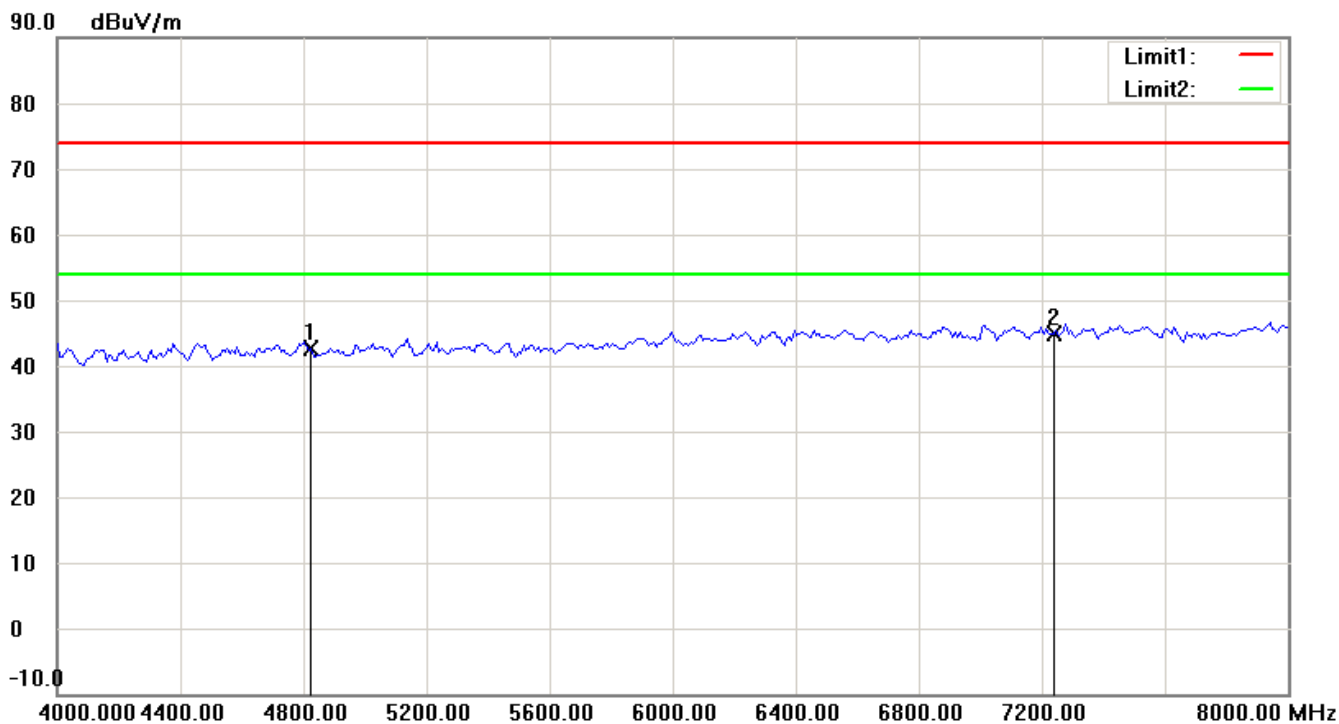
1. The attached measurement plots are preliminarily pre-scanned with peak detector for determining the final checking frequencies and are for reference only.
2. The some frequencies may exceed the limit line without the specified detectors, but that cannot present the results are failed to the specification of test standard.
3. For corrected test results are listed in the relevant table of radiated test data of this test report.



Worldwide Testing Services(Taiwan) Co., Ltd.

Registration number: W6M21307-13349-FCC

FCC ID: Q7A66000W00



Up Line: Peak Limit Line Down Line: Ave Limit Line

Note:

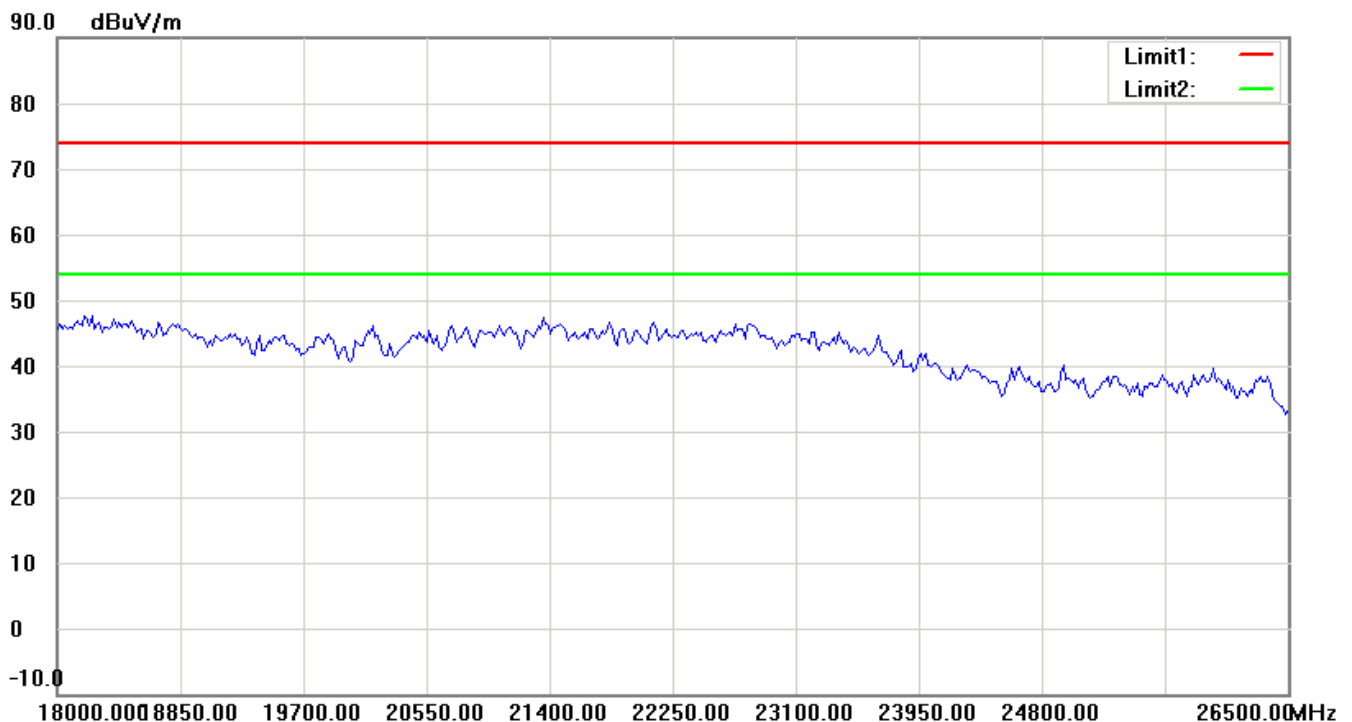
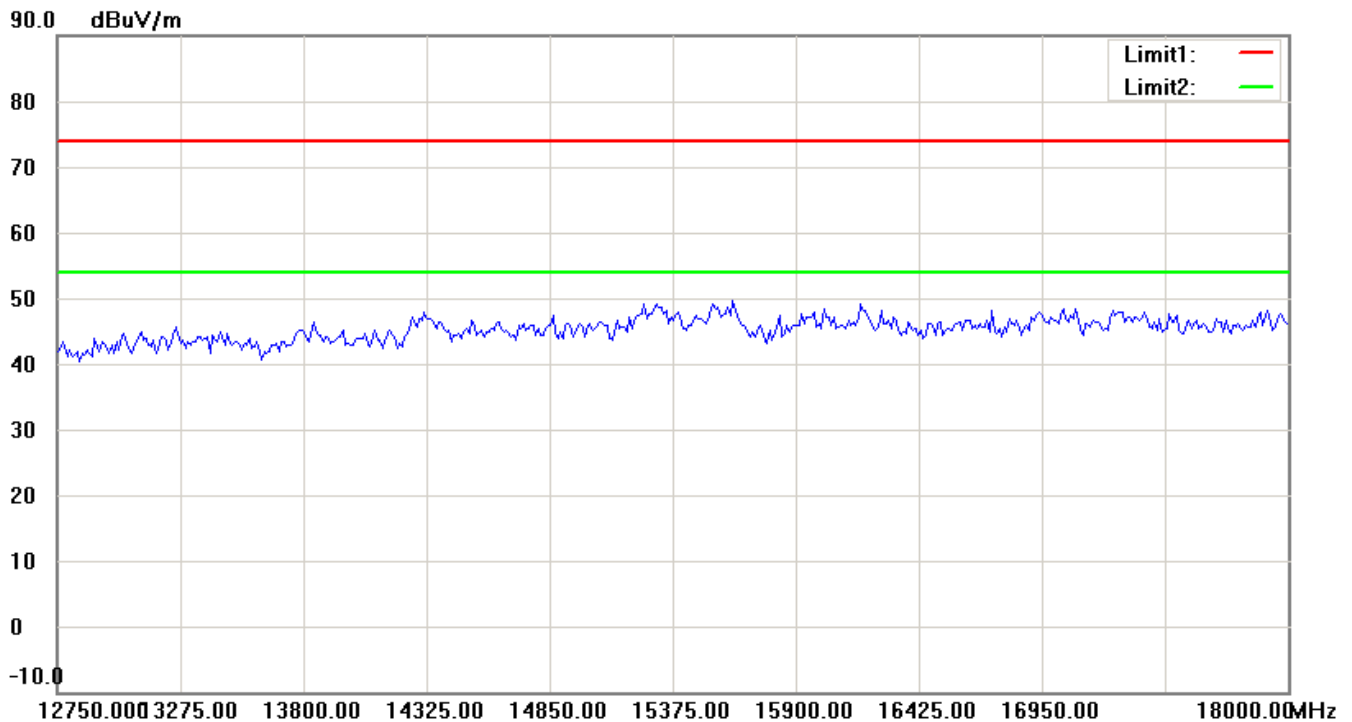
1. The attached measurement plots are preliminarily pre-scanned with peak detector for determining the final checking frequencies and are for reference only.
2. The some frequencies may exceed the limit line without the specified detectors, but that cannot present the results are failed to the specification of test standard.
3. For corrected test results are listed in the relevant table of radiated test data of this test report.



Worldwide Testing Services(Taiwan) Co., Ltd.

Registration number: W6M21307-13349-FCC

FCC ID: Q7A66000W00



Up Line: Peak Limit Line Down Line: Ave Limit Line

Note:

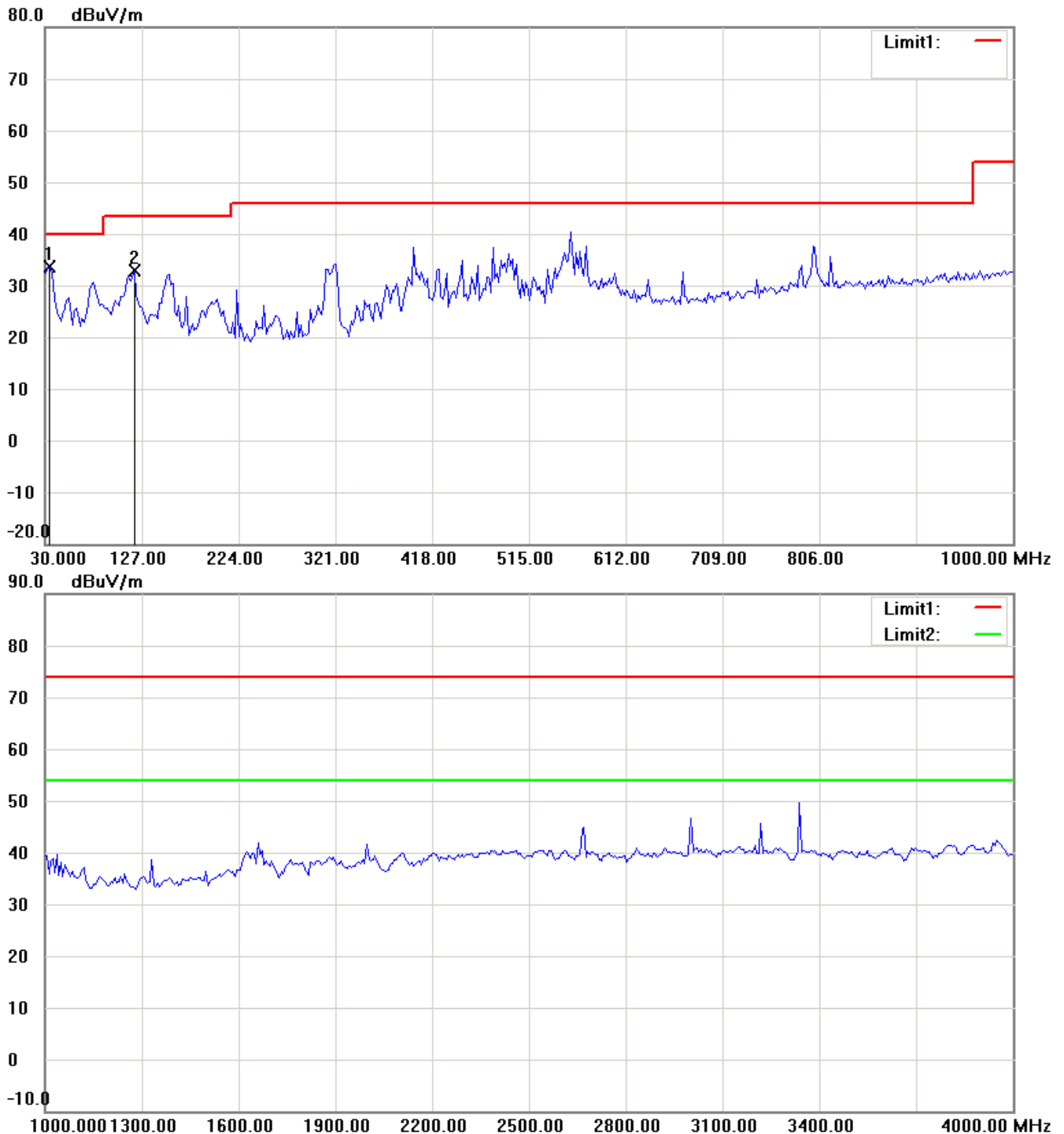
1. The attached measurement plots are preliminarily pre-scanned with peak detector for determining the final checking frequencies and are for reference only.
2. The some frequencies may exceed the limit line without the specified detectors, but that cannot present the results are failed to the specification of test standard.
3. For corrected test results are listed in the relevant table of radiated test data of this test report.



Worldwide Testing Services(Taiwan) Co., Ltd.

Registration number: W6M21307-13349-FCC
FCC ID: Q7A66000W00

Antenna Polarization V



Up Line: Peak Limit Line Down Line: Ave Limit Line

Note:

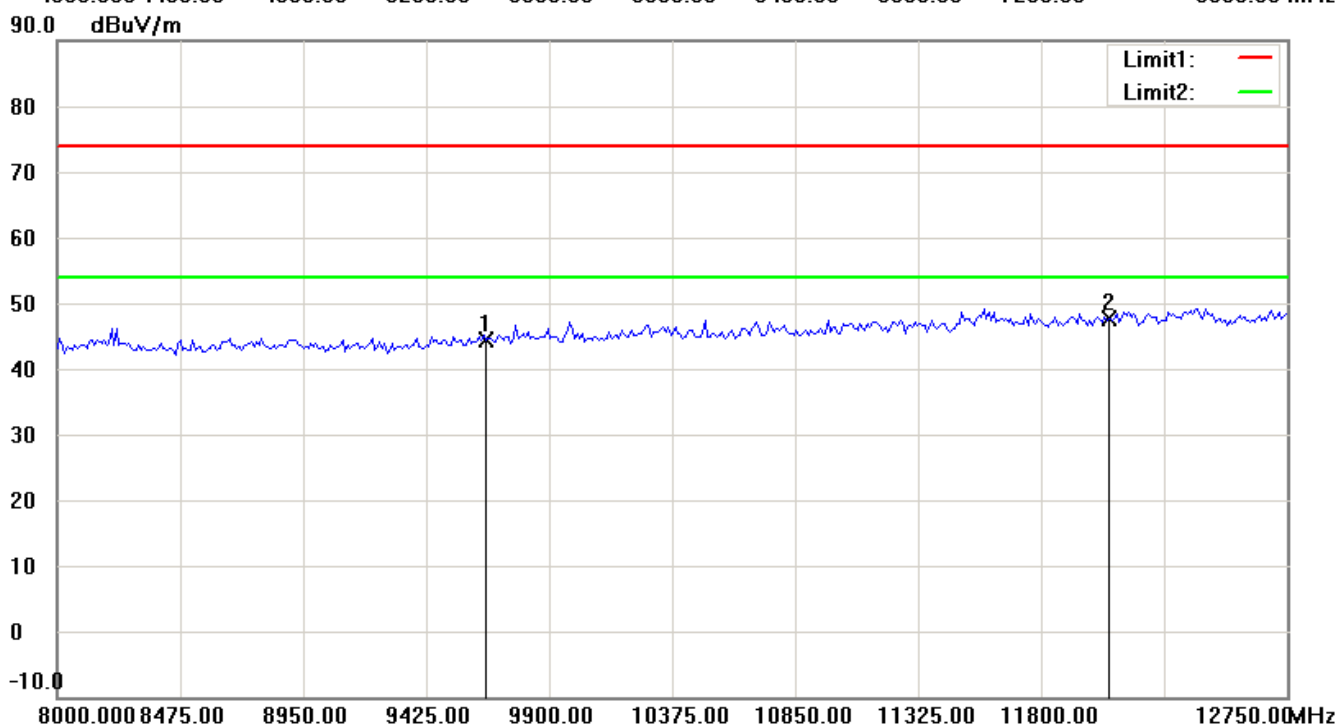
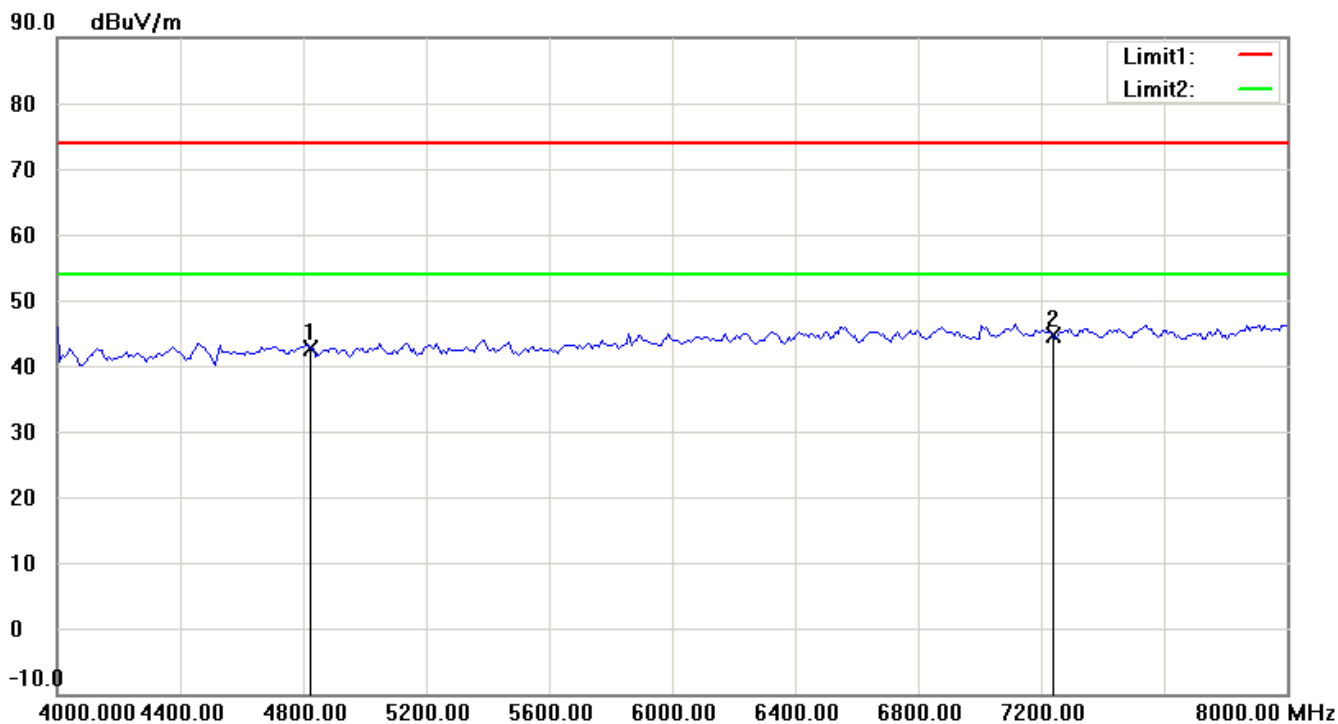
1. The attached measurement plots are preliminarily pre-scanned with peak detector for determining the final checking frequencies and are for reference only.
2. The some frequencies may exceed the limit line without the specified detectors, but that cannot present the results are failed to the specification of test standard.
3. For corrected test results are listed in the relevant table of radiated test data of this test report.



Worldwide Testing Services(Taiwan) Co., Ltd.

Registration number: W6M21307-13349-FCC

FCC ID: Q7A66000W00



Up Line: Peak Limit Line Down Line: Ave Limit Line

Note:

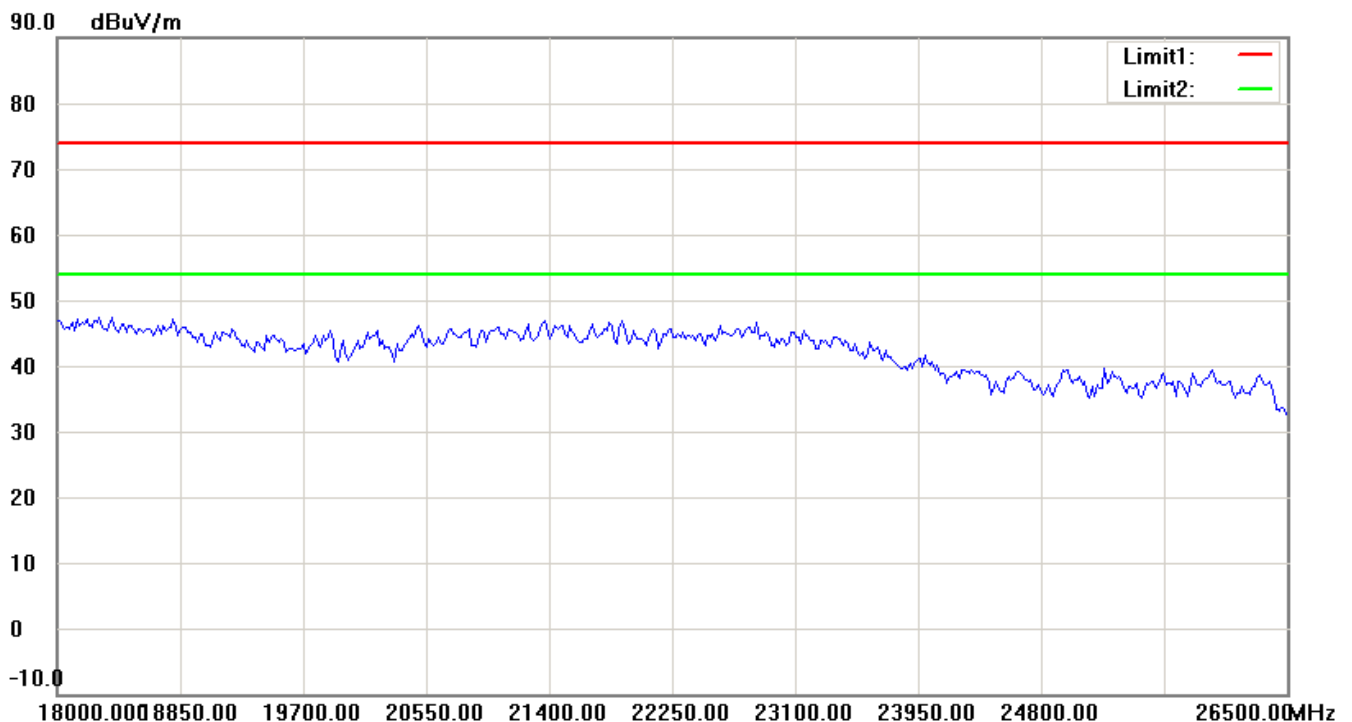
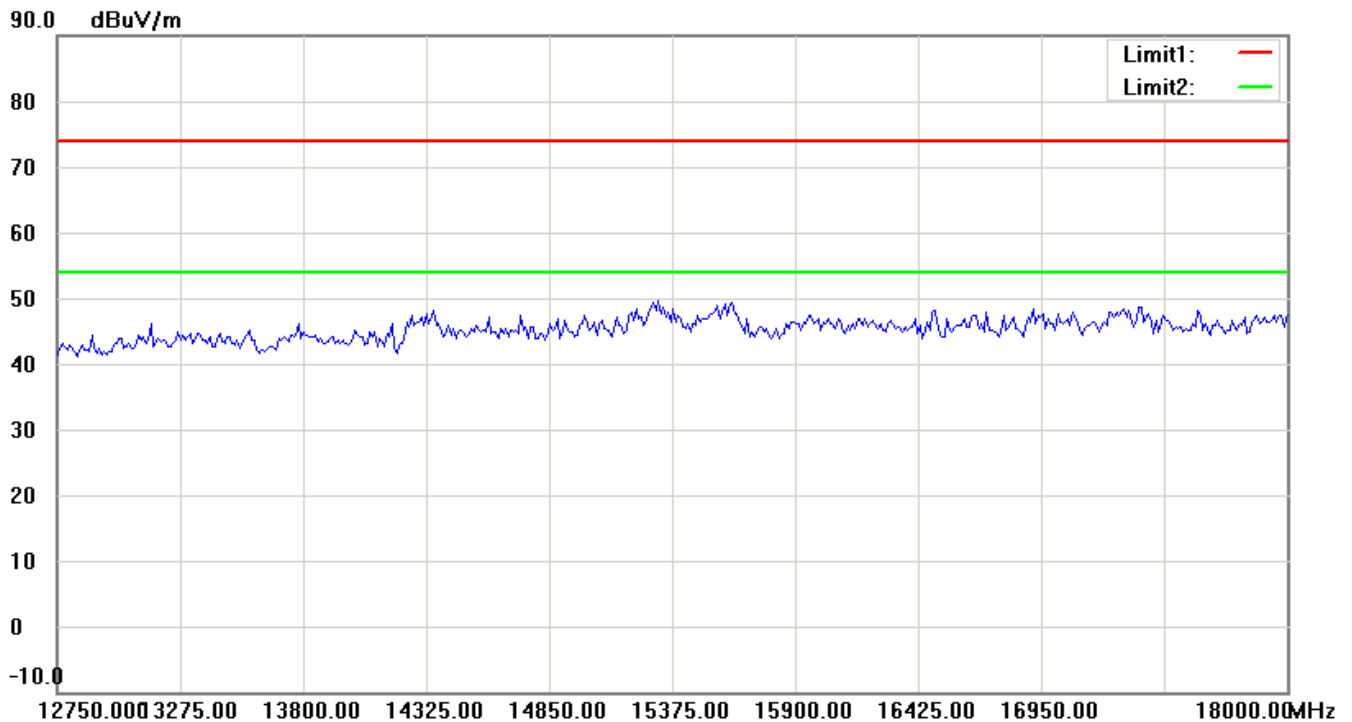
1. The attached measurement plots are preliminarily pre-scanned with peak detector for determining the final checking frequencies and are for reference only.
2. The some frequencies may exceed the limit line without the specified detectors, but that cannot present the results are failed to the specification of test standard.
3. For corrected test results are listed in the relevant table of radiated test data of this test report.



Worldwide Testing Services(Taiwan) Co., Ltd.

Registration number: W6M21307-13349-FCC

FCC ID: Q7A66000W00



Up Line: Peak Limit Line Down Line: Ave Limit Line

Note:

1. The attached measurement plots are preliminarily pre-scanned with peak detector for determining the final checking frequencies and are for reference only.
2. The some frequencies may exceed the limit line without the specified detectors, but that cannot present the results are failed to the specification of test standard.
3. For corrected test results are listed in the relevant table of radiated test data of this test report.

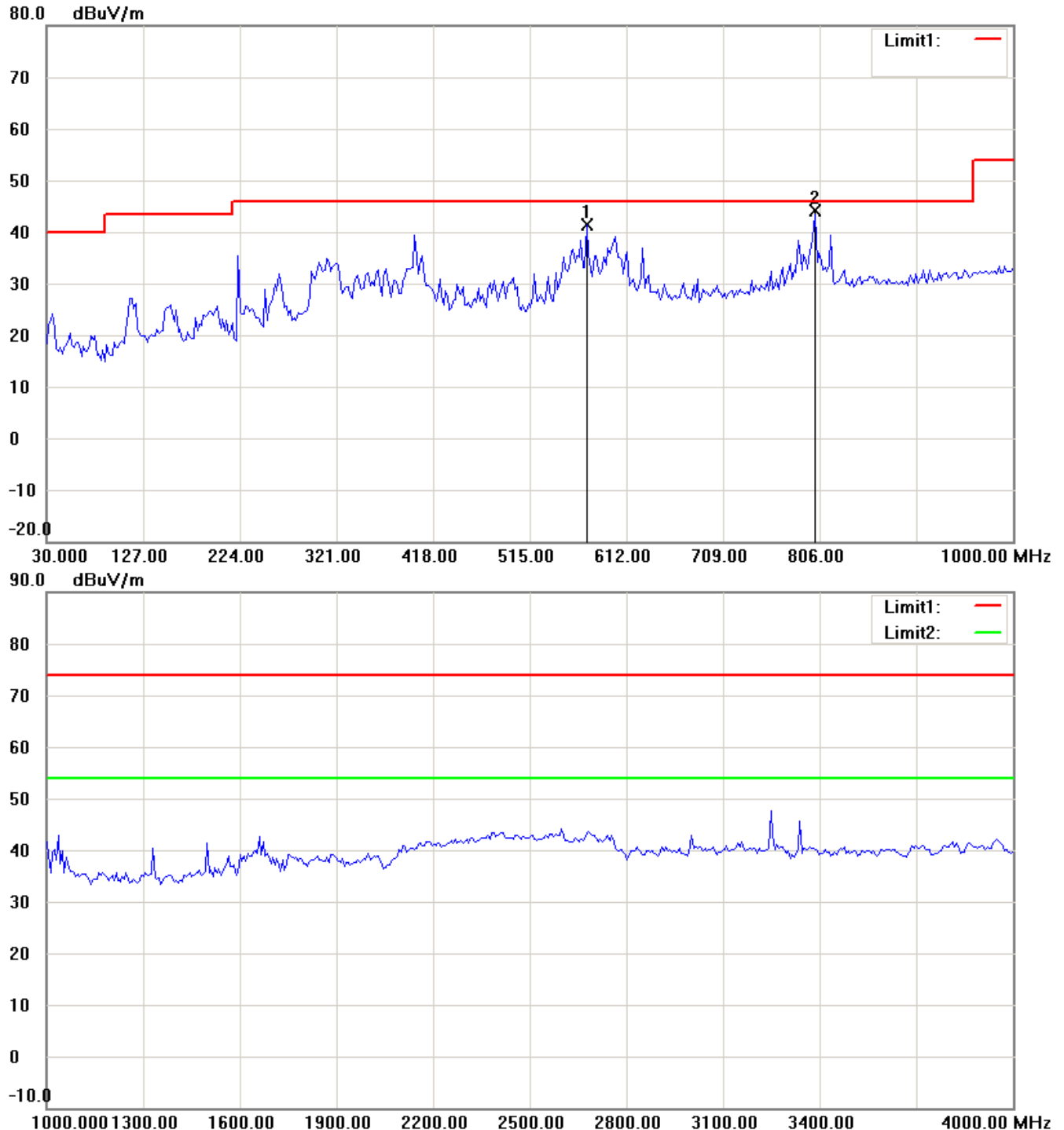


Worldwide Testing Services(Taiwan) Co., Ltd.

Registration number: W6M21307-13349-FCC
FCC ID: Q7A66000W00

TX 802.11b CH6


Antenna Polarization H



Up Line: Peak Limit Line Down Line: Ave Limit Line

Note:

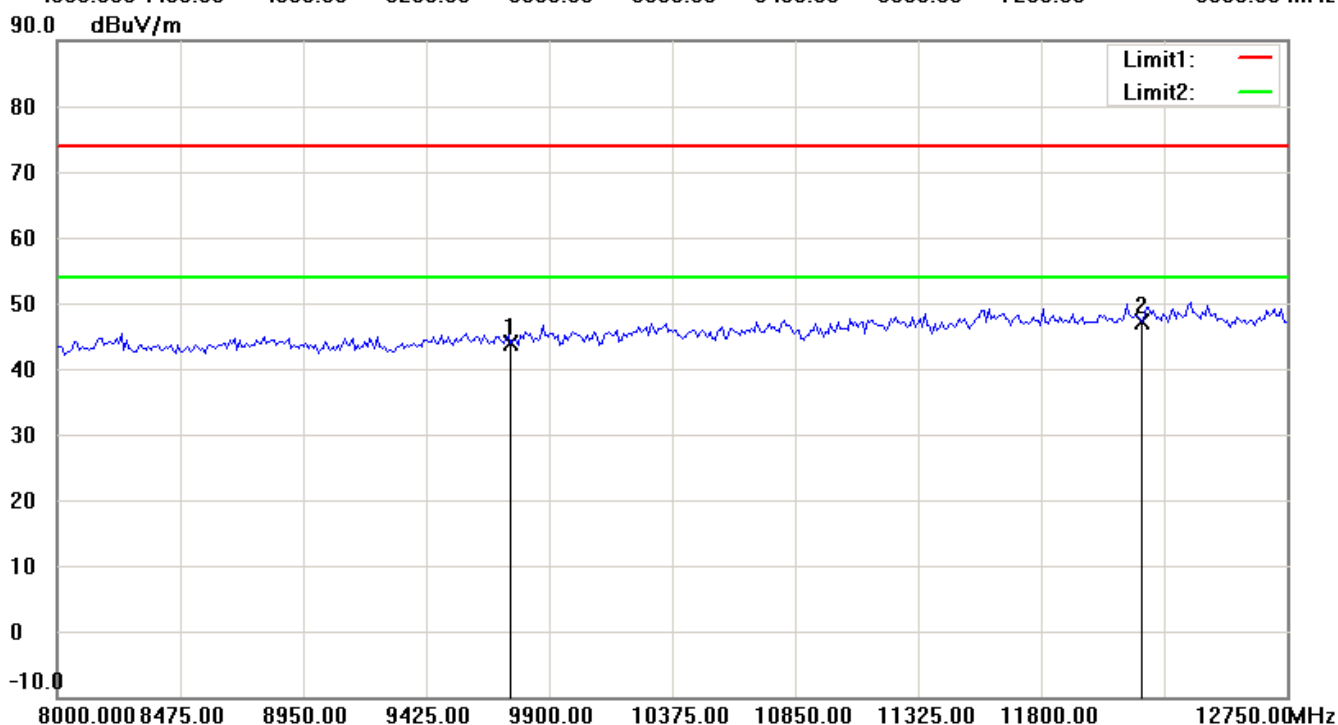
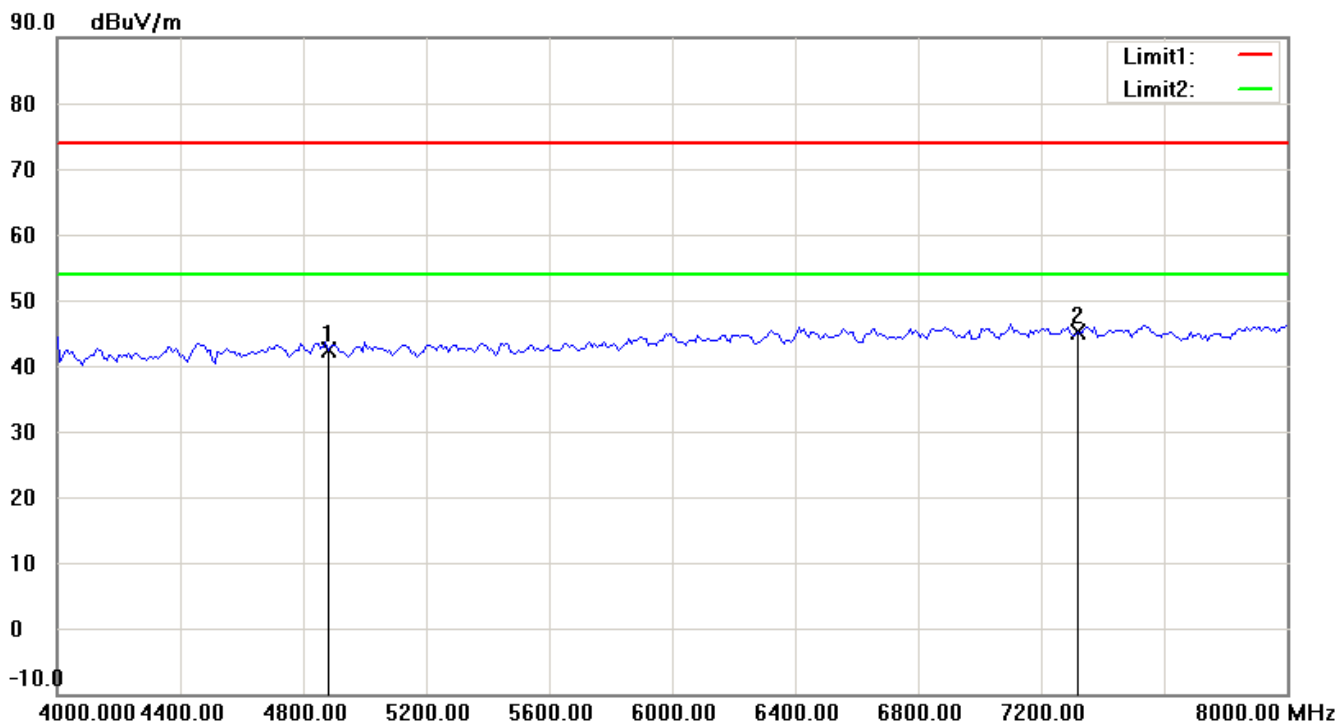
1. The attached measurement plots are preliminarily pre-scanned with peak detector for determining the final checking frequencies and are for reference only.
2. The some frequencies may exceed the limit line without the specified detectors, but that cannot present the results are failed to the specification of test standard.
3. For corrected test results are listed in the relevant table of radiated test data of this test report.



Worldwide Testing Services(Taiwan) Co., Ltd.

Registration number: W6M21307-13349-FCC

FCC ID: Q7A66000W00



Up Line: Peak Limit Line Down Line: Ave Limit Line

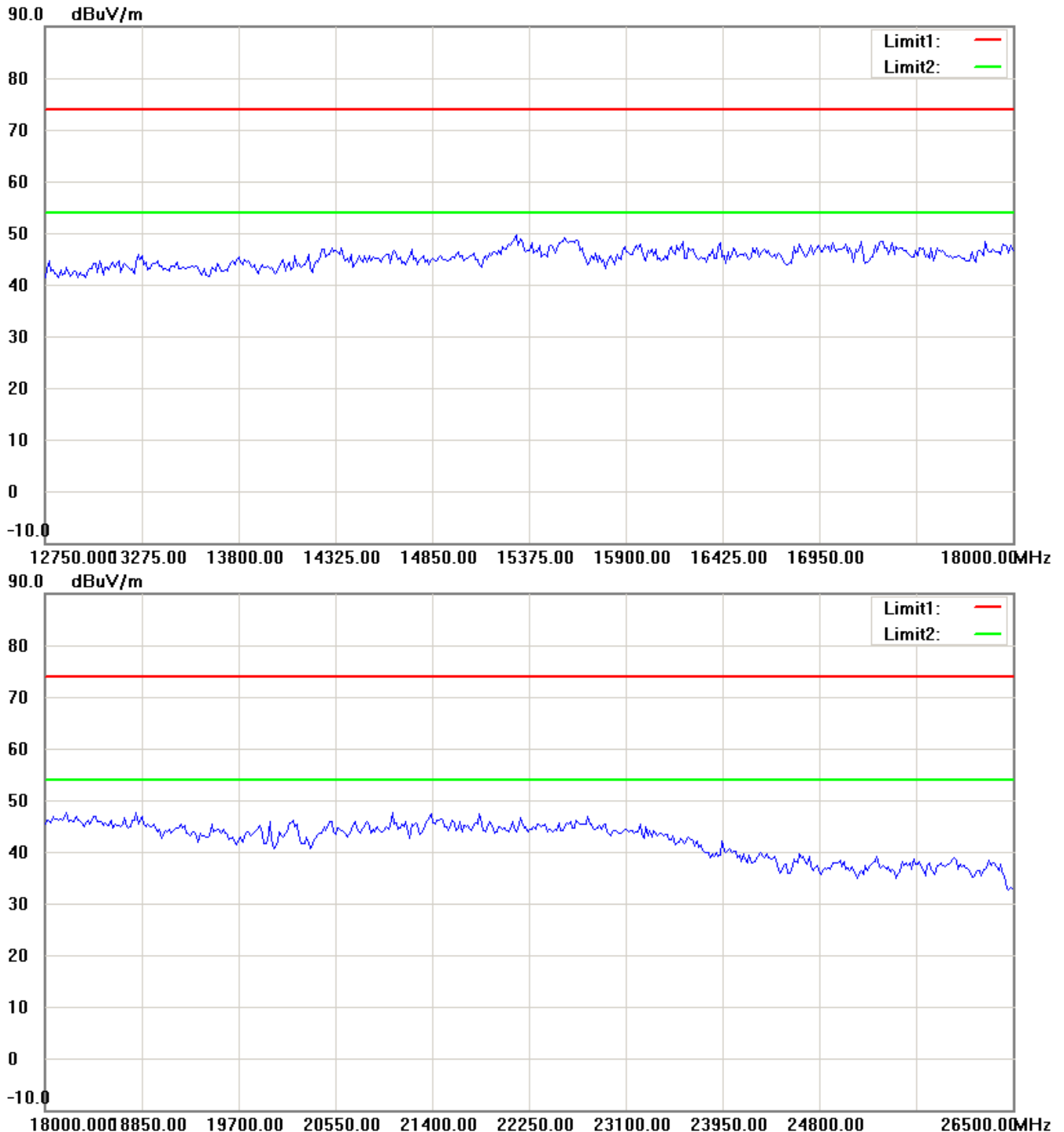
Note:

1. The attached measurement plots are preliminarily pre-scanned with peak detector for determining the final checking frequencies and are for reference only.
2. The some frequencies may exceed the limit line without the specified detectors, but that cannot present the results are failed to the specification of test standard.
3. For corrected test results are listed in the relevant table of radiated test data of this test report.



Worldwide Testing Services(Taiwan) Co., Ltd.

Registration number: W6M21307-13349-FCC
FCC ID: Q7A66000W00



Up Line: Peak Limit Line Down Line: Ave Limit Line

Note:

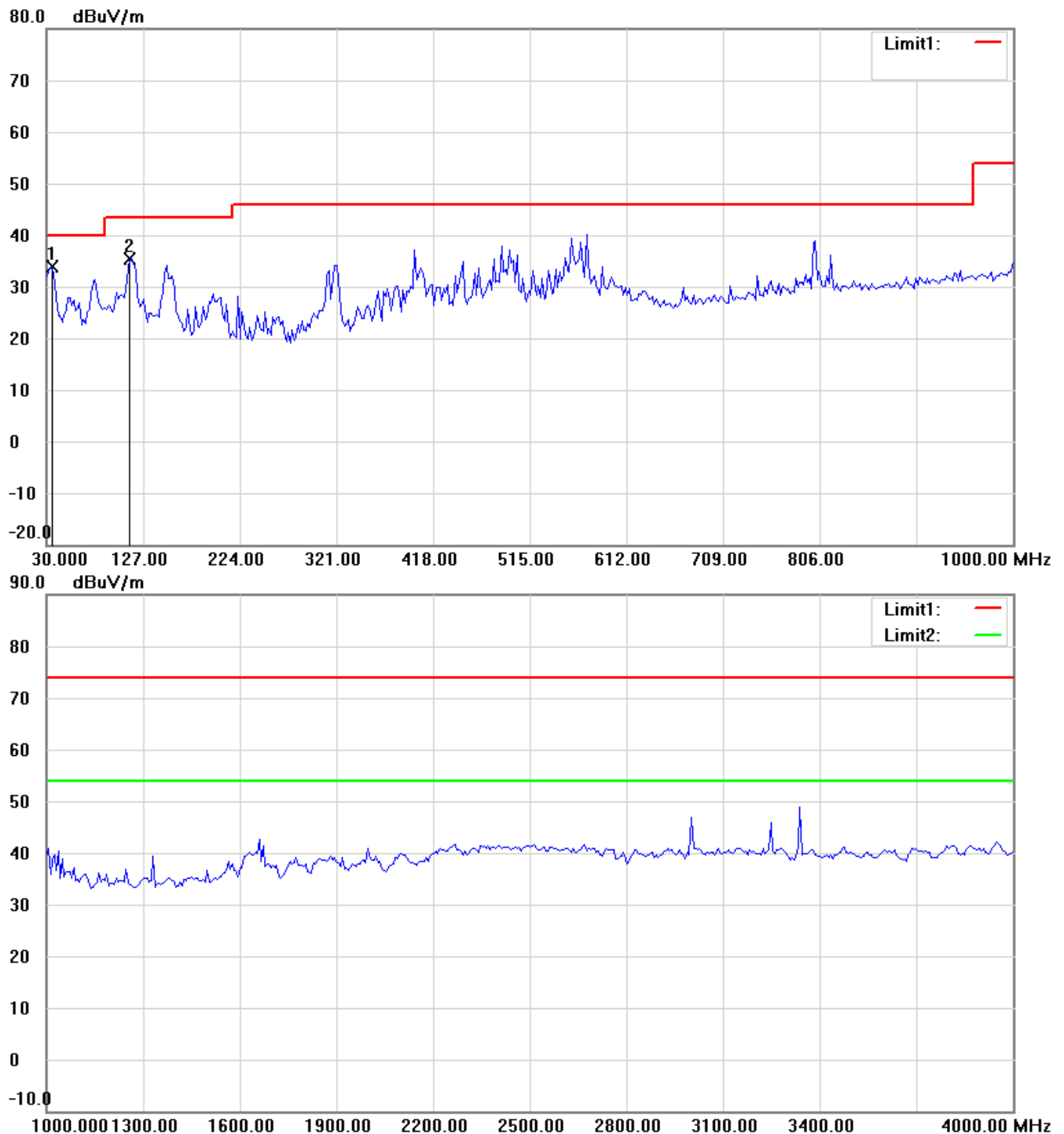
1. The attached measurement plots are preliminarily pre-scanned with peak detector for determining the final checking frequencies and are for reference only.
2. The some frequencies may exceed the limit line without the specified detectors, but that cannot present the results are failed to the specification of test standard.
3. For corrected test results are listed in the relevant table of radiated test data of this test report.



Registration number: W6M21307-13349-FCC

FCC ID: Q7A66000W00

Antenna Polarization V



Up Line: Peak Limit Line Down Line: Ave Limit Line

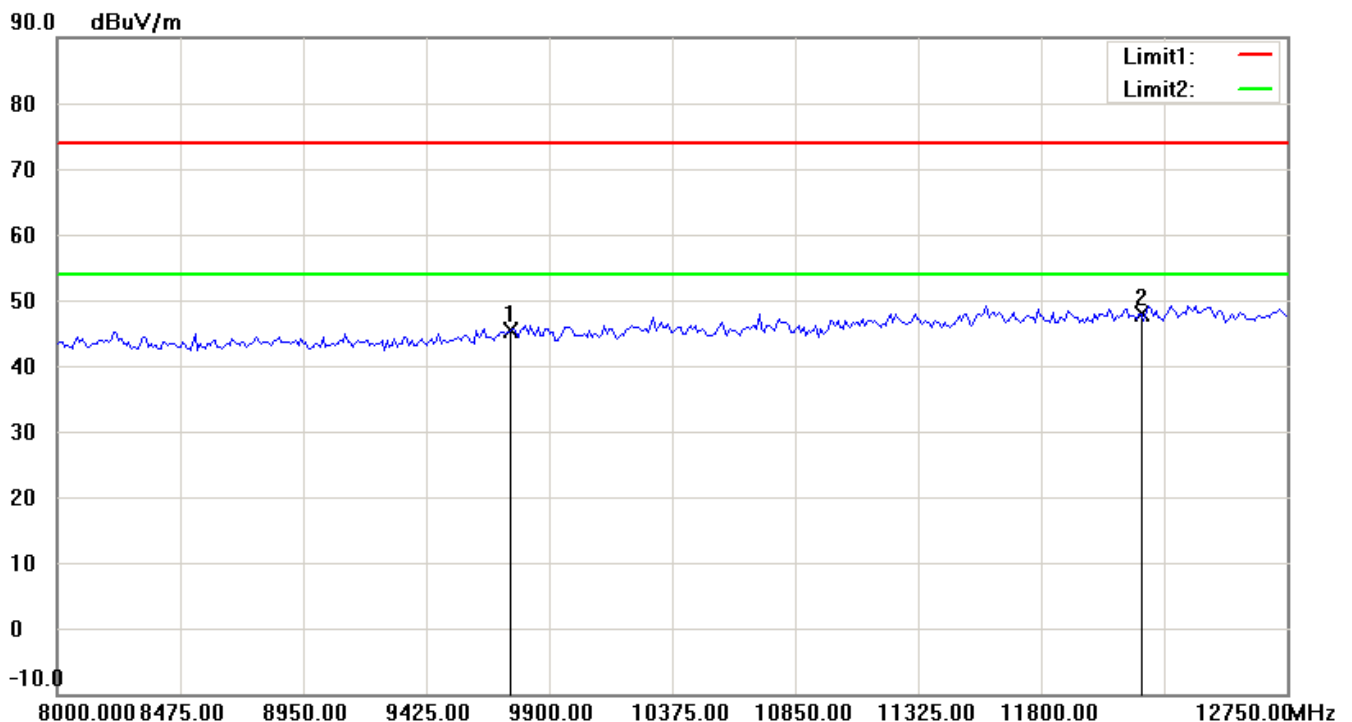
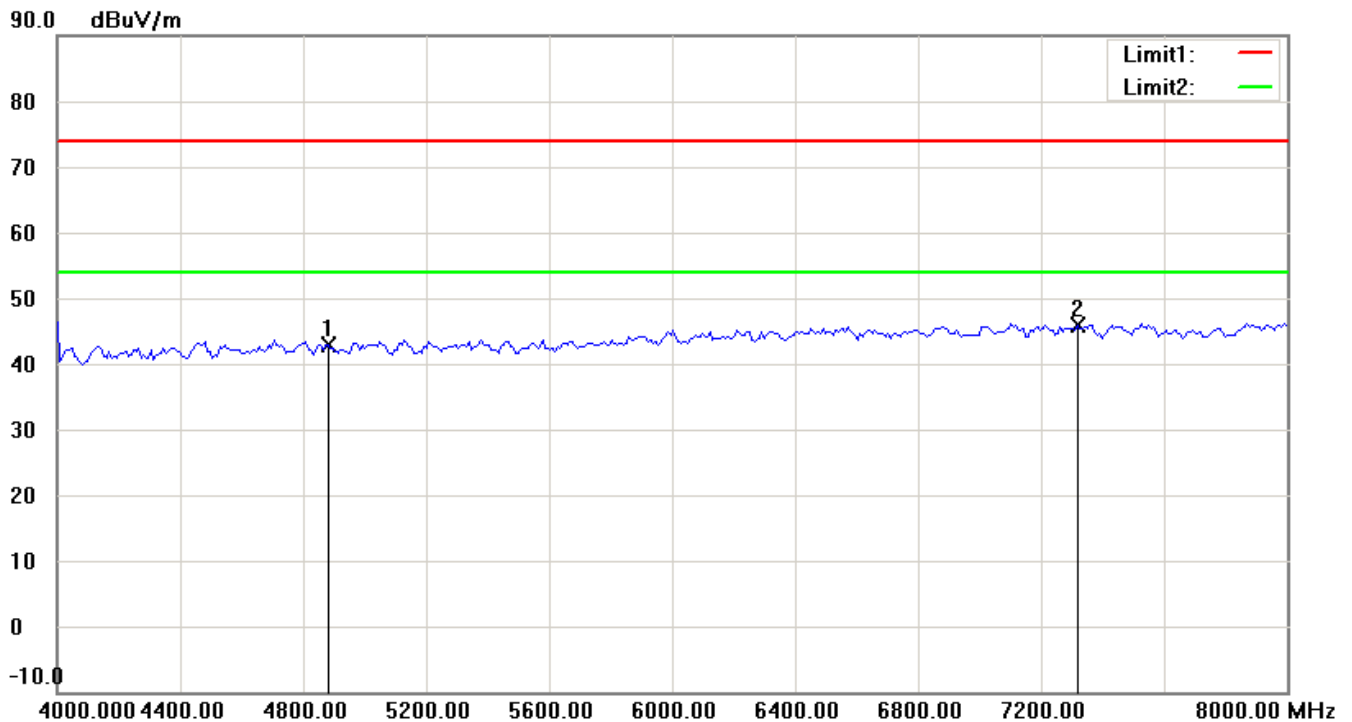
Note:

1. The attached measurement plots are preliminarily pre-scanned with peak detector for determining the final checking frequencies and are for reference only.
2. The some frequencies may exceed the limit line without the specified detectors, but that cannot present the results are failed to the specification of test standard.
3. For corrected test results are listed in the relevant table of radiated test data of this test report.



Worldwide Testing Services(Taiwan) Co., Ltd.

Registration number: W6M21307-13349-FCC
FCC ID: Q7A66000W00



Up Line: Peak Limit Line Down Line: Ave Limit Line

Note:

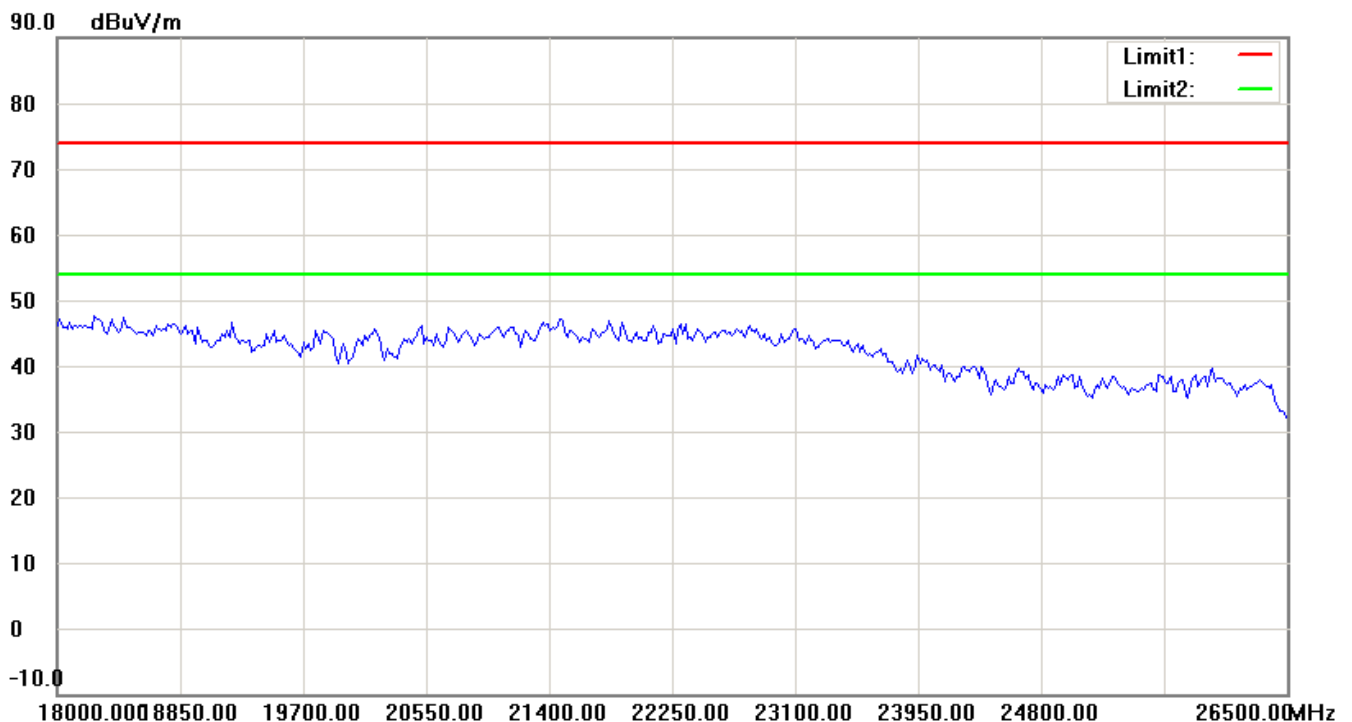
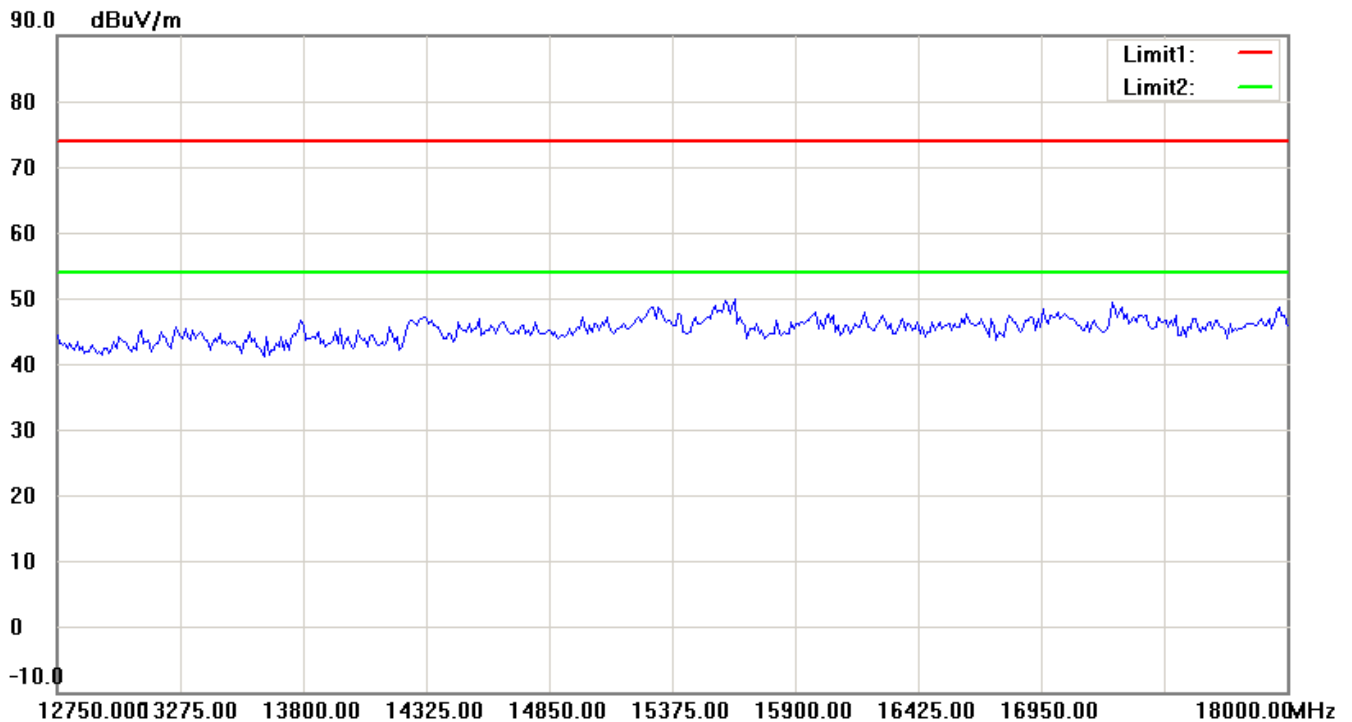
1. The attached measurement plots are preliminarily pre-scanned with peak detector for determining the final checking frequencies and are for reference only.
2. The some frequencies may exceed the limit line without the specified detectors, but that cannot present the results are failed to the specification of test standard.
3. For corrected test results are listed in the relevant table of radiated test data of this test report.



Worldwide Testing Services(Taiwan) Co., Ltd.

Registration number: W6M21307-13349-FCC

FCC ID: Q7A66000W00



Up Line: Peak Limit Line Down Line: Ave Limit Line

Note:

1. The attached measurement plots are preliminarily pre-scanned with peak detector for determining the final checking frequencies and are for reference only.
2. The some frequencies may exceed the limit line without the specified detectors, but that cannot present the results are failed to the specification of test standard.
3. For corrected test results are listed in the relevant table of radiated test data of this test report.



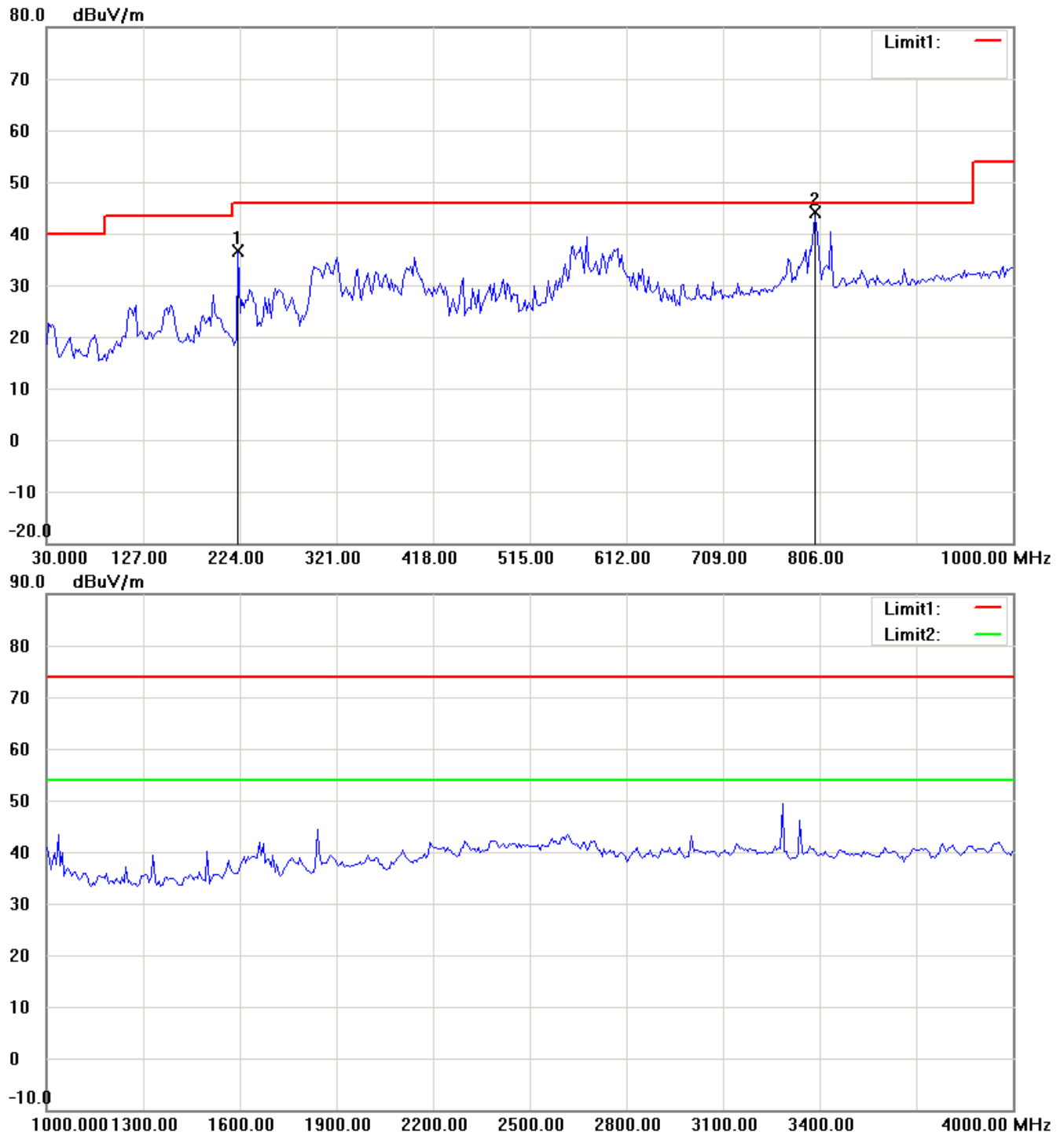
Worldwide Testing Services(Taiwan) Co., Ltd.

Registration number: W6M21307-13349-FCC

FCC ID: Q7A66000W00

TX 802.11b CH11

Antenna Polarization H



Up Line: Peak Limit Line Down Line: Ave Limit Line

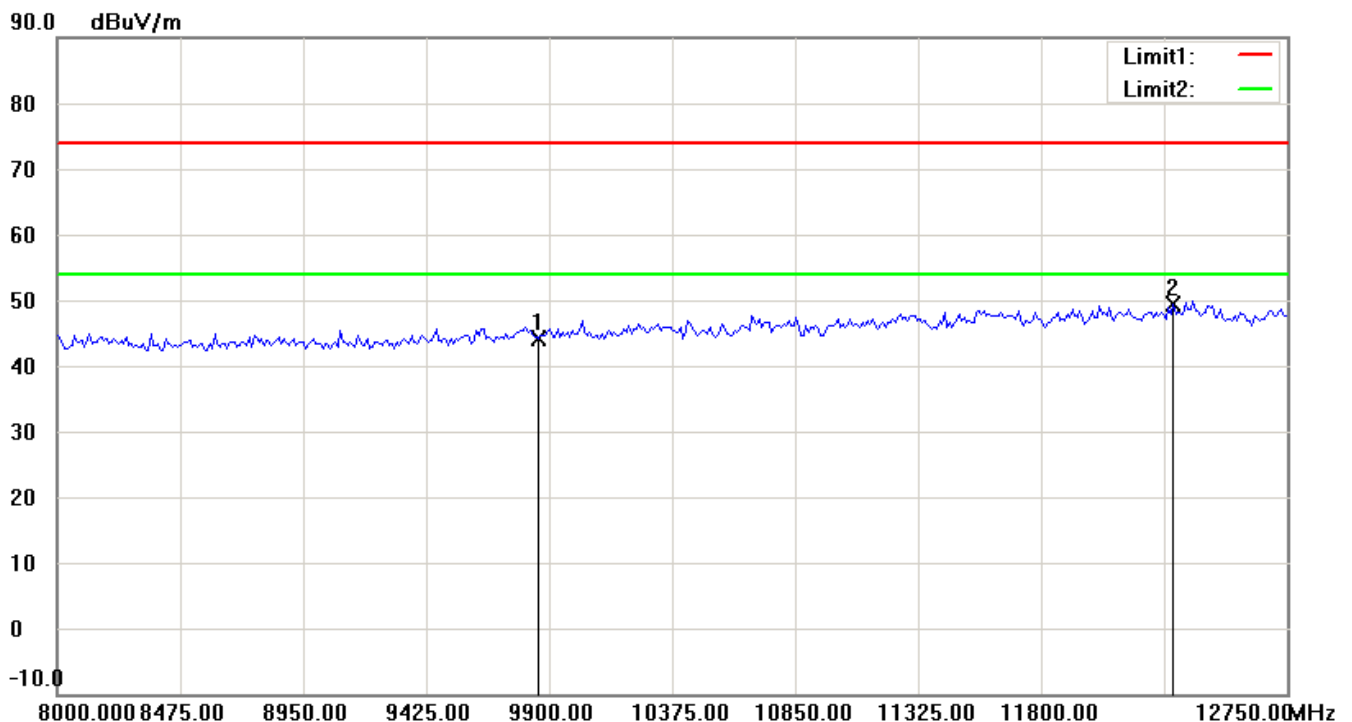
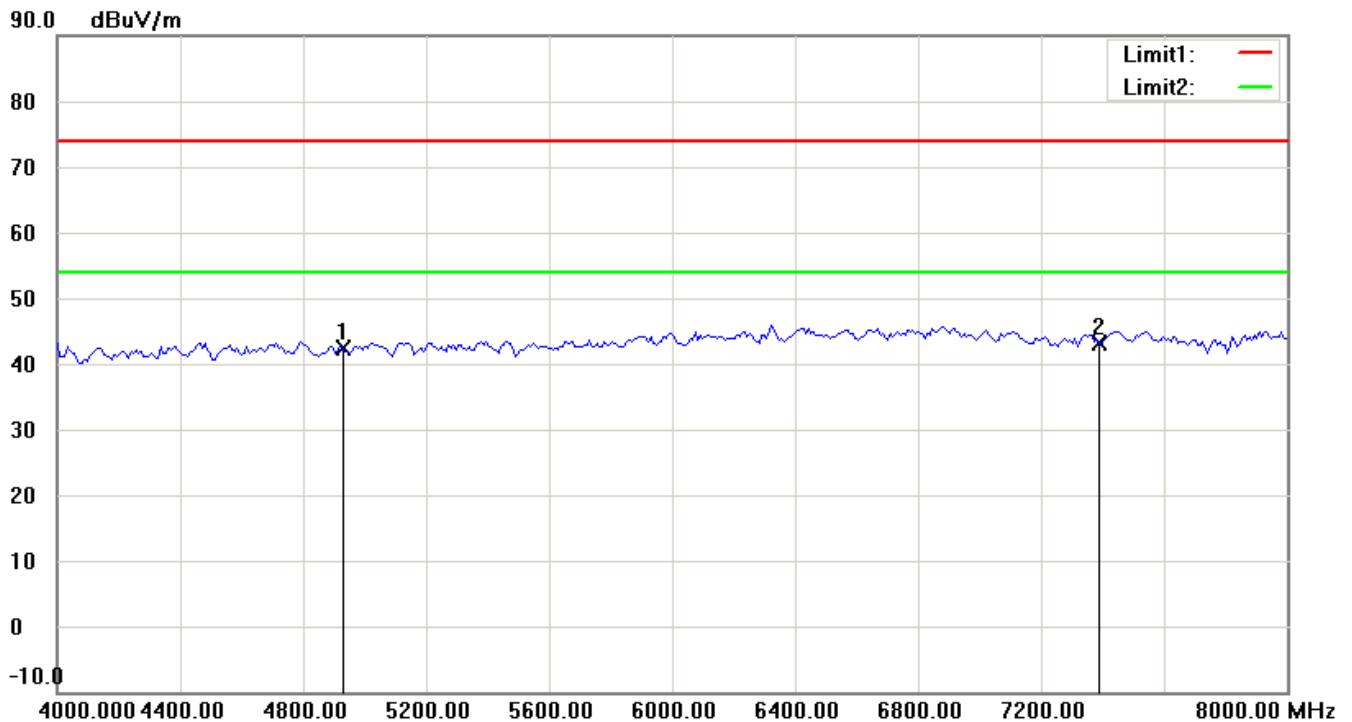
Note:

1. The attached measurement plots are preliminarily pre-scanned with peak detector for determining the final checking frequencies and are for reference only.
2. The some frequencies may exceed the limit line without the specified detectors, but that cannot present the results are failed to the specification of test standard.
3. For corrected test results are listed in the relevant table of radiated test data of this test report.



Worldwide Testing Services(Taiwan) Co., Ltd.

Registration number: W6M21307-13349-FCC
FCC ID: Q7A66000W00



Up Line: Peak Limit Line Down Line: Ave Limit Line

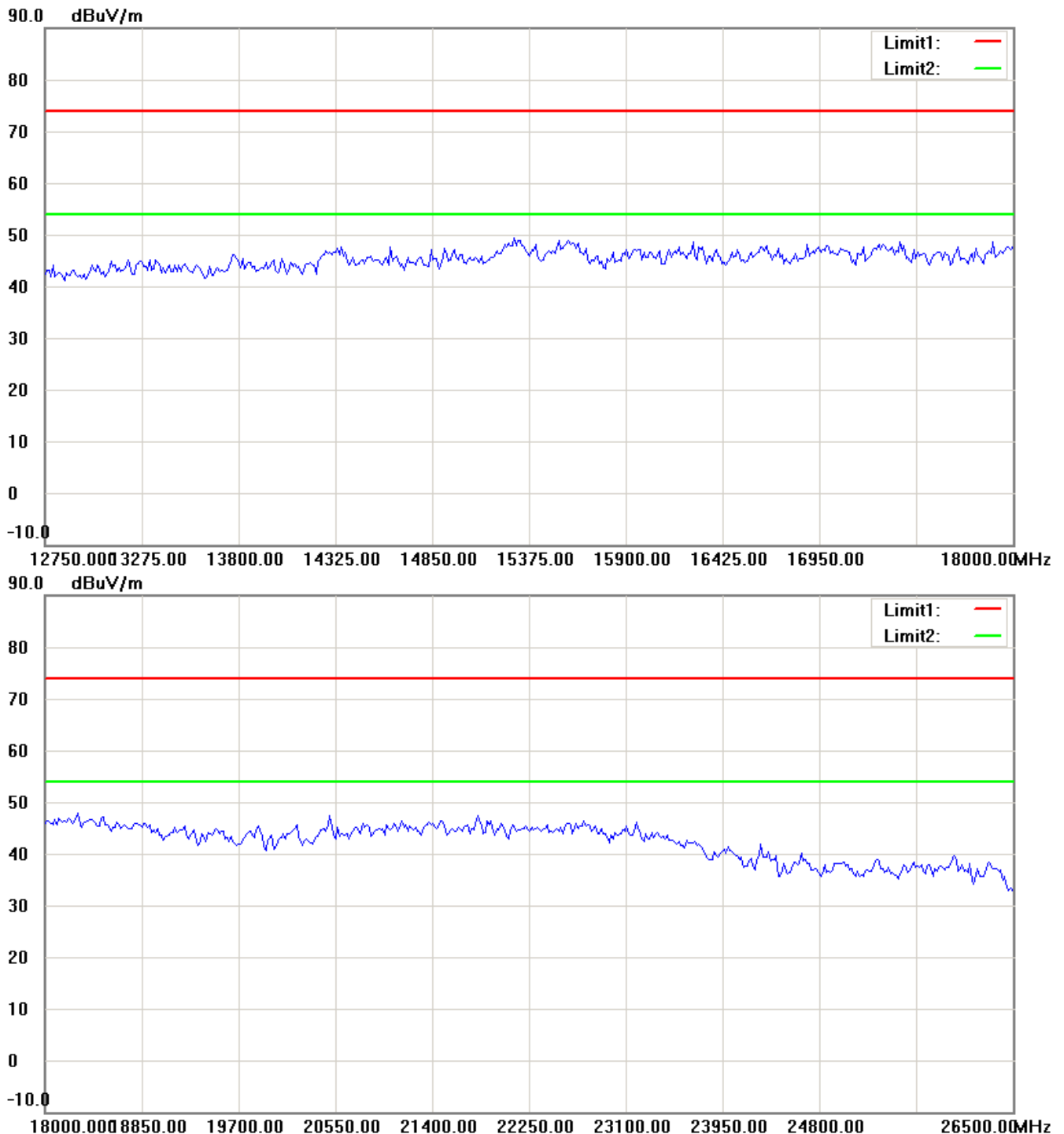
Note:

1. The attached measurement plots are preliminarily pre-scanned with peak detector for determining the final checking frequencies and are for reference only.
2. The some frequencies may exceed the limit line without the specified detectors, but that cannot present the results are failed to the specification of test standard.
3. For corrected test results are listed in the relevant table of radiated test data of this test report.



Worldwide Testing Services(Taiwan) Co., Ltd.

Registration number: W6M21307-13349-FCC
FCC ID: Q7A66000W00



Up Line: Peak Limit Line Down Line: Ave Limit Line

Note:

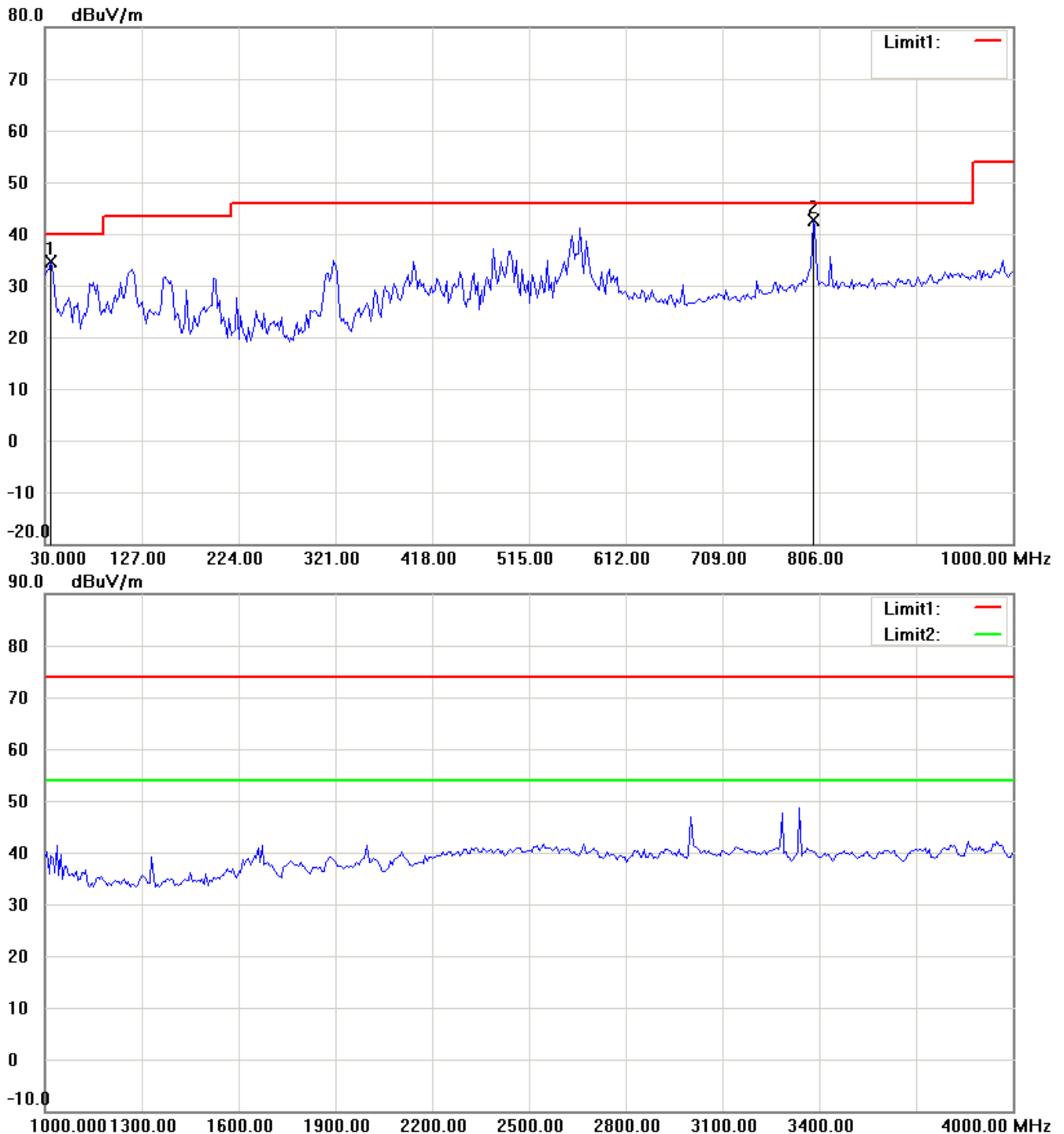
1. The attached measurement plots are preliminarily pre-scanned with peak detector for determining the final checking frequencies and are for reference only.
2. The some frequencies may exceed the limit line without the specified detectors, but that cannot present the results are failed to the specification of test standard.
3. For corrected test results are listed in the relevant table of radiated test data of this test report.



Worldwide Testing Services(Taiwan) Co., Ltd.

Registration number: W6M21307-13349-FCC
FCC ID: Q7A66000W00

Antenna Polarization V



Up Line: Peak Limit Line Down Line: Ave Limit Line

Note:

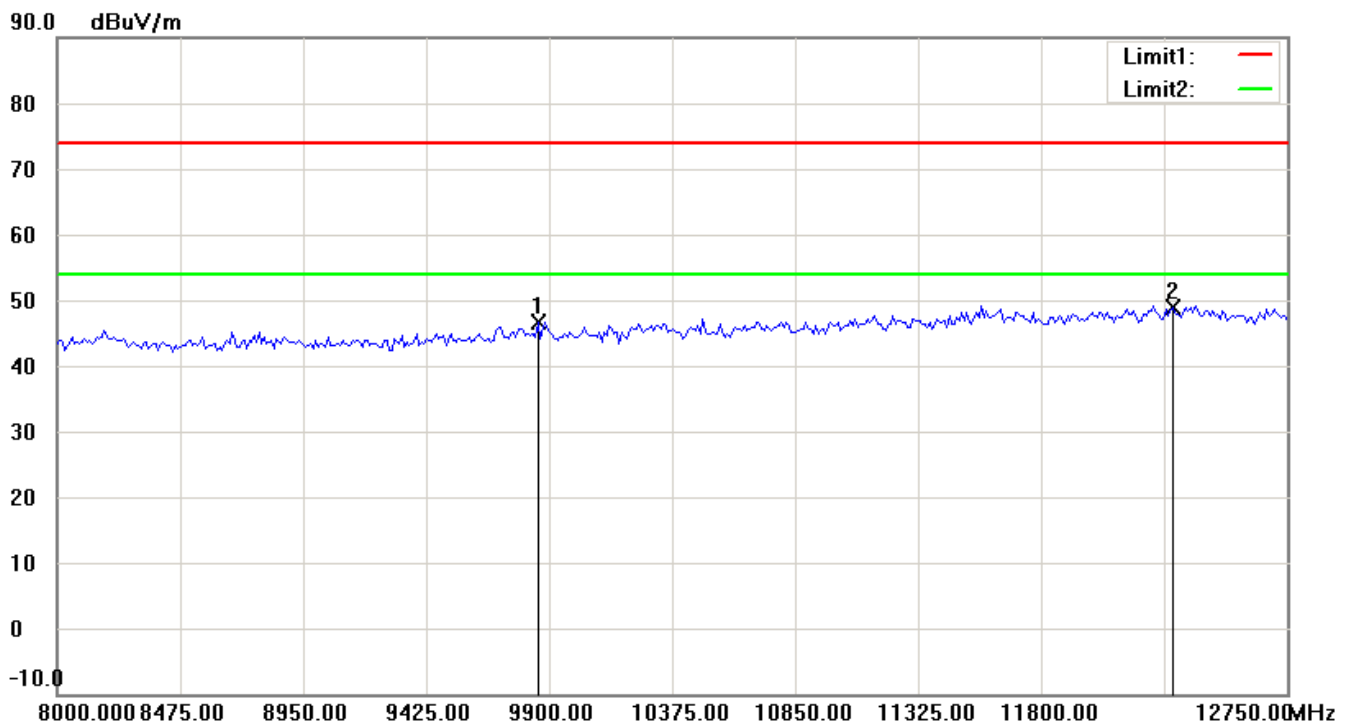
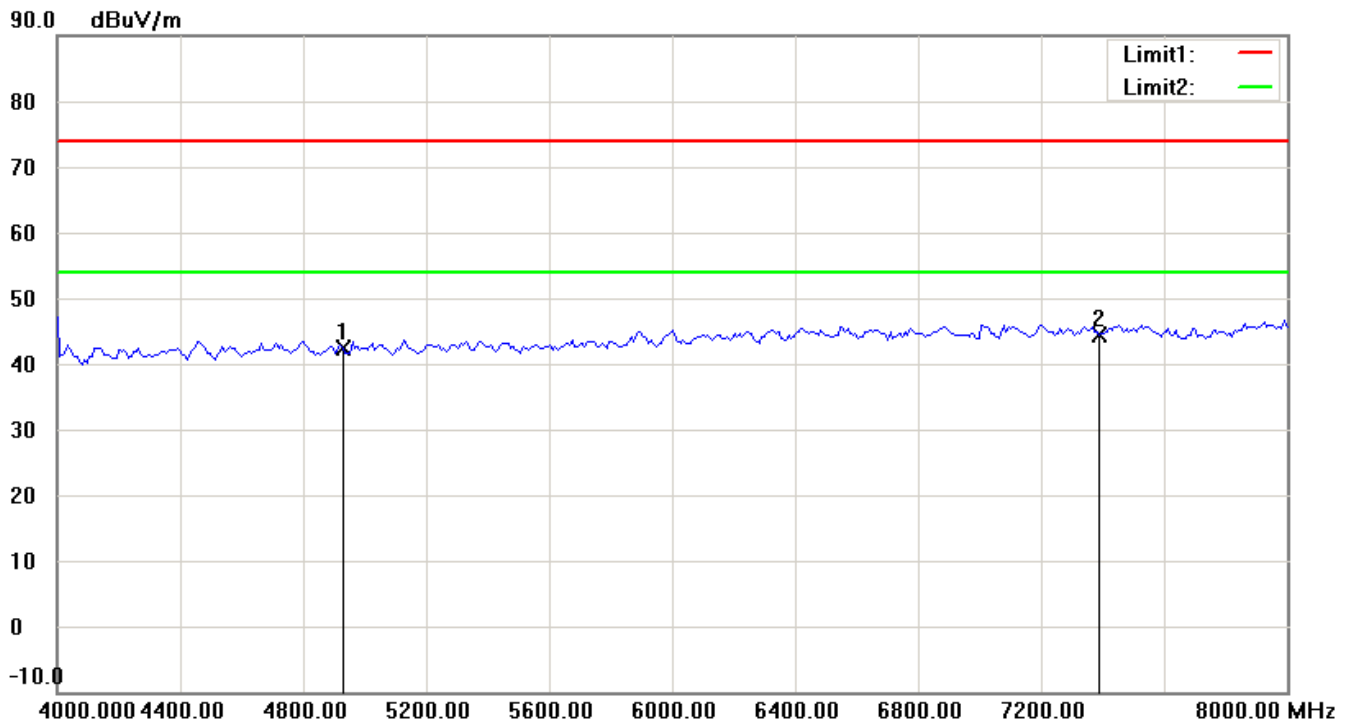
1. The attached measurement plots are preliminarily pre-scanned with peak detector for determining the final checking frequencies and are for reference only.
2. The some frequencies may exceed the limit line without the specified detectors, but that cannot present the results are failed to the specification of test standard.
3. For corrected test results are listed in the relevant table of radiated test data of this test report.



Worldwide Testing Services(Taiwan) Co., Ltd.

Registration number: W6M21307-13349-FCC

FCC ID: Q7A66000W00



Up Line: Peak Limit Line Down Line: Ave Limit Line

Note:

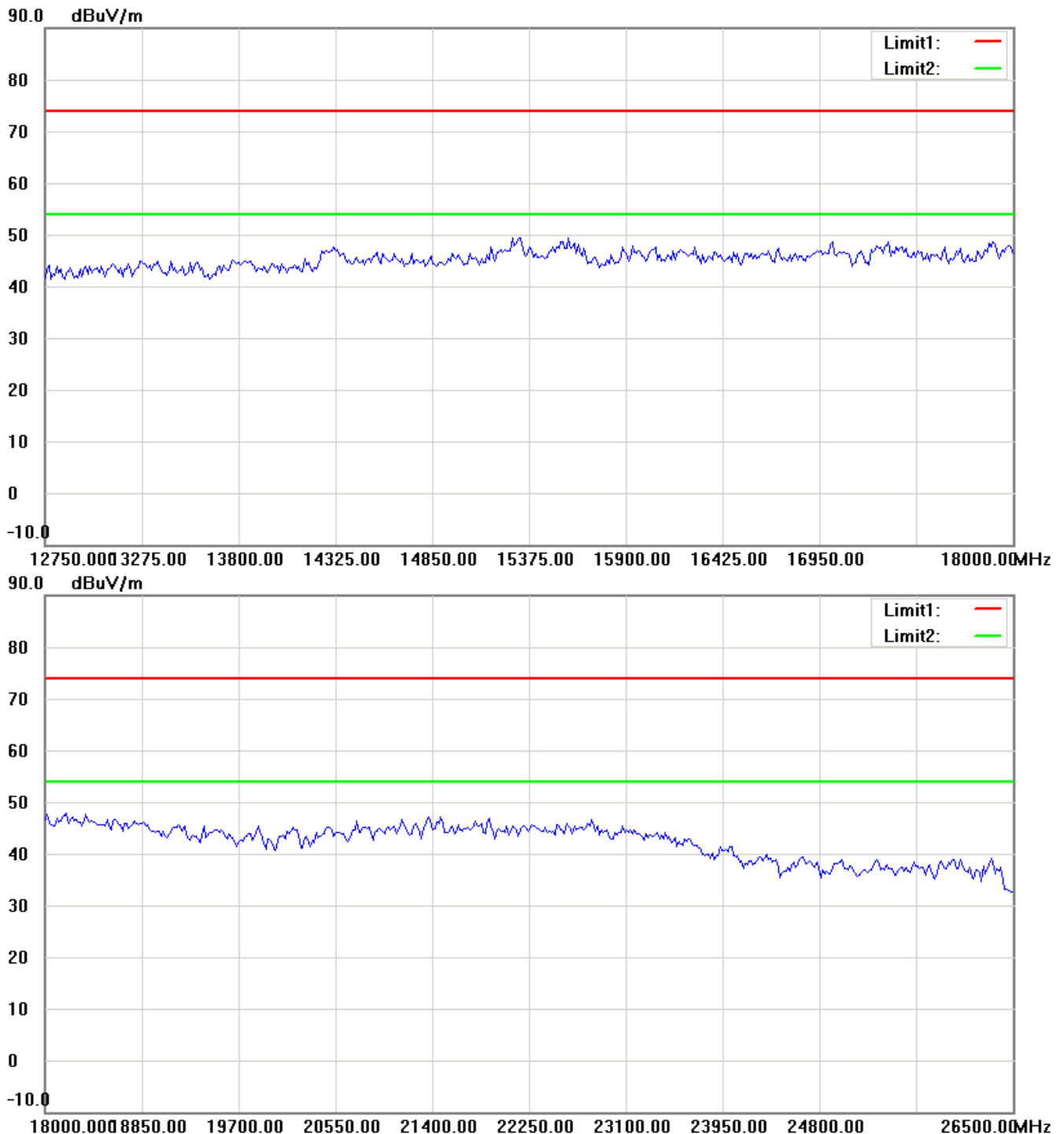
1. The attached measurement plots are preliminarily pre-scanned with peak detector for determining the final checking frequencies and are for reference only.
2. The some frequencies may exceed the limit line without the specified detectors, but that cannot present the results are failed to the specification of test standard.
3. For corrected test results are listed in the relevant table of radiated test data of this test report.



Worldwide Testing Services(Taiwan) Co., Ltd.

Registration number: W6M21307-13349-FCC

FCC ID: Q7A66000W00



Up Line: Peak Limit Line Down Line: Ave Limit Line

Note:

1. The attached measurement plots are preliminarily pre-scanned with peak detector for determining the final checking frequencies and are for reference only.
2. The some frequencies may exceed the limit line without the specified detectors, but that cannot present the results are failed to the specification of test standard.
3. For corrected test results are listed in the relevant table of radiated test data of this test report.



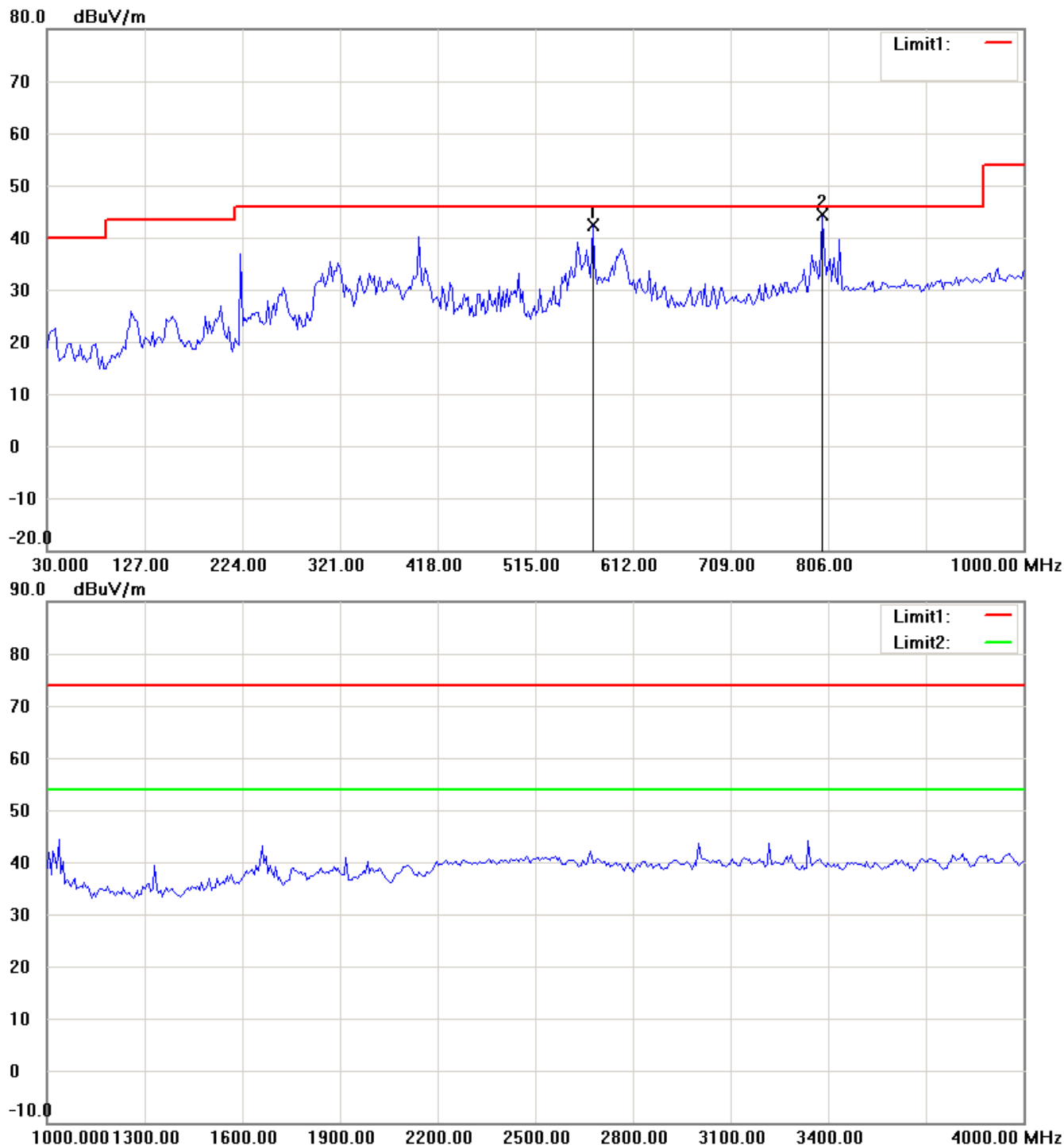
Worldwide Testing Services(Taiwan) Co., Ltd.

Registration number: W6M21307-13349-FCC

FCC ID: Q7A66000W00

TX 802.11g CH1


Antenna Polarization H



Up Line: Peak Limit Line Down Line: Ave Limit Line

Note:

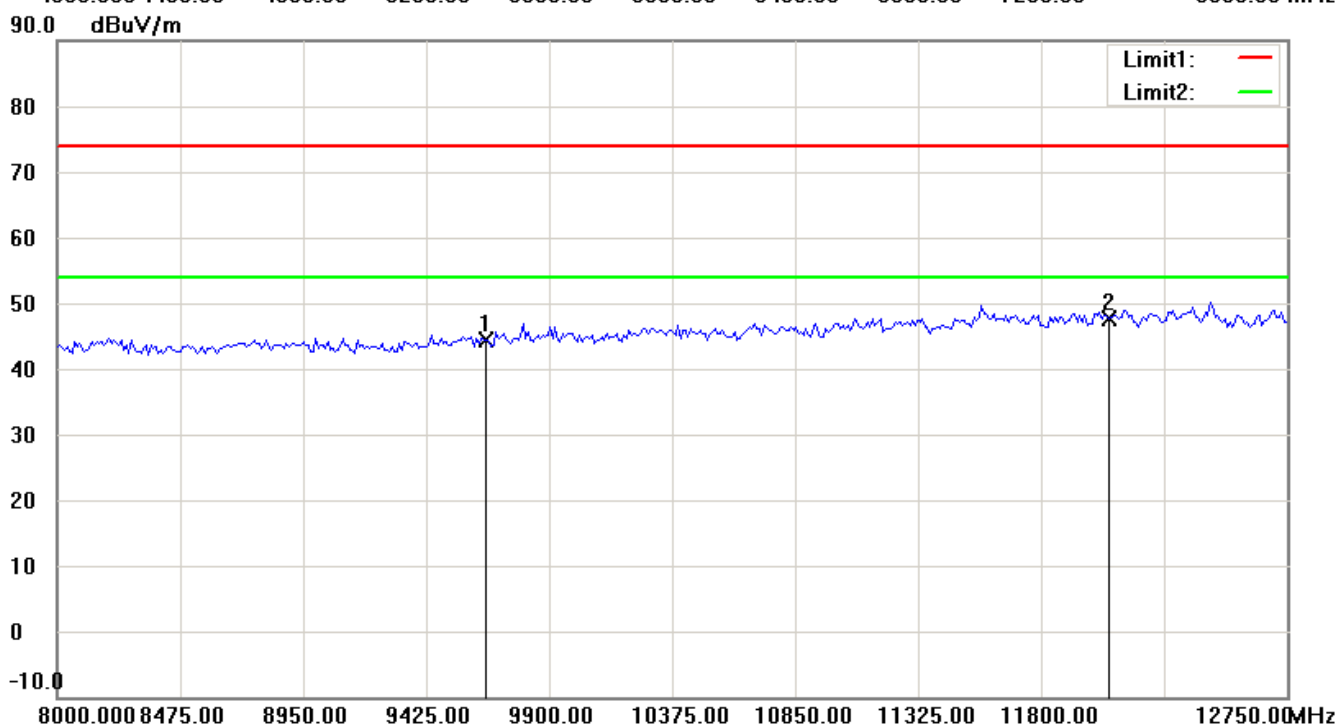
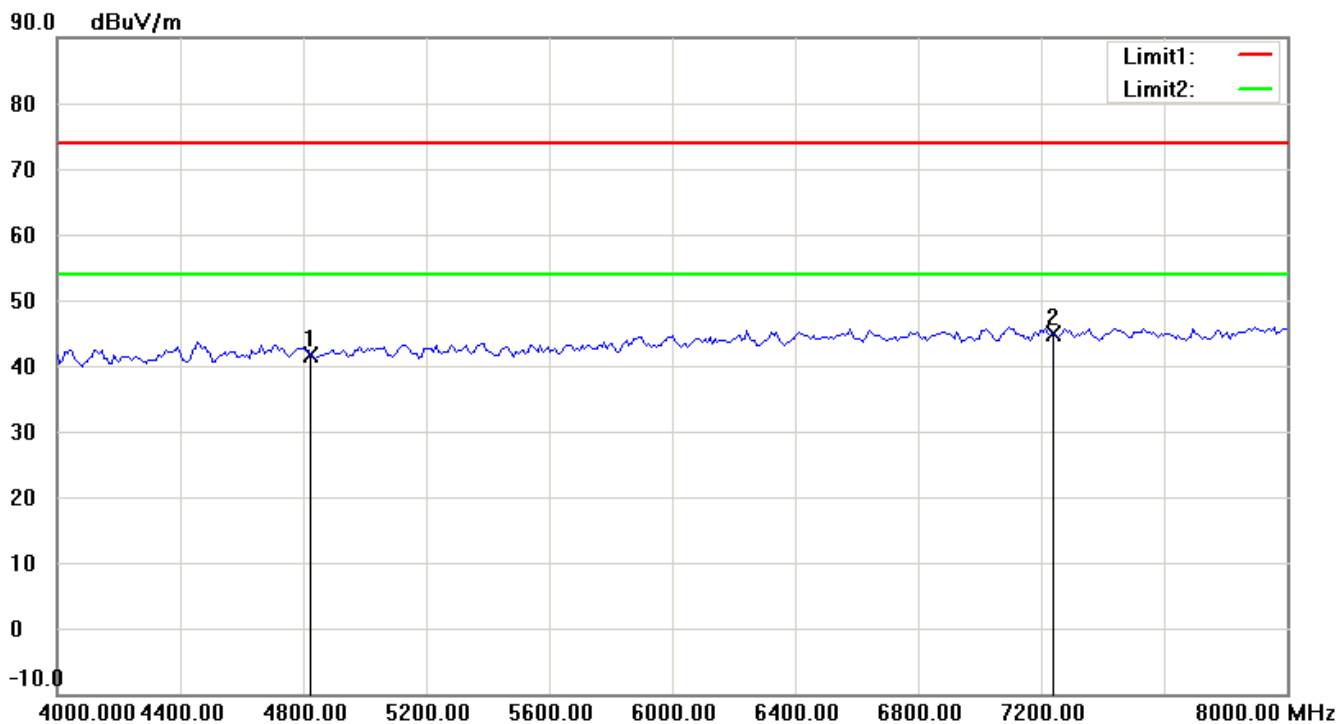
1. The attached measurement plots are preliminarily pre-scanned with peak detector for determining the final checking frequencies and are for reference only.
2. The some frequencies may exceed the limit line without the specified detectors, but that cannot present the results are failed to the specification of test standard.
3. For corrected test results are listed in the relevant table of radiated test data of this test report.



Worldwide Testing Services(Taiwan) Co., Ltd.

Registration number: W6M21307-13349-FCC

FCC ID: Q7A66000W00



Up Line: Peak Limit Line Down Line: Ave Limit Line

Note:

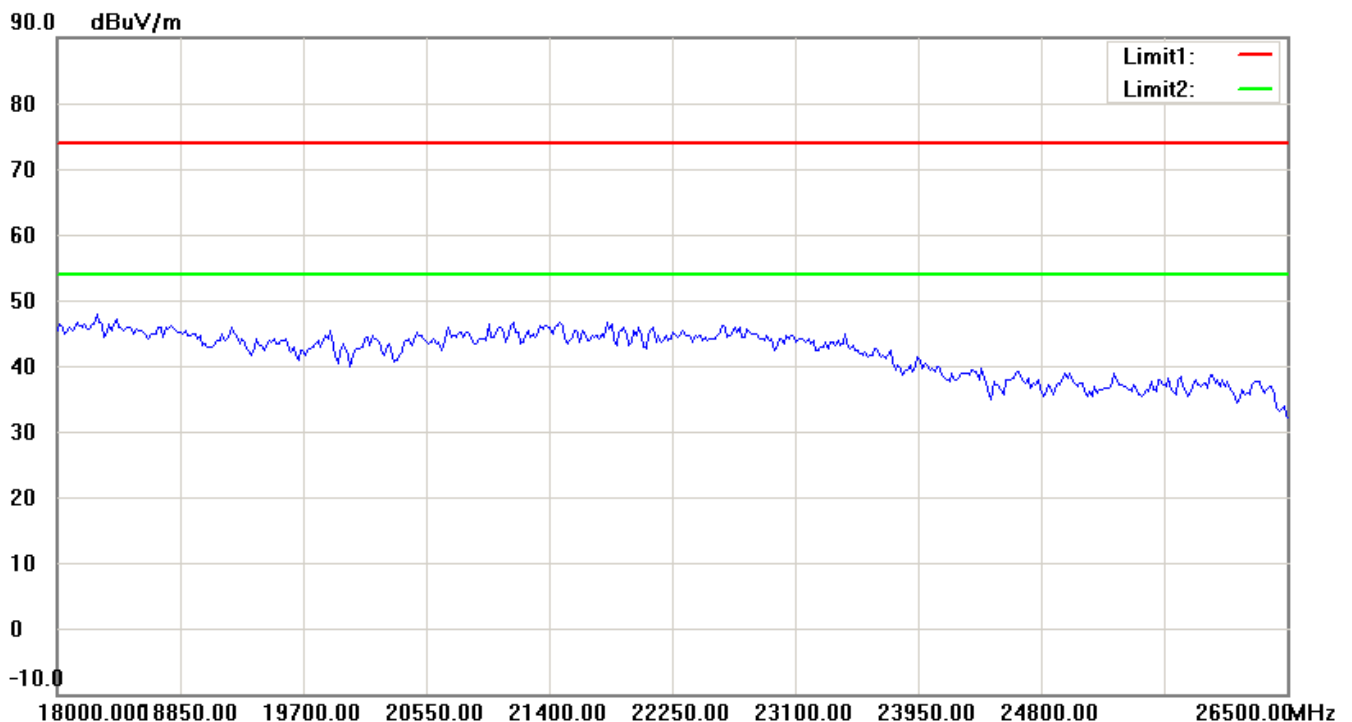
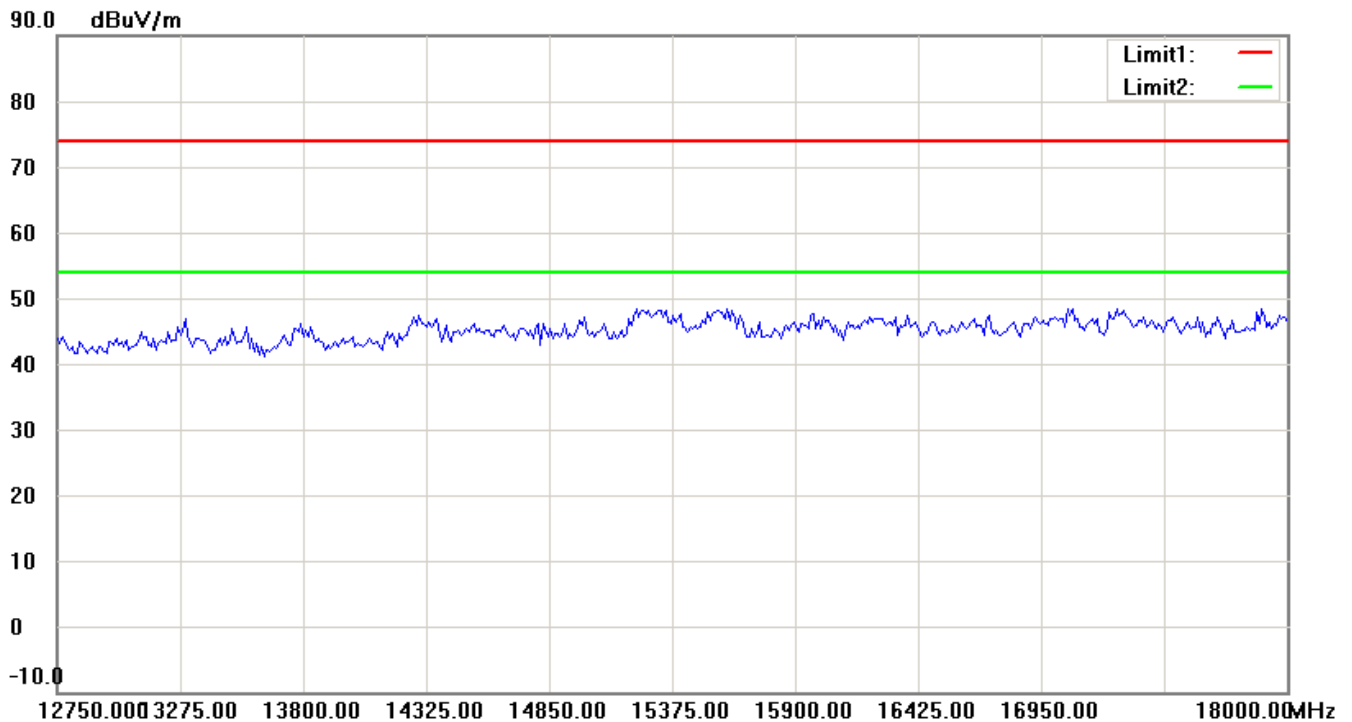
1. The attached measurement plots are preliminarily pre-scanned with peak detector for determining the final checking frequencies and are for reference only.
2. The some frequencies may exceed the limit line without the specified detectors, but that cannot present the results are failed to the specification of test standard.
3. For corrected test results are listed in the relevant table of radiated test data of this test report.



Worldwide Testing Services(Taiwan) Co., Ltd.

Registration number: W6M21307-13349-FCC

FCC ID: Q7A66000W00



Up Line: Peak Limit Line Down Line: Ave Limit Line

Note:

1. The attached measurement plots are preliminarily pre-scanned with peak detector for determining the final checking frequencies and are for reference only.
2. The some frequencies may exceed the limit line without the specified detectors, but that cannot present the results are failed to the specification of test standard.
3. For corrected test results are listed in the relevant table of radiated test data of this test report.

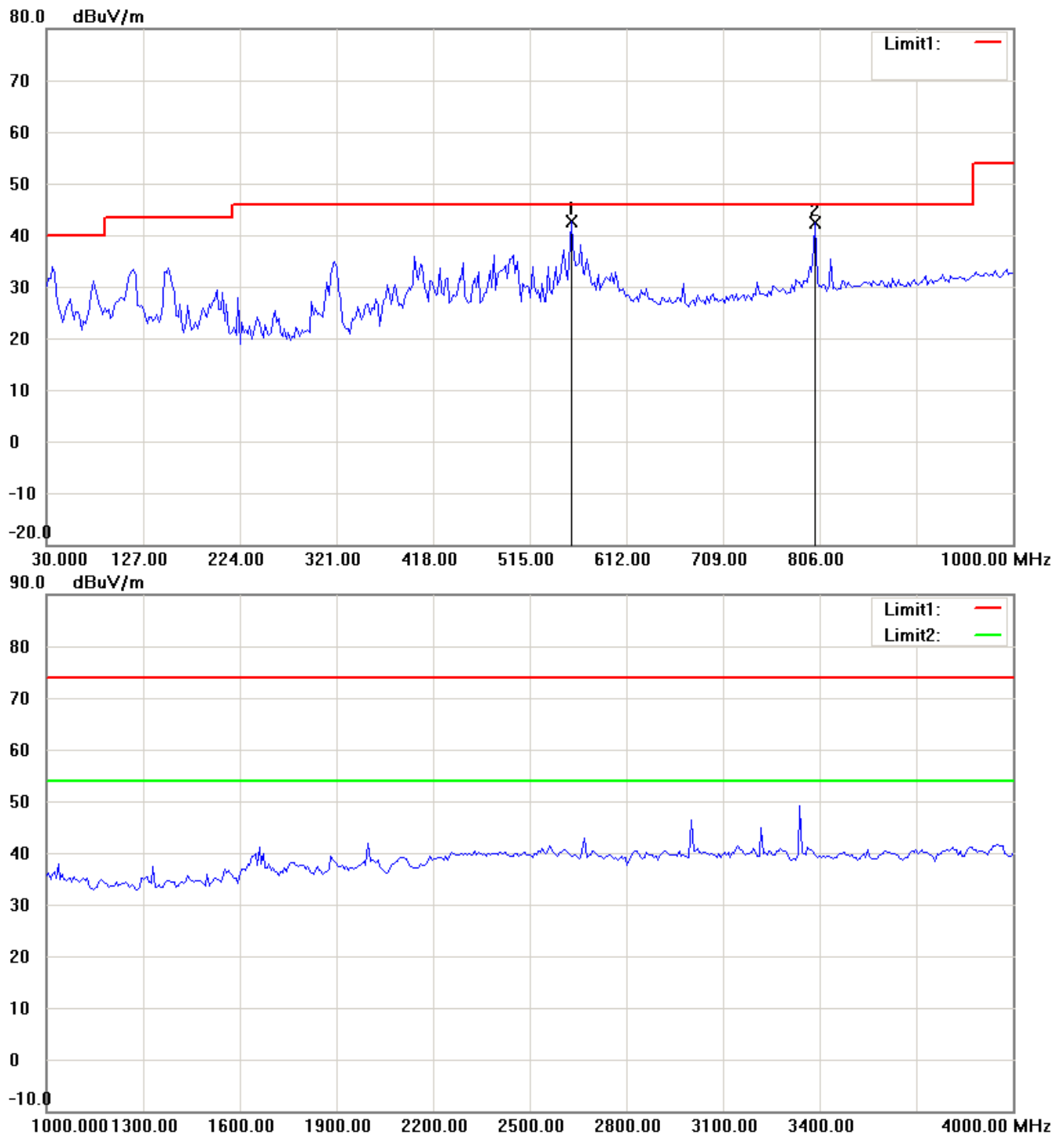


Worldwide Testing Services(Taiwan) Co., Ltd.

Registration number: W6M21307-13349-FCC

FCC ID: Q7A66000W00

Antenna Polarization V



Up Line: Peak Limit Line Down Line: Ave Limit Line

Note:

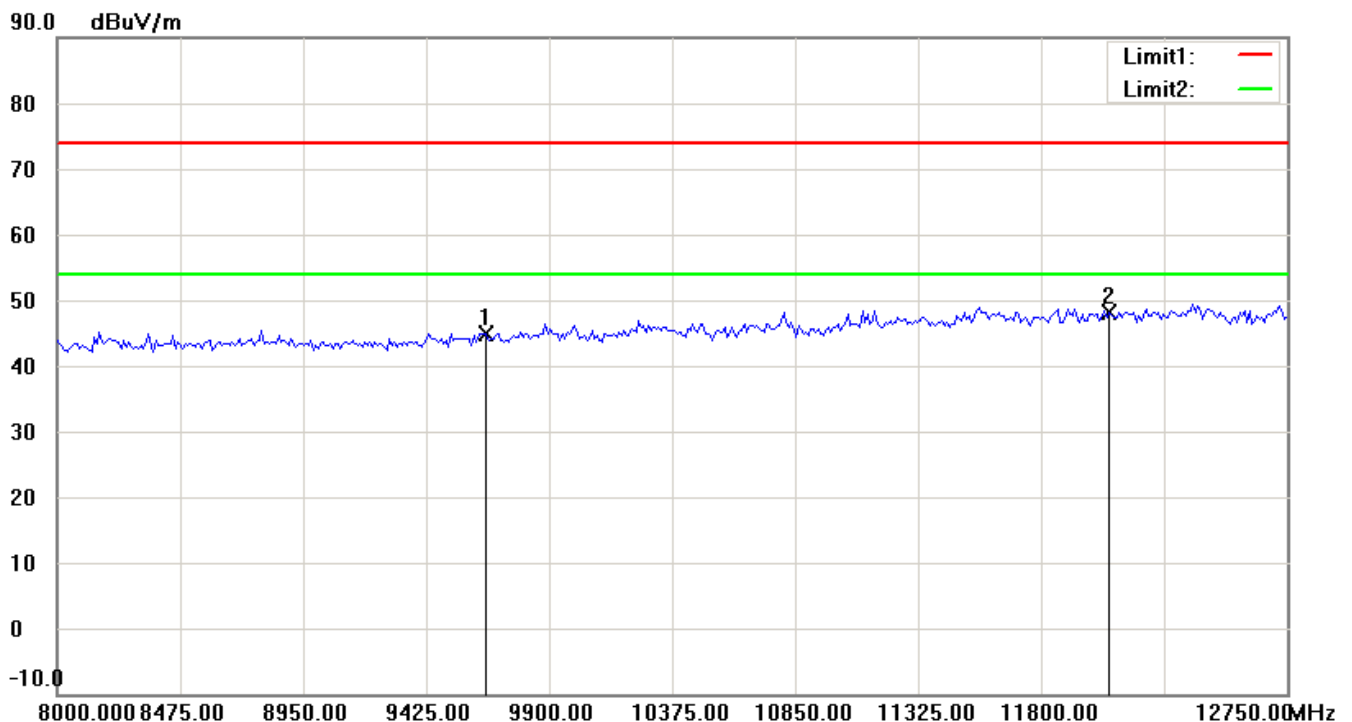
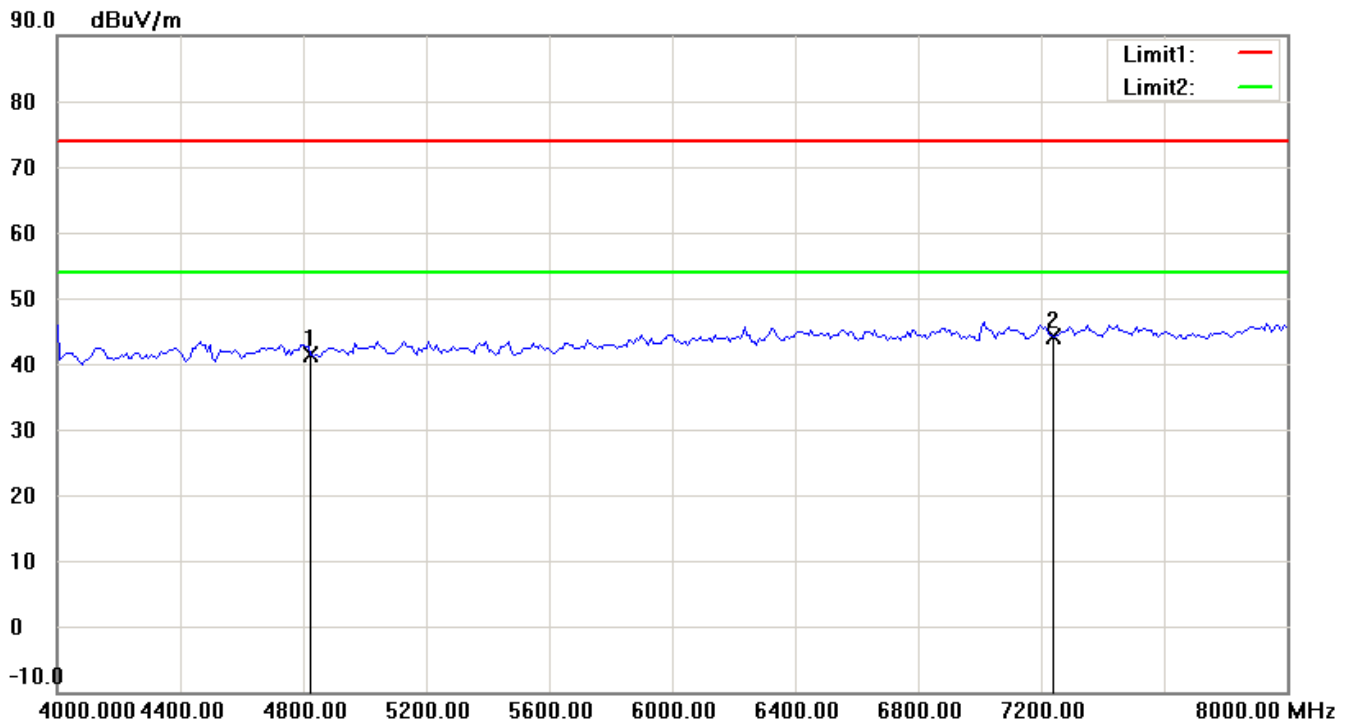
1. The attached measurement plots are preliminarily pre-scanned with peak detector for determining the final checking frequencies and are for reference only.
2. The some frequencies may exceed the limit line without the specified detectors, but that cannot present the results are failed to the specification of test standard.
3. For corrected test results are listed in the relevant table of radiated test data of this test report.



Worldwide Testing Services(Taiwan) Co., Ltd.

Registration number: W6M21307-13349-FCC

FCC ID: Q7A66000W00



Up Line: Peak Limit Line Down Line: Ave Limit Line

Note:

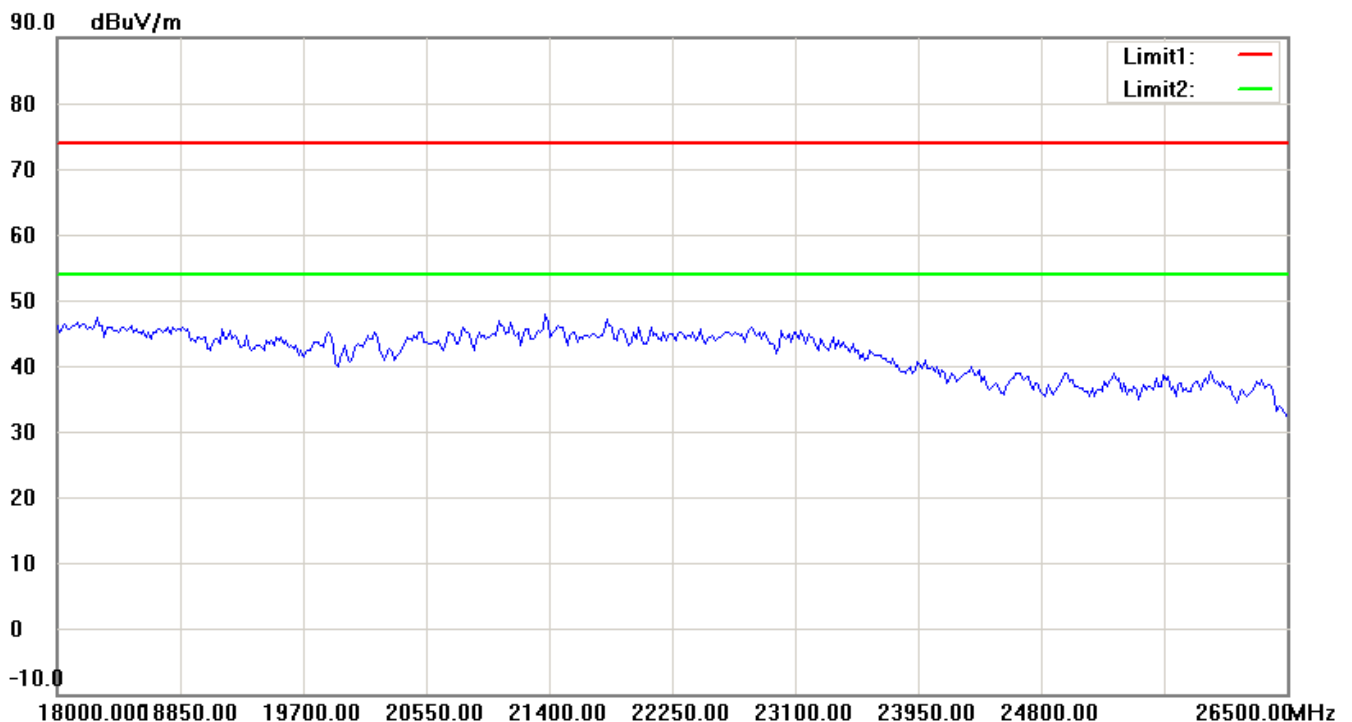
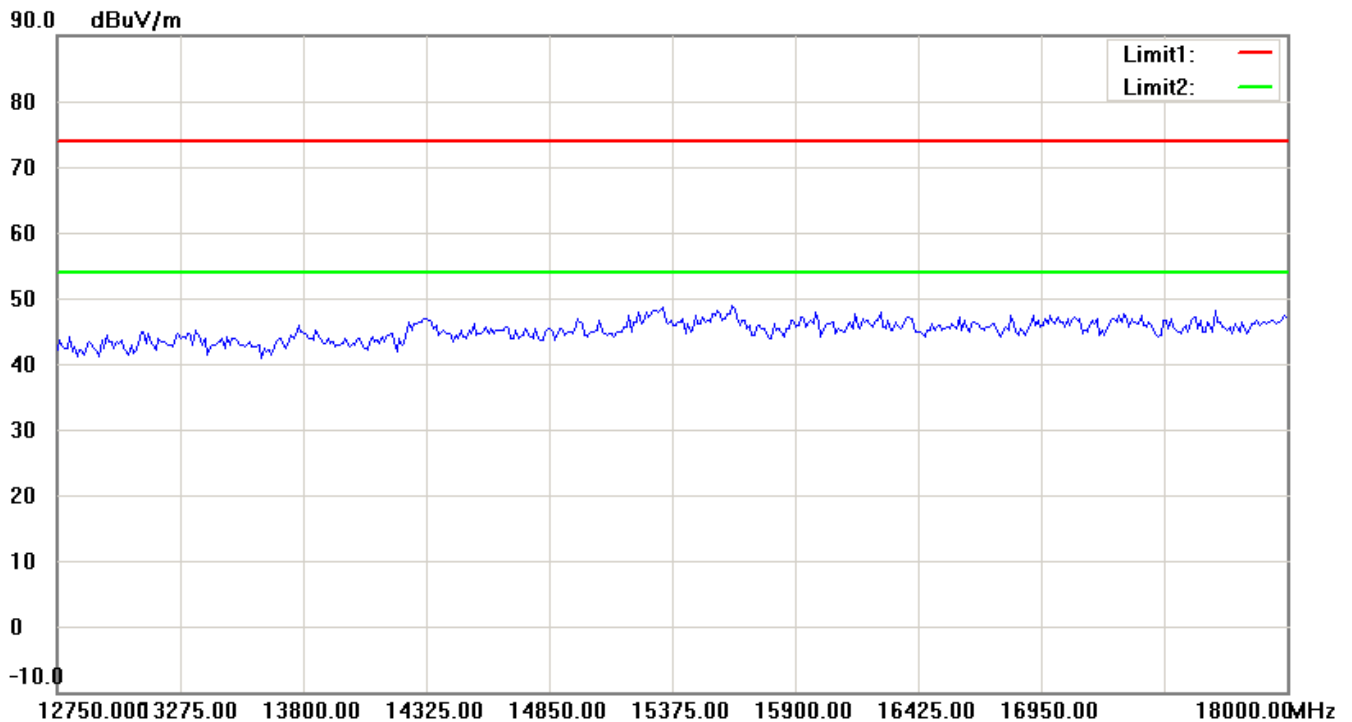
1. The attached measurement plots are preliminarily pre-scanned with peak detector for determining the final checking frequencies and are for reference only.
2. The some frequencies may exceed the limit line without the specified detectors, but that cannot present the results are failed to the specification of test standard.
3. For corrected test results are listed in the relevant table of radiated test data of this test report.



Worldwide Testing Services(Taiwan) Co., Ltd.

Registration number: W6M21307-13349-FCC

FCC ID: Q7A66000W00



Up Line: Peak Limit Line Down Line: Ave Limit Line

Note:

1. The attached measurement plots are preliminarily pre-scanned with peak detector for determining the final checking frequencies and are for reference only.
2. The some frequencies may exceed the limit line without the specified detectors, but that cannot present the results are failed to the specification of test standard.
3. For corrected test results are listed in the relevant table of radiated test data of this test report.



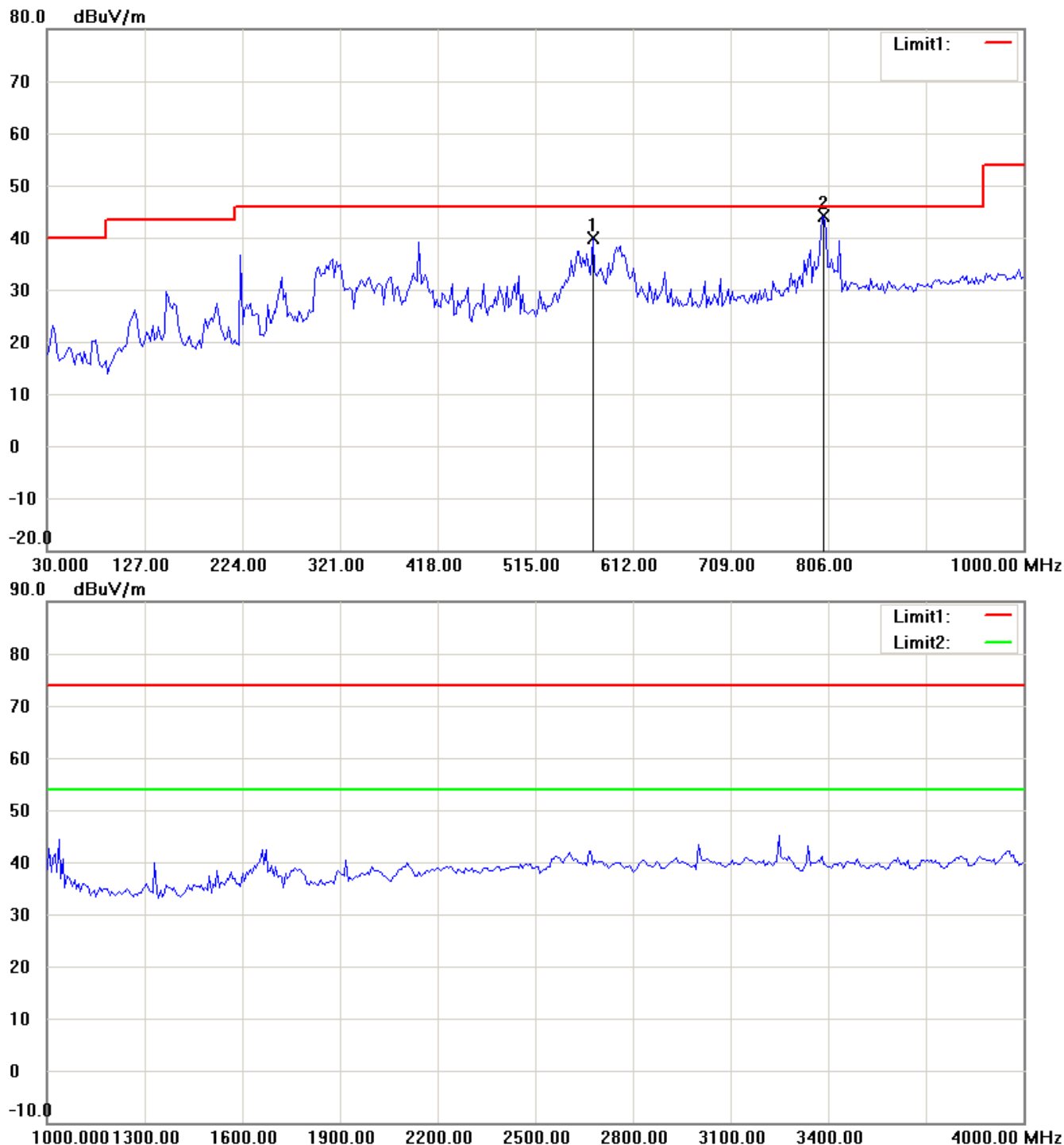
Worldwide Testing Services(Taiwan) Co., Ltd.

Registration number: W6M21307-13349-FCC

FCC ID: Q7A66000W00

TX 802.11g CH6

Antenna Polarization H



Up Line: Peak Limit Line Down Line: Ave Limit Line

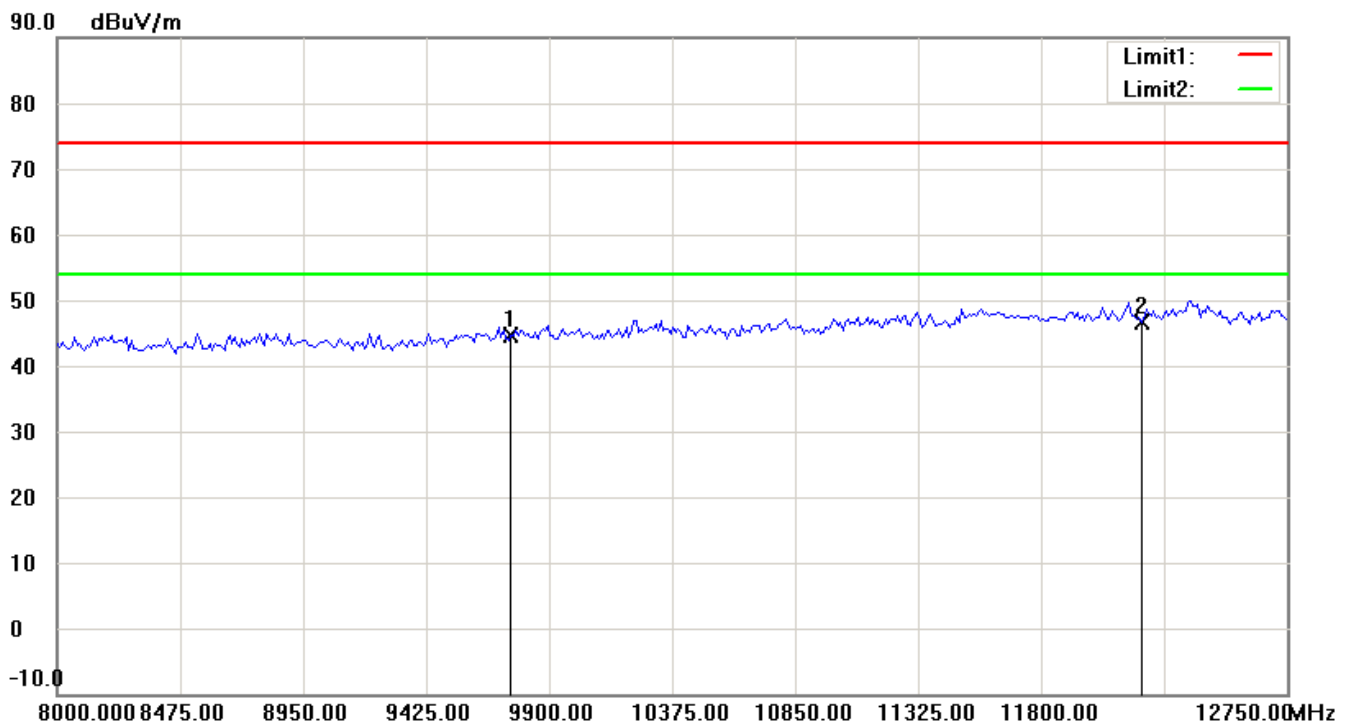
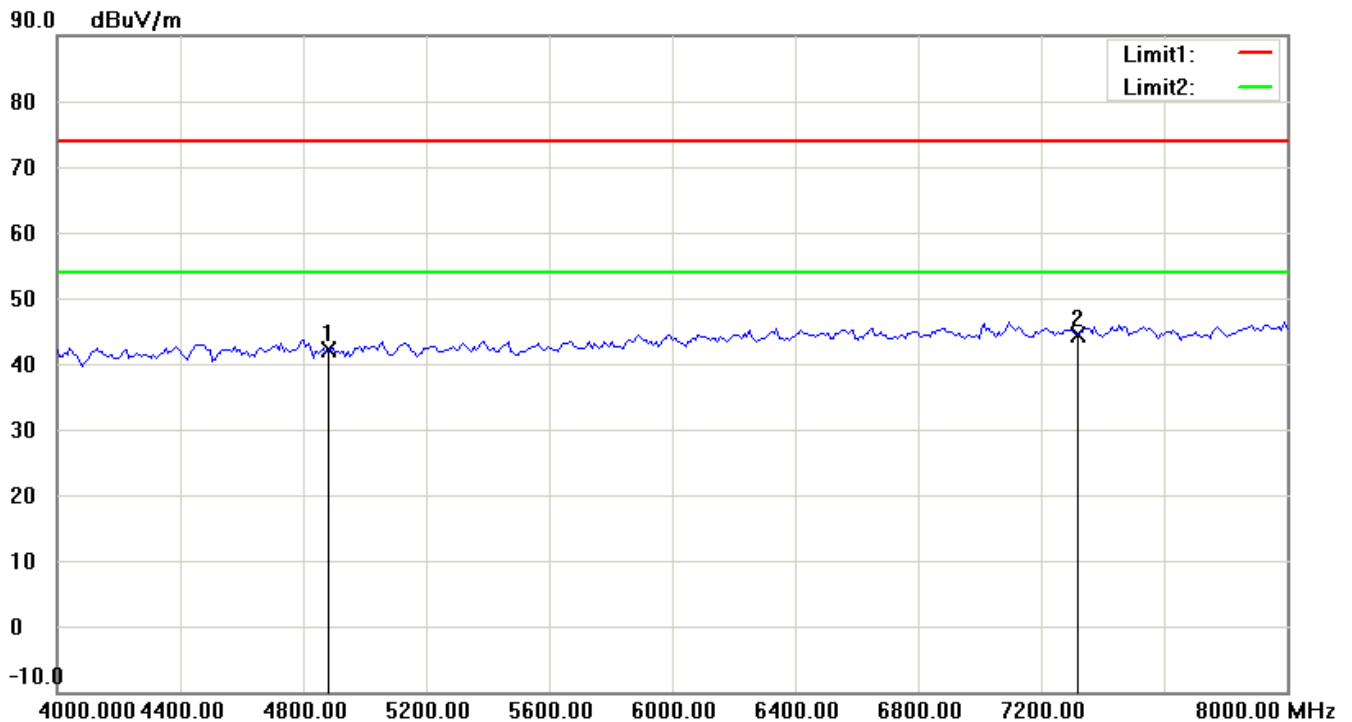
Note:

1. The attached measurement plots are preliminarily pre-scanned with peak detector for determining the final checking frequencies and are for reference only.
2. The some frequencies may exceed the limit line without the specified detectors, but that cannot present the results are failed to the specification of test standard.
3. For corrected test results are listed in the relevant table of radiated test data of this test report.



Worldwide Testing Services(Taiwan) Co., Ltd.

Registration number: W6M21307-13349-FCC
FCC ID: Q7A66000W00



Up Line: Peak Limit Line Down Line: Ave Limit Line

Note:

1. The attached measurement plots are preliminarily pre-scanned with peak detector for determining the final checking frequencies and are for reference only.
2. The some frequencies may exceed the limit line without the specified detectors, but that cannot present the results are failed to the specification of test standard.
3. For corrected test results are listed in the relevant table of radiated test data of this test report.



Worldwide Testing Services(Taiwan) Co., Ltd.

Registration number: W6M21307-13349-FCC
FCC ID: Q7A66000W00



Up Line: Peak Limit Line Down Line: Ave Limit Line

Note:

1. The attached measurement plots are preliminarily pre-scanned with peak detector for determining the final checking frequencies and are for reference only.
2. The some frequencies may exceed the limit line without the specified detectors, but that cannot present the results are failed to the specification of test standard.
3. For corrected test results are listed in the relevant table of radiated test data of this test report.

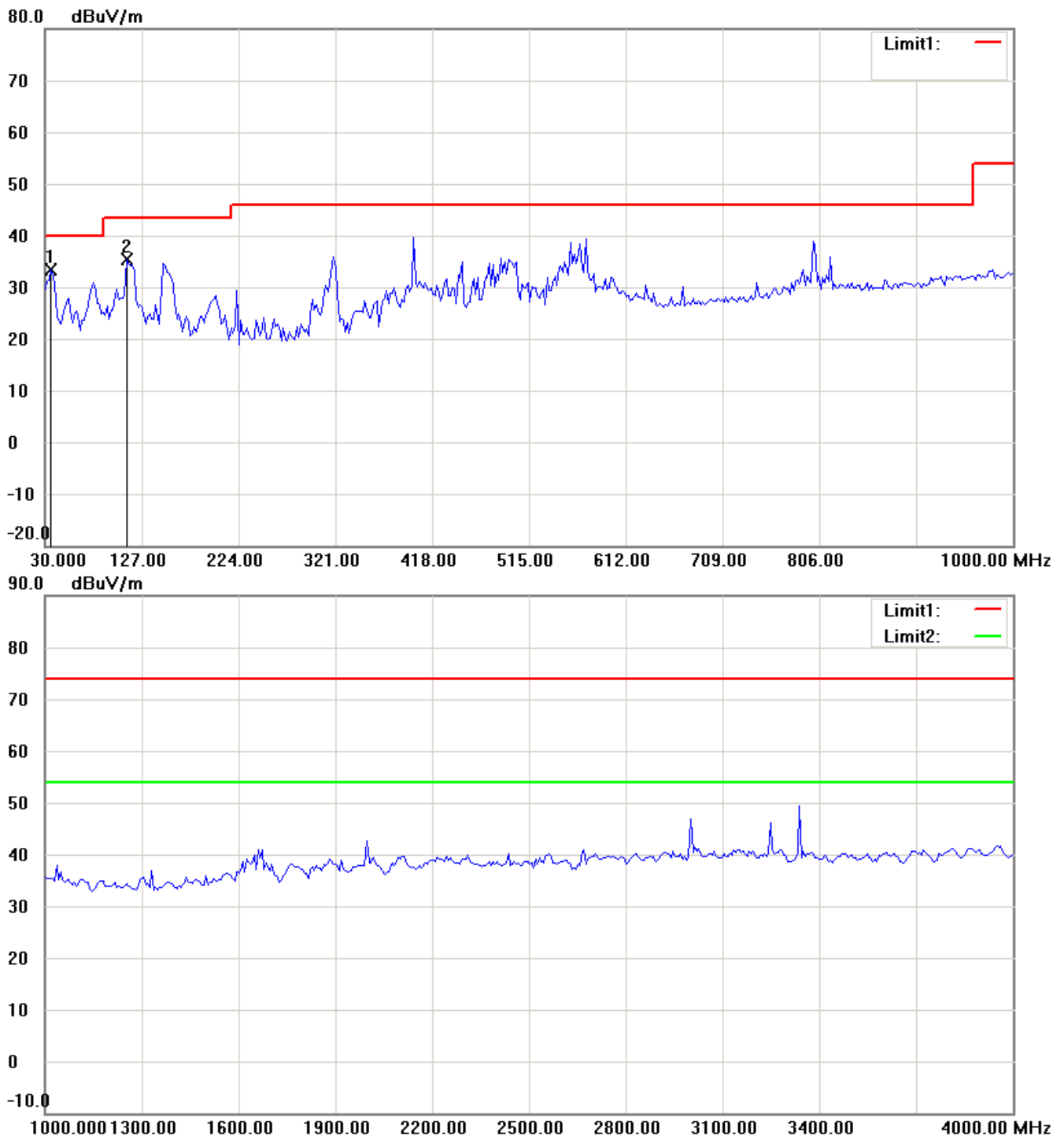


Worldwide Testing Services(Taiwan) Co., Ltd.

Registration number: W6M21307-13349-FCC

FCC ID: Q7A66000W00

Antenna Polarization V



Up Line: Peak Limit Line Down Line: Ave Limit Line

Note:

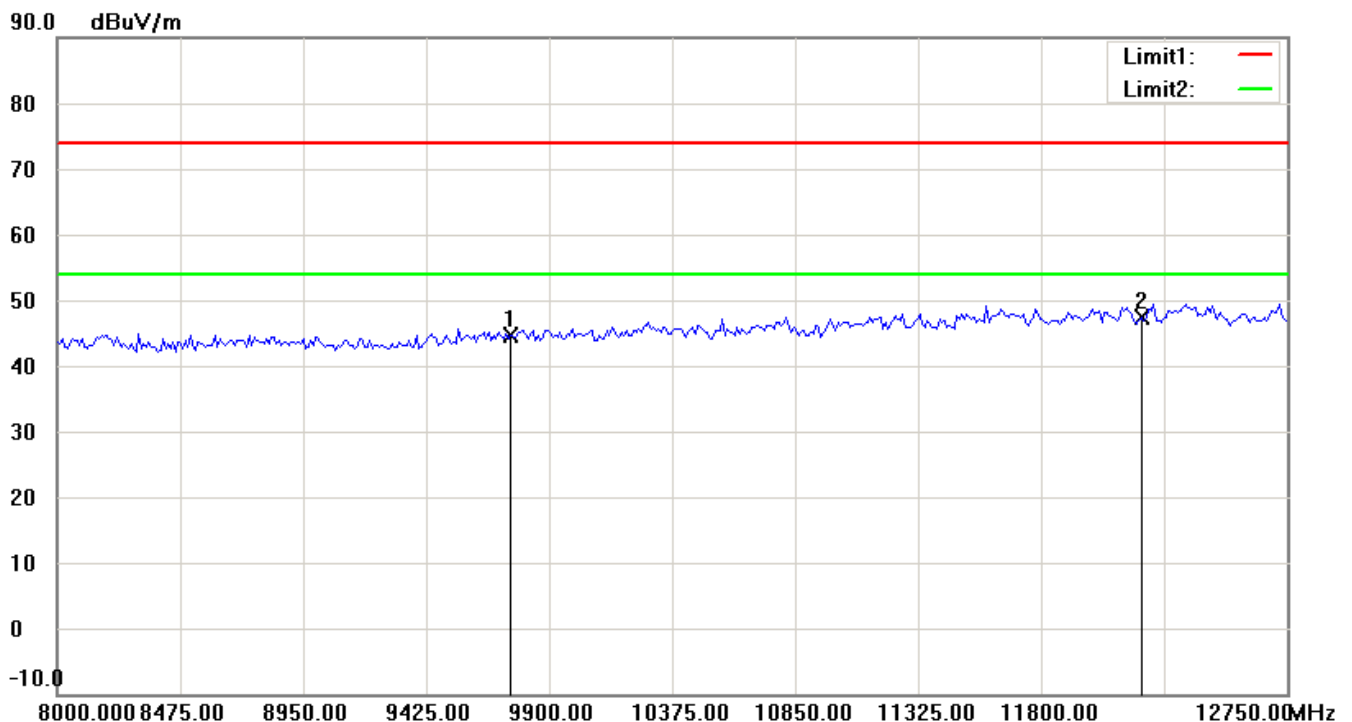
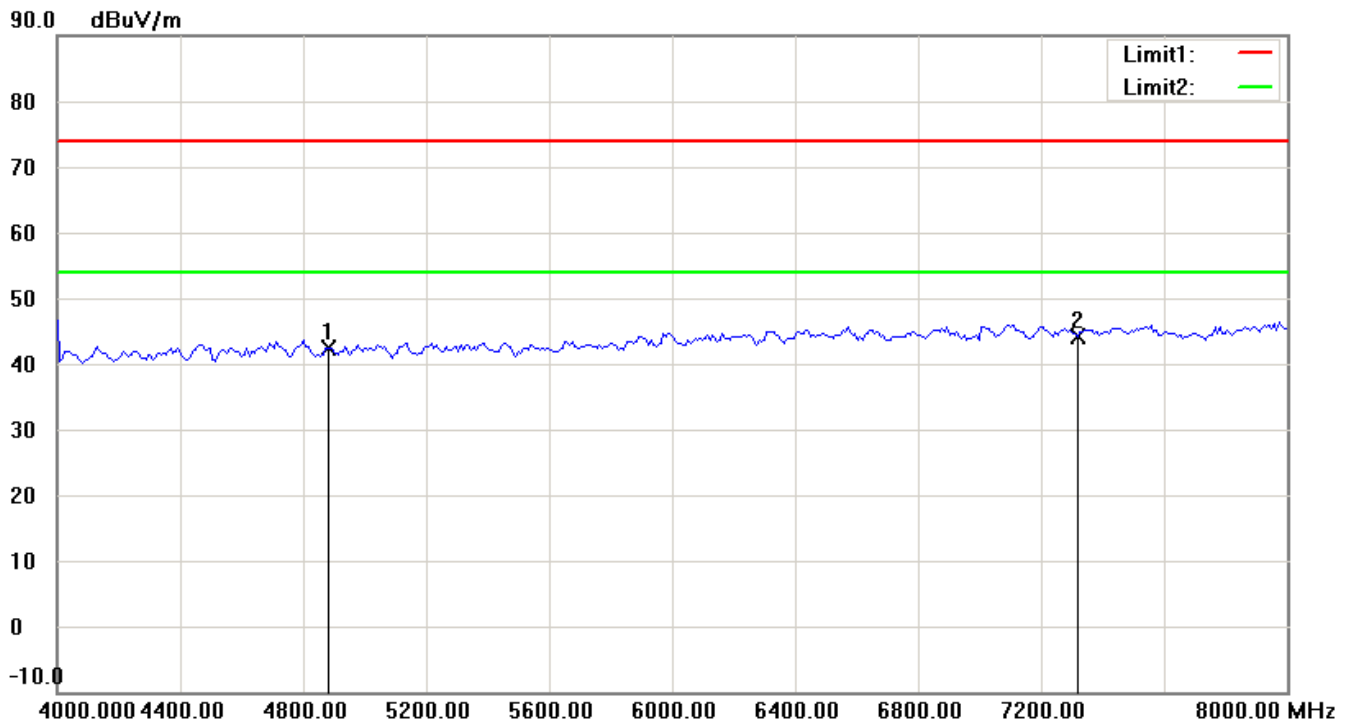
1. The attached measurement plots are preliminarily pre-scanned with peak detector for determining the final checking frequencies and are for reference only.
2. The some frequencies may exceed the limit line without the specified detectors, but that cannot present the results are failed to the specification of test standard.
3. For corrected test results are listed in the relevant table of radiated test data of this test report.



Worldwide Testing Services(Taiwan) Co., Ltd.

Registration number: W6M21307-13349-FCC

FCC ID: Q7A66000W00



Up Line: Peak Limit Line Down Line: Ave Limit Line

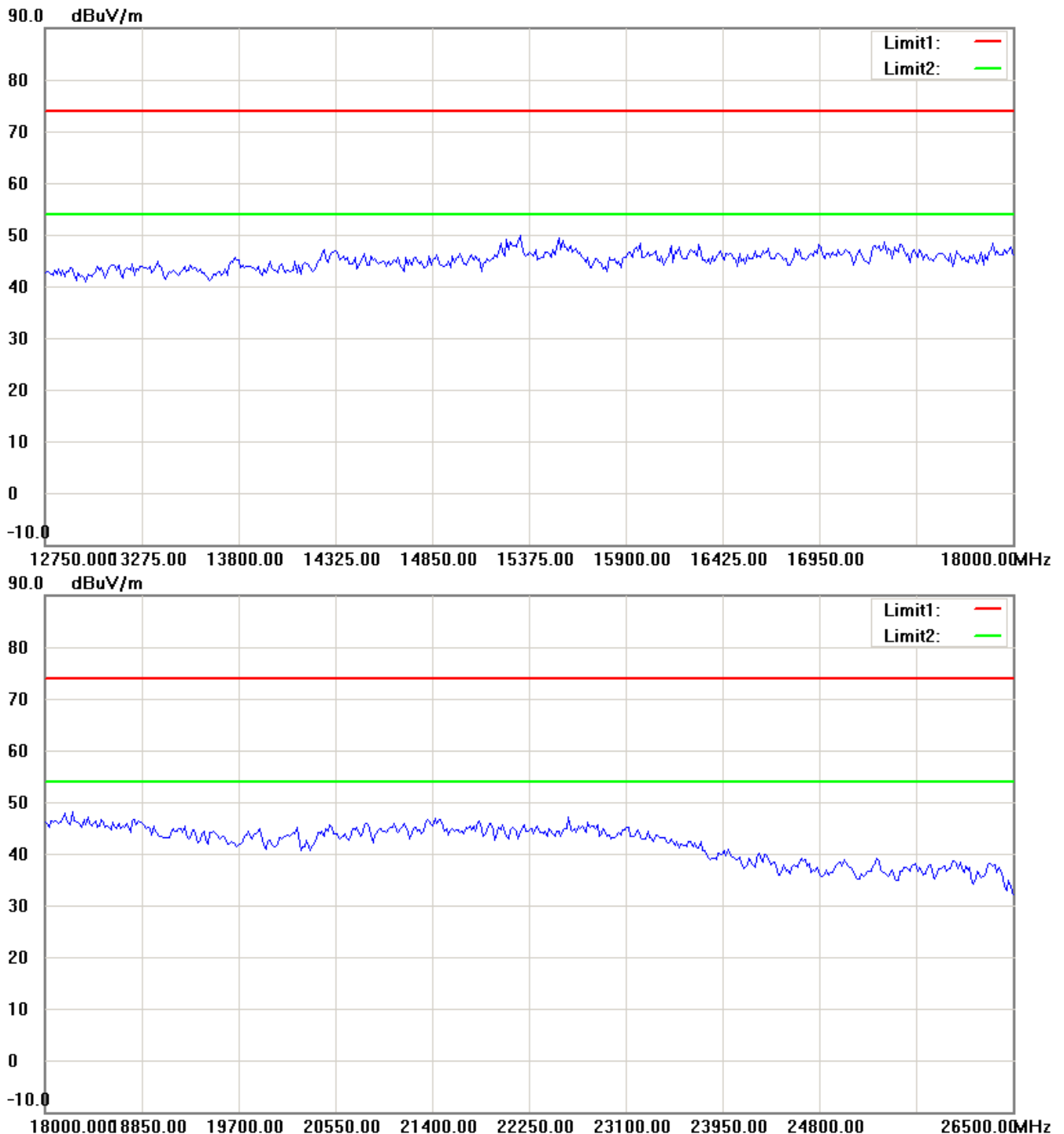
Note:

1. The attached measurement plots are preliminarily pre-scanned with peak detector for determining the final checking frequencies and are for reference only.
2. The some frequencies may exceed the limit line without the specified detectors, but that cannot present the results are failed to the specification of test standard.
3. For corrected test results are listed in the relevant table of radiated test data of this test report.



Worldwide Testing Services(Taiwan) Co., Ltd.


Registration number: W6M21307-13349-FCC
FCC ID: Q7A66000W00



Up Line: Peak Limit Line Down Line: Ave Limit Line

Note:

1. The attached measurement plots are preliminarily pre-scanned with peak detector for determining the final checking frequencies and are for reference only.
2. The some frequencies may exceed the limit line without the specified detectors, but that cannot present the results are failed to the specification of test standard.
3. For corrected test results are listed in the relevant table of radiated test data of this test report.



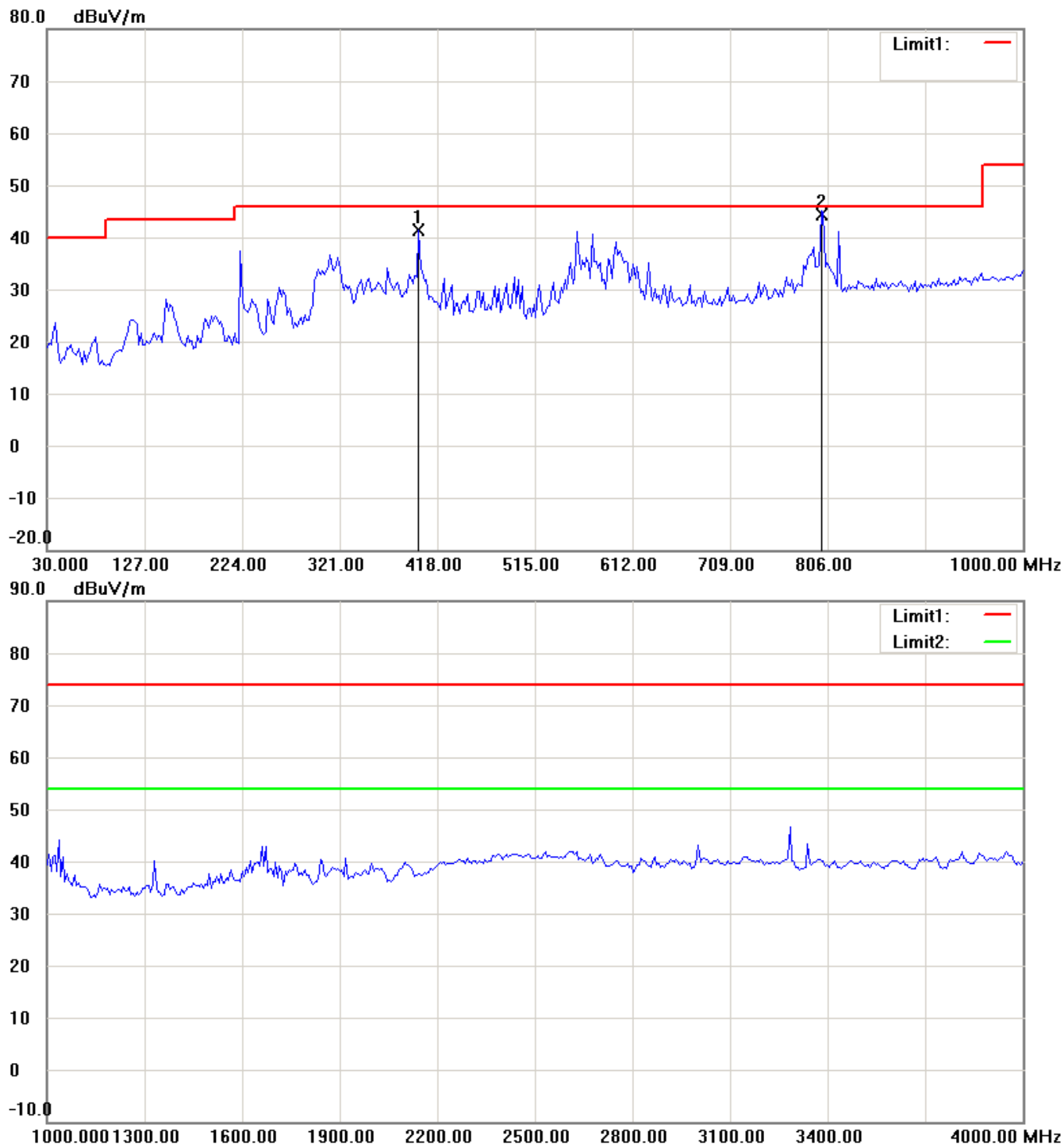
Worldwide Testing Services(Taiwan) Co., Ltd.

Registration number: W6M21307-13349-FCC

FCC ID: Q7A66000W00

TX 802.11g CH11

Antenna Polarization H



Up Line: Peak Limit Line Down Line: Ave Limit Line

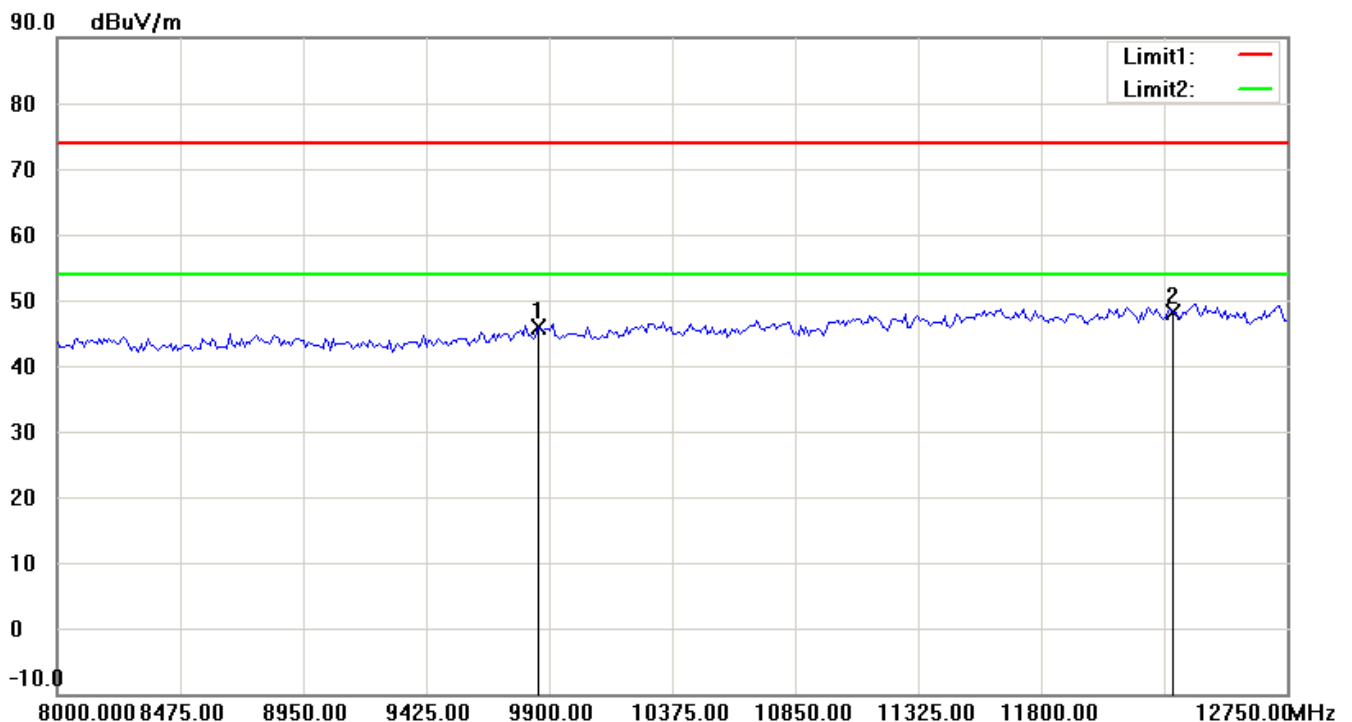
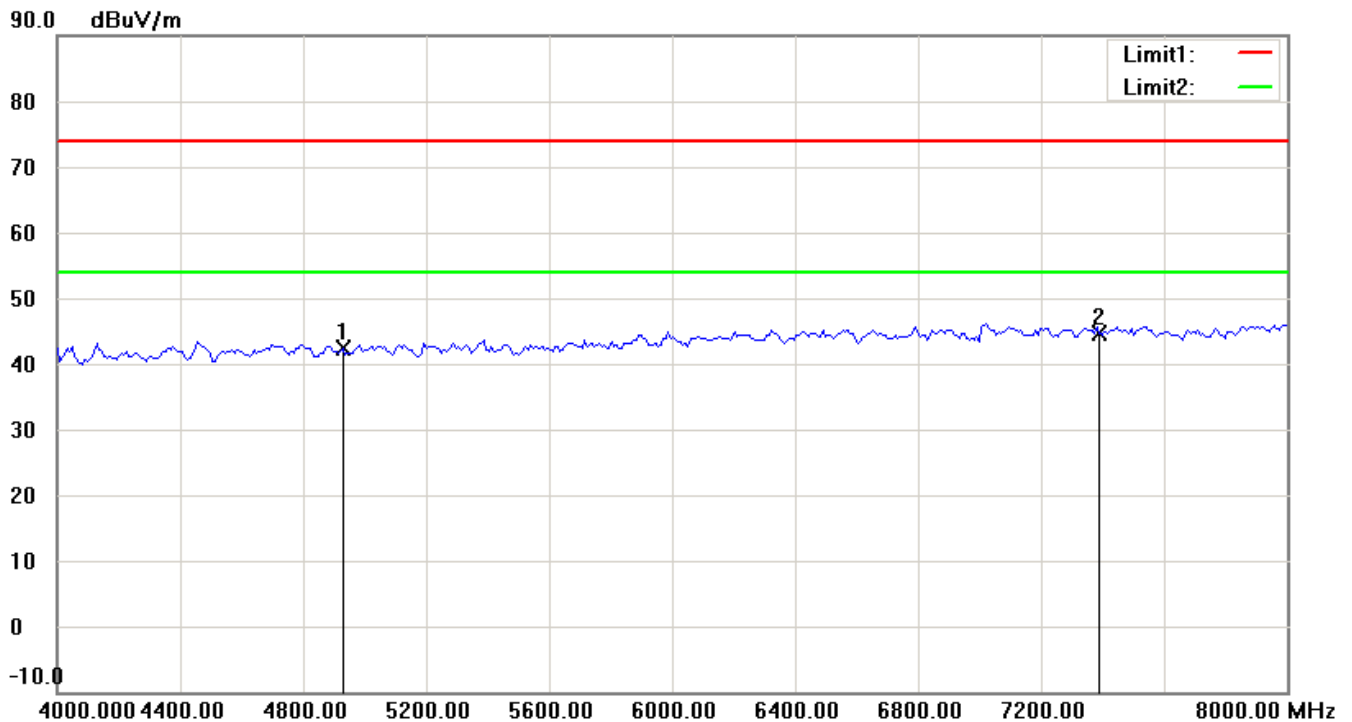
Note:

1. The attached measurement plots are preliminarily pre-scanned with peak detector for determining the final checking frequencies and are for reference only.
2. The some frequencies may exceed the limit line without the specified detectors, but that cannot present the results are failed to the specification of test standard.
3. For corrected test results are listed in the relevant table of radiated test data of this test report.



Worldwide Testing Services(Taiwan) Co., Ltd.

Registration number: W6M21307-13349-FCC
FCC ID: Q7A66000W00



Up Line: Peak Limit Line Down Line: Ave Limit Line

Note:

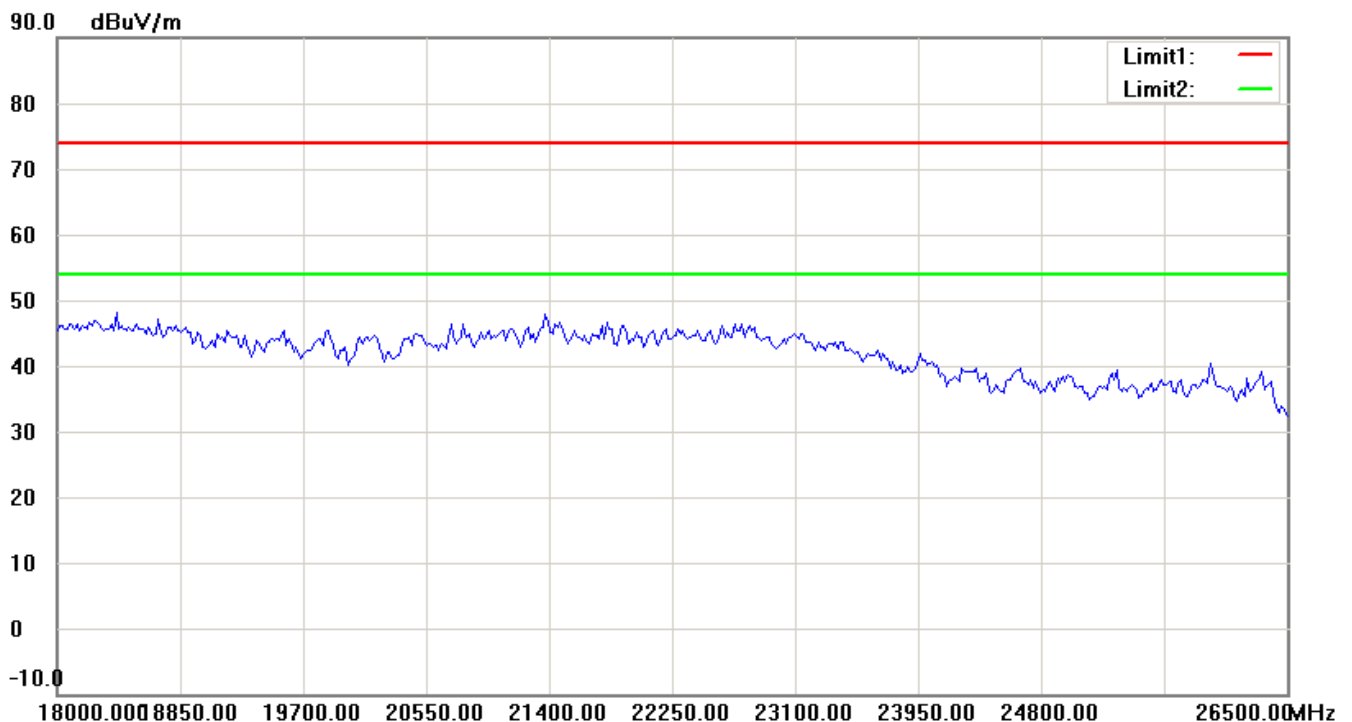
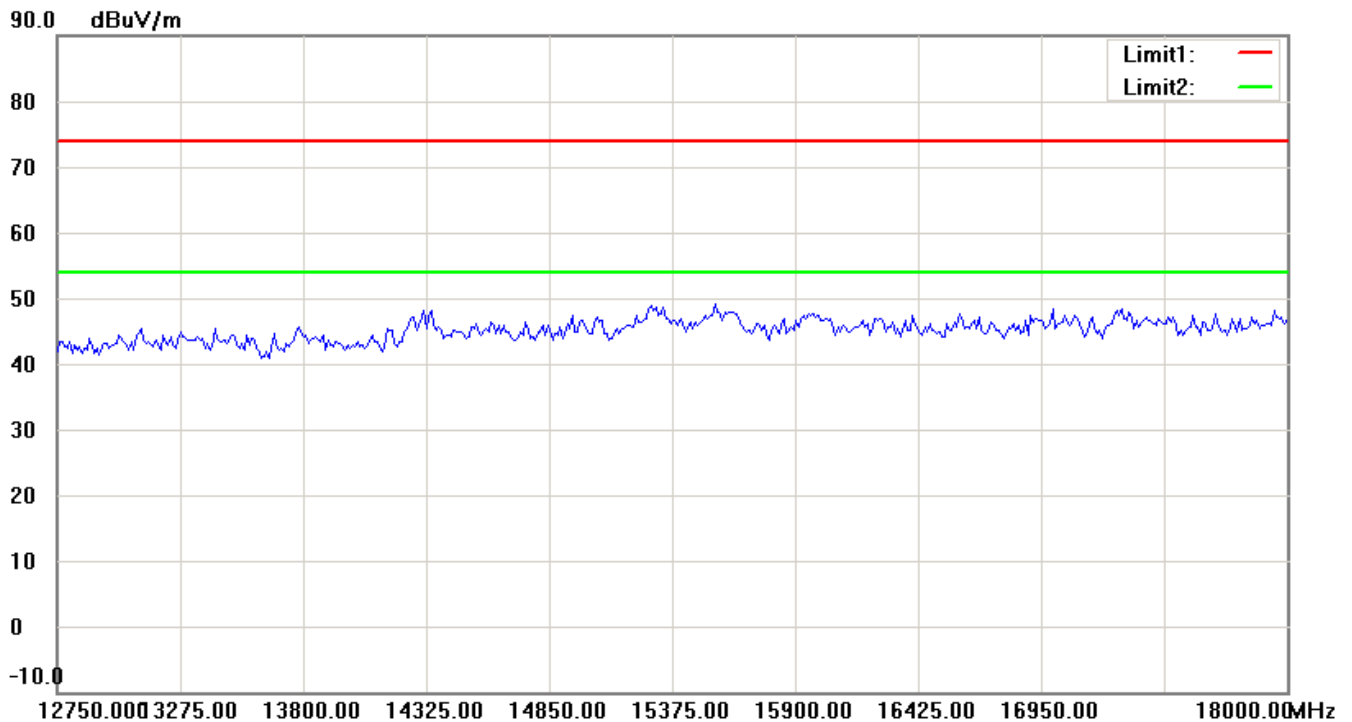
1. The attached measurement plots are preliminarily pre-scanned with peak detector for determining the final checking frequencies and are for reference only.
2. The some frequencies may exceed the limit line without the specified detectors, but that cannot present the results are failed to the specification of test standard.
3. For corrected test results are listed in the relevant table of radiated test data of this test report.



Worldwide Testing Services(Taiwan) Co., Ltd.

Registration number: W6M21307-13349-FCC

FCC ID: Q7A66000W00



Up Line: Peak Limit Line Down Line: Ave Limit Line

Note:

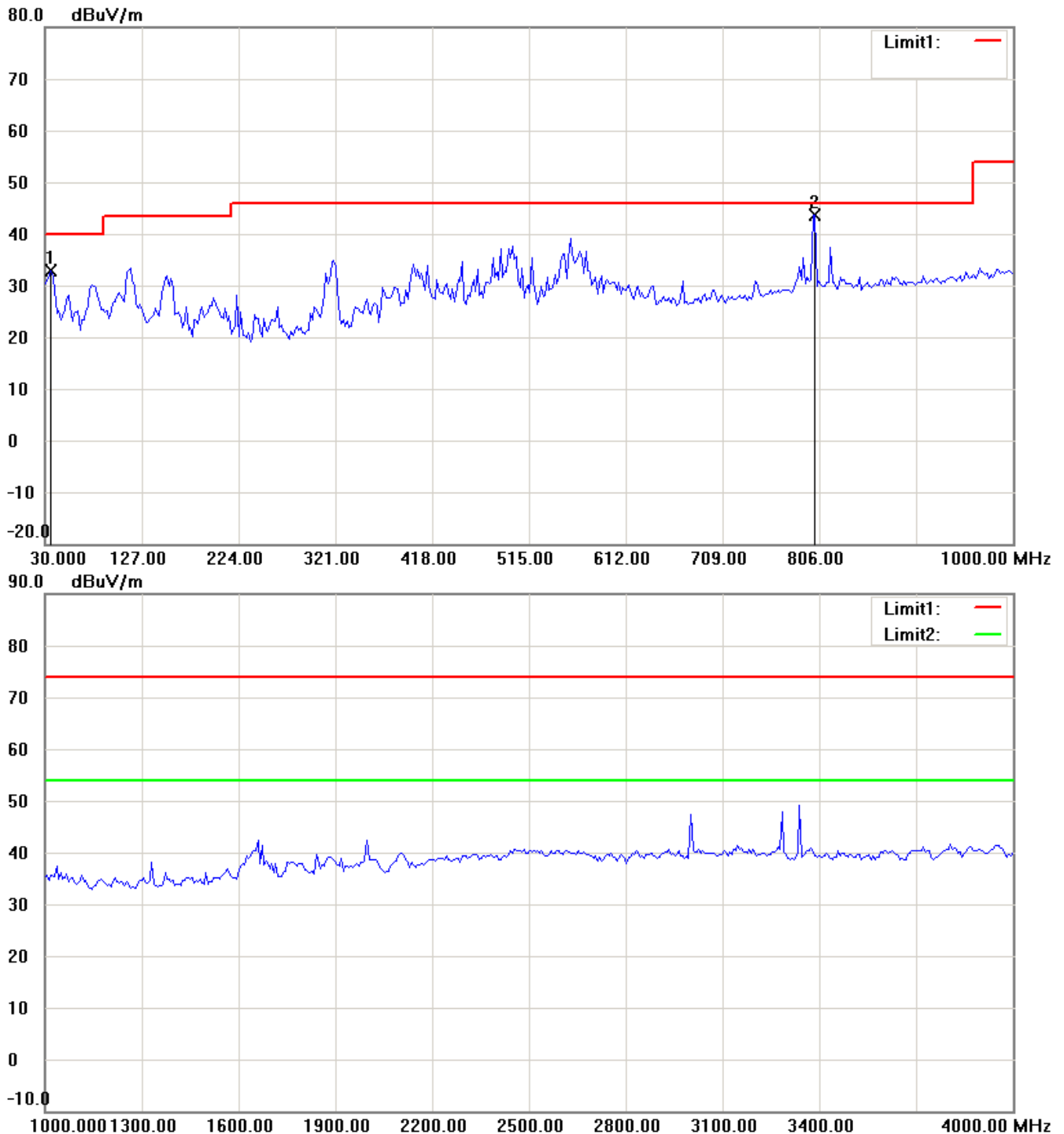
1. The attached measurement plots are preliminarily pre-scanned with peak detector for determining the final checking frequencies and are for reference only.
2. The some frequencies may exceed the limit line without the specified detectors, but that cannot present the results are failed to the specification of test standard.
3. For corrected test results are listed in the relevant table of radiated test data of this test report.



Worldwide Testing Services(Taiwan) Co., Ltd.

Registration number: W6M21307-13349-FCC
FCC ID: Q7A66000W00

Antenna Polarization V



Up Line: Peak Limit Line Down Line: Ave Limit Line

Note:

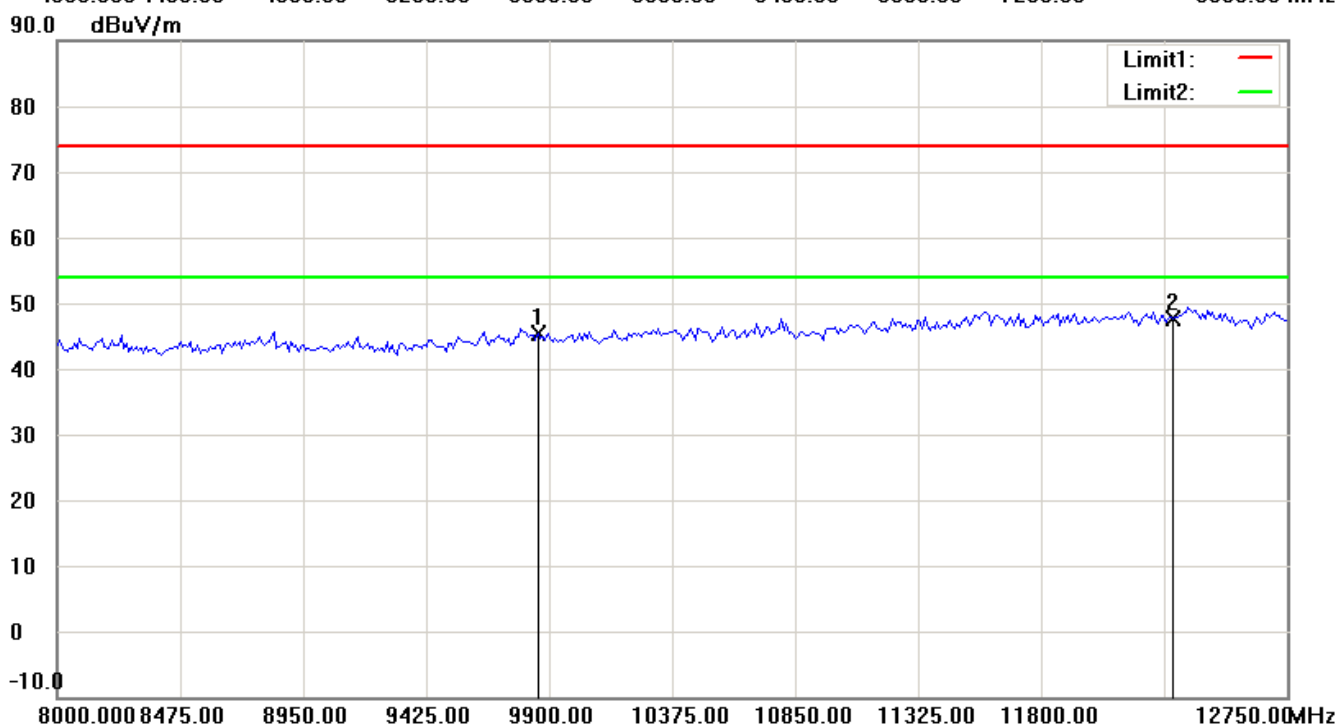
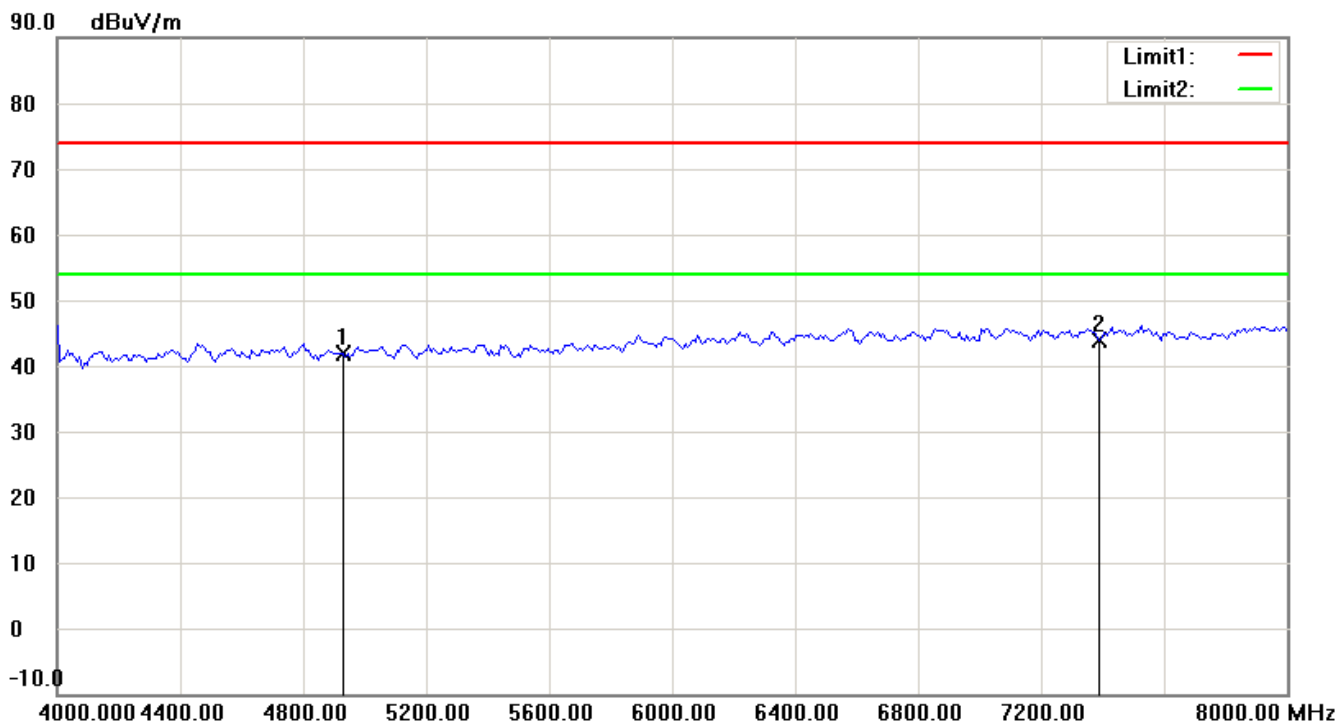
1. The attached measurement plots are preliminarily pre-scanned with peak detector for determining the final checking frequencies and are for reference only.
2. The some frequencies may exceed the limit line without the specified detectors, but that cannot present the results are failed to the specification of test standard.
3. For corrected test results are listed in the relevant table of radiated test data of this test report.



Worldwide Testing Services(Taiwan) Co., Ltd.

Registration number: W6M21307-13349-FCC

FCC ID: Q7A66000W00



Up Line: Peak Limit Line Down Line: Ave Limit Line

Note:

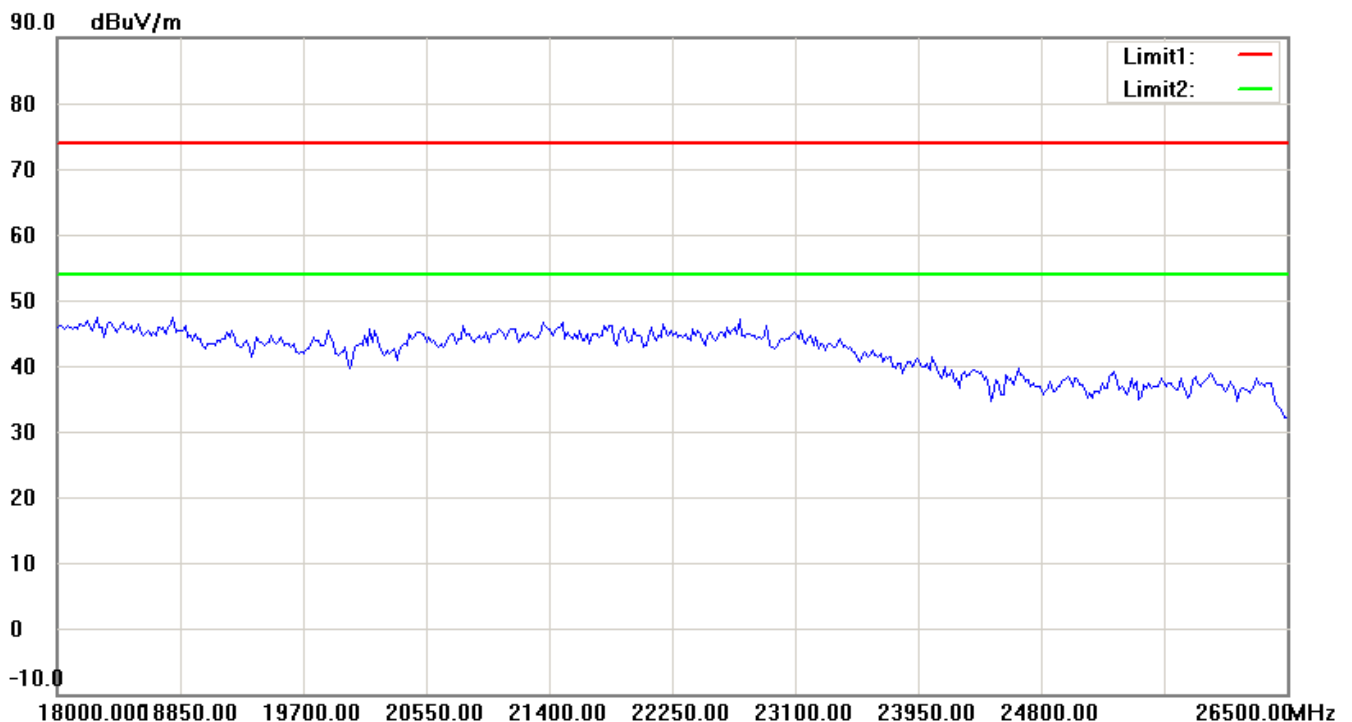
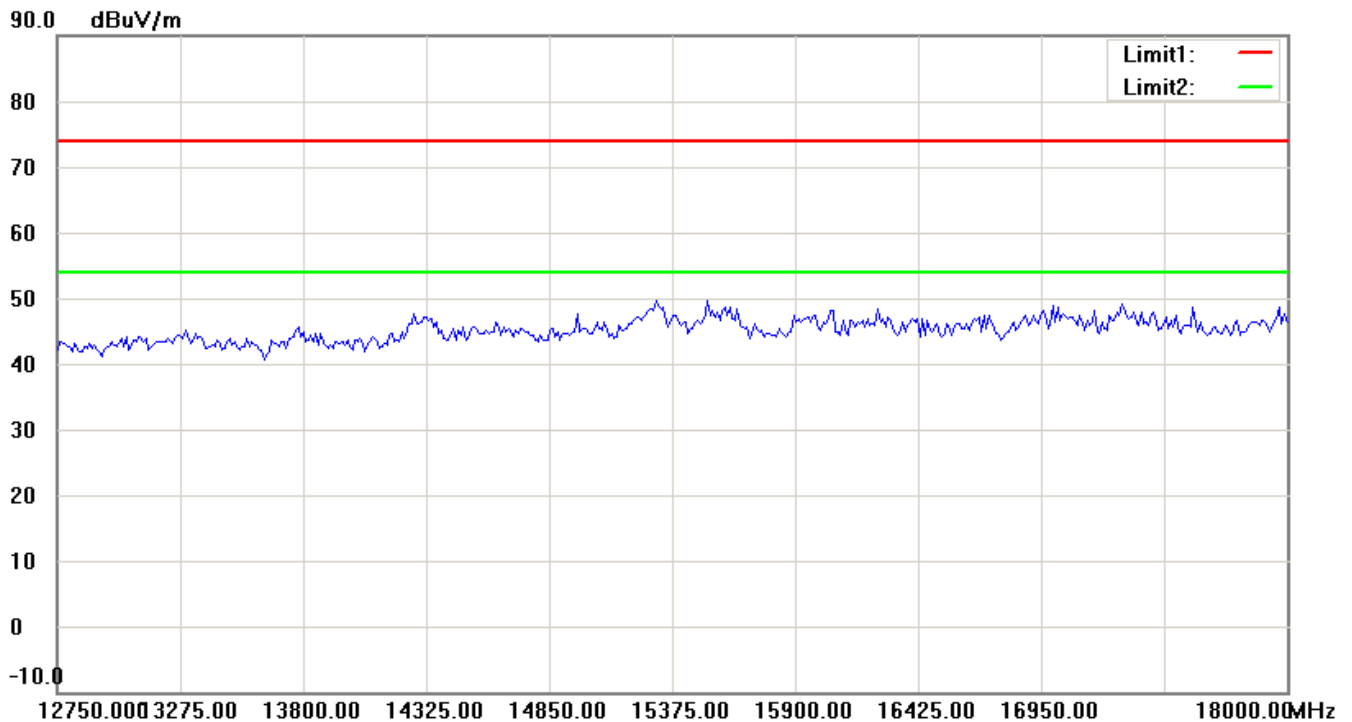
1. The attached measurement plots are preliminarily pre-scanned with peak detector for determining the final checking frequencies and are for reference only.
2. The some frequencies may exceed the limit line without the specified detectors, but that cannot present the results are failed to the specification of test standard.
3. For corrected test results are listed in the relevant table of radiated test data of this test report.



Worldwide Testing Services(Taiwan) Co., Ltd.

Registration number: W6M21307-13349-FCC

FCC ID: Q7A66000W00



Up Line: Peak Limit Line Down Line: Ave Limit Line

Note:

1. The attached measurement plots are preliminarily pre-scanned with peak detector for determining the final checking frequencies and are for reference only.
2. The some frequencies may exceed the limit line without the specified detectors, but that cannot present the results are failed to the specification of test standard.
3. For corrected test results are listed in the relevant table of radiated test data of this test report.



Worldwide Testing Services(Taiwan) Co., Ltd.

Registration number: W6M21307-13349-FCC

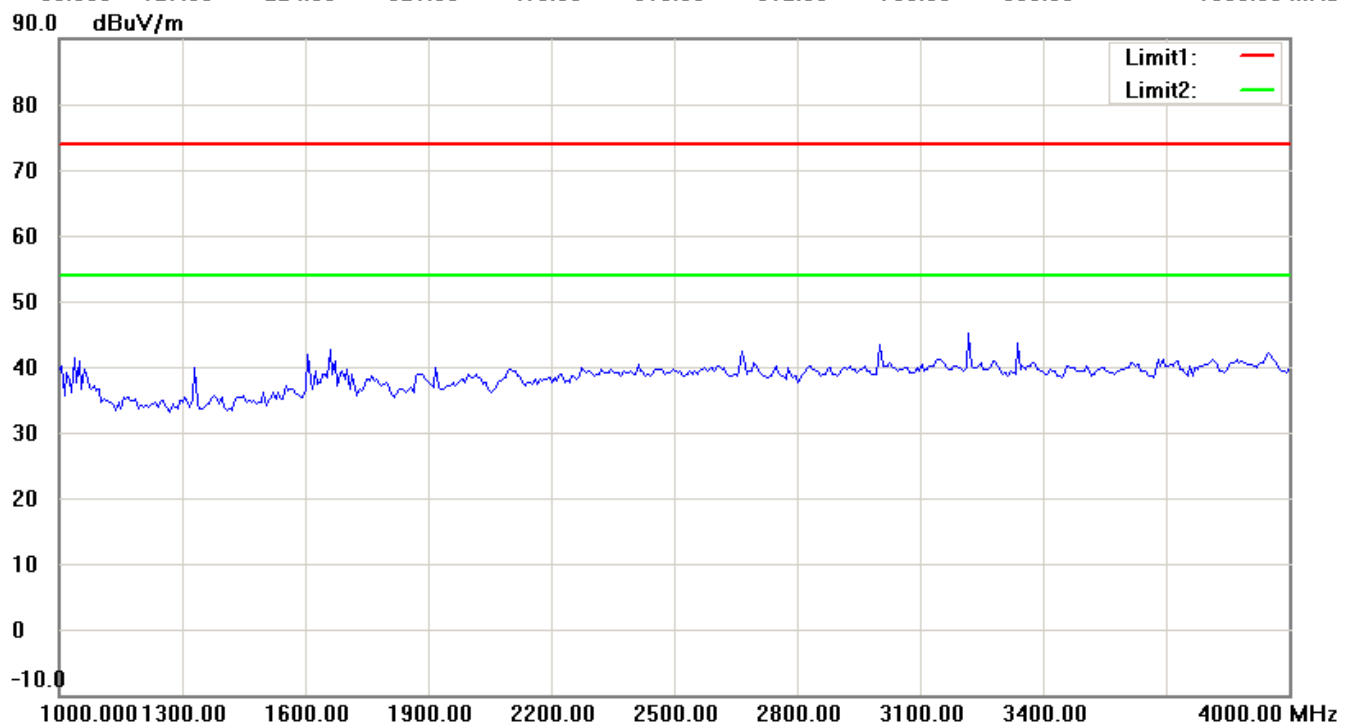
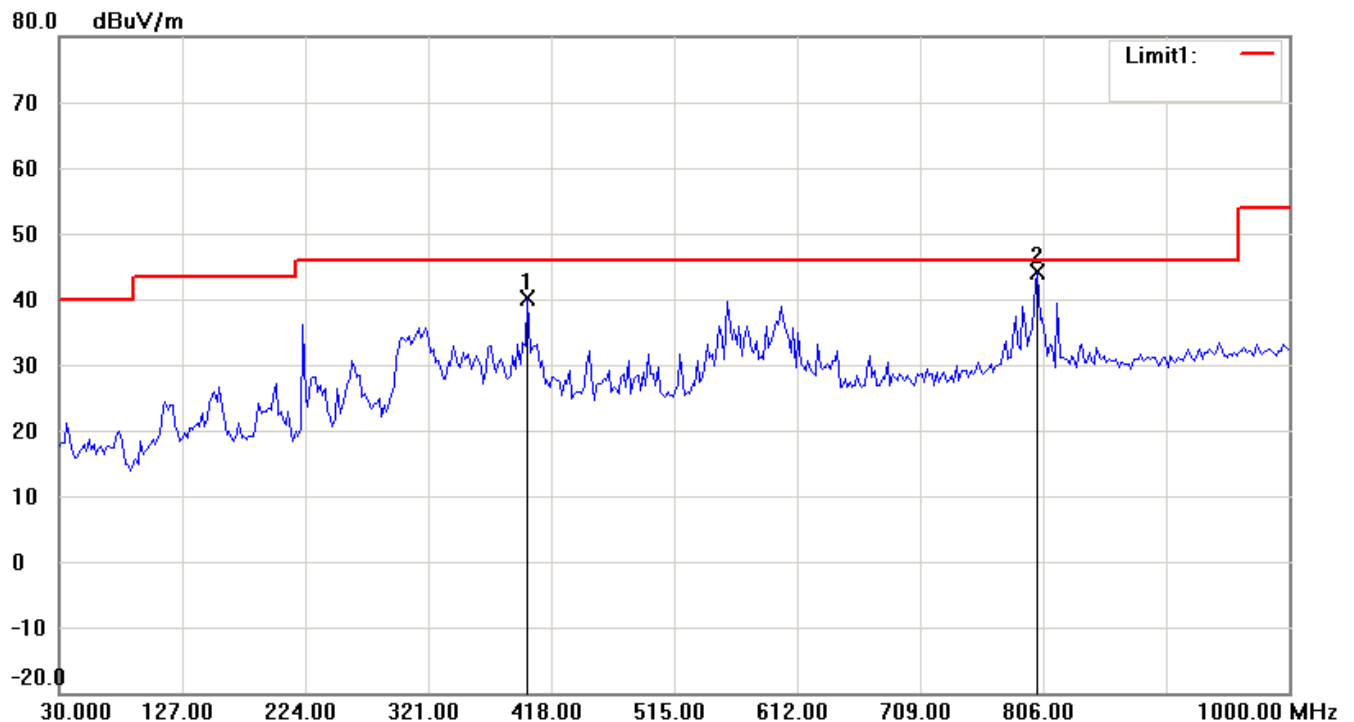
FCC ID: Q7A66000W00

ANT B

WLAN

TX 802.11b CH1

Antenna Polarization H



Up Line: Peak Limit Line Down Line: Ave Limit Line

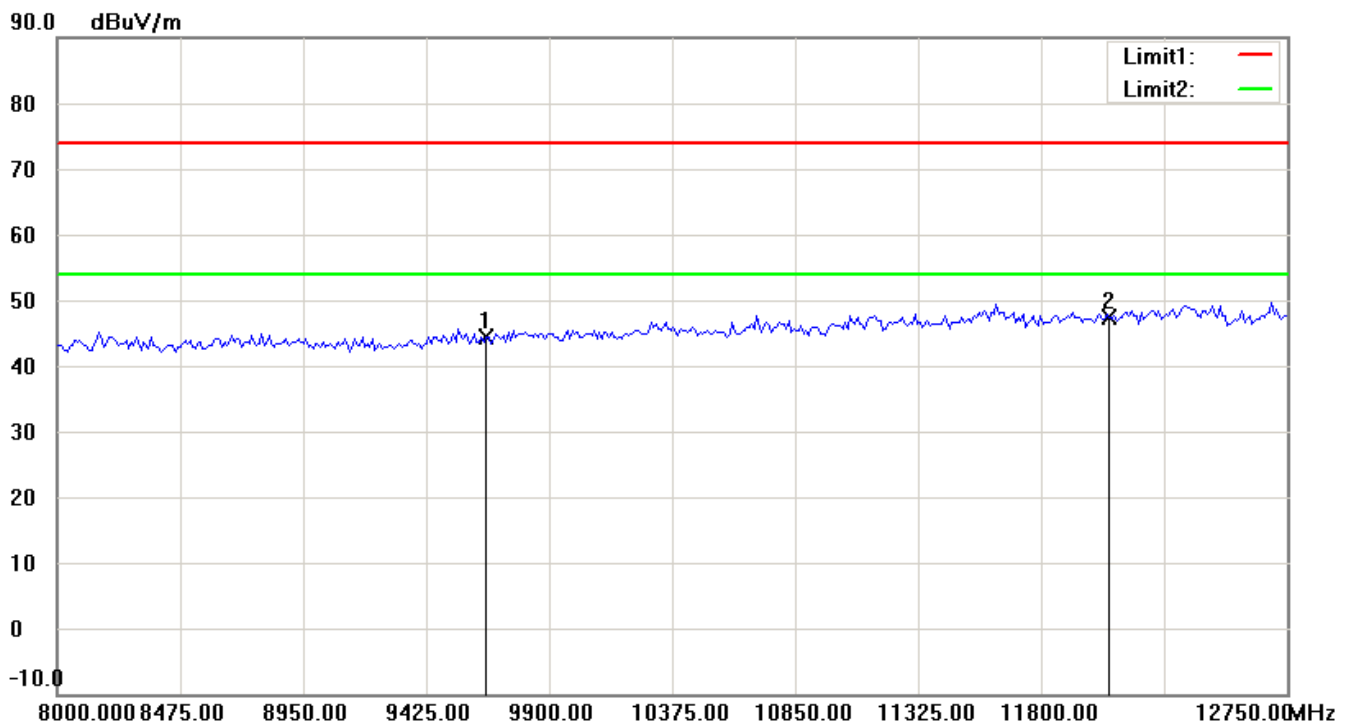
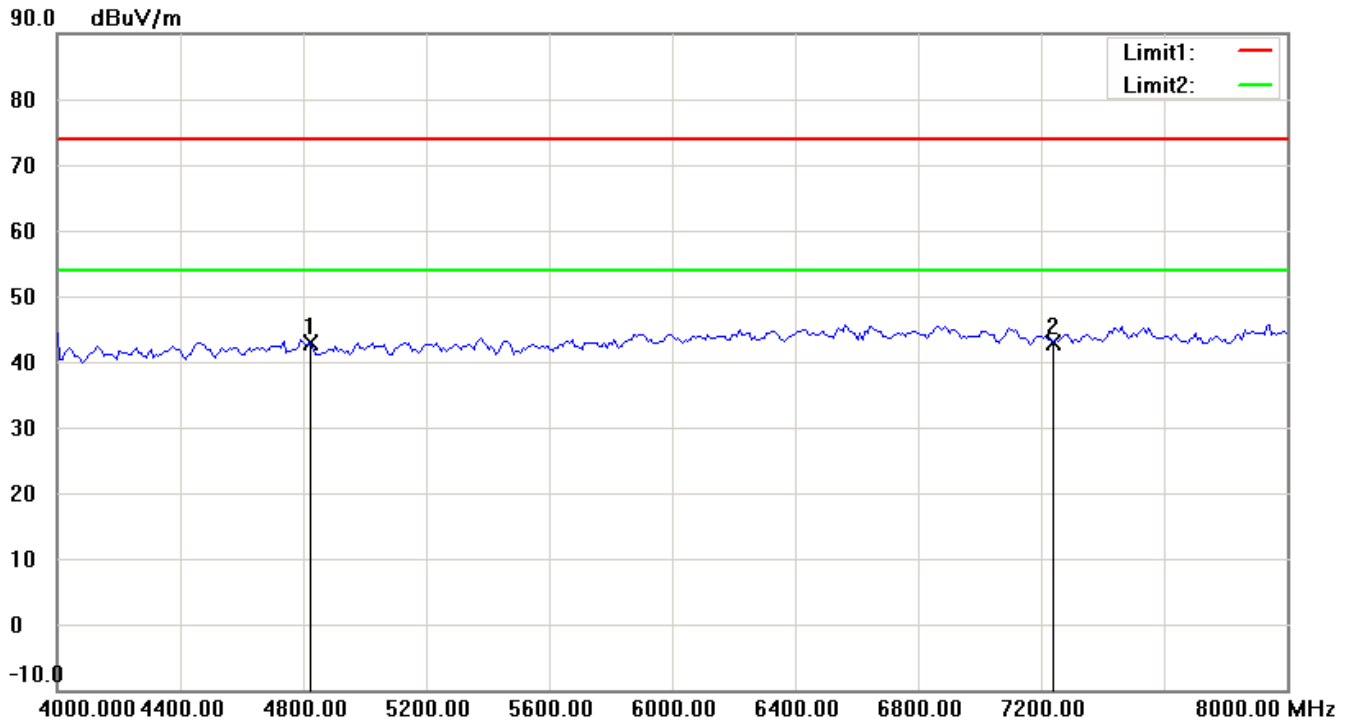
Note:

1. The attached measurement plots are preliminarily pre-scanned with peak detector for determining the final checking frequencies and are for reference only.
2. The some frequencies may exceed the limit line without the specified detectors, but that cannot present the results are failed to the specification of test standard.
3. For corrected test results are listed in the relevant table of radiated test data of this test report.



Worldwide Testing Services(Taiwan) Co., Ltd.

Registration number: W6M21307-13349-FCC
FCC ID: Q7A66000W00



Up Line: Peak Limit Line Down Line: Ave Limit Line

Note:

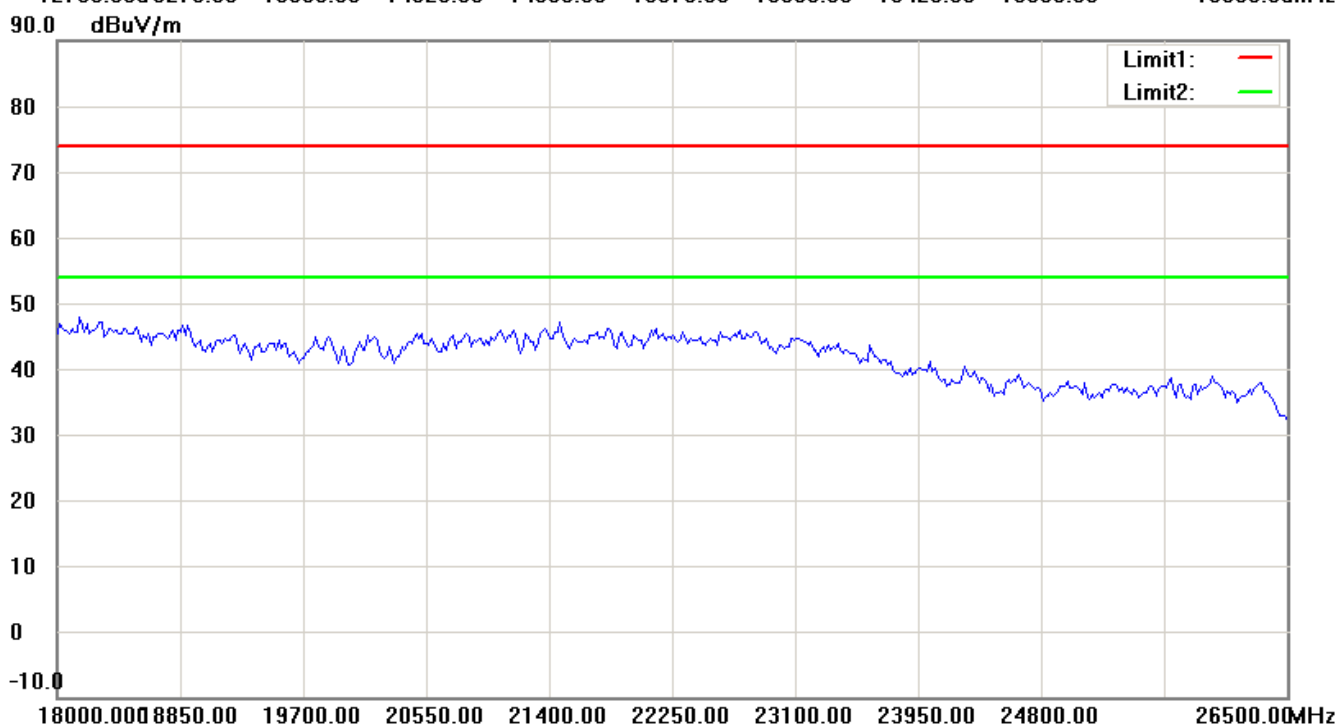
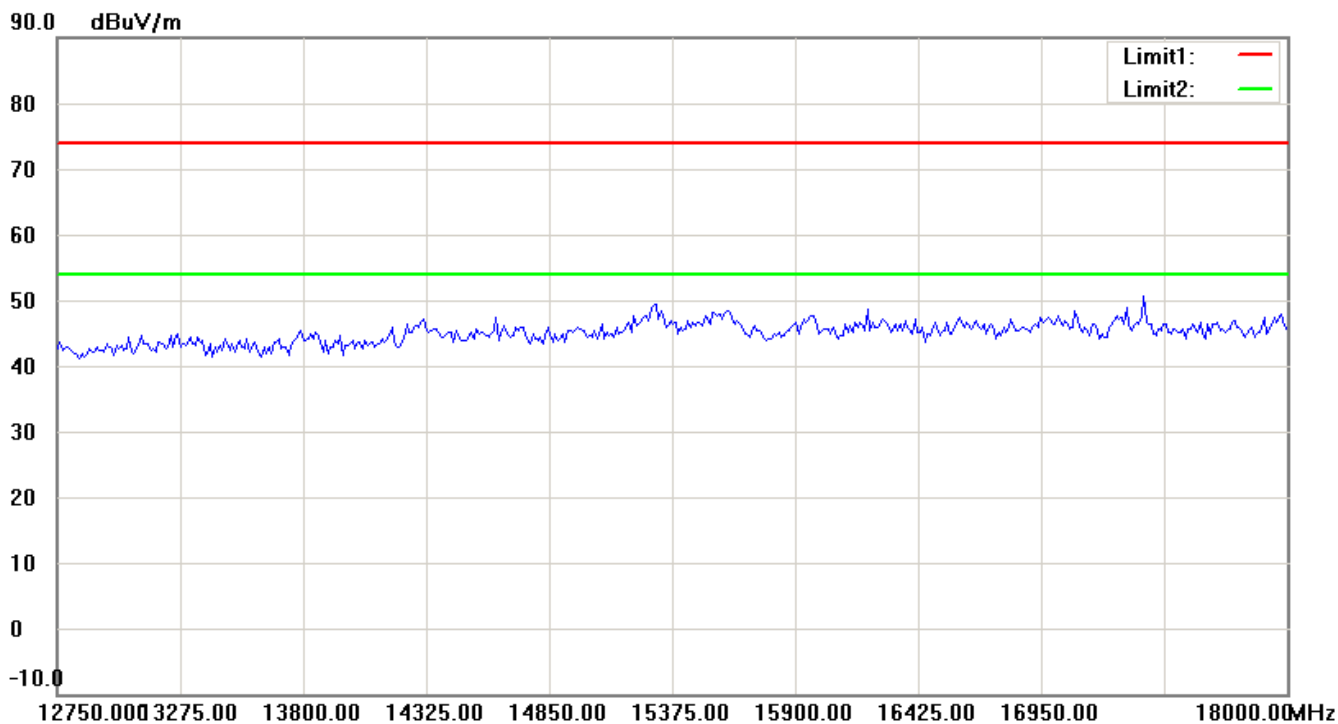
1. The attached measurement plots are preliminarily pre-scanned with peak detector for determining the final checking frequencies and are for reference only.
2. The some frequencies may exceed the limit line without the specified detectors, but that cannot present the results are failed to the specification of test standard.
3. For corrected test results are listed in the relevant table of radiated test data of this test report.



Worldwide Testing Services(Taiwan) Co., Ltd.

Registration number: W6M21307-13349-FCC

FCC ID: Q7A66000W00



Up Line: Peak Limit Line Down Line: Ave Limit Line

Note:

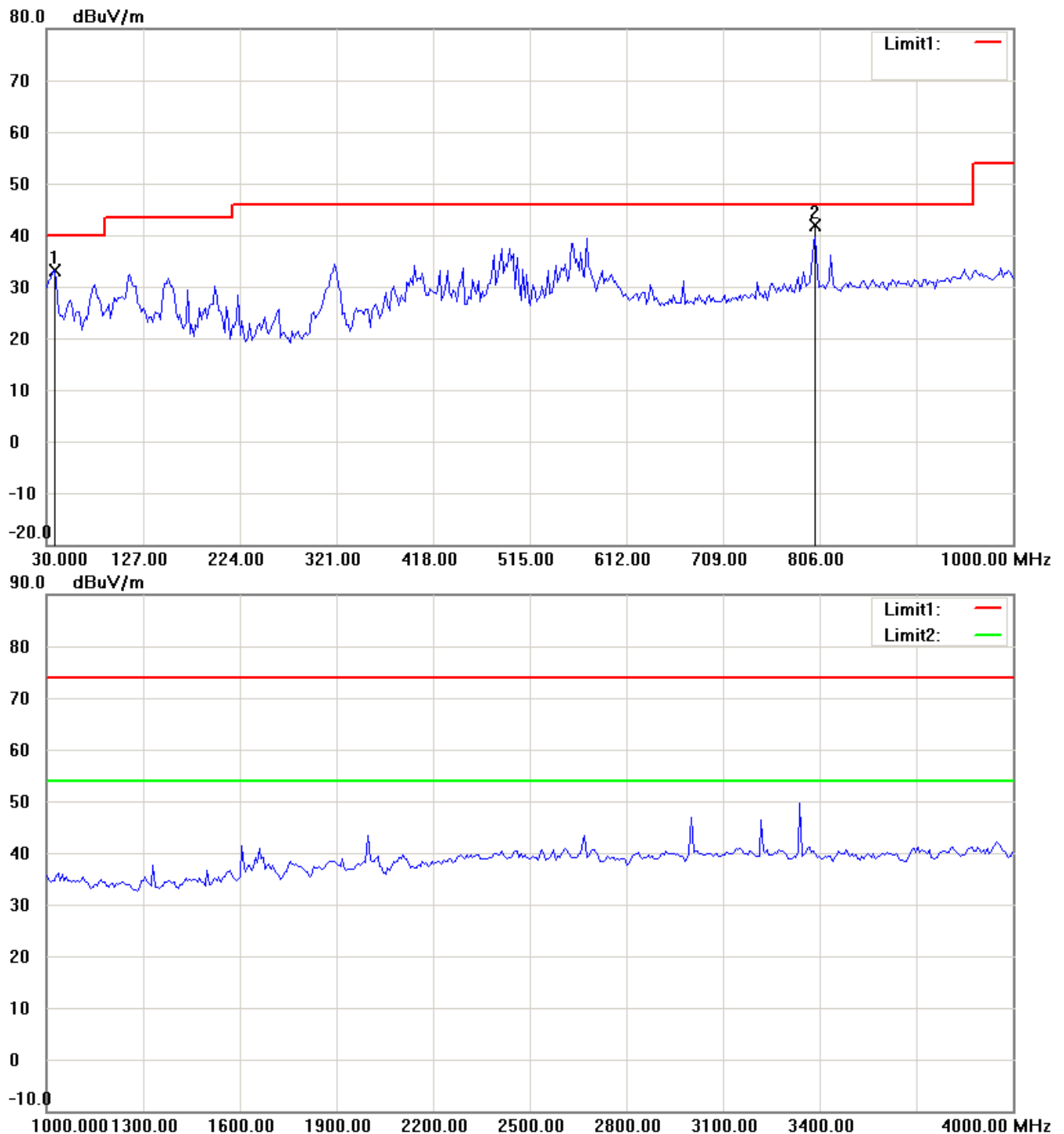
1. The attached measurement plots are preliminarily pre-scanned with peak detector for determining the final checking frequencies and are for reference only.
2. The some frequencies may exceed the limit line without the specified detectors, but that cannot present the results are failed to the specification of test standard.
3. For corrected test results are listed in the relevant table of radiated test data of this test report.



Registration number: W6M21307-13349-FCC

FCC ID: Q7A66000W00

Antenna Polarization V



Up Line: Peak Limit Line Down Line: Ave Limit Line

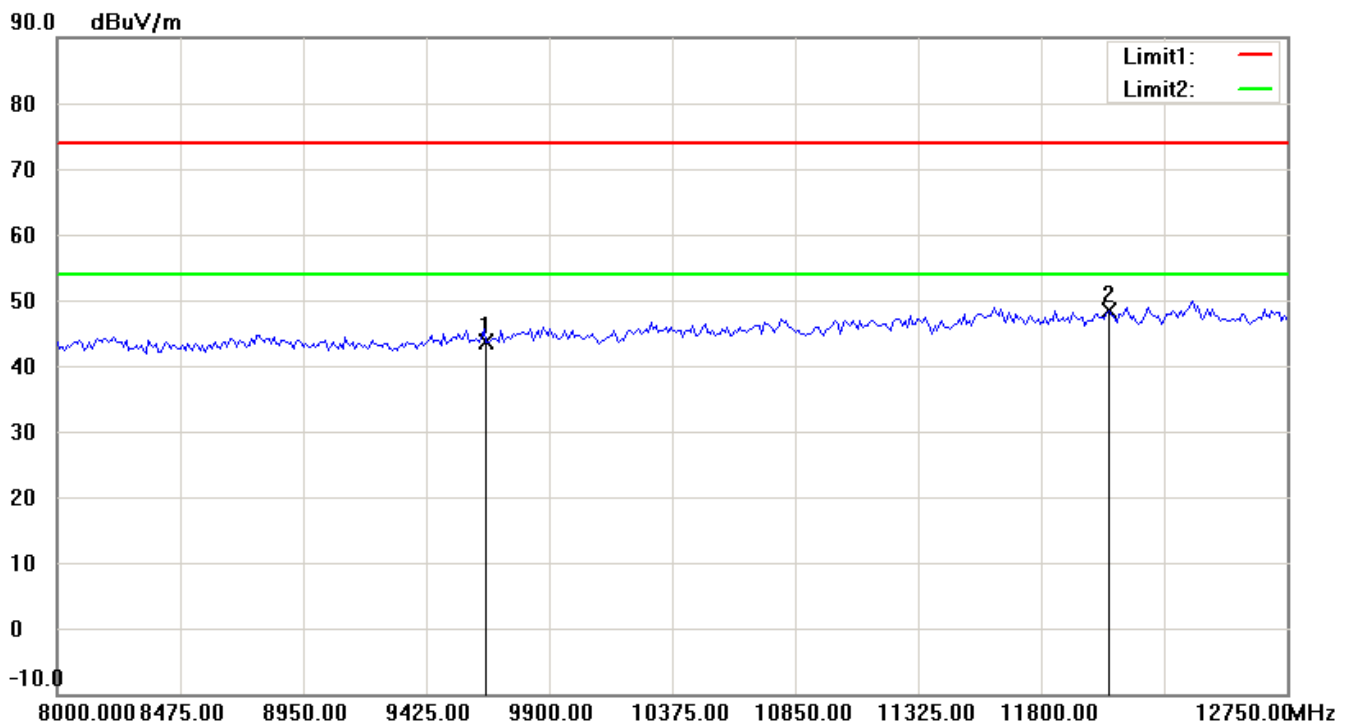
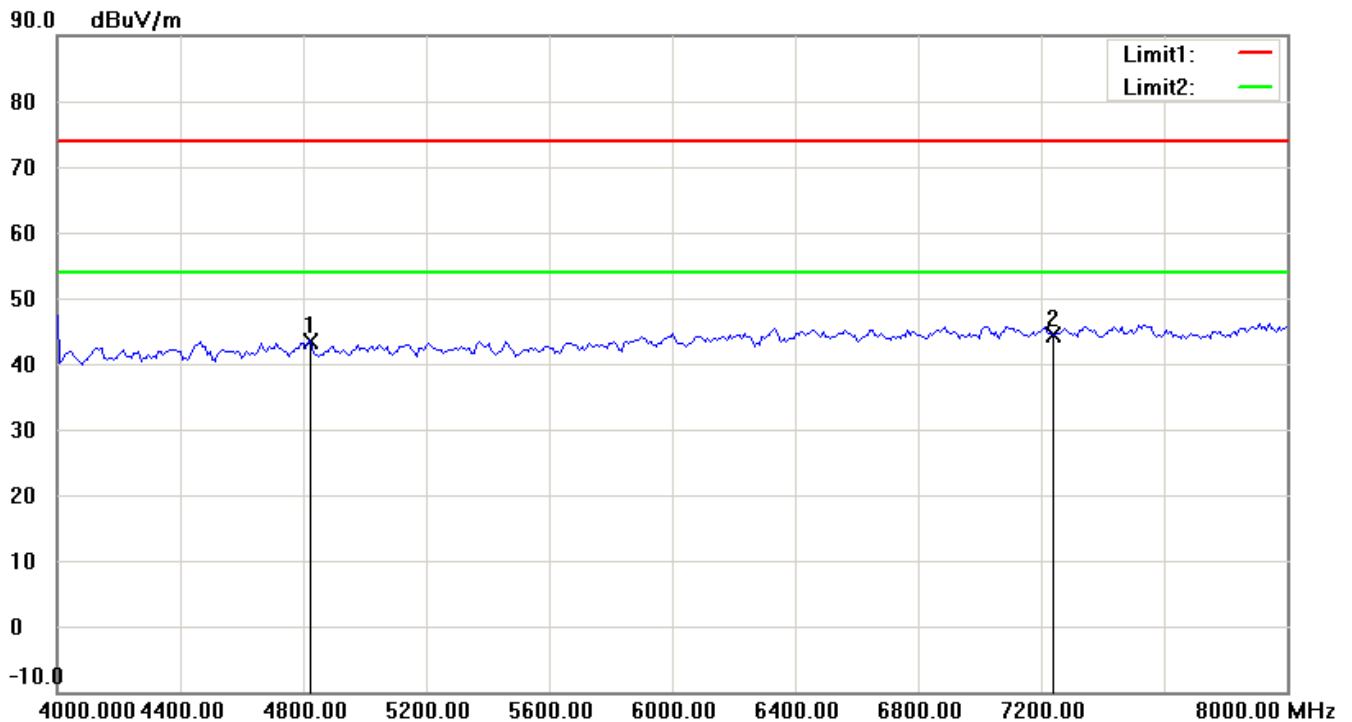
Note:

1. The attached measurement plots are preliminarily pre-scanned with peak detector for determining the final checking frequencies and are for reference only.
2. The some frequencies may exceed the limit line without the specified detectors, but that cannot present the results are failed to the specification of test standard.
3. For corrected test results are listed in the relevant table of radiated test data of this test report.



Worldwide Testing Services(Taiwan) Co., Ltd.

Registration number: W6M21307-13349-FCC
FCC ID: Q7A66000W00



Up Line: Peak Limit Line Down Line: Ave Limit Line

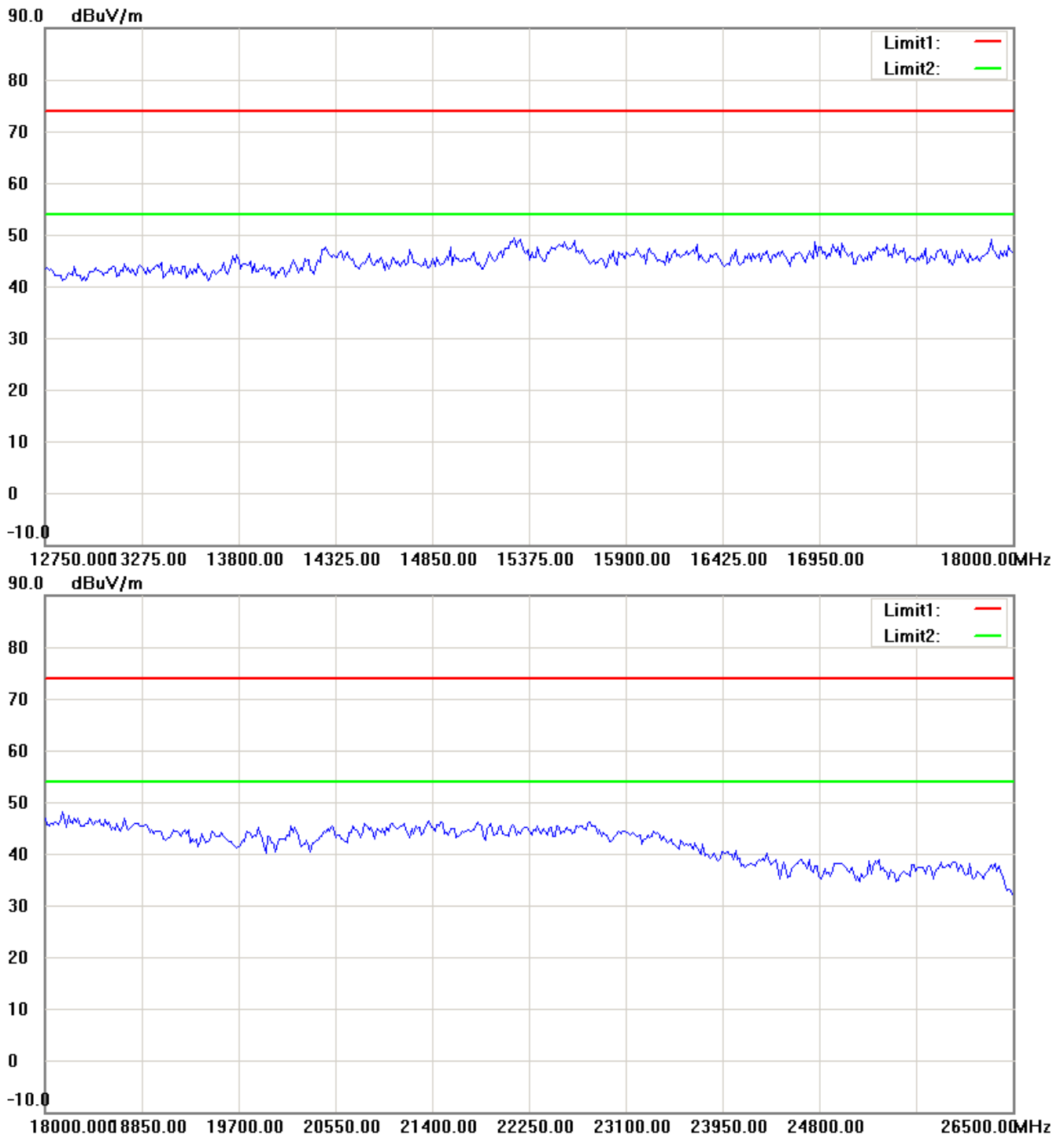
Note:

1. The attached measurement plots are preliminarily pre-scanned with peak detector for determining the final checking frequencies and are for reference only.
2. The some frequencies may exceed the limit line without the specified detectors, but that cannot present the results are failed to the specification of test standard.
3. For corrected test results are listed in the relevant table of radiated test data of this test report.



Worldwide Testing Services(Taiwan) Co., Ltd.

Registration number: W6M21307-13349-FCC
FCC ID: Q7A66000W00



Up Line: Peak Limit Line Down Line: Ave Limit Line

Note:

1. The attached measurement plots are preliminarily pre-scanned with peak detector for determining the final checking frequencies and are for reference only.
2. The some frequencies may exceed the limit line without the specified detectors, but that cannot present the results are failed to the specification of test standard.
3. For corrected test results are listed in the relevant table of radiated test data of this test report.



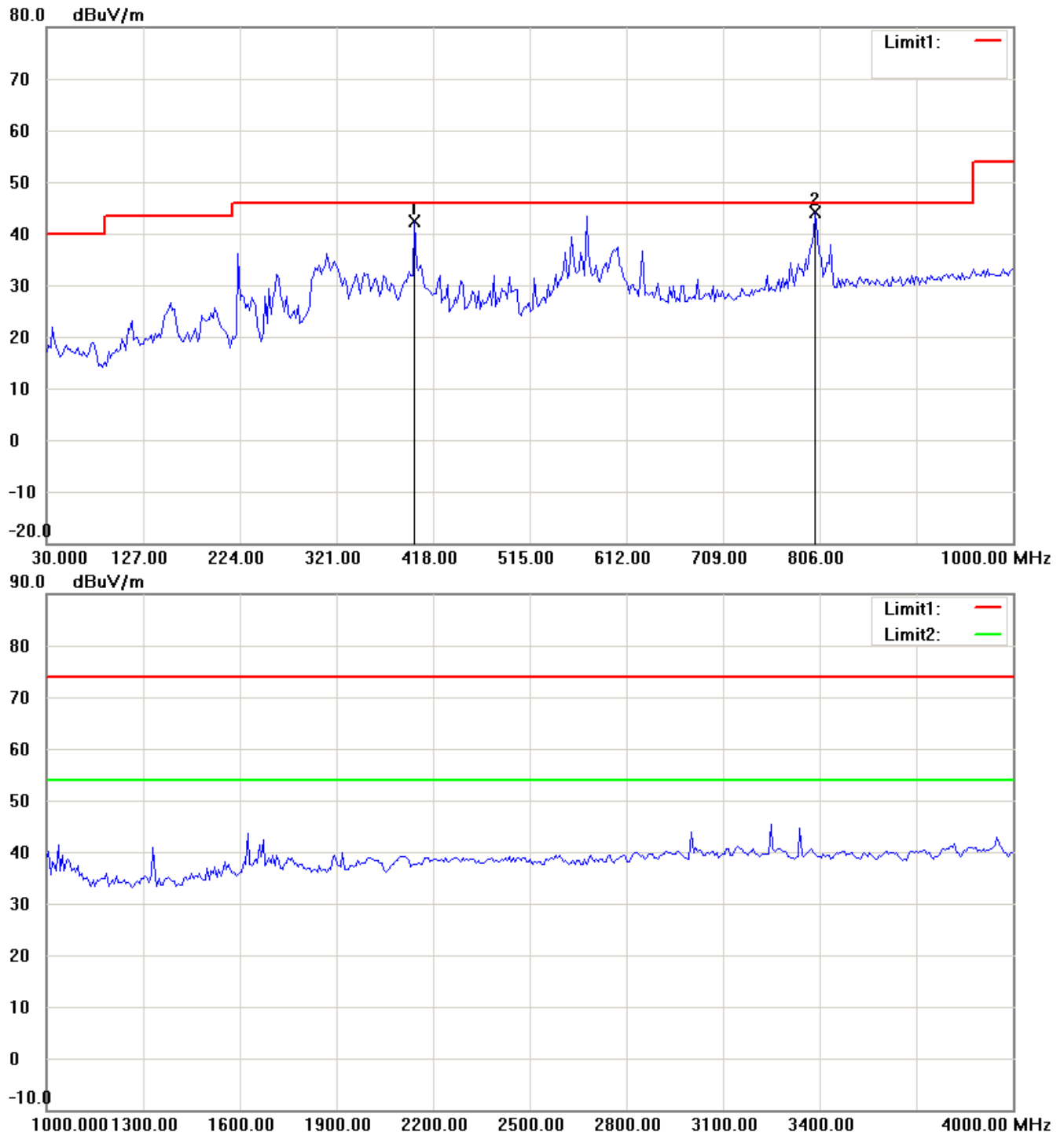
Worldwide Testing Services(Taiwan) Co., Ltd.

Registration number: W6M21307-13349-FCC

FCC ID: Q7A66000W00

TX 802.11b CH6

Antenna Polarization H



Up Line: Peak Limit Line Down Line: Ave Limit Line

Note:

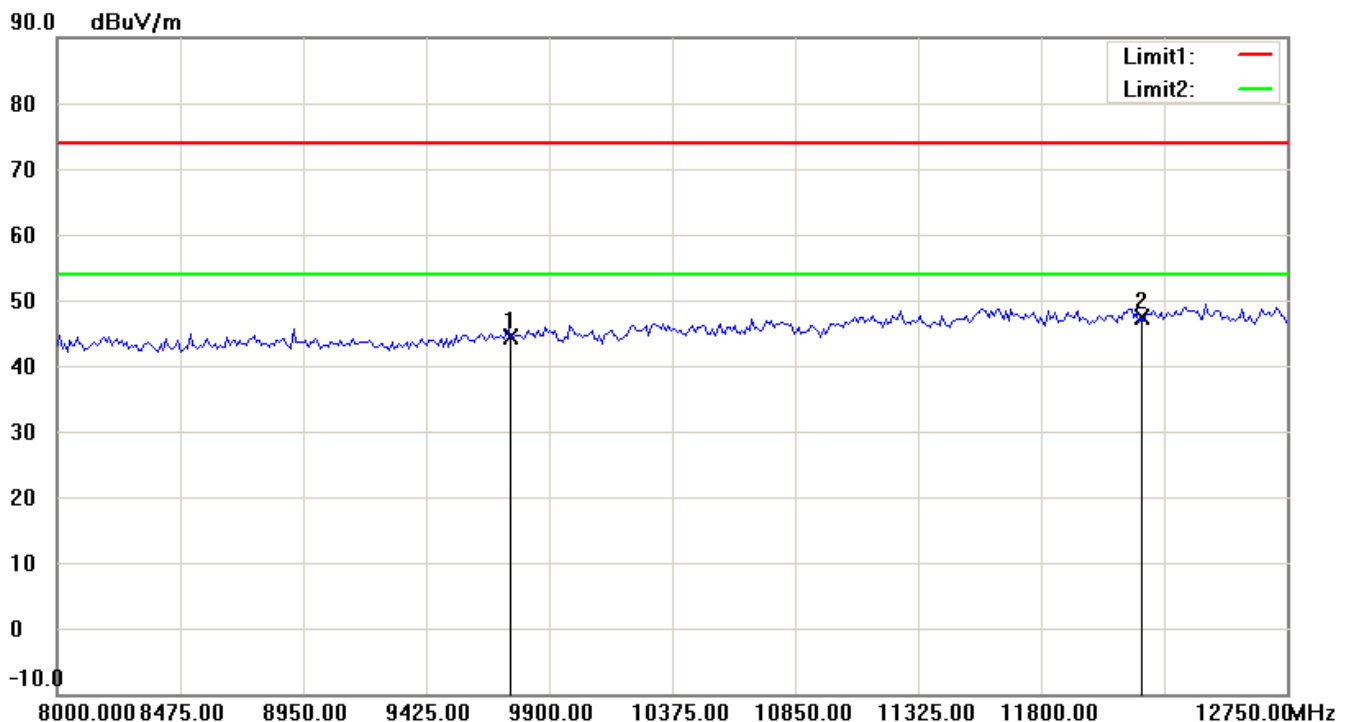
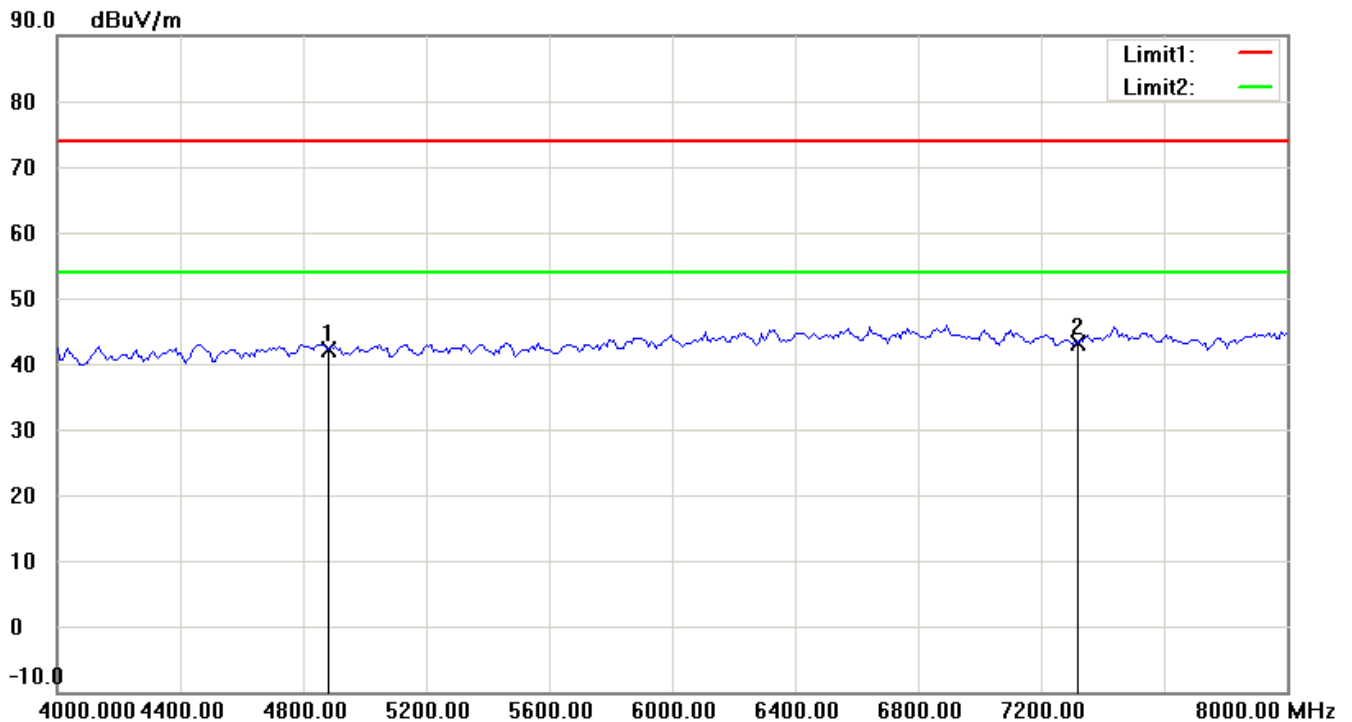
1. The attached measurement plots are preliminarily pre-scanned with peak detector for determining the final checking frequencies and are for reference only.
2. The some frequencies may exceed the limit line without the specified detectors, but that cannot present the results are failed to the specification of test standard.
3. For corrected test results are listed in the relevant table of radiated test data of this test report.



Worldwide Testing Services(Taiwan) Co., Ltd.

Registration number: W6M21307-13349-FCC

FCC ID: Q7A66000W00



Up Line: Peak Limit Line Down Line: Ave Limit Line

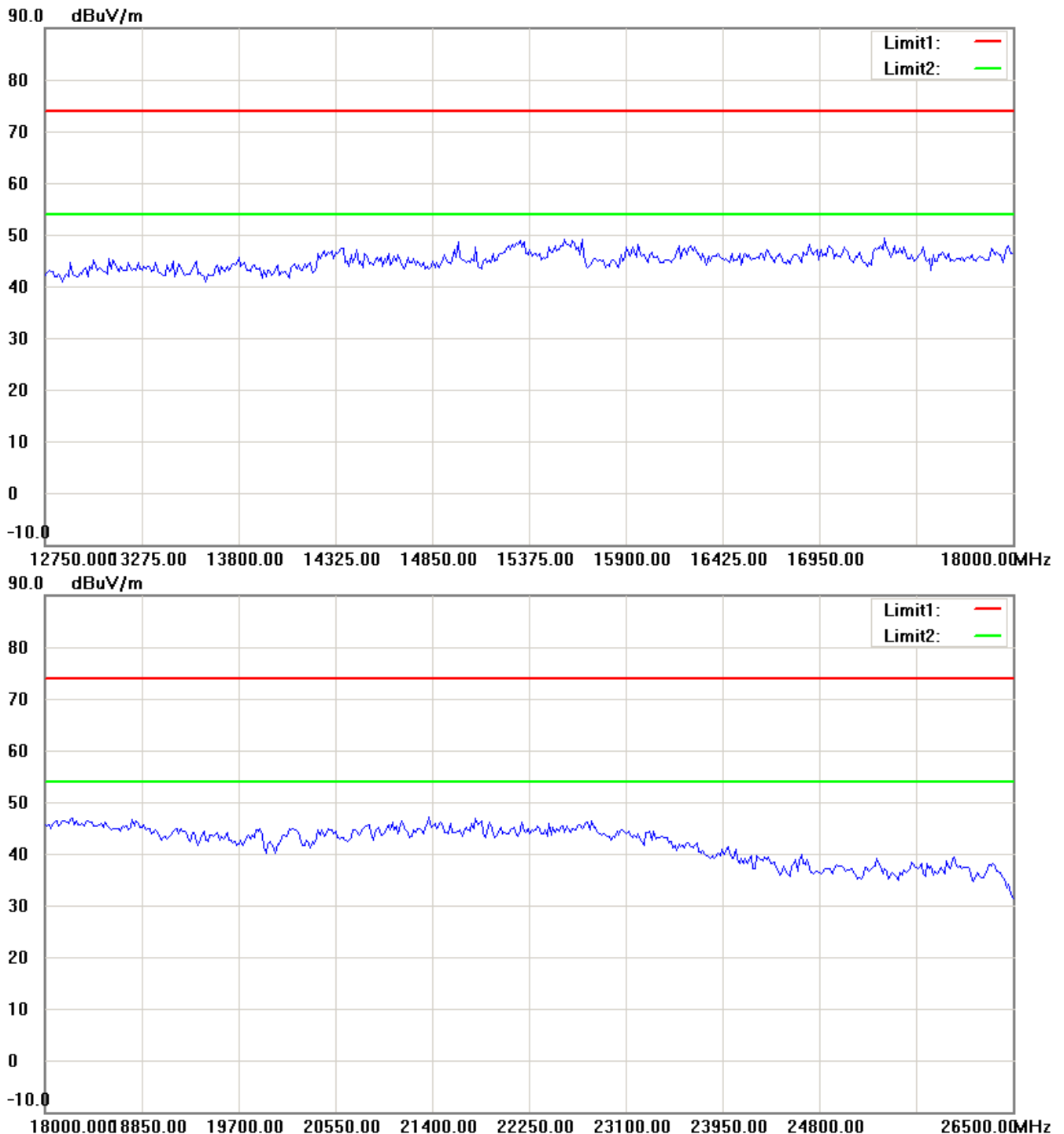
Note:

1. The attached measurement plots are preliminarily pre-scanned with peak detector for determining the final checking frequencies and are for reference only.
2. The some frequencies may exceed the limit line without the specified detectors, but that cannot present the results are failed to the specification of test standard.
3. For corrected test results are listed in the relevant table of radiated test data of this test report.



Worldwide Testing Services(Taiwan) Co., Ltd.

Registration number: W6M21307-13349-FCC
FCC ID: Q7A66000W00



Up Line: Peak Limit Line Down Line: Ave Limit Line

Note:

1. The attached measurement plots are preliminarily pre-scanned with peak detector for determining the final checking frequencies and are for reference only.
2. The some frequencies may exceed the limit line without the specified detectors, but that cannot present the results are failed to the specification of test standard.
3. For corrected test results are listed in the relevant table of radiated test data of this test report.

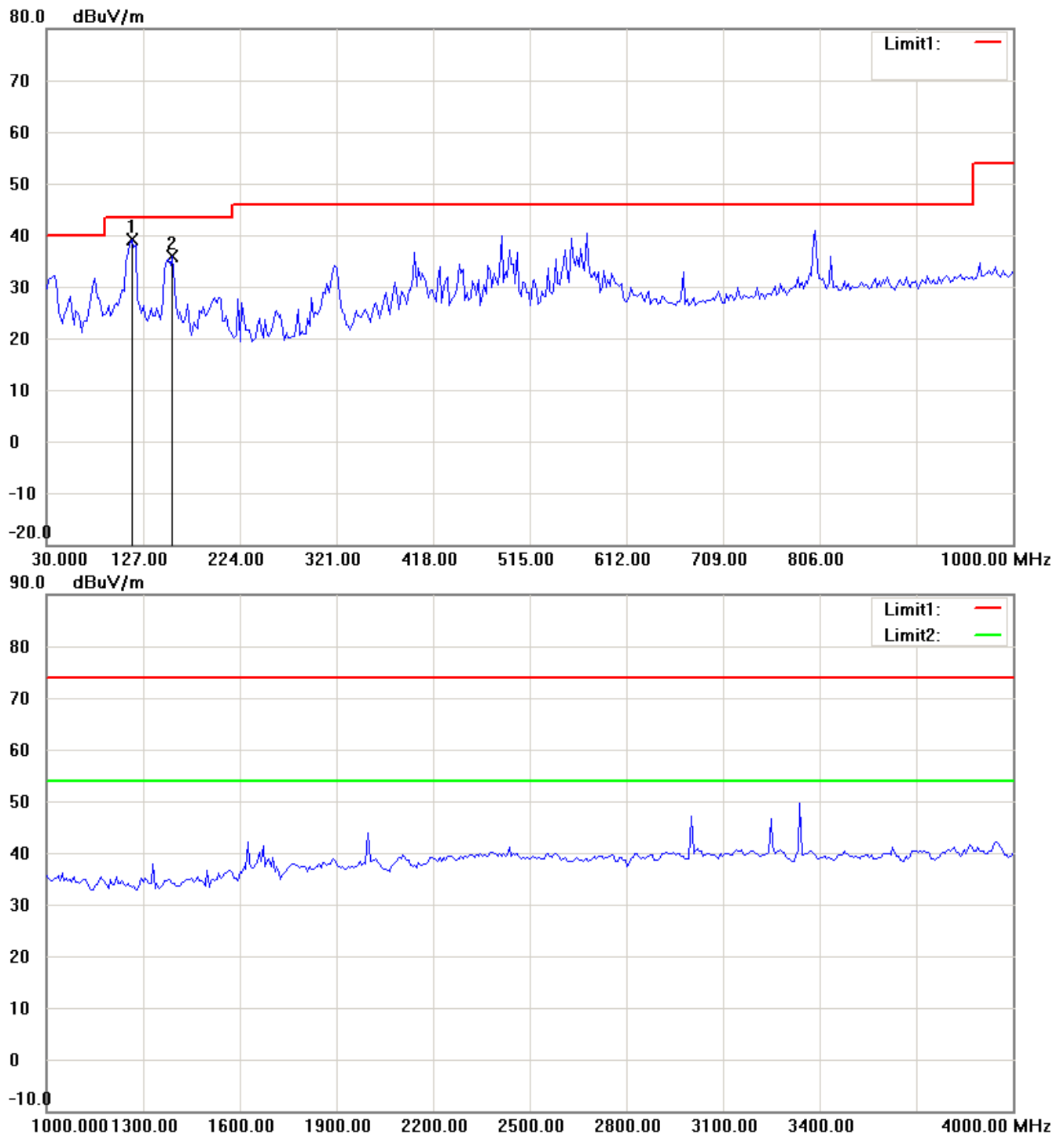


Worldwide Testing Services(Taiwan) Co., Ltd.

Registration number: W6M21307-13349-FCC

FCC ID: Q7A66000W00

Antenna Polarization V



Up Line: Peak Limit Line Down Line: Ave Limit Line

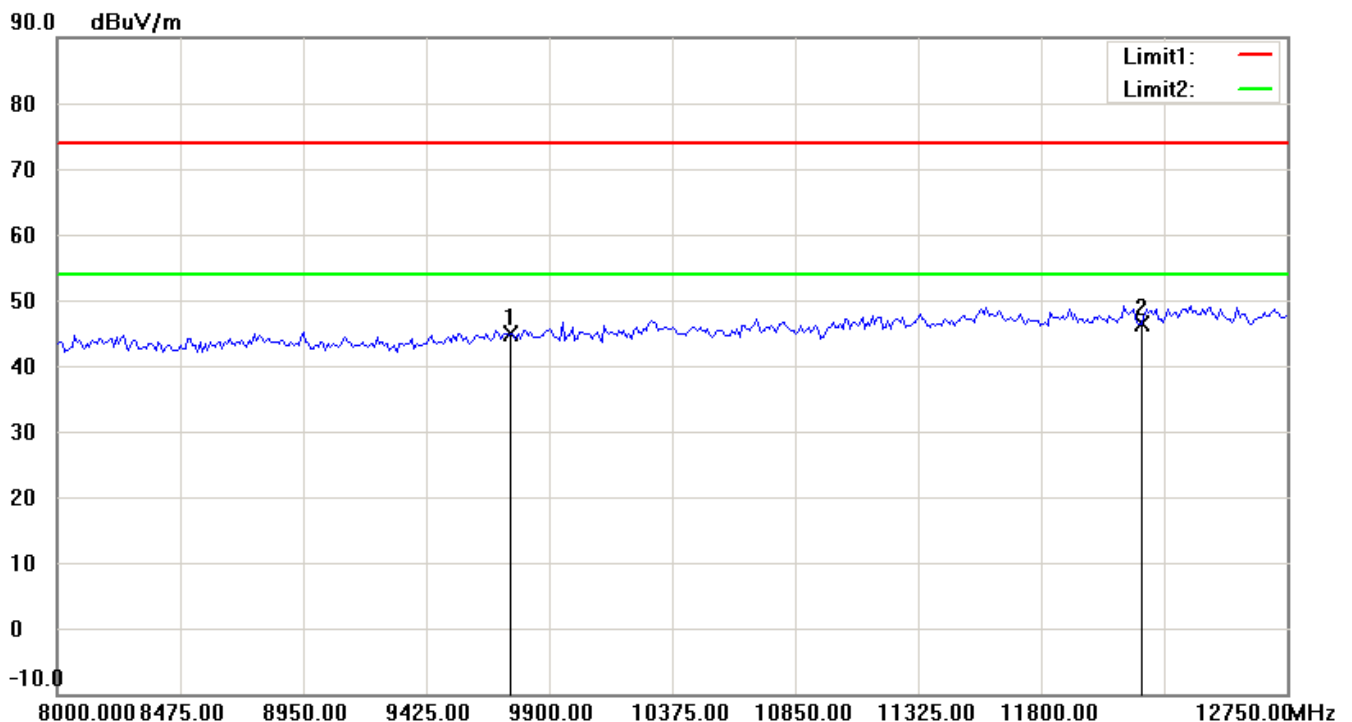
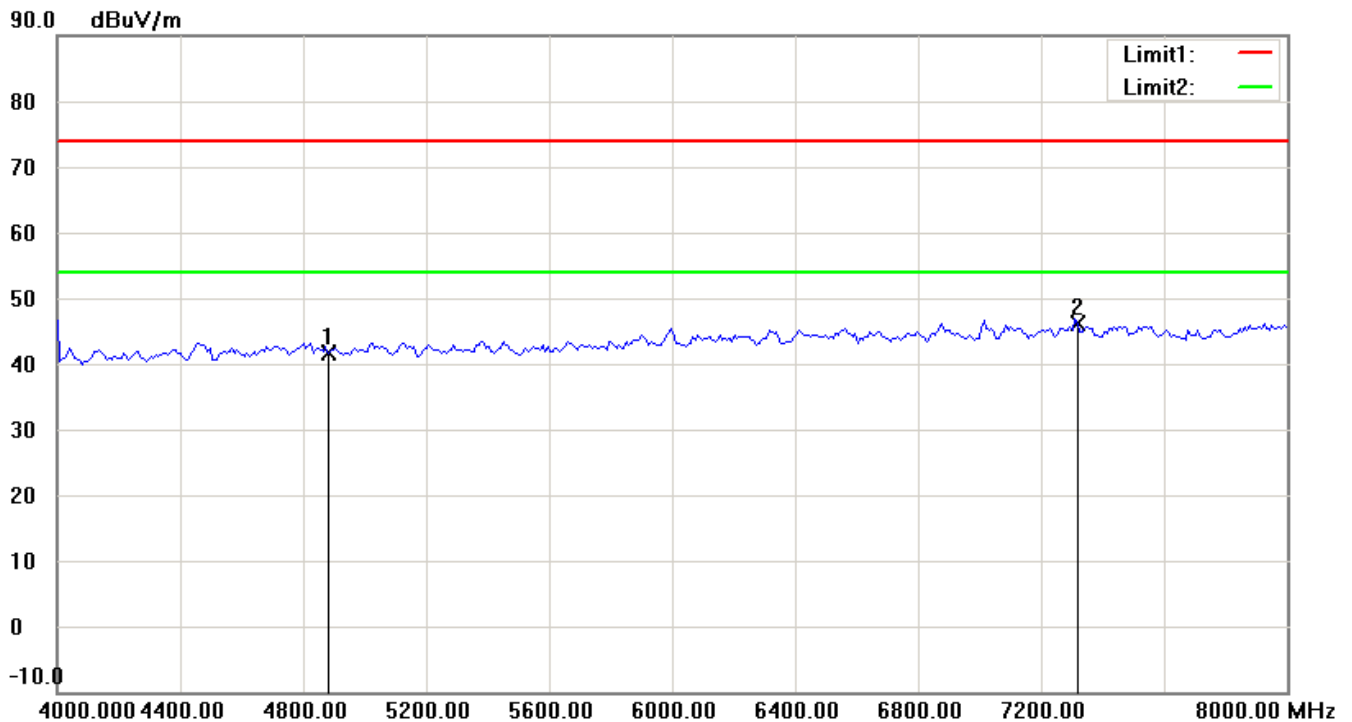
Note:

1. The attached measurement plots are preliminarily pre-scanned with peak detector for determining the final checking frequencies and are for reference only.
2. The some frequencies may exceed the limit line without the specified detectors, but that cannot present the results are failed to the specification of test standard.
3. For corrected test results are listed in the relevant table of radiated test data of this test report.



Worldwide Testing Services(Taiwan) Co., Ltd.

Registration number: W6M21307-13349-FCC
FCC ID: Q7A66000W00



Up Line: Peak Limit Line Down Line: Ave Limit Line

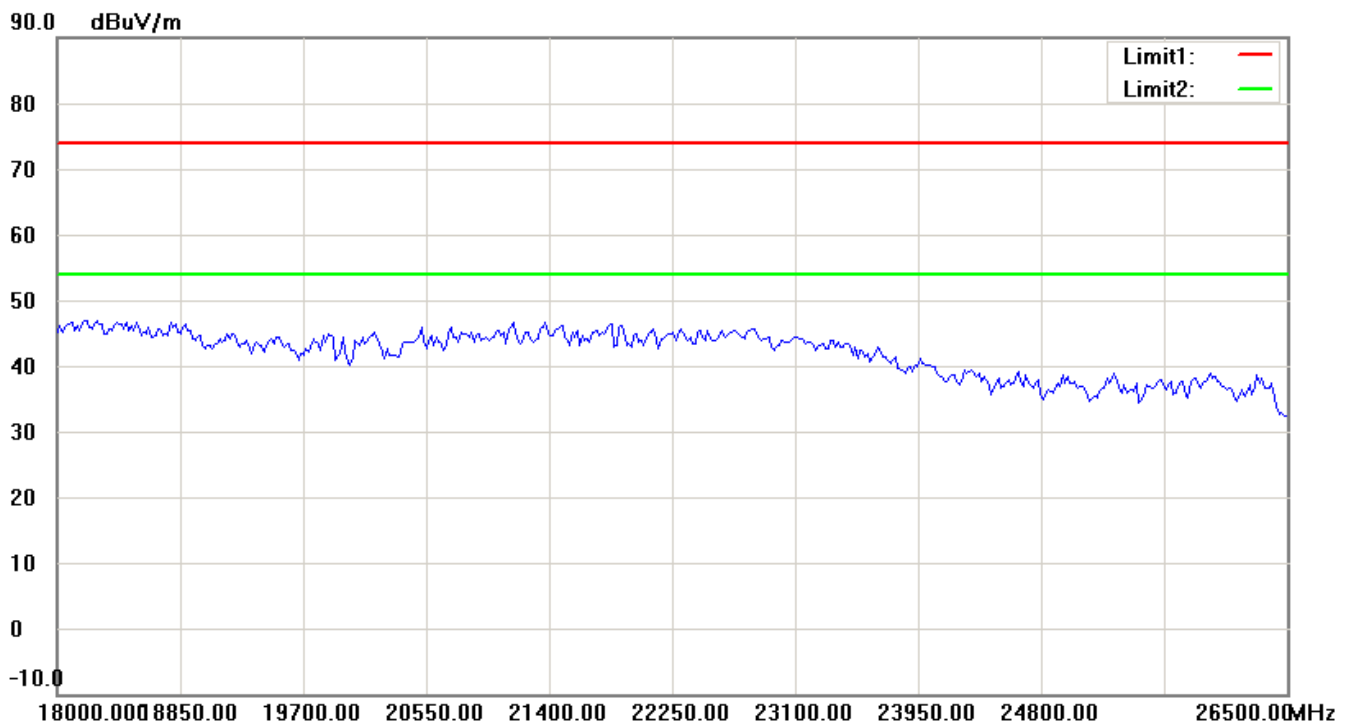
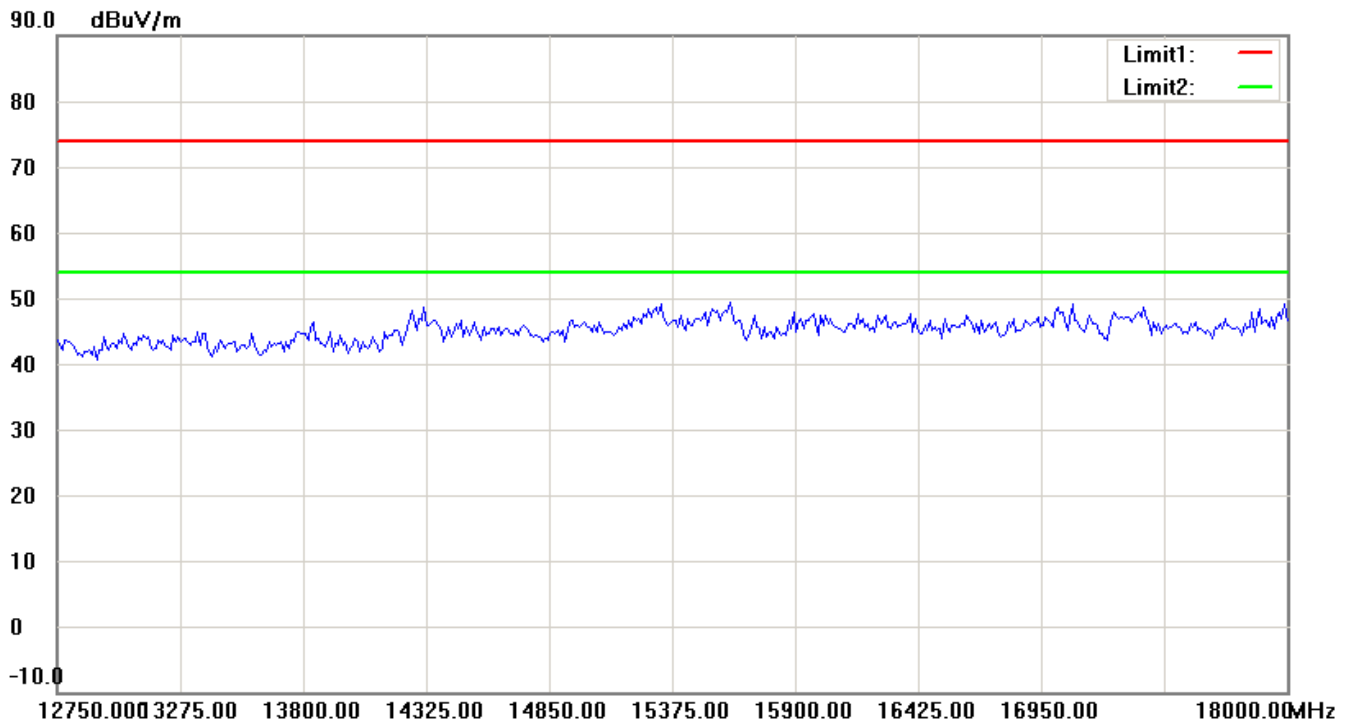
Note:

1. The attached measurement plots are preliminarily pre-scanned with peak detector for determining the final checking frequencies and are for reference only.
2. The some frequencies may exceed the limit line without the specified detectors, but that cannot present the results are failed to the specification of test standard.
3. For corrected test results are listed in the relevant table of radiated test data of this test report.



Worldwide Testing Services(Taiwan) Co., Ltd.

Registration number: W6M21307-13349-FCC
FCC ID: Q7A66000W00



Up Line: Peak Limit Line Down Line: Ave Limit Line

Note:

1. The attached measurement plots are preliminarily pre-scanned with peak detector for determining the final checking frequencies and are for reference only.
2. The some frequencies may exceed the limit line without the specified detectors, but that cannot present the results are failed to the specification of test standard.
3. For corrected test results are listed in the relevant table of radiated test data of this test report.



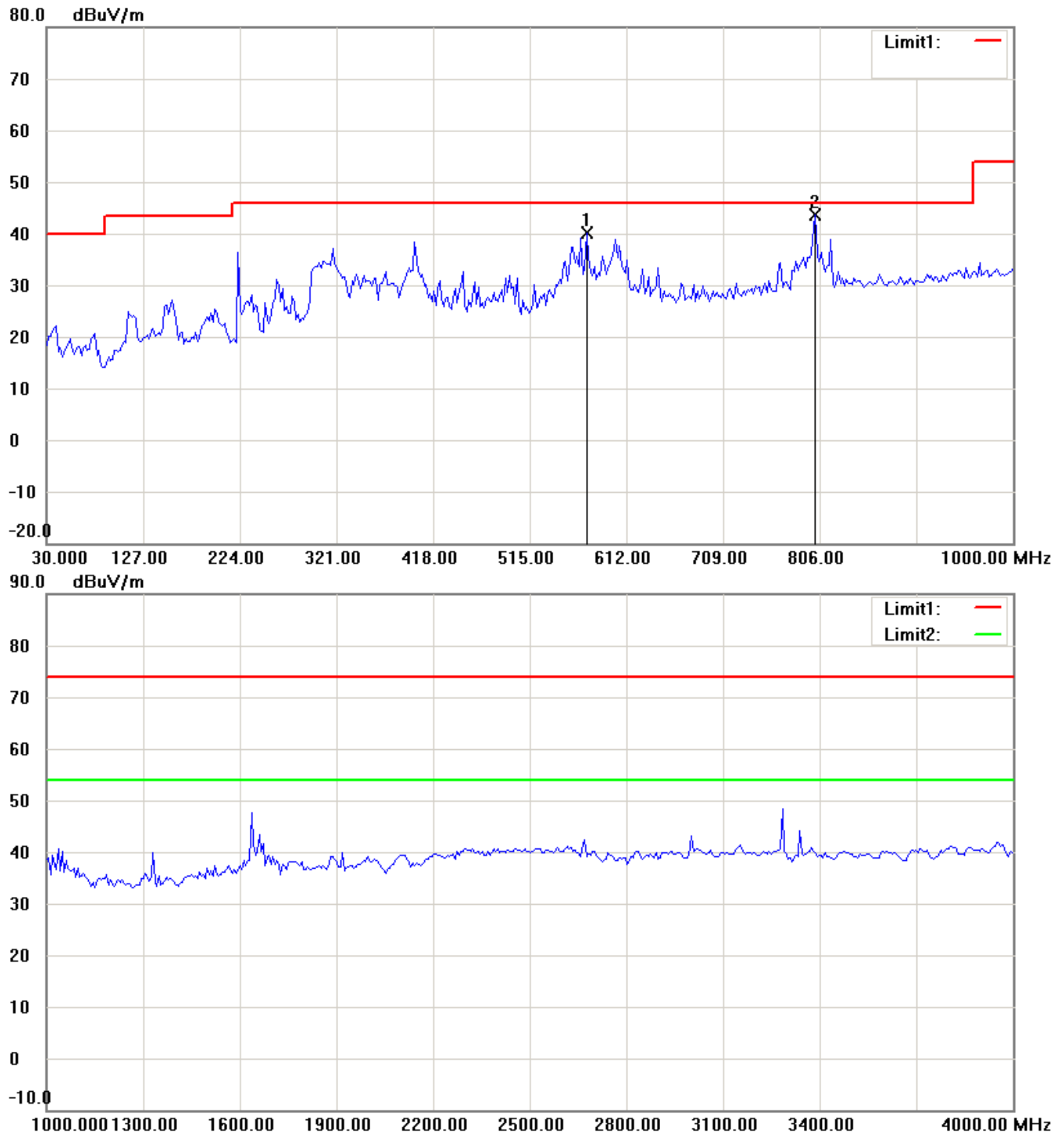
Worldwide Testing Services(Taiwan) Co., Ltd.

Registration number: W6M21307-13349-FCC

FCC ID: Q7A66000W00

TX 802.11b CH11

Antenna Polarization H



Up Line: Peak Limit Line Down Line: Ave Limit Line

Note:

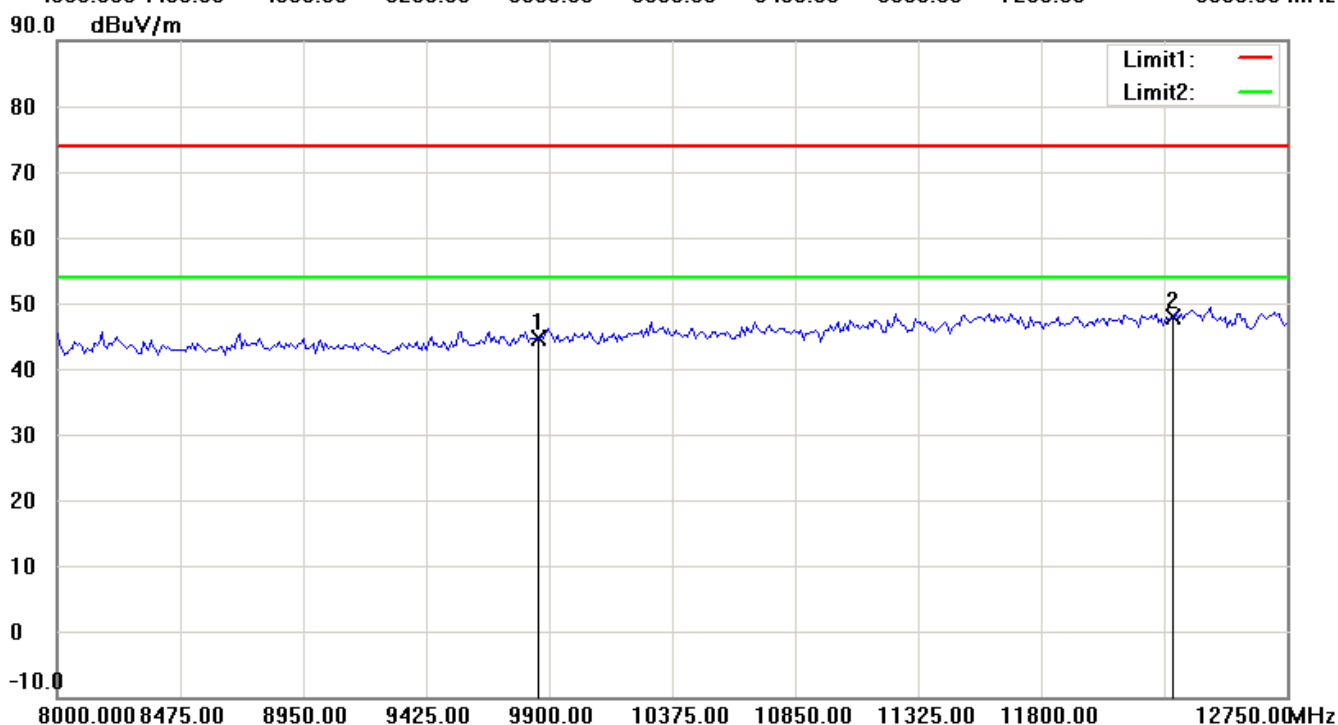
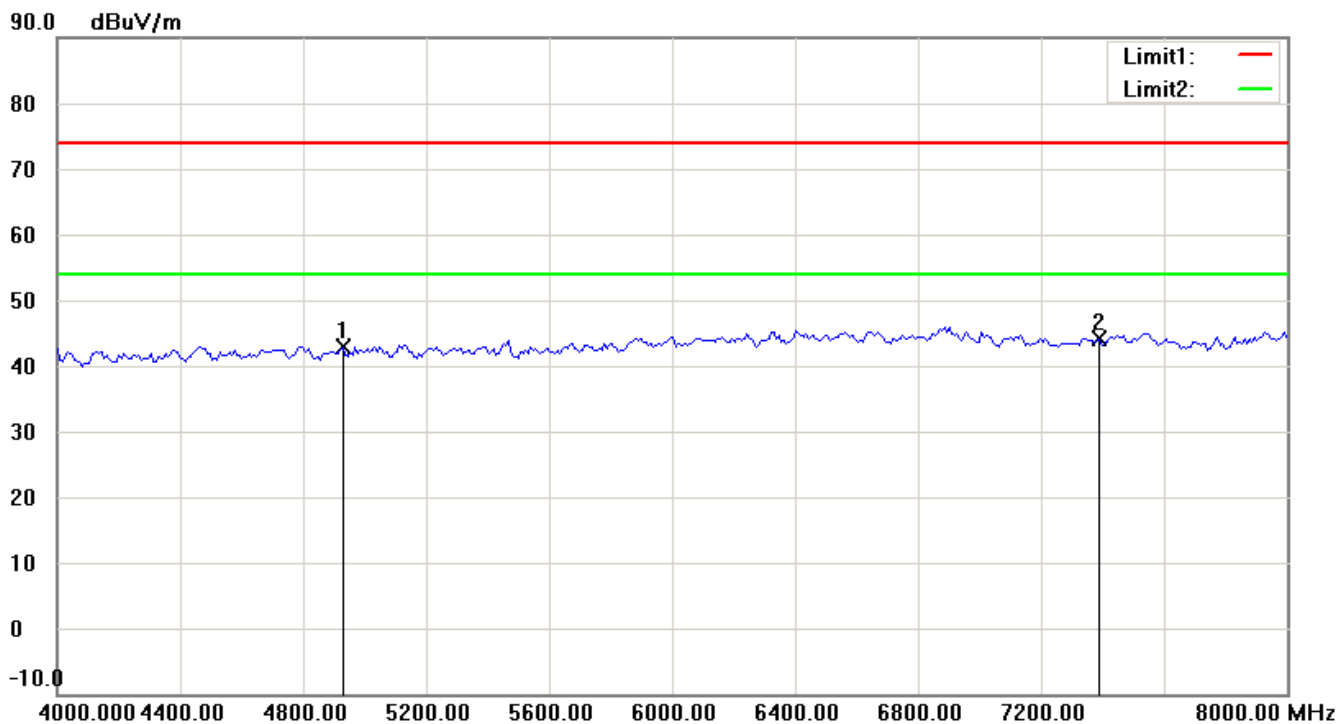
1. The attached measurement plots are preliminarily pre-scanned with peak detector for determining the final checking frequencies and are for reference only.
2. The some frequencies may exceed the limit line without the specified detectors, but that cannot present the results are failed to the specification of test standard.
3. For corrected test results are listed in the relevant table of radiated test data of this test report.



Worldwide Testing Services(Taiwan) Co., Ltd.

Registration number: W6M21307-13349-FCC

FCC ID: Q7A66000W00



Up Line: Peak Limit Line Down Line: Ave Limit Line

Note:

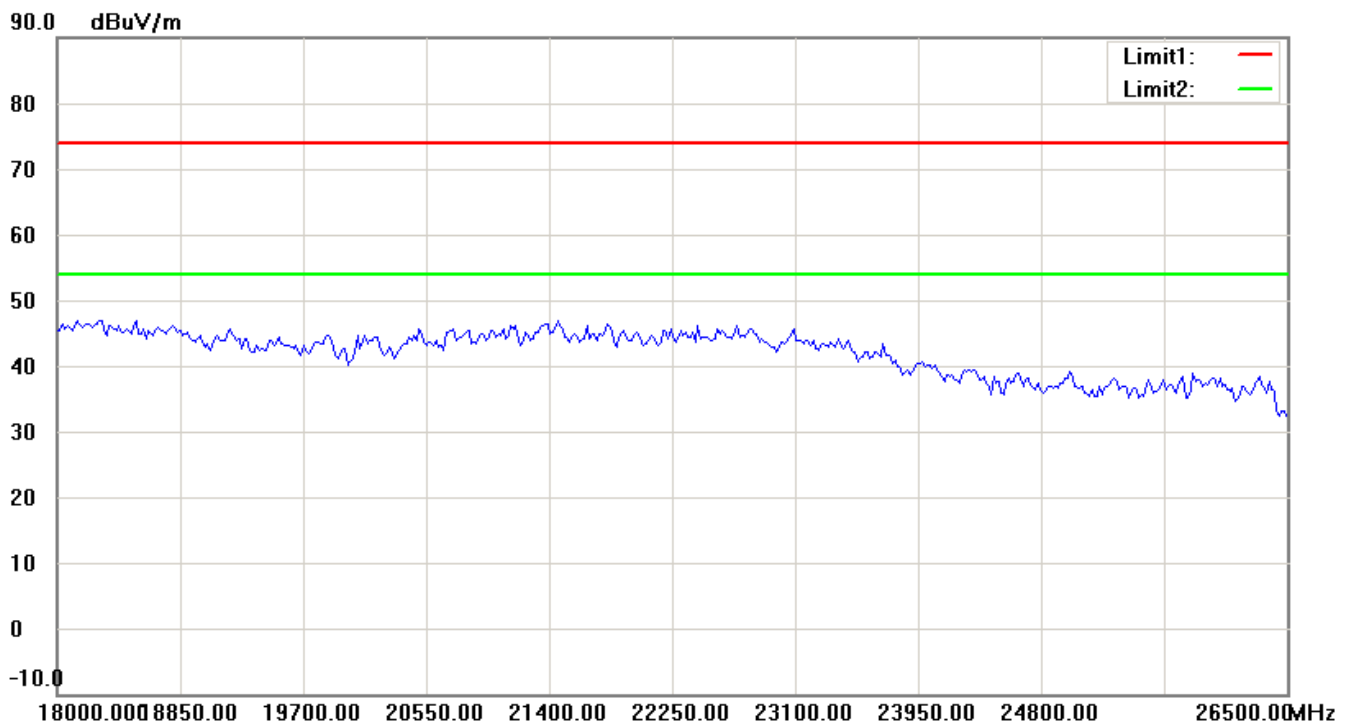
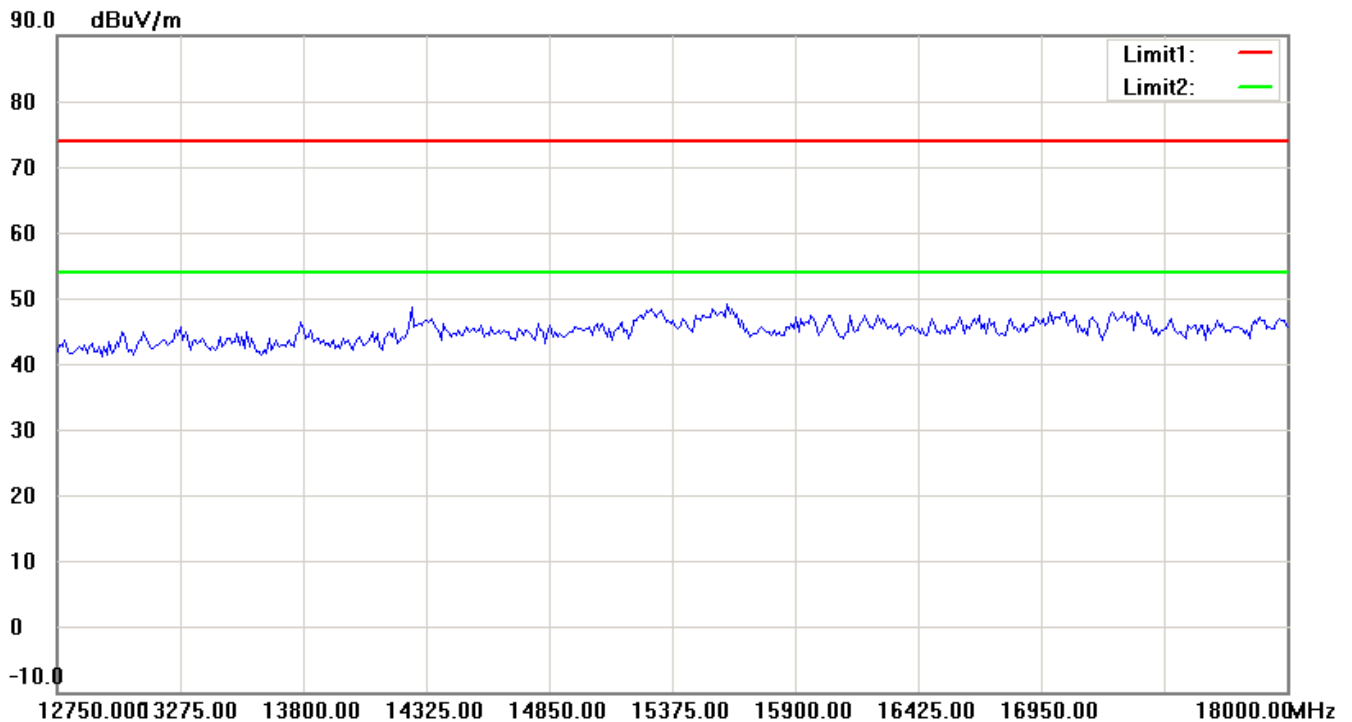
1. The attached measurement plots are preliminarily pre-scanned with peak detector for determining the final checking frequencies and are for reference only.
2. The some frequencies may exceed the limit line without the specified detectors, but that cannot present the results are failed to the specification of test standard.
3. For corrected test results are listed in the relevant table of radiated test data of this test report.



Worldwide Testing Services(Taiwan) Co., Ltd.

Registration number: W6M21307-13349-FCC

FCC ID: Q7A66000W00



Up Line: Peak Limit Line Down Line: Ave Limit Line

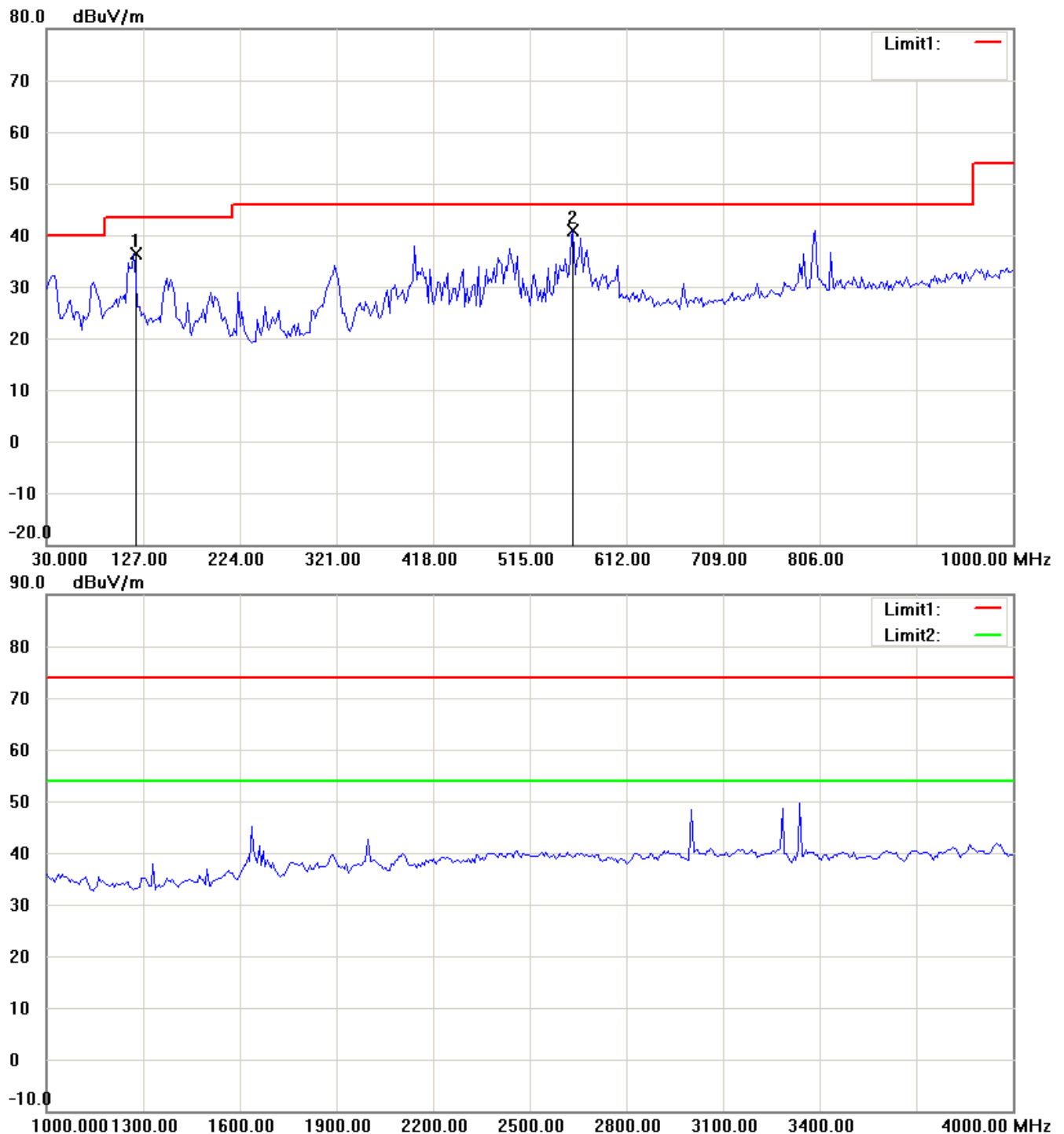
Note:

1. The attached measurement plots are preliminarily pre-scanned with peak detector for determining the final checking frequencies and are for reference only.
2. The some frequencies may exceed the limit line without the specified detectors, but that cannot present the results are failed to the specification of test standard.
3. For corrected test results are listed in the relevant table of radiated test data of this test report.

Registration number: W6M21307-13349-FCC

FCC ID: Q7A66000W00

Antenna Polarization V



Up Line: Peak Limit Line Down Line: Ave Limit Line

Note:

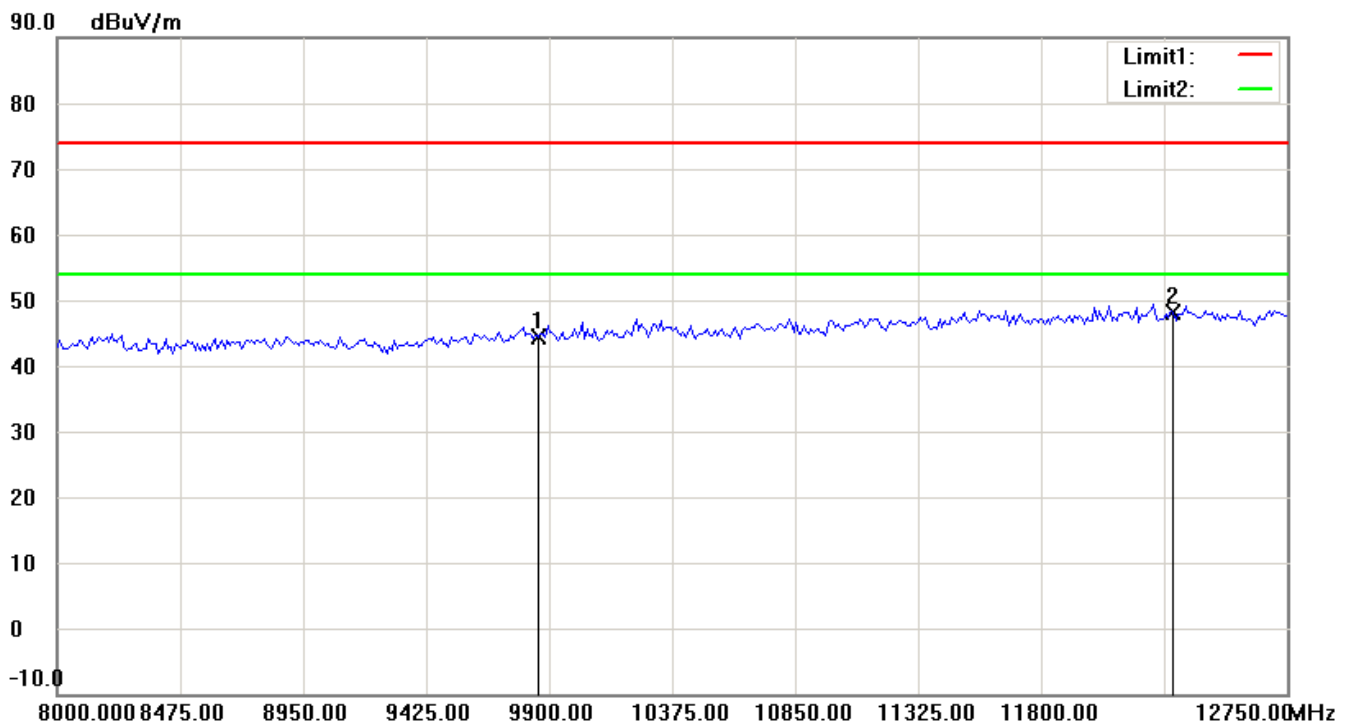
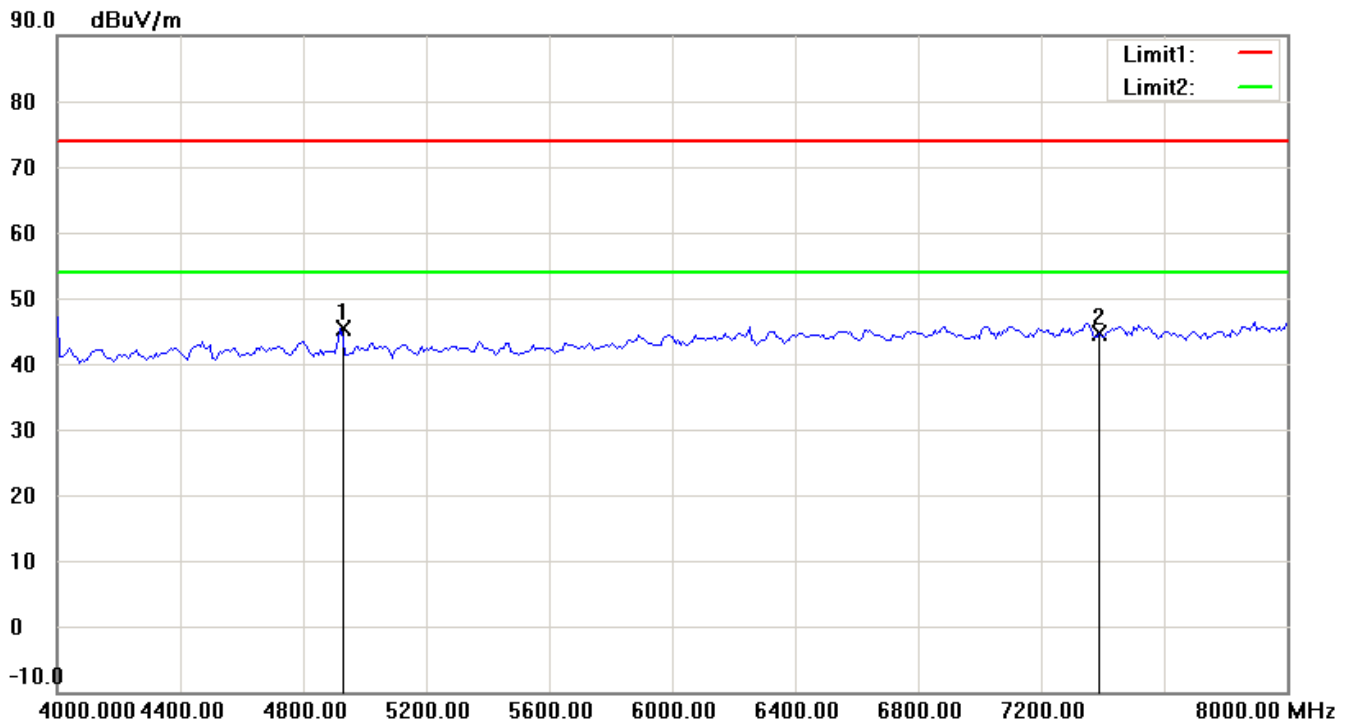
1. The attached measurement plots are preliminarily pre-scanned with peak detector for determining the final checking frequencies and are for reference only.
2. The some frequencies may exceed the limit line without the specified detectors, but that cannot present the results are failed to the specification of test standard.
3. For corrected test results are listed in the relevant table of radiated test data of this test report.



Worldwide Testing Services(Taiwan) Co., Ltd.

Registration number: W6M21307-13349-FCC

FCC ID: Q7A66000W00



Up Line: Peak Limit Line Down Line: Ave Limit Line

Note:

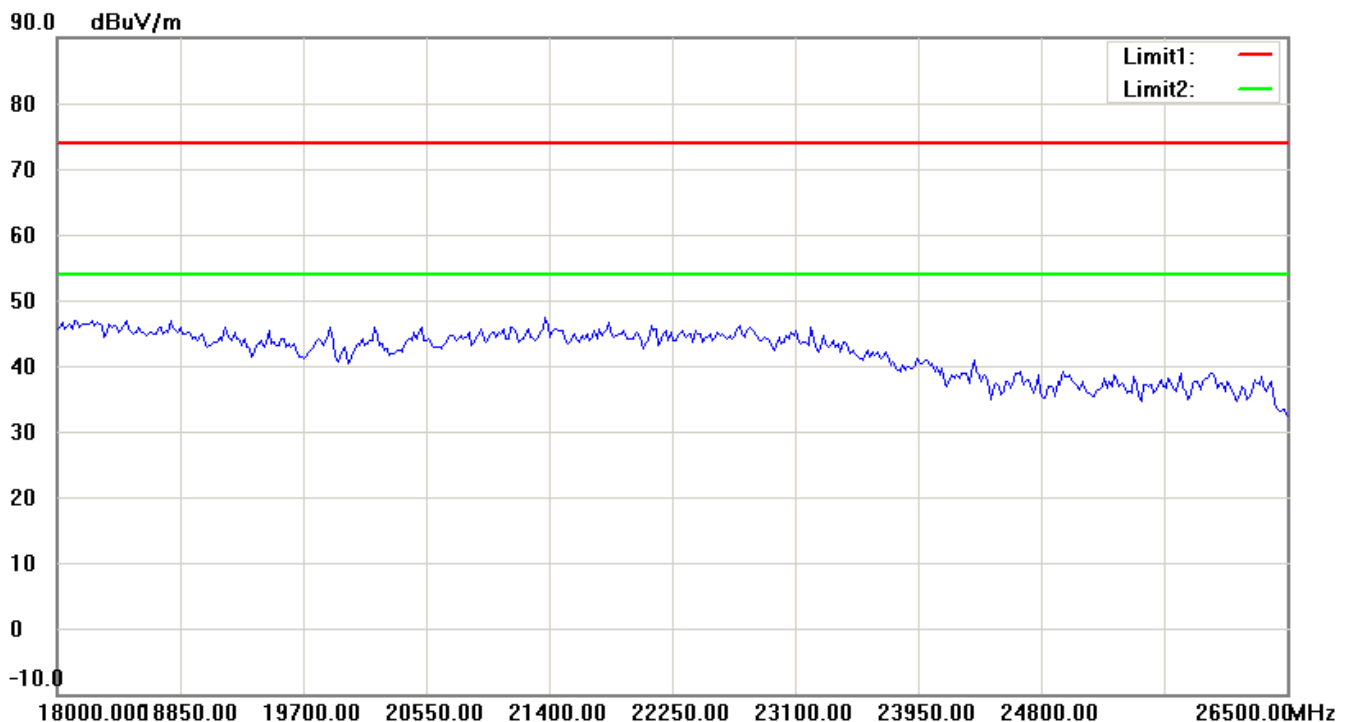
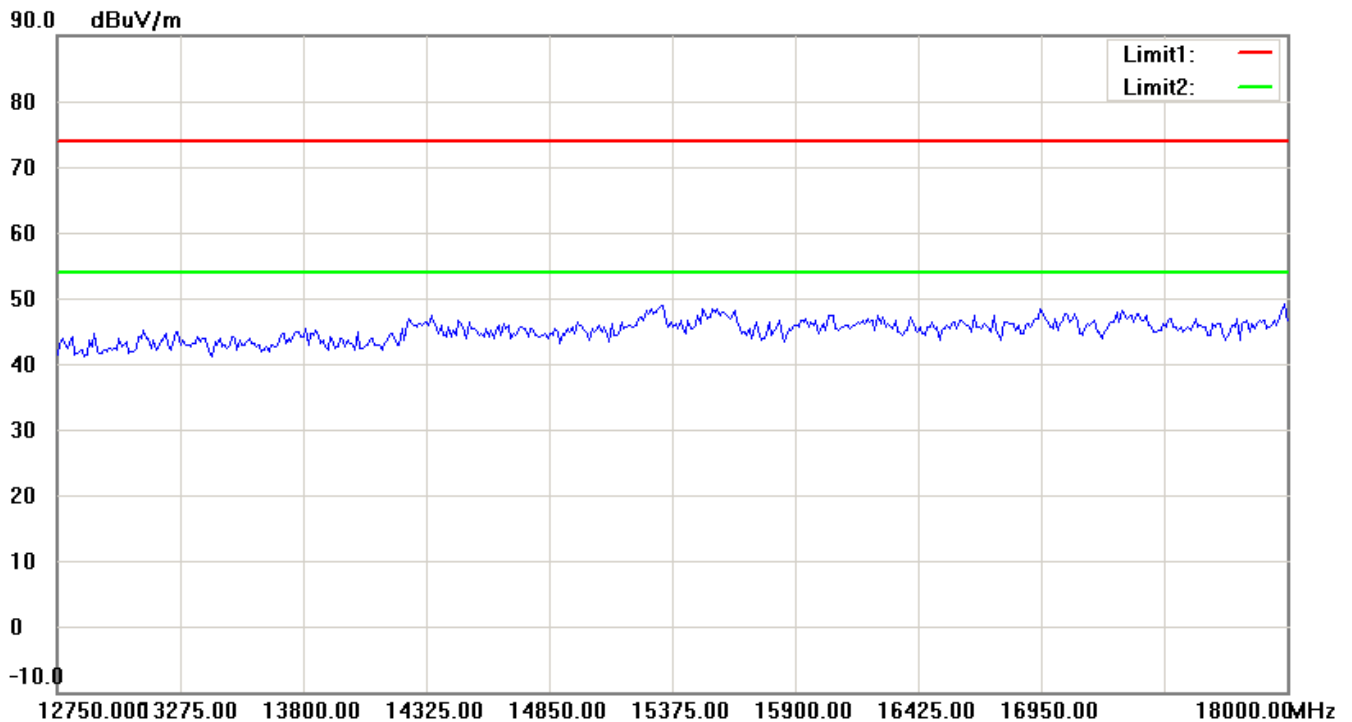
1. The attached measurement plots are preliminarily pre-scanned with peak detector for determining the final checking frequencies and are for reference only.
2. The some frequencies may exceed the limit line without the specified detectors, but that cannot present the results are failed to the specification of test standard.
3. For corrected test results are listed in the relevant table of radiated test data of this test report.



Worldwide Testing Services(Taiwan) Co., Ltd.

Registration number: W6M21307-13349-FCC

FCC ID: Q7A66000W00



Up Line: Peak Limit Line Down Line: Ave Limit Line

Note:

1. The attached measurement plots are preliminarily pre-scanned with peak detector for determining the final checking frequencies and are for reference only.
2. The some frequencies may exceed the limit line without the specified detectors, but that cannot present the results are failed to the specification of test standard.
3. For corrected test results are listed in the relevant table of radiated test data of this test report.



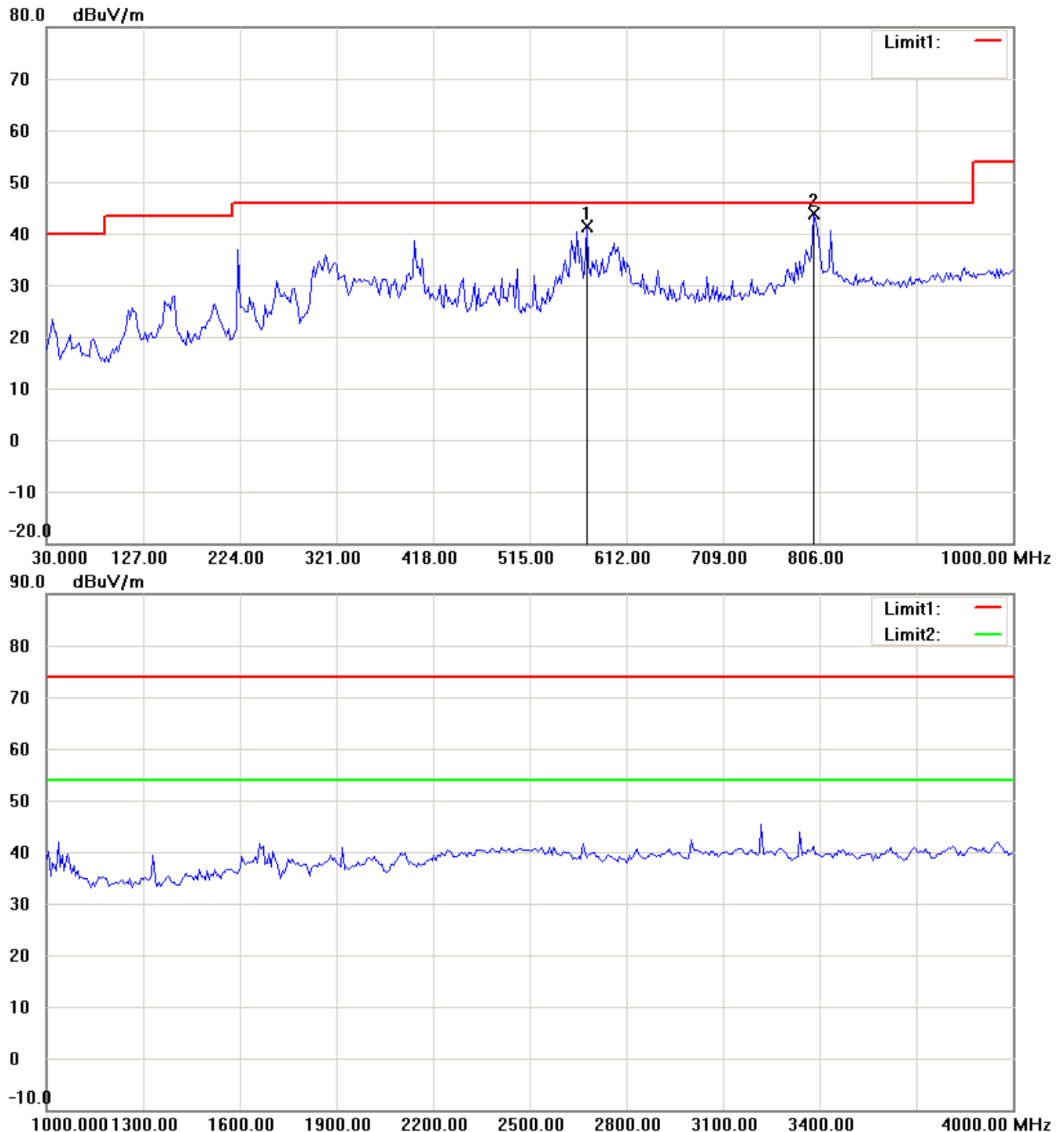
Worldwide Testing Services(Taiwan) Co., Ltd.

Registration number: W6M21307-13349-FCC

FCC ID: Q7A66000W00

TX 802.11g CH1


Antenna Polarization H



Up Line: Peak Limit Line Down Line: Ave Limit Line

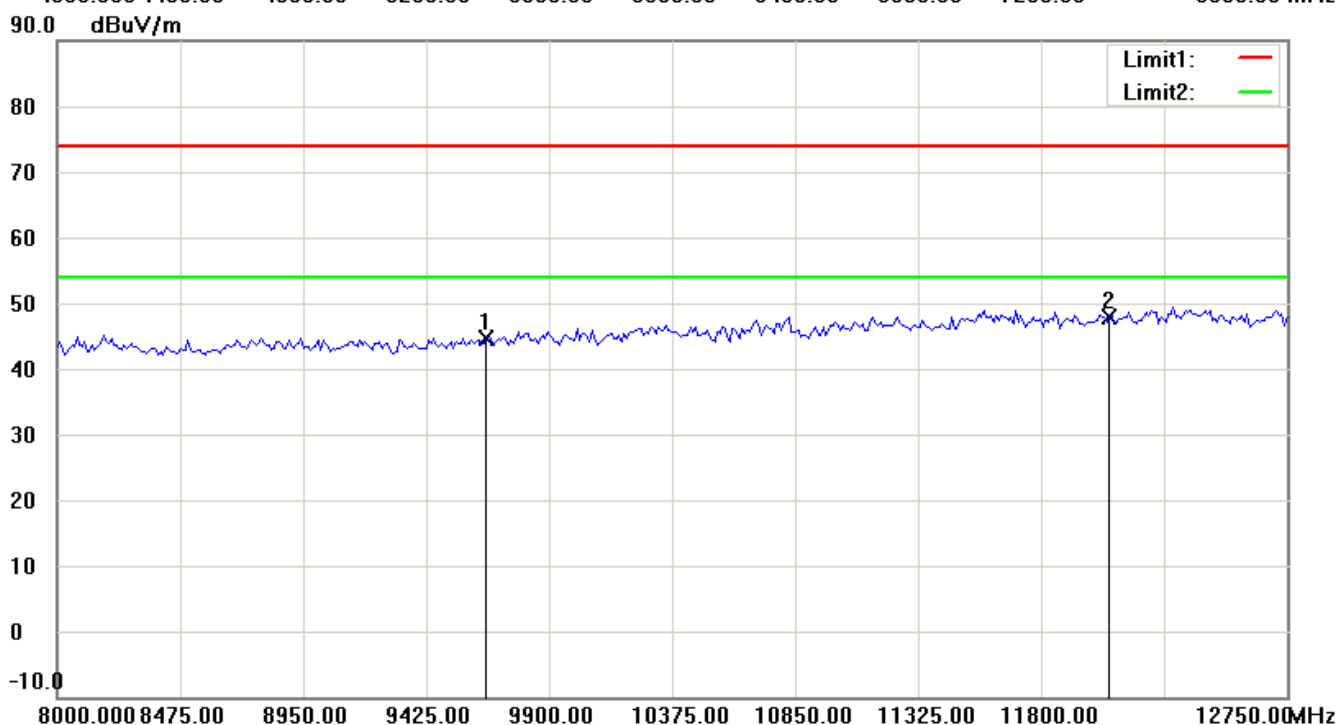
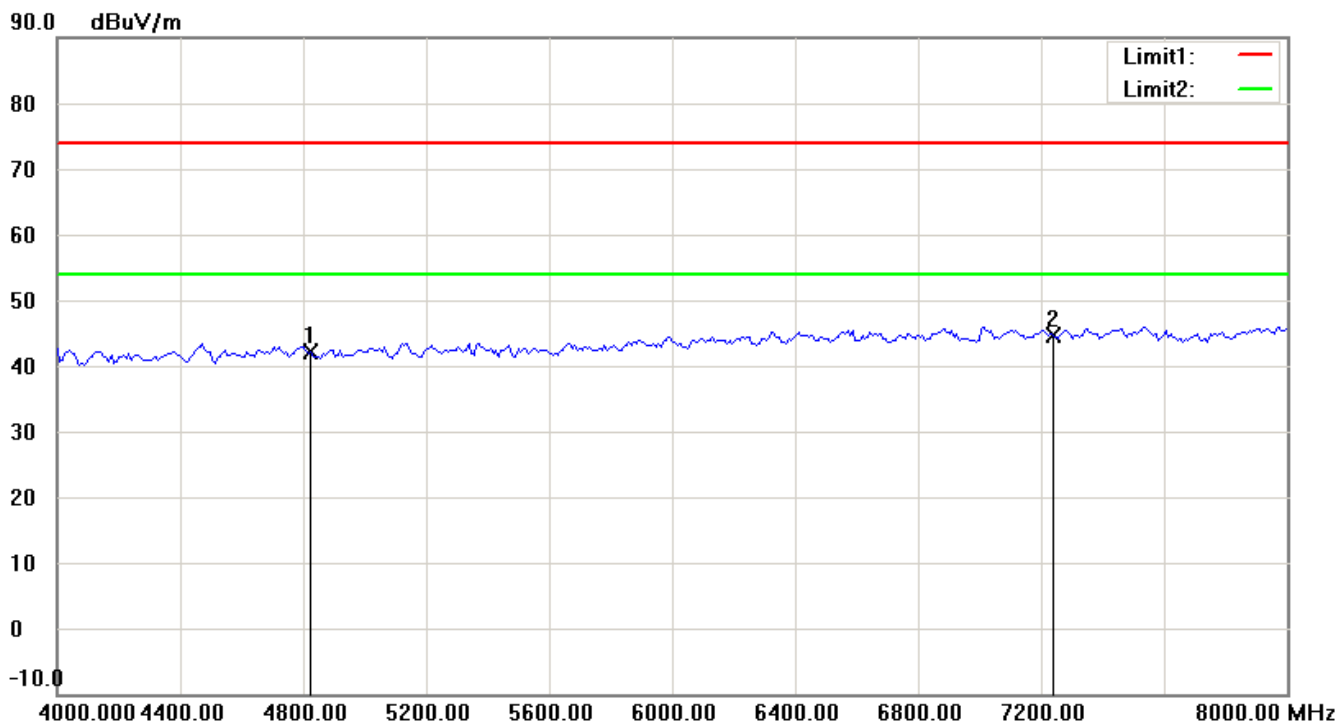
Note:

1. The attached measurement plots are preliminarily pre-scanned with peak detector for determining the final checking frequencies and are for reference only.
2. The some frequencies may exceed the limit line without the specified detectors, but that cannot present the results are failed to the specification of test standard.
3. For corrected test results are listed in the relevant table of radiated test data of this test report.



Registration number: W6M21307-13349-FCC

FCC ID: Q7A66000W00



Up Line: Peak Limit Line Down Line: Ave Limit Line

Note:

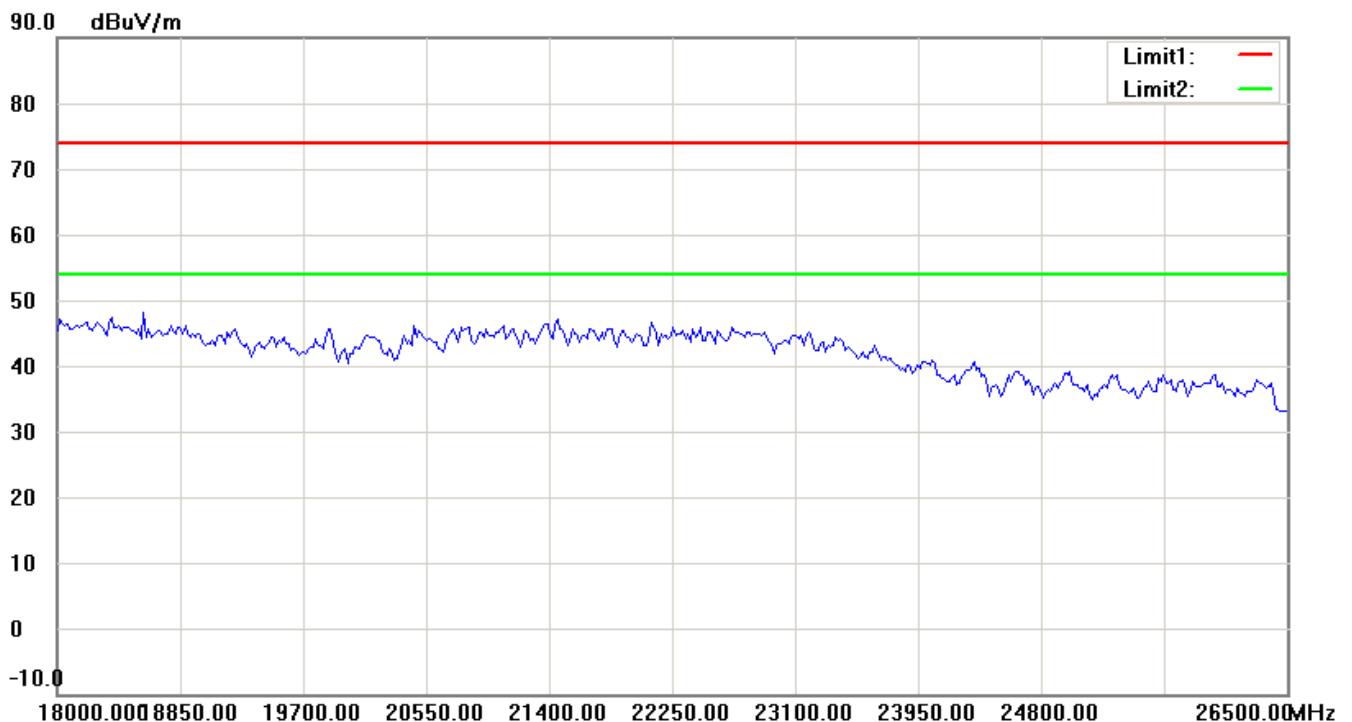
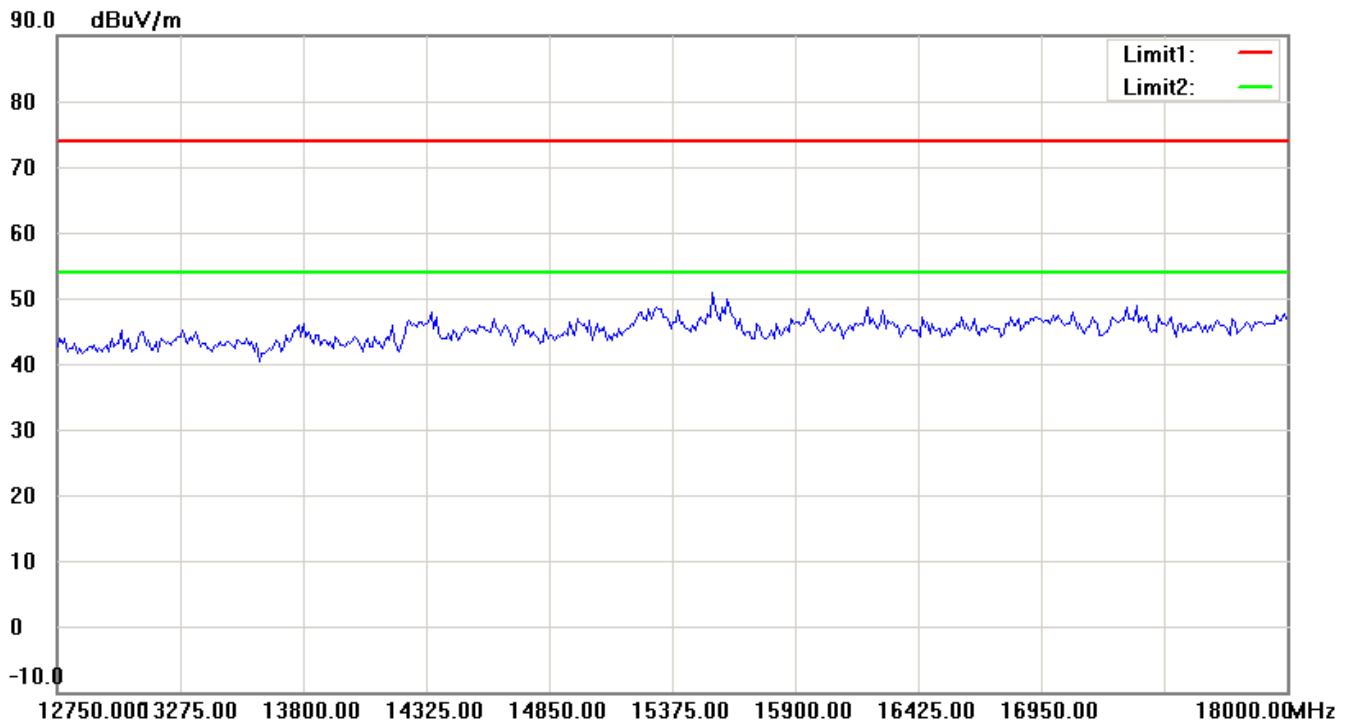
1. The attached measurement plots are preliminarily pre-scanned with peak detector for determining the final checking frequencies and are for reference only.
2. The some frequencies may exceed the limit line without the specified detectors, but that cannot present the results are failed to the specification of test standard.
3. For corrected test results are listed in the relevant table of radiated test data of this test report.



Worldwide Testing Services(Taiwan) Co., Ltd.

Registration number: W6M21307-13349-FCC

FCC ID: Q7A66000W00



Up Line: Peak Limit Line Down Line: Ave Limit Line

Note:

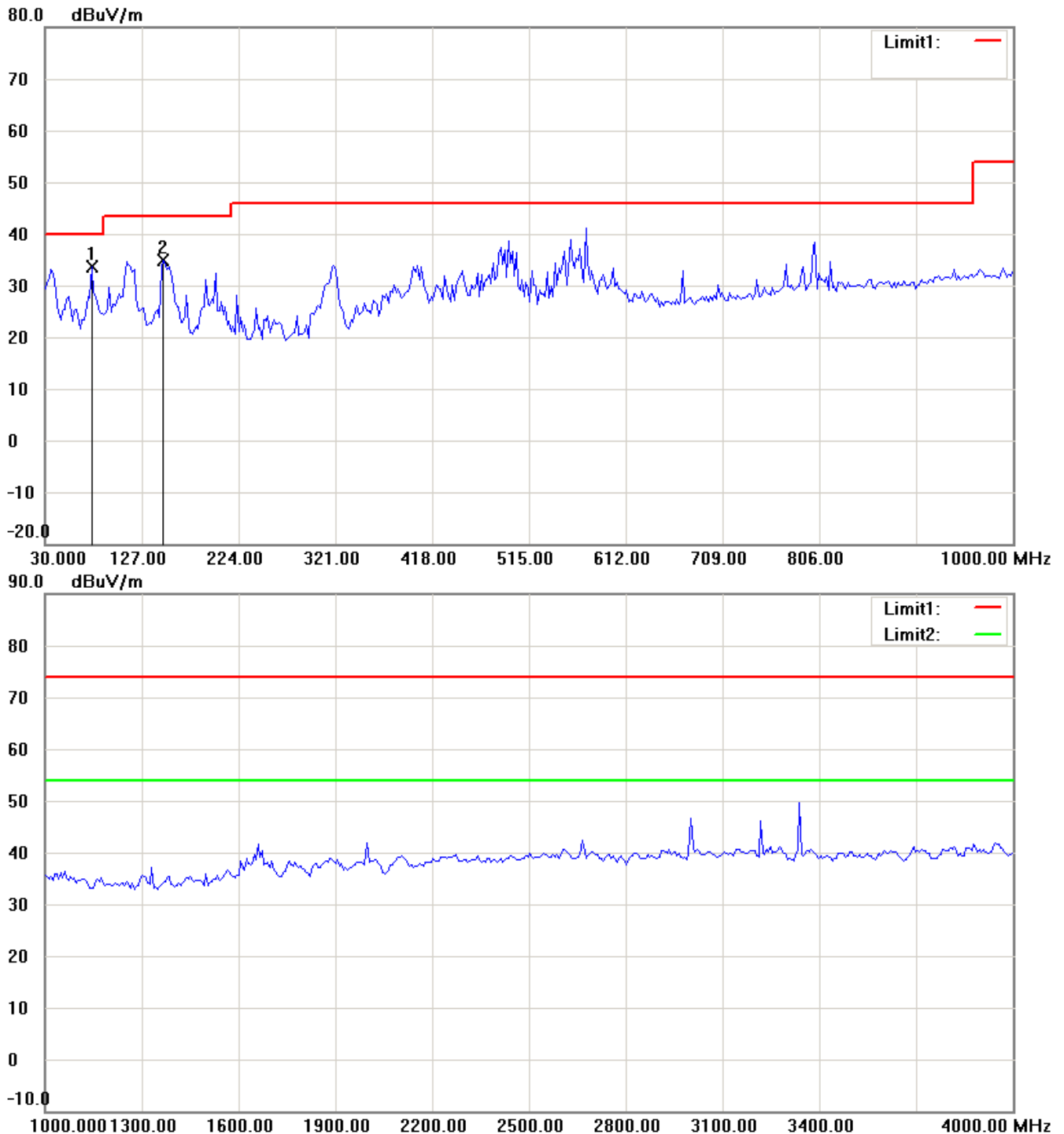
1. The attached measurement plots are preliminarily pre-scanned with peak detector for determining the final checking frequencies and are for reference only.
2. The some frequencies may exceed the limit line without the specified detectors, but that cannot present the results are failed to the specification of test standard.
3. For corrected test results are listed in the relevant table of radiated test data of this test report.



Worldwide Testing Services(Taiwan) Co., Ltd.

Registration number: W6M21307-13349-FCC
FCC ID: Q7A66000W00

Antenna Polarization V



Up Line: Peak Limit Line Down Line: Ave Limit Line

Note:

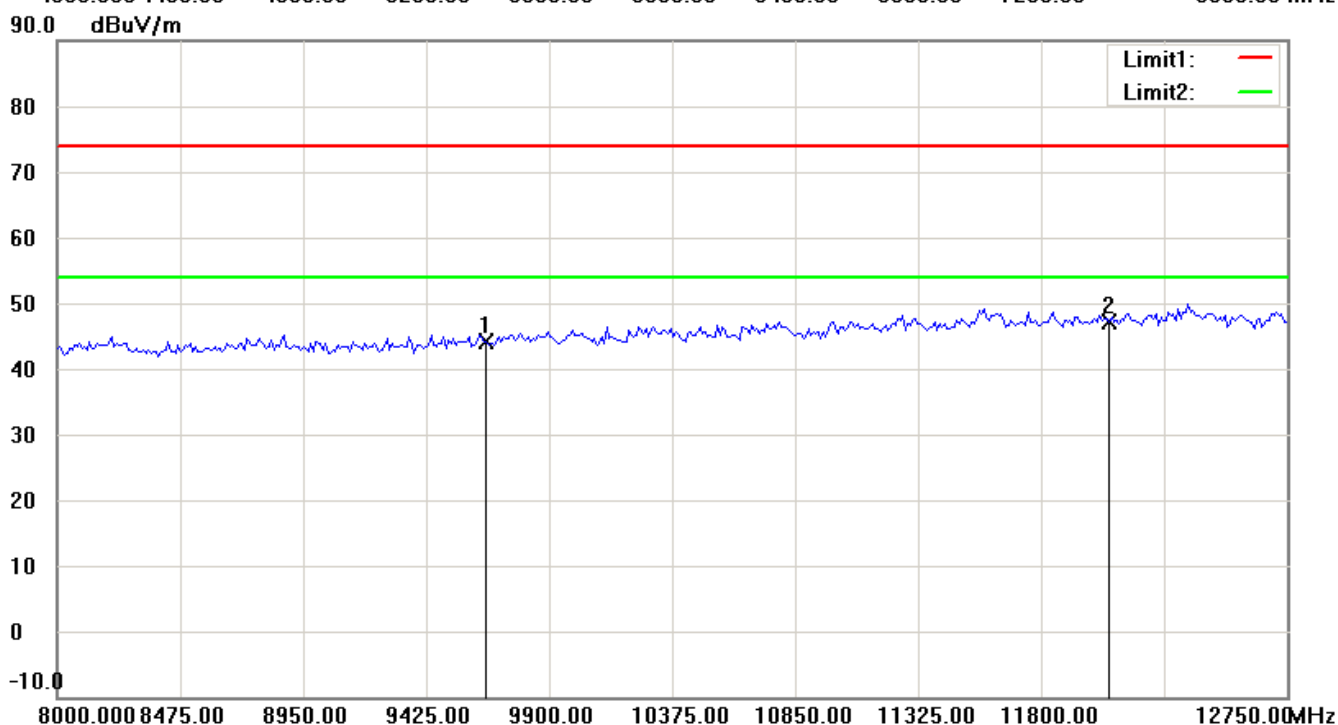
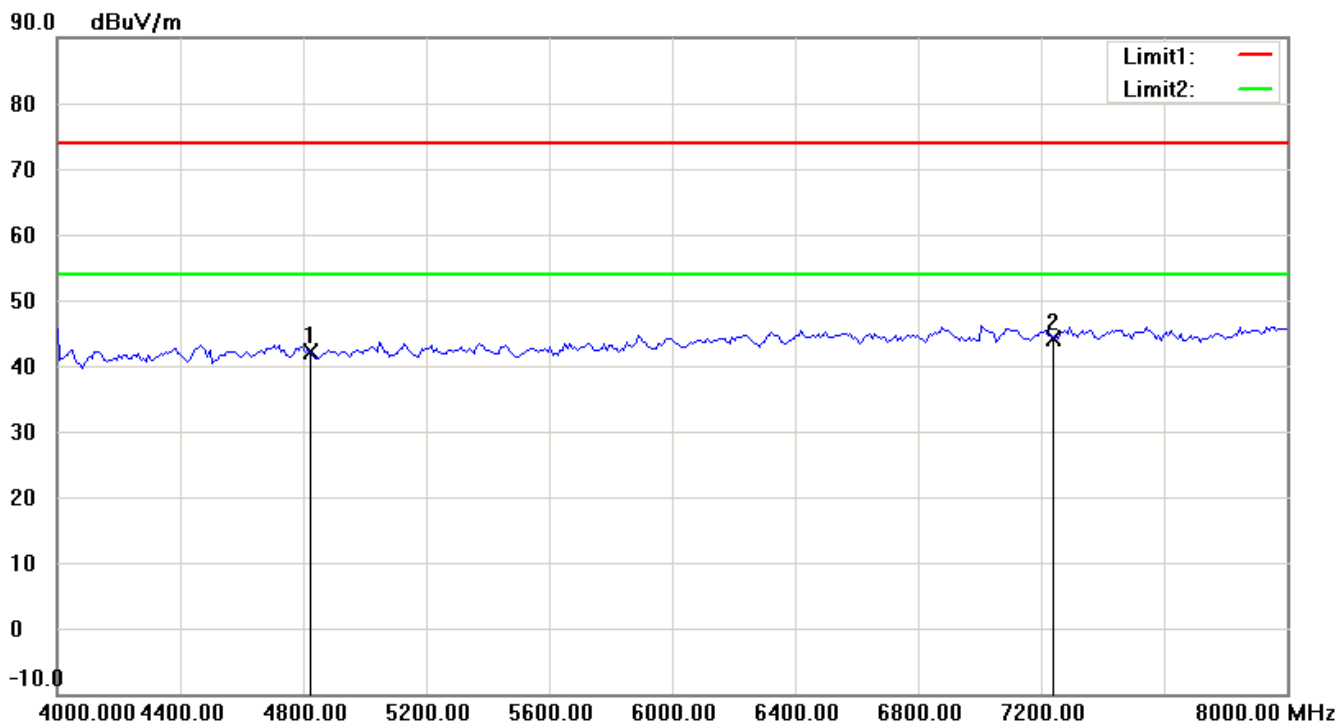
1. The attached measurement plots are preliminarily pre-scanned with peak detector for determining the final checking frequencies and are for reference only.
2. The some frequencies may exceed the limit line without the specified detectors, but that cannot present the results are failed to the specification of test standard.
3. For corrected test results are listed in the relevant table of radiated test data of this test report.



Worldwide Testing Services(Taiwan) Co., Ltd.

Registration number: W6M21307-13349-FCC

FCC ID: Q7A66000W00



Up Line: Peak Limit Line Down Line: Ave Limit Line

Note:

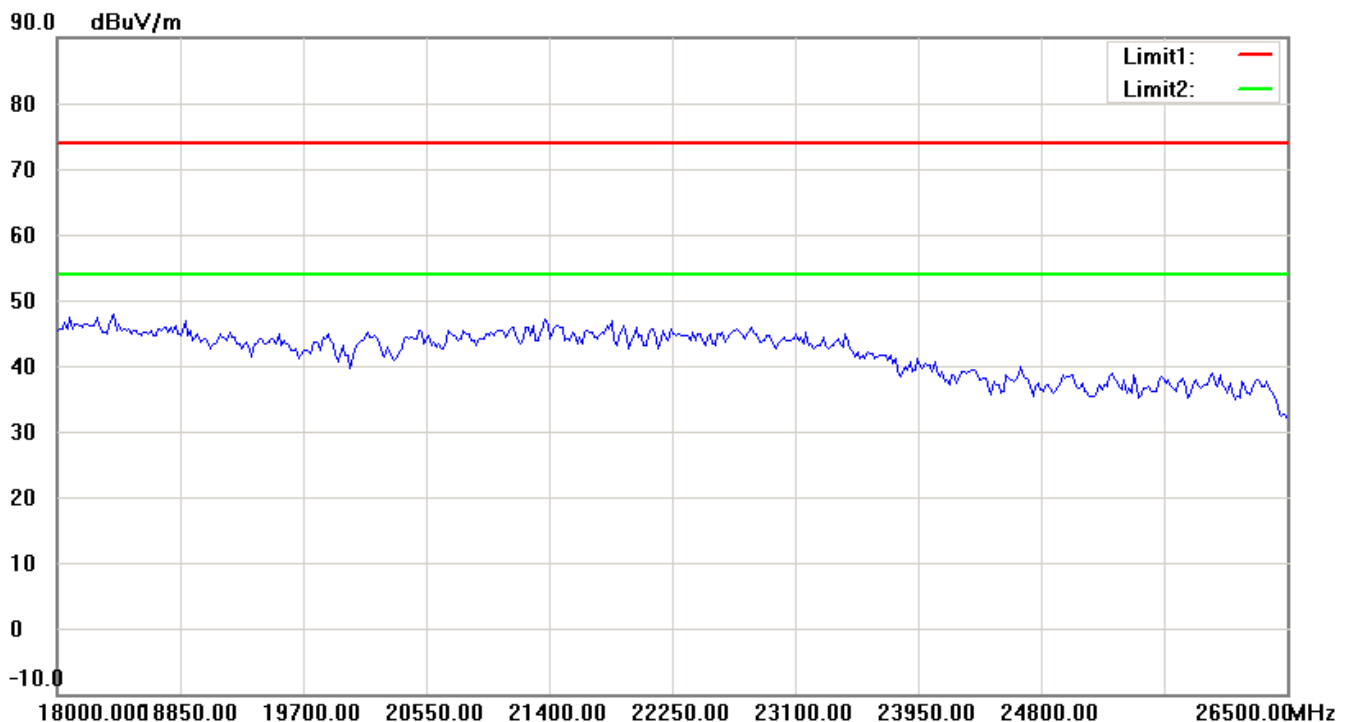
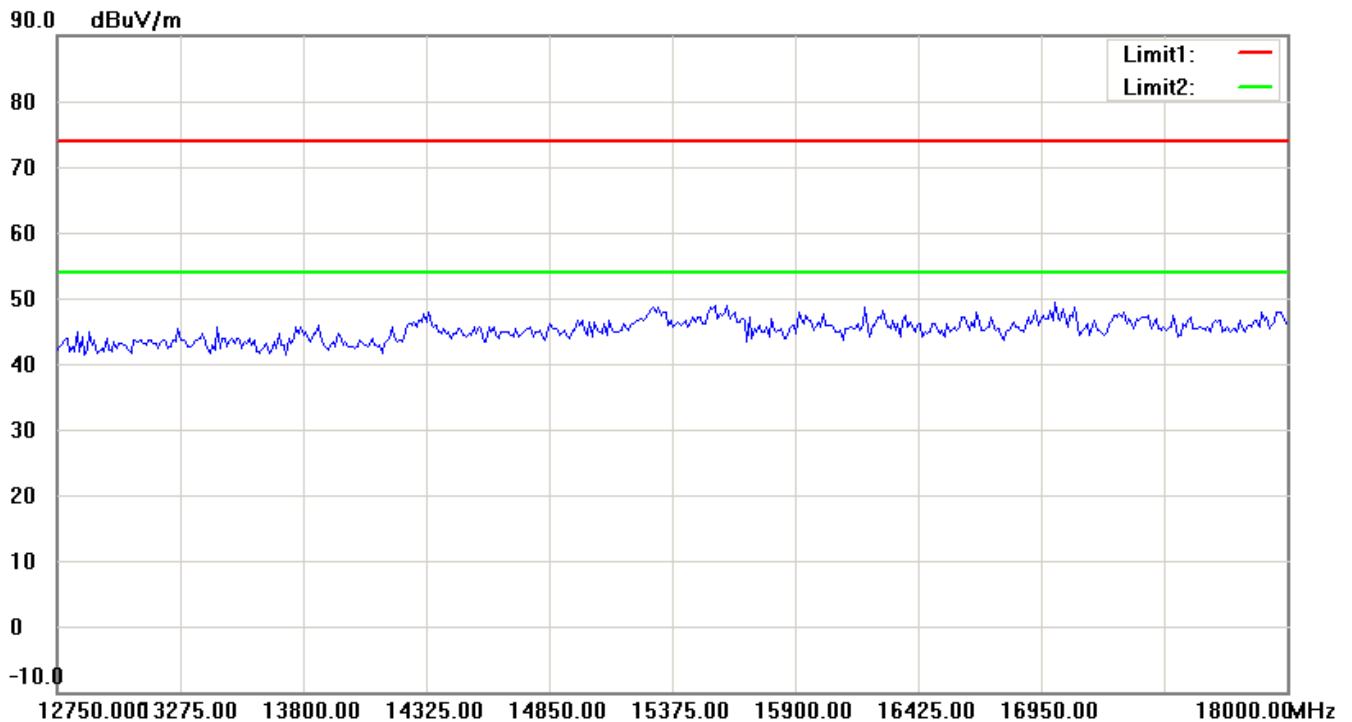
1. The attached measurement plots are preliminarily pre-scanned with peak detector for determining the final checking frequencies and are for reference only.
2. The some frequencies may exceed the limit line without the specified detectors, but that cannot present the results are failed to the specification of test standard.
3. For corrected test results are listed in the relevant table of radiated test data of this test report.



Worldwide Testing Services(Taiwan) Co., Ltd.

Registration number: W6M21307-13349-FCC

FCC ID: Q7A66000W00



Up Line: Peak Limit Line Down Line: Ave Limit Line

Note:

1. The attached measurement plots are preliminarily pre-scanned with peak detector for determining the final checking frequencies and are for reference only.
2. The some frequencies may exceed the limit line without the specified detectors, but that cannot present the results are failed to the specification of test standard.
3. For corrected test results are listed in the relevant table of radiated test data of this test report.



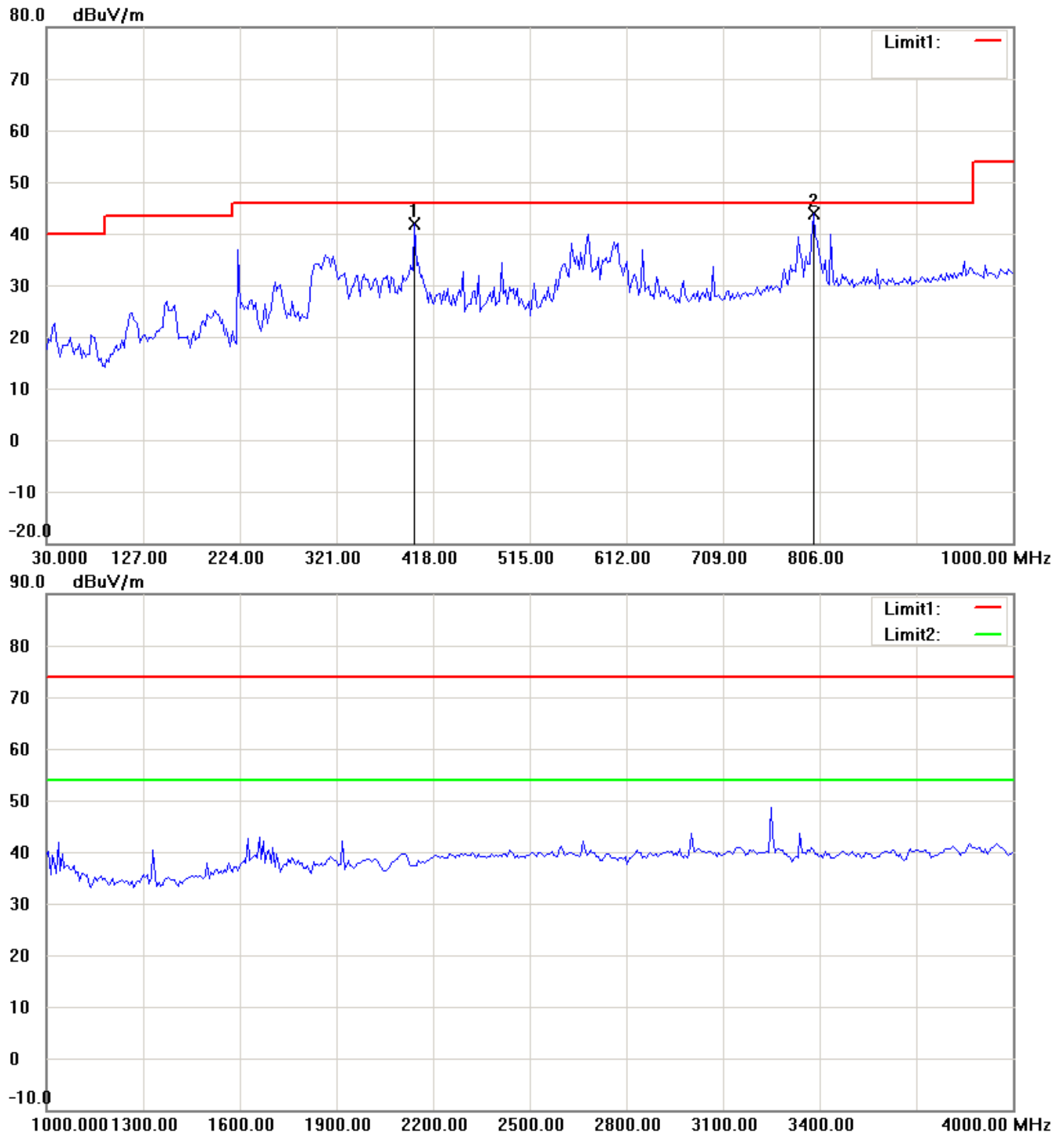
Worldwide Testing Services(Taiwan) Co., Ltd.

Registration number: W6M21307-13349-FCC

FCC ID: Q7A66000W00

TX 802.11g CH6

Antenna Polarization H



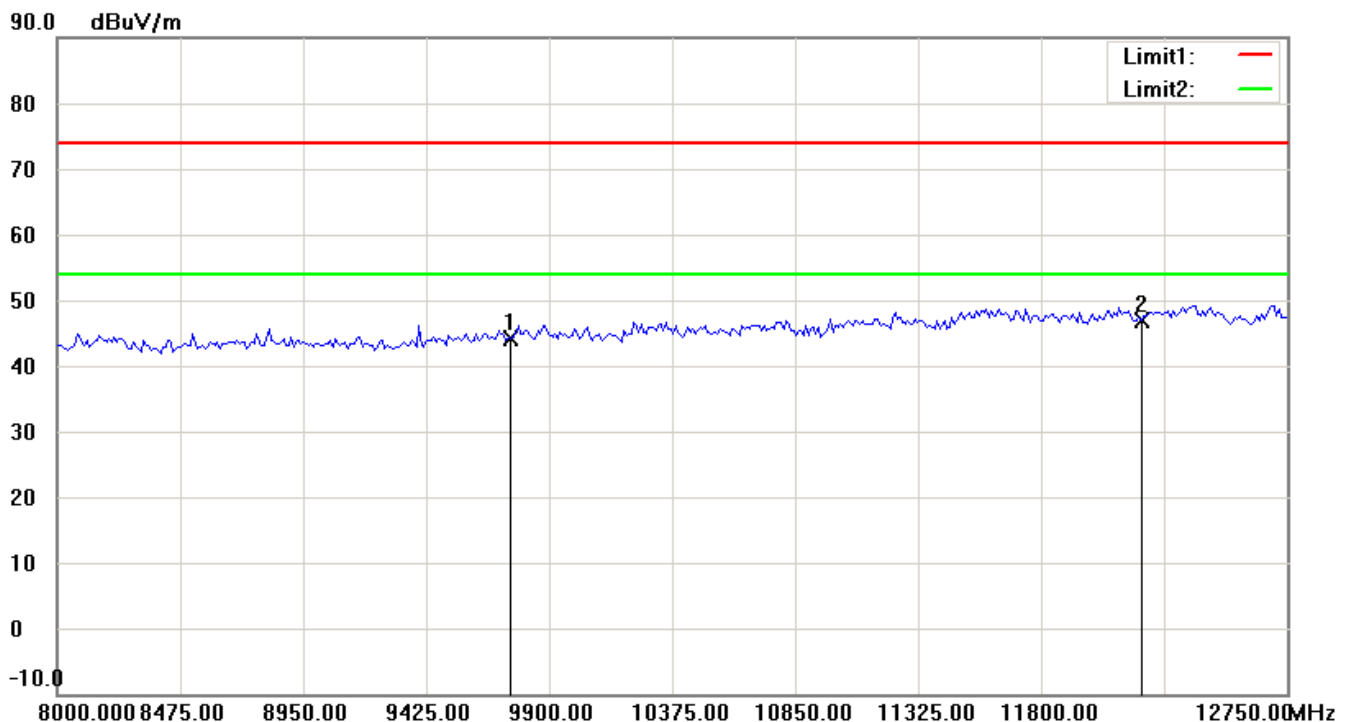
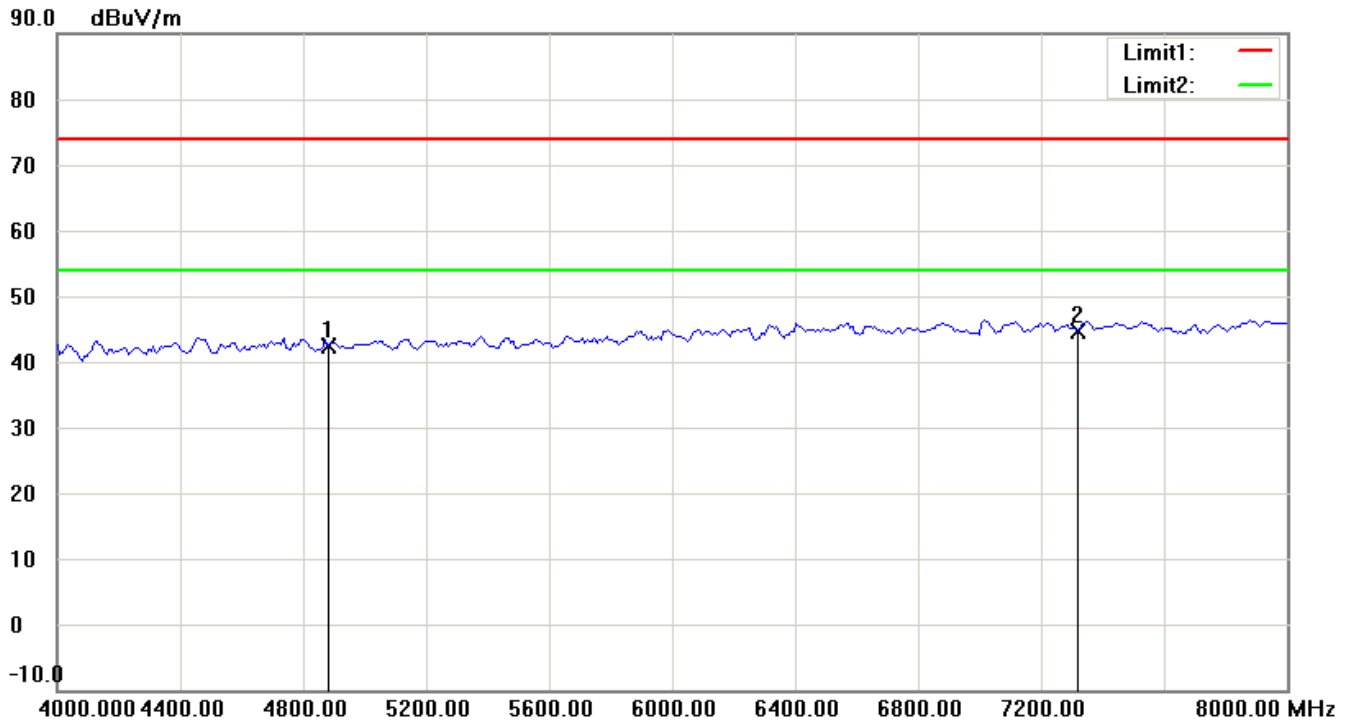
Up Line: Peak Limit Line Down Line: Ave Limit Line

Note:

1. The attached measurement plots are preliminarily pre-scanned with peak detector for determining the final checking frequencies and are for reference only.
2. The some frequencies may exceed the limit line without the specified detectors, but that cannot present the results are failed to the specification of test standard.
3. For corrected test results are listed in the relevant table of radiated test data of this test report.



Registration number: W6M21307-13349-FCC
FCC ID: Q7A66000W00



Up Line: Peak Limit Line Down Line: Ave Limit Line

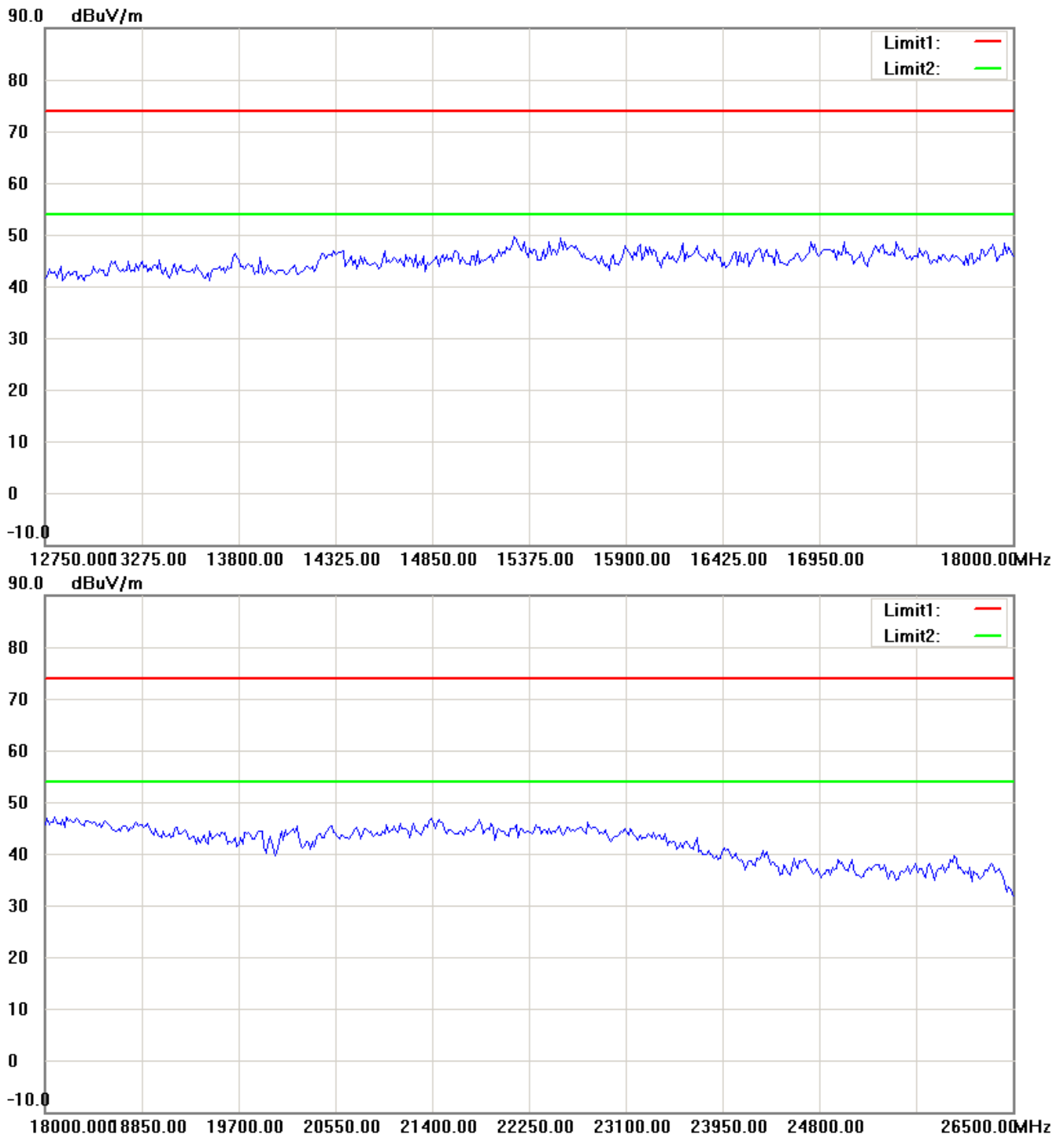
Note:

1. The attached measurement plots are preliminarily pre-scanned with peak detector for determining the final checking frequencies and are for reference only.
2. The some frequencies may exceed the limit line without the specified detectors, but that cannot present the results are failed to the specification of test standard.
3. For corrected test results are listed in the relevant table of radiated test data of this test report.



Worldwide Testing Services(Taiwan) Co., Ltd.

Registration number: W6M21307-13349-FCC
FCC ID: Q7A66000W00



Up Line: Peak Limit Line Down Line: Ave Limit Line

Note:

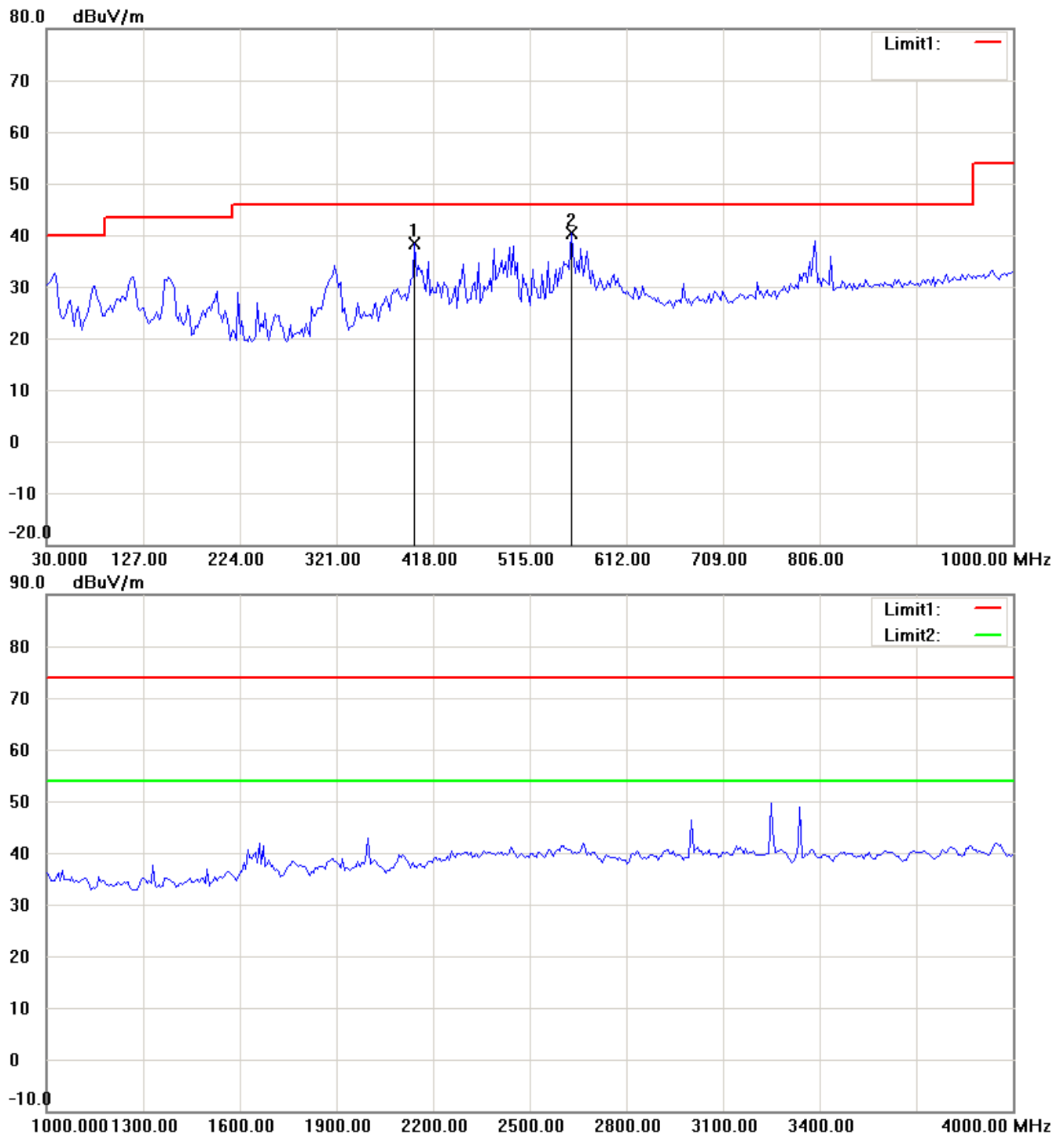
1. The attached measurement plots are preliminarily pre-scanned with peak detector for determining the final checking frequencies and are for reference only.
2. The some frequencies may exceed the limit line without the specified detectors, but that cannot present the results are failed to the specification of test standard.
3. For corrected test results are listed in the relevant table of radiated test data of this test report.



Registration number: W6M21307-13349-FCC

FCC ID: Q7A66000W00

Antenna Polarization V



Up Line: Peak Limit Line Down Line: Ave Limit Line

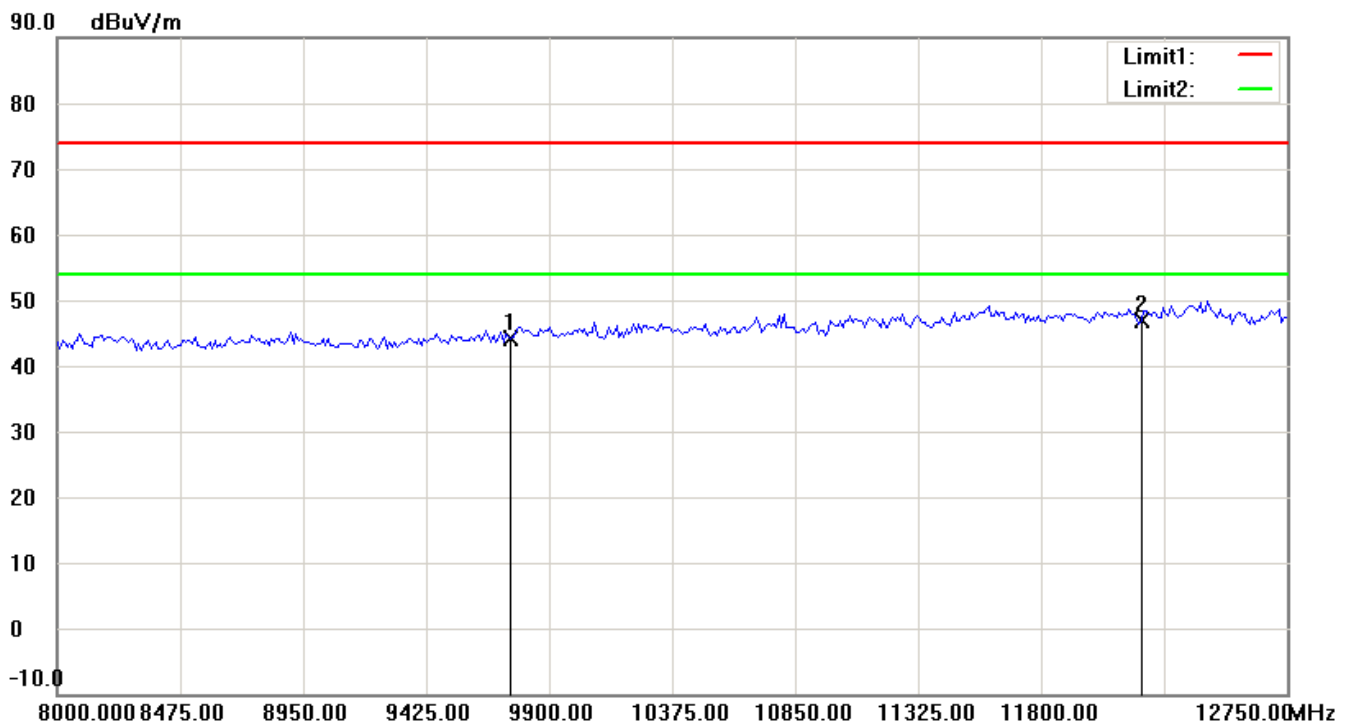
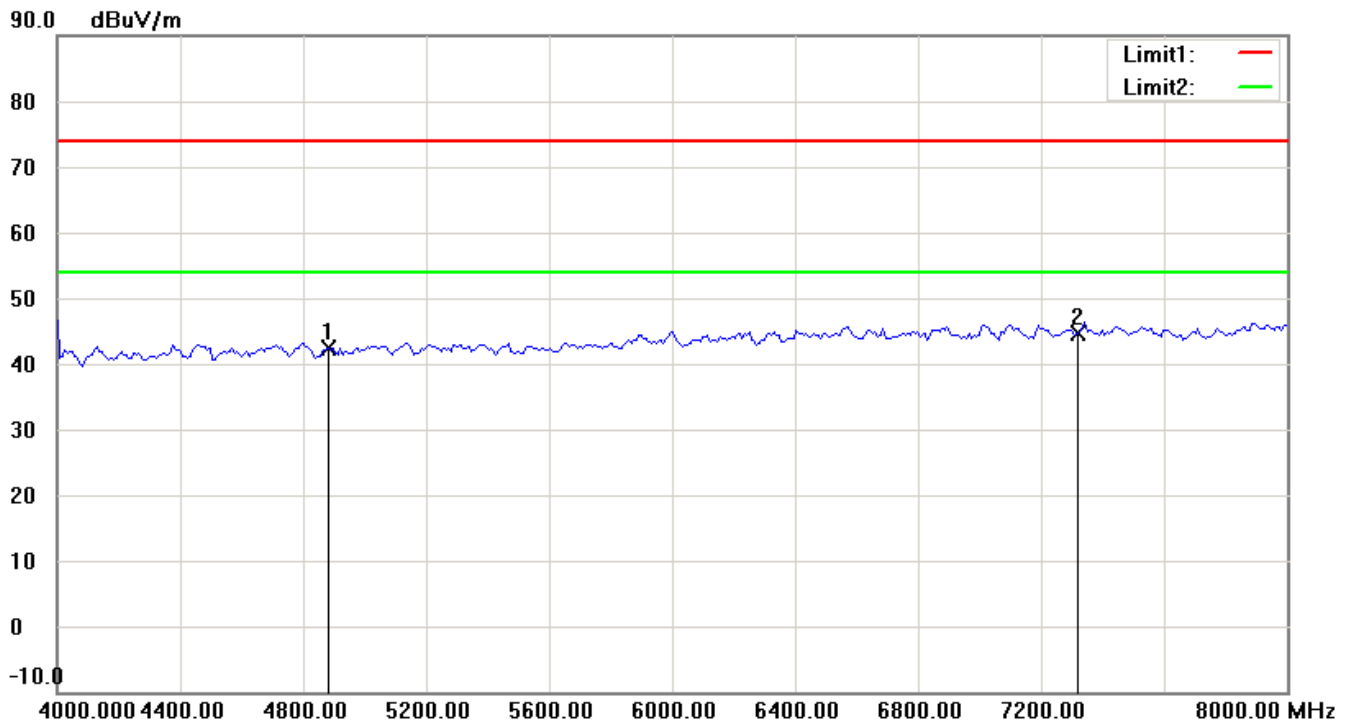
Note:

1. The attached measurement plots are preliminarily pre-scanned with peak detector for determining the final checking frequencies and are for reference only.
2. The some frequencies may exceed the limit line without the specified detectors, but that cannot present the results are failed to the specification of test standard.
3. For corrected test results are listed in the relevant table of radiated test data of this test report.



Worldwide Testing Services(Taiwan) Co., Ltd.

Registration number: W6M21307-13349-FCC
FCC ID: Q7A66000W00



Up Line: Peak Limit Line Down Line: Ave Limit Line

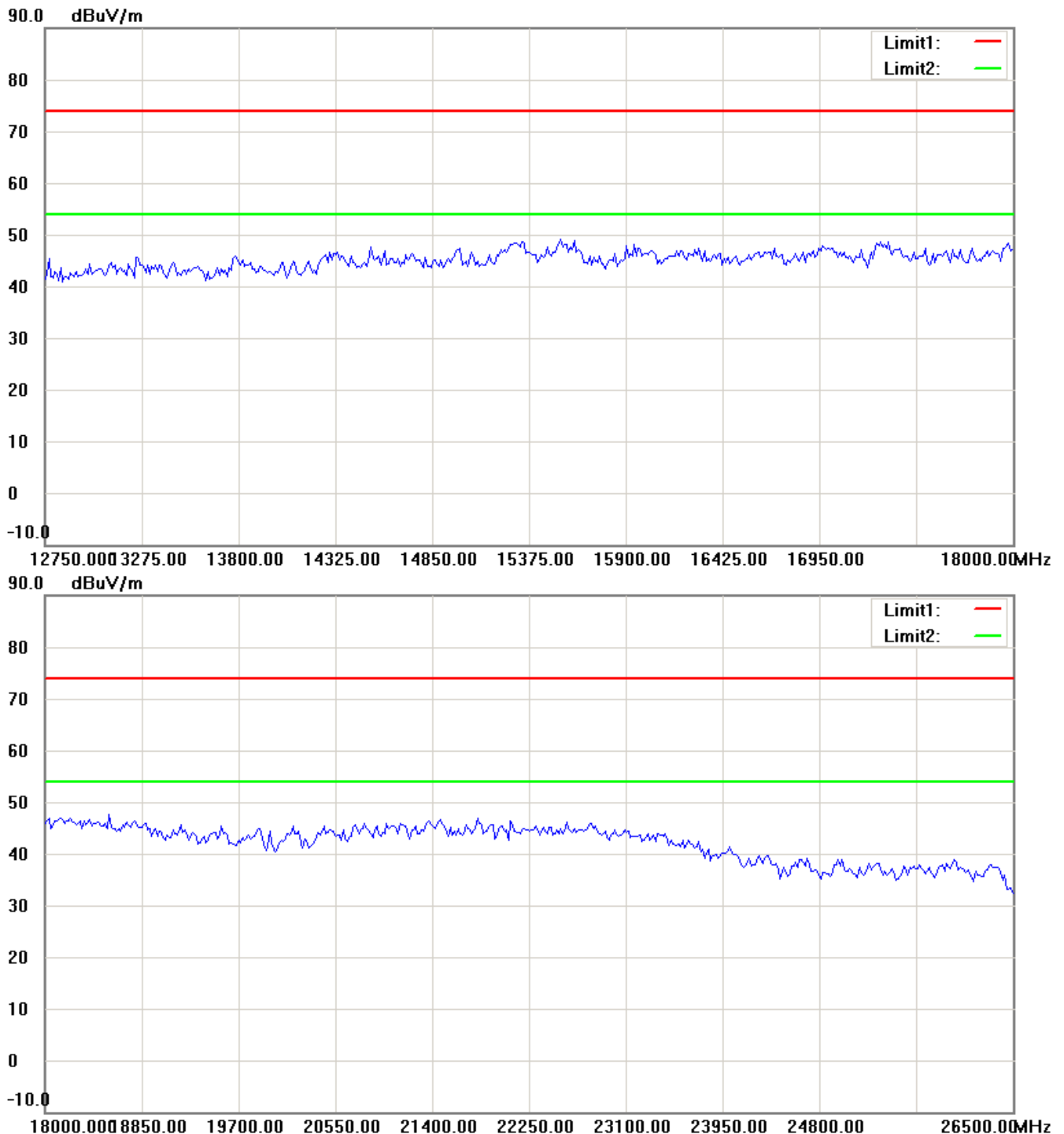
Note:

1. The attached measurement plots are preliminarily pre-scanned with peak detector for determining the final checking frequencies and are for reference only.
2. The some frequencies may exceed the limit line without the specified detectors, but that cannot present the results are failed to the specification of test standard.
3. For corrected test results are listed in the relevant table of radiated test data of this test report.



Worldwide Testing Services(Taiwan) Co., Ltd.

Registration number: W6M21307-13349-FCC
FCC ID: Q7A66000W00



Up Line: Peak Limit Line Down Line: Ave Limit Line

Note:

1. The attached measurement plots are preliminarily pre-scanned with peak detector for determining the final checking frequencies and are for reference only.
2. The some frequencies may exceed the limit line without the specified detectors, but that cannot present the results are failed to the specification of test standard.
3. For corrected test results are listed in the relevant table of radiated test data of this test report.



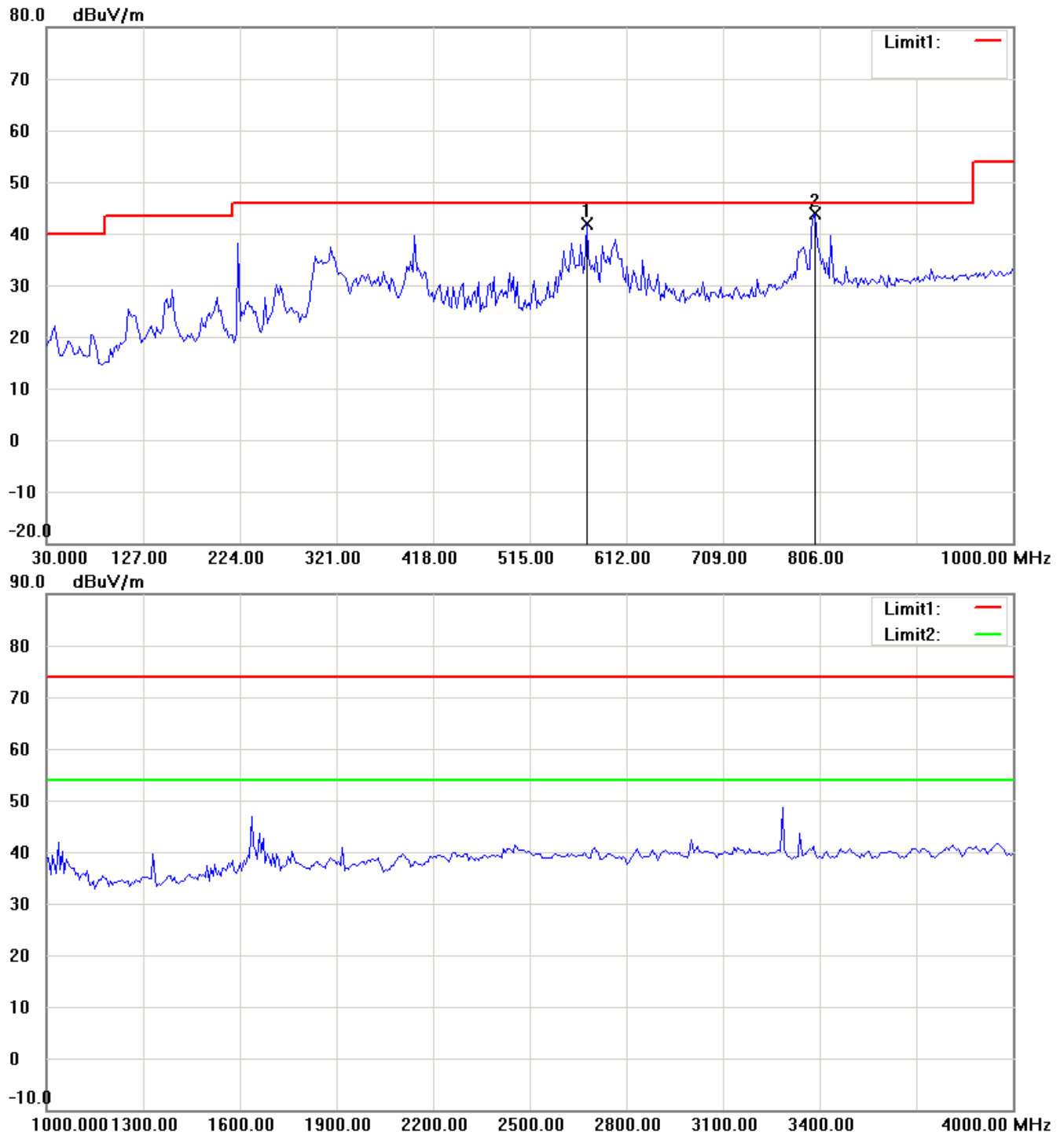
Worldwide Testing Services(Taiwan) Co., Ltd.

Registration number: W6M21307-13349-FCC

FCC ID: Q7A66000W00

TX 802.11g CH11

Antenna Polarization H



Up Line: Peak Limit Line Down Line: Ave Limit Line

Note:

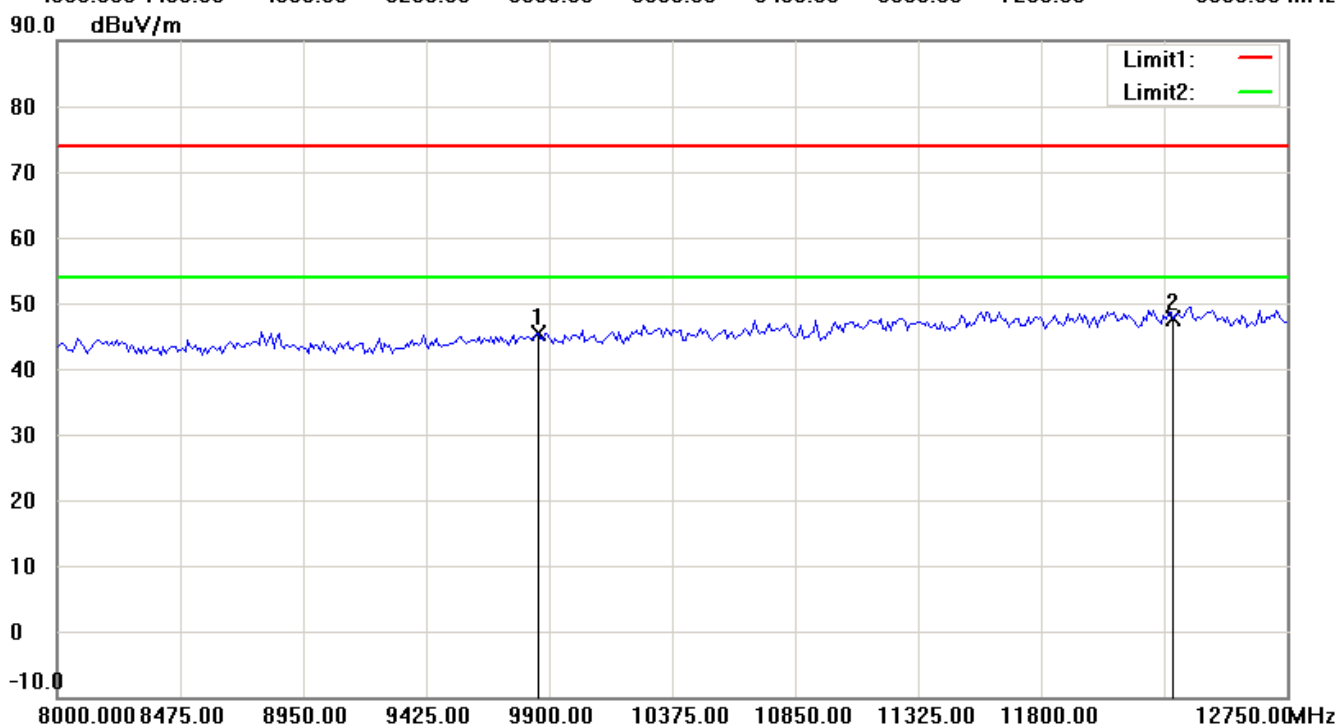
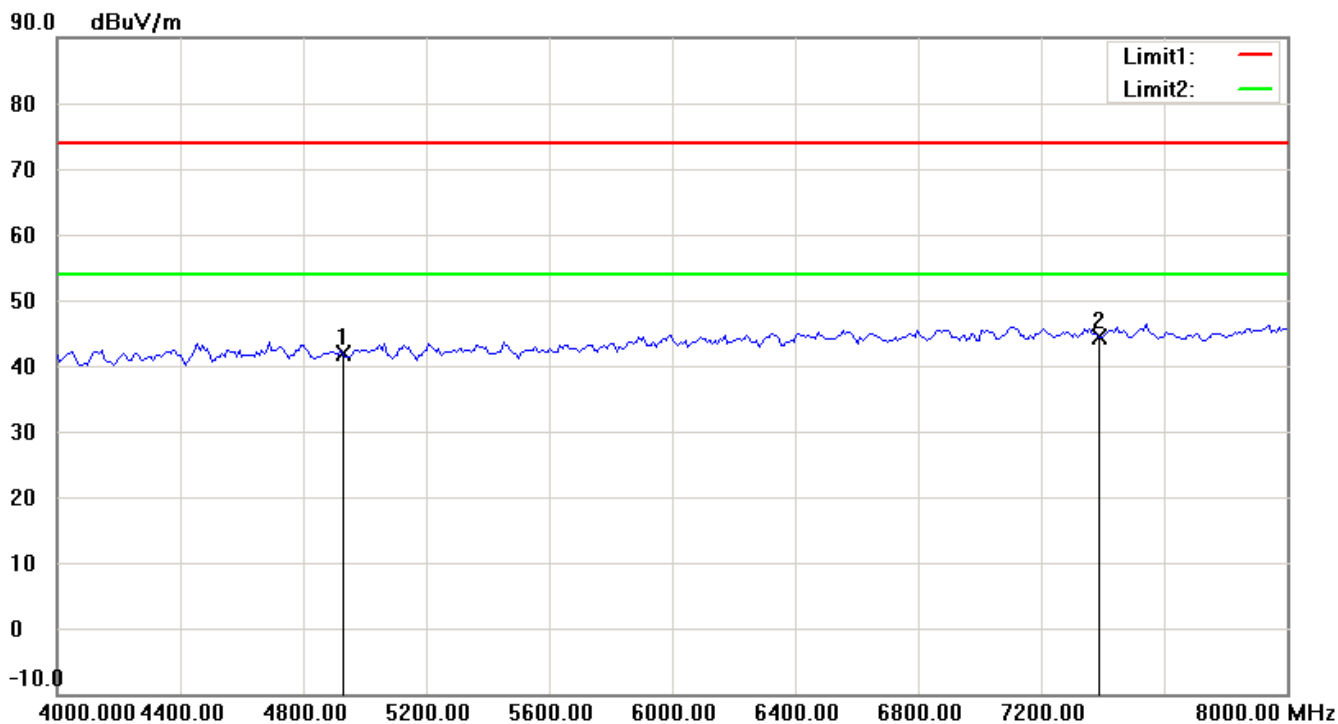
1. The attached measurement plots are preliminarily pre-scanned with peak detector for determining the final checking frequencies and are for reference only.
2. The some frequencies may exceed the limit line without the specified detectors, but that cannot present the results are failed to the specification of test standard.
3. For corrected test results are listed in the relevant table of radiated test data of this test report.



Worldwide Testing Services(Taiwan) Co., Ltd.

Registration number: W6M21307-13349-FCC

FCC ID: Q7A66000W00



Up Line: Peak Limit Line Down Line: Ave Limit Line

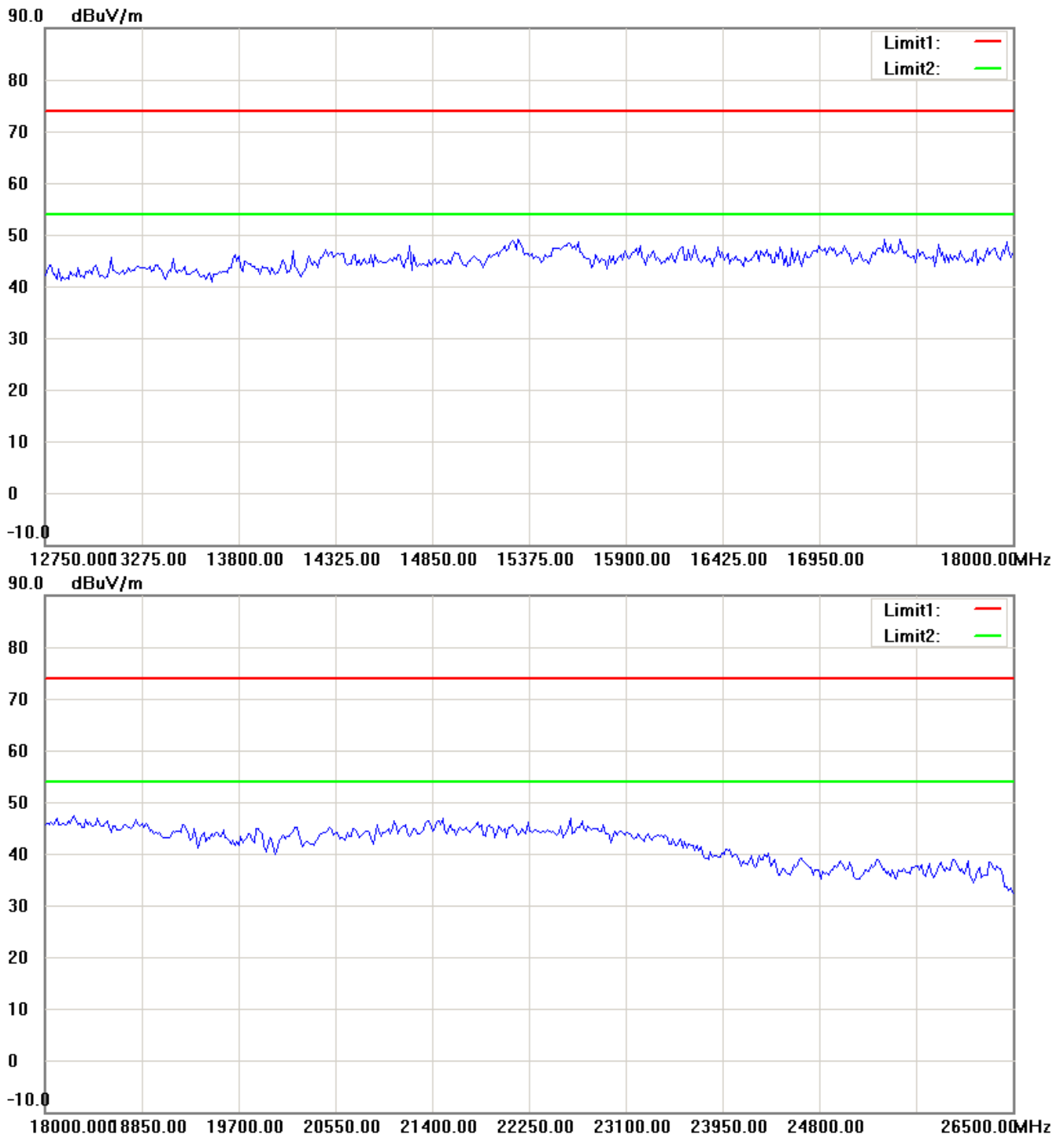
Note:

1. The attached measurement plots are preliminarily pre-scanned with peak detector for determining the final checking frequencies and are for reference only.
2. The some frequencies may exceed the limit line without the specified detectors, but that cannot present the results are failed to the specification of test standard.
3. For corrected test results are listed in the relevant table of radiated test data of this test report.



Worldwide Testing Services(Taiwan) Co., Ltd.

Registration number: W6M21307-13349-FCC
FCC ID: Q7A66000W00



Up Line: Peak Limit Line Down Line: Ave Limit Line

Note:

1. The attached measurement plots are preliminarily pre-scanned with peak detector for determining the final checking frequencies and are for reference only.
2. The some frequencies may exceed the limit line without the specified detectors, but that cannot present the results are failed to the specification of test standard.
3. For corrected test results are listed in the relevant table of radiated test data of this test report.

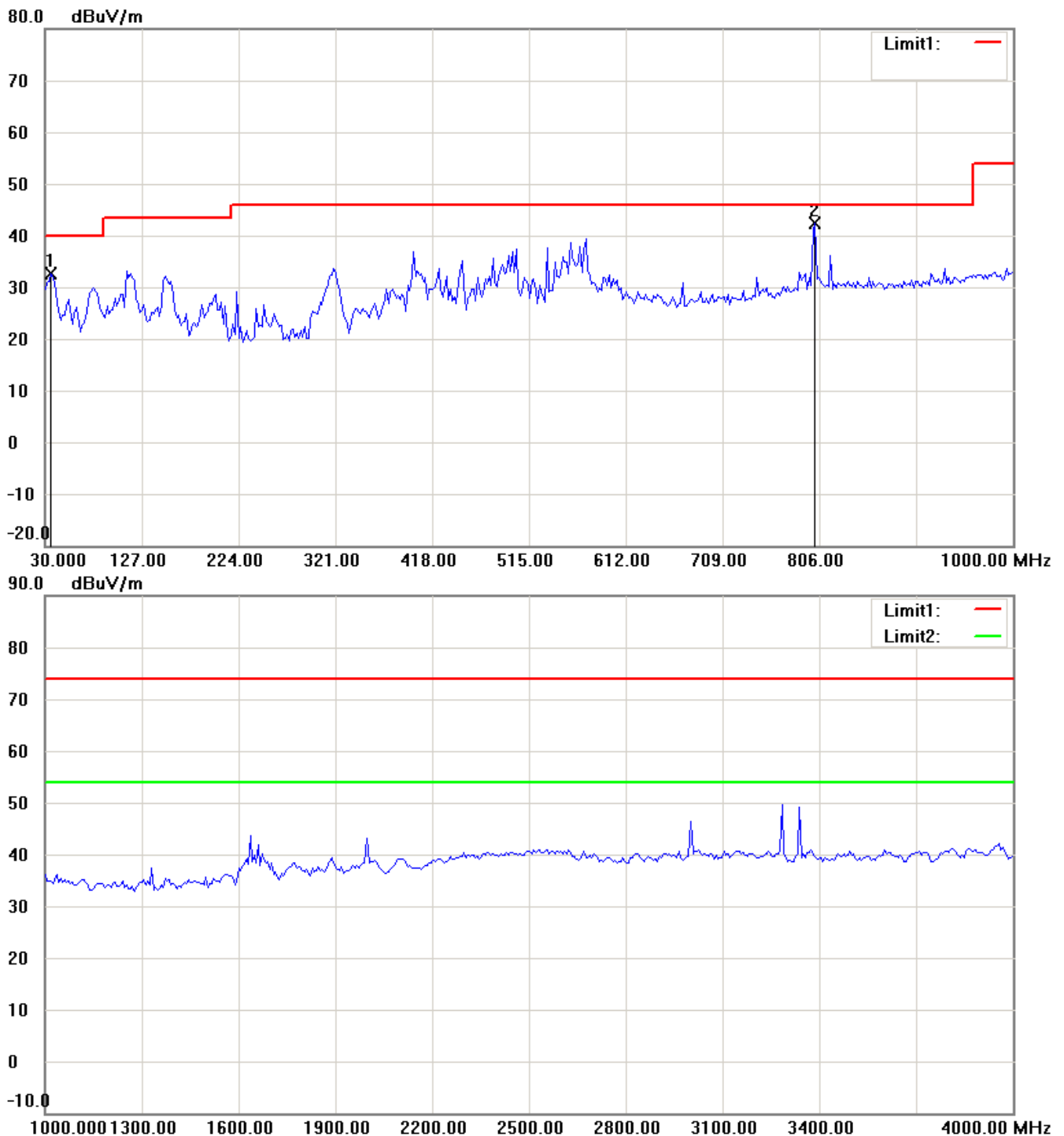


Worldwide Testing Services(Taiwan) Co., Ltd.

Registration number: W6M21307-13349-FCC

FCC ID: Q7A66000W00

Antenna Polarization V



Up Line: Peak Limit Line Down Line: Ave Limit Line

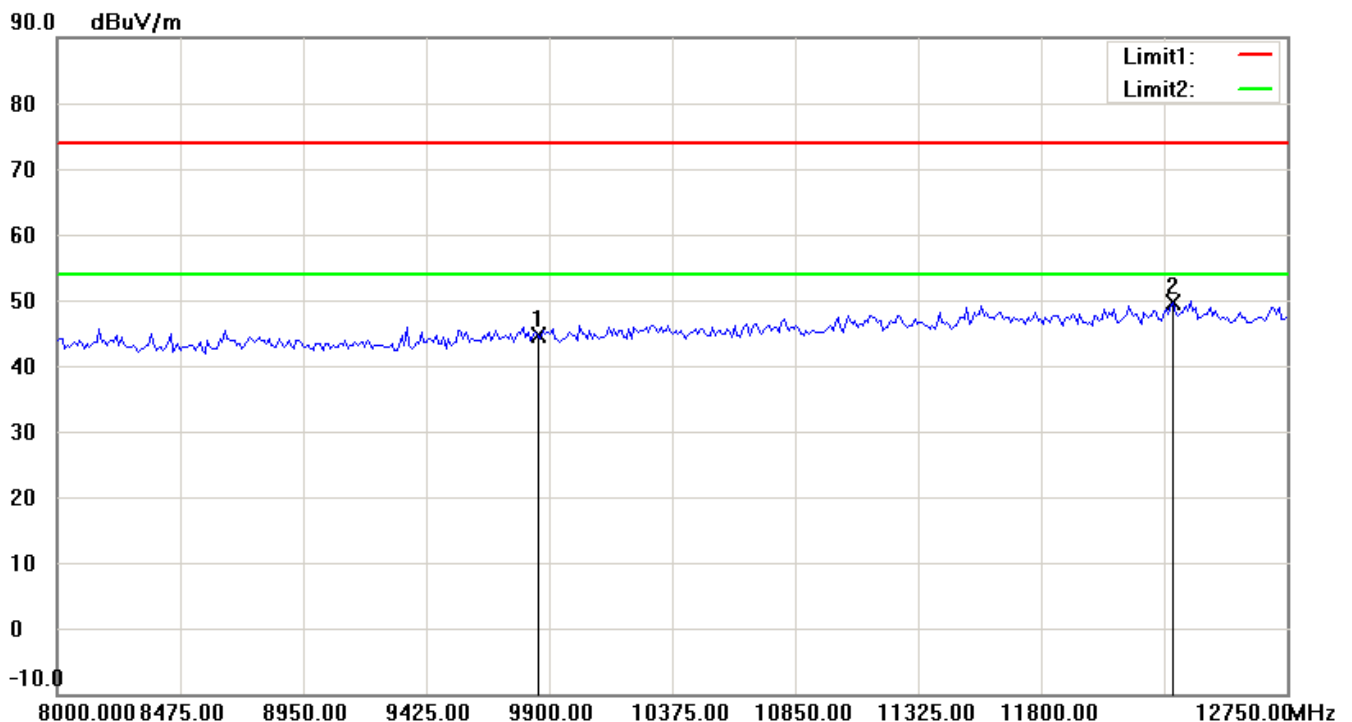
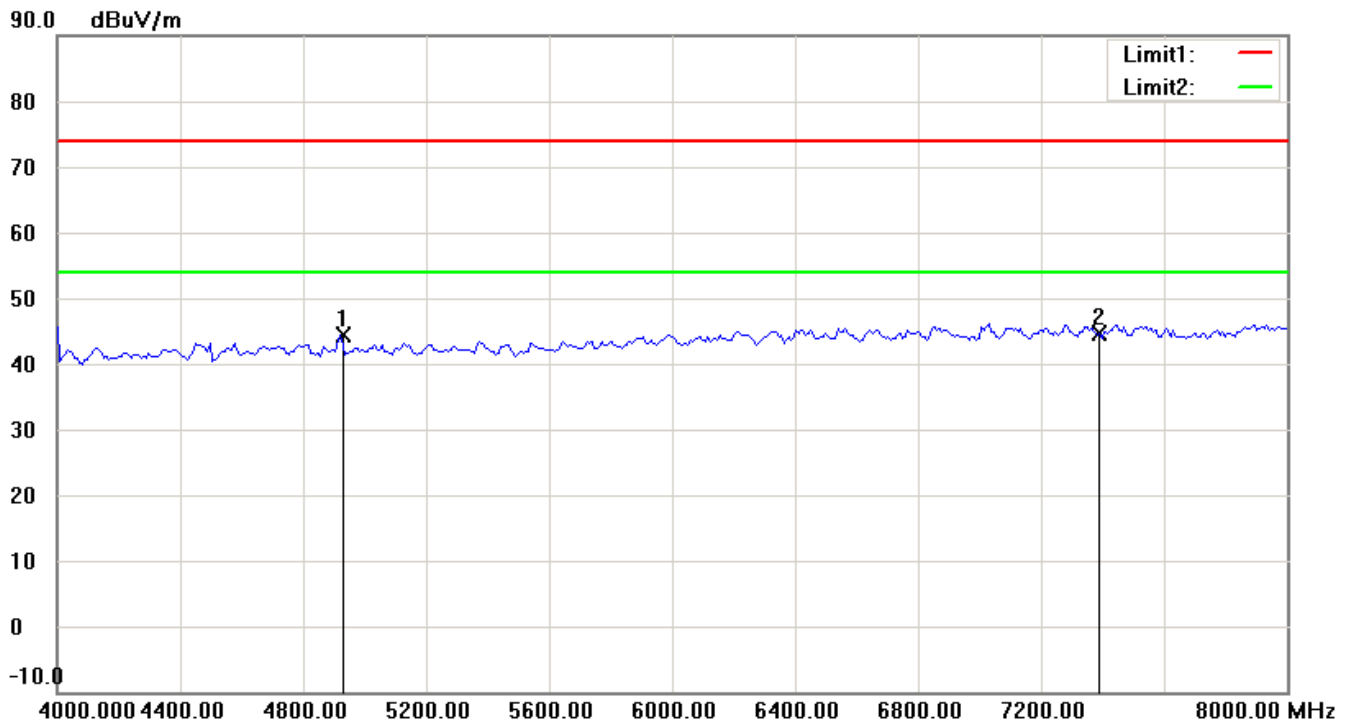
Note:

1. The attached measurement plots are preliminarily pre-scanned with peak detector for determining the final checking frequencies and are for reference only.
2. The some frequencies may exceed the limit line without the specified detectors, but that cannot present the results are failed to the specification of test standard.
3. For corrected test results are listed in the relevant table of radiated test data of this test report.



Worldwide Testing Services(Taiwan) Co., Ltd.

Registration number: W6M21307-13349-FCC
FCC ID: Q7A66000W00



Up Line: Peak Limit Line Down Line: Ave Limit Line

Note:

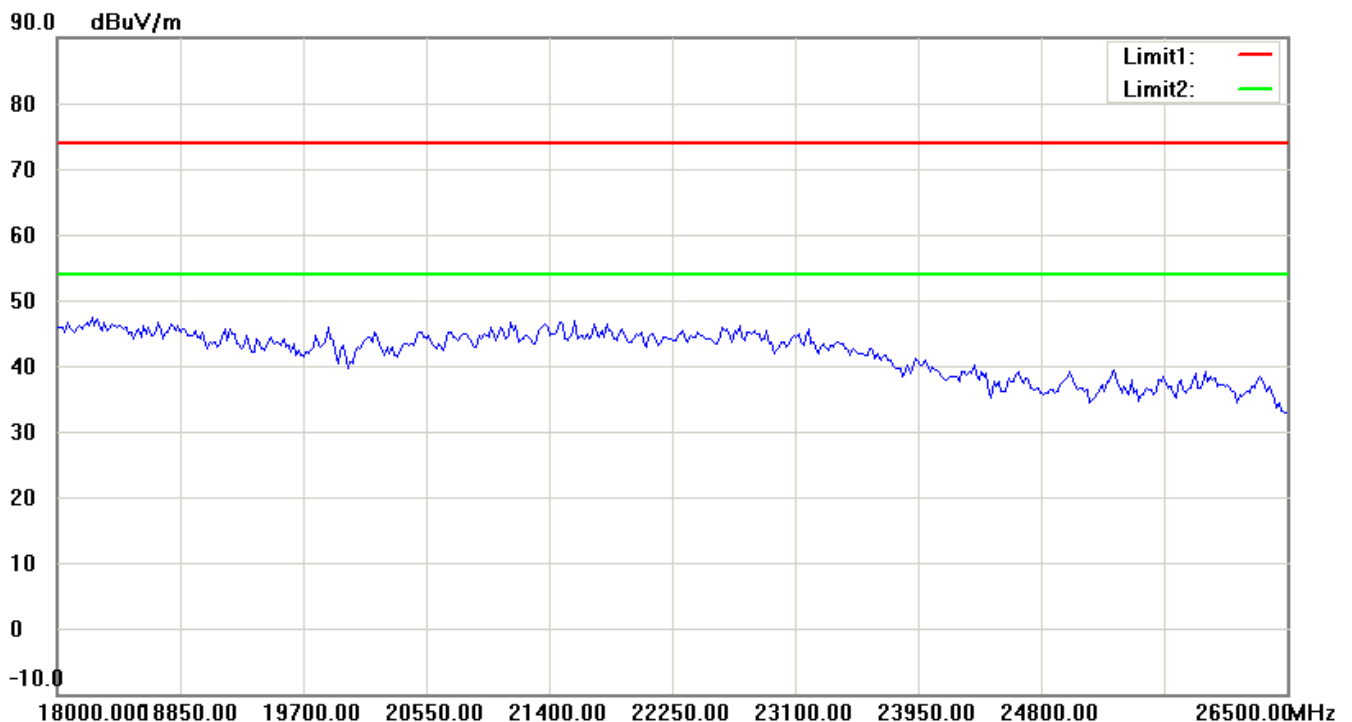
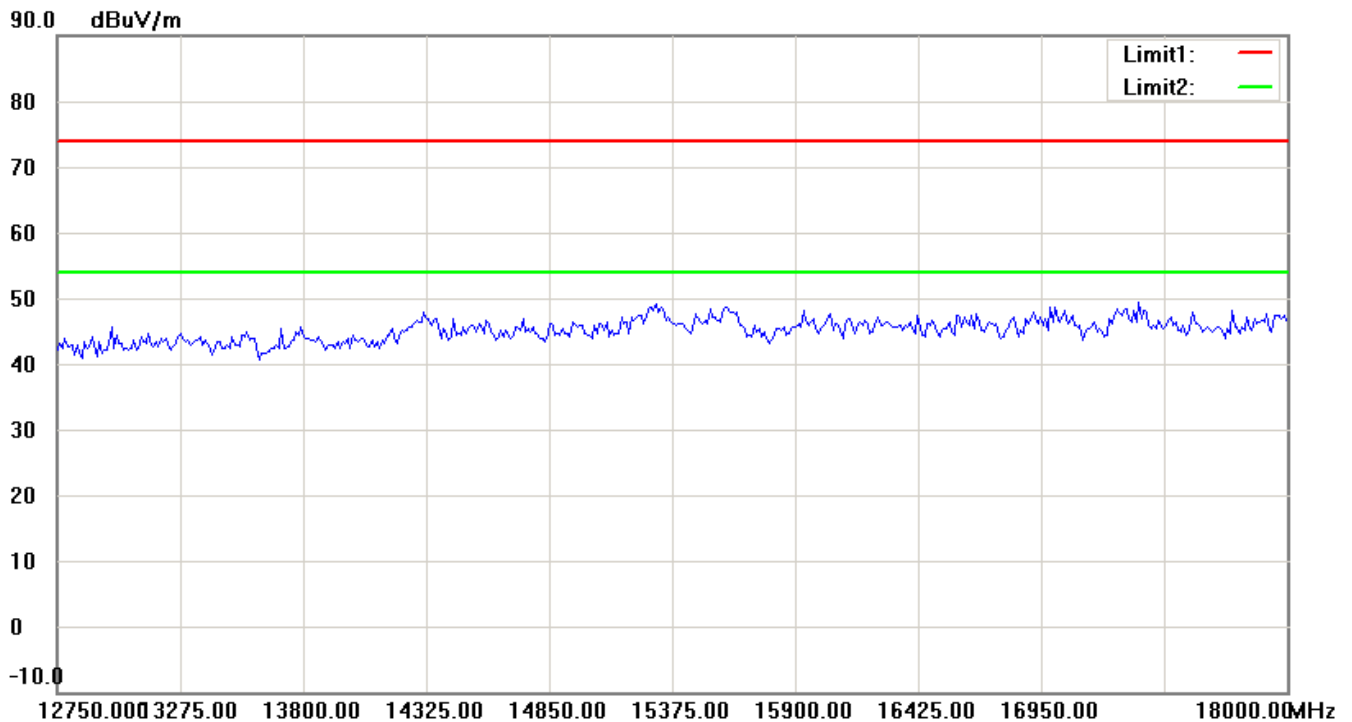
1. The attached measurement plots are preliminarily pre-scanned with peak detector for determining the final checking frequencies and are for reference only.
2. The some frequencies may exceed the limit line without the specified detectors, but that cannot present the results are failed to the specification of test standard.
3. For corrected test results are listed in the relevant table of radiated test data of this test report.



Worldwide Testing Services(Taiwan) Co., Ltd.

Registration number: W6M21307-13349-FCC

FCC ID: Q7A66000W00



Up Line: Peak Limit Line Down Line: Ave Limit Line

Note:

1. The attached measurement plots are preliminarily pre-scanned with peak detector for determining the final checking frequencies and are for reference only.
2. The some frequencies may exceed the limit line without the specified detectors, but that cannot present the results are failed to the specification of test standard.
3. For corrected test results are listed in the relevant table of radiated test data of this test report.



Worldwide Testing Services(Taiwan) Co., Ltd.

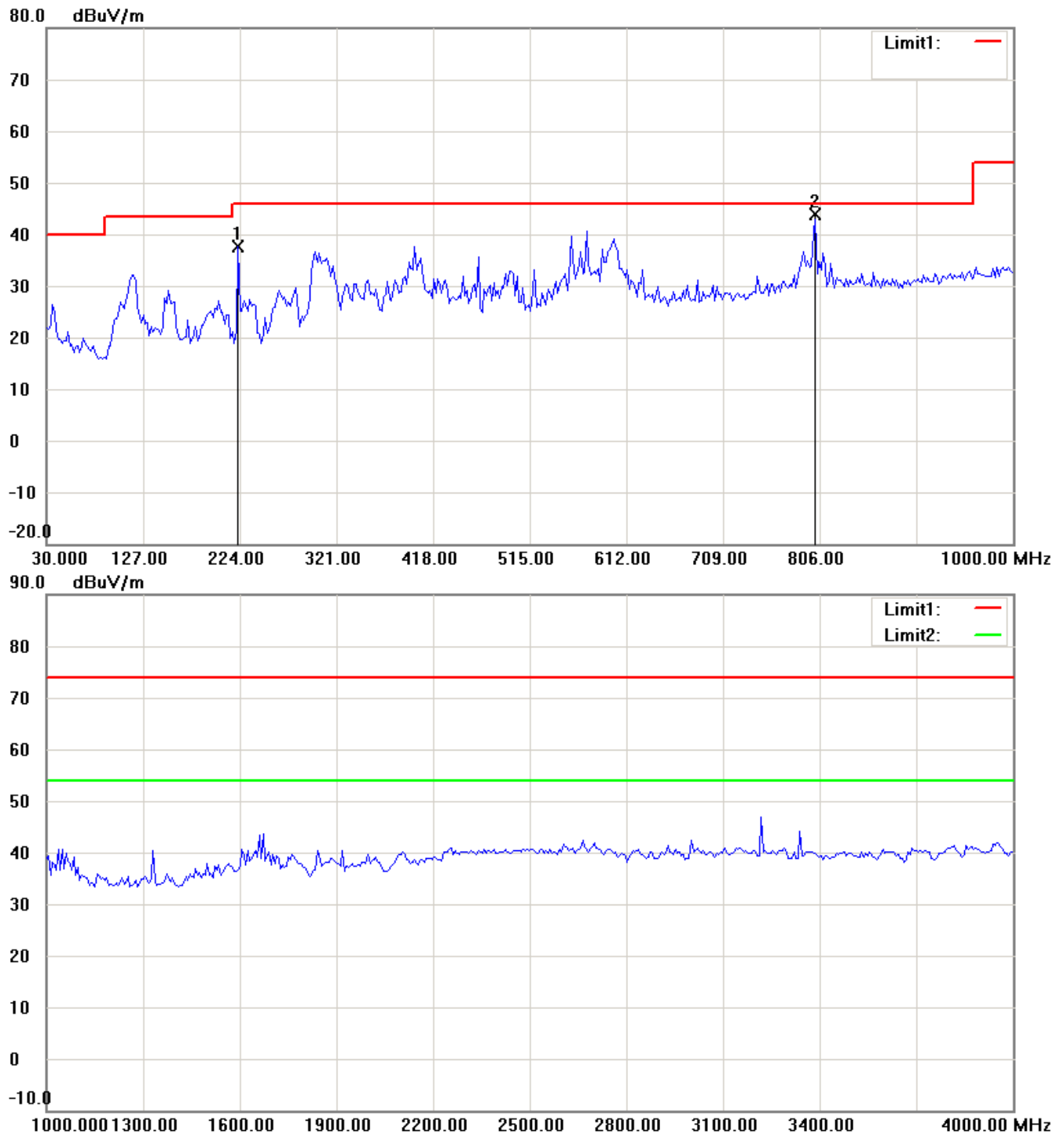
Registration number: W6M21307-13349-FCC

FCC ID: Q7A66000W00

ANT A+B

TX 802.11n 20MHz CH1

Antenna Polarization H



Up Line: Peak Limit Line Down Line: Ave Limit Line

Note:

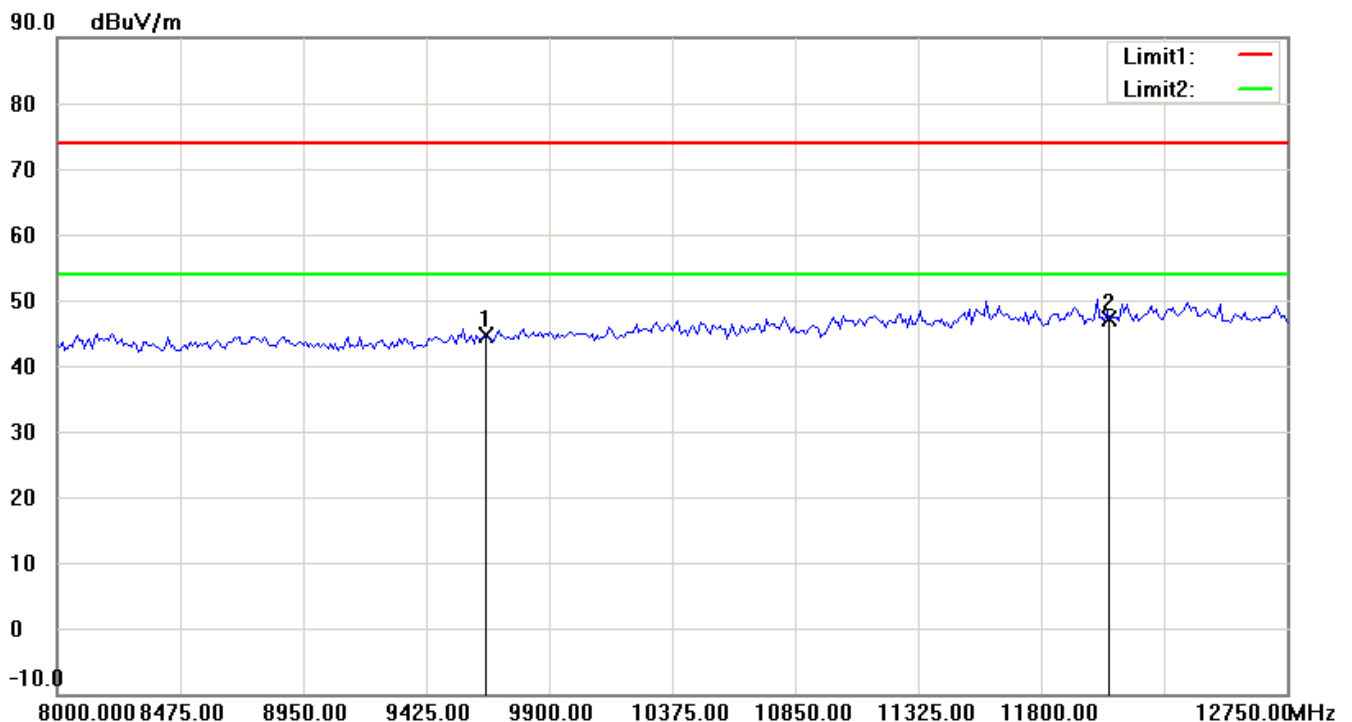
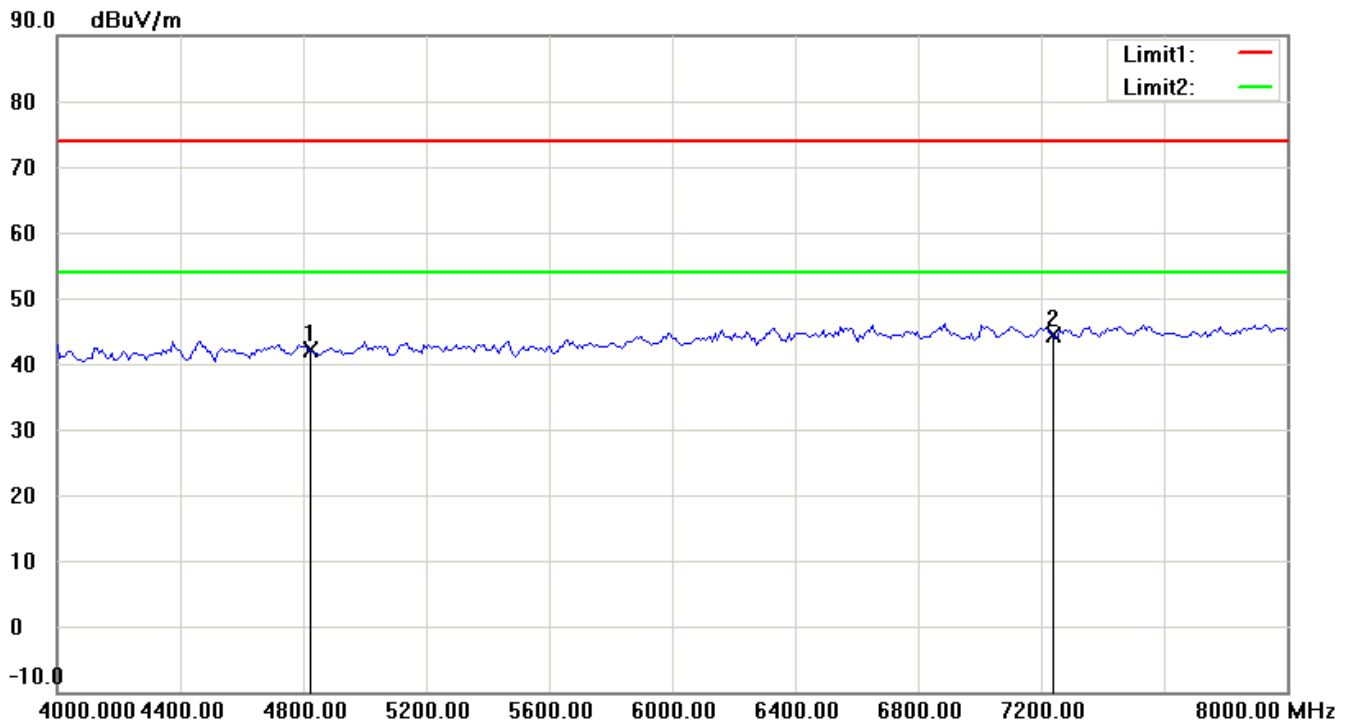
1. The attached measurement plots are preliminarily pre-scanned with peak detector for determining the final checking frequencies and are for reference only.
2. The some frequencies may exceed the limit line without the specified detectors, but that cannot present the results are failed to the specification of test standard.
3. For corrected test results are listed in the relevant table of radiated test data of this test report.



Worldwide Testing Services(Taiwan) Co., Ltd.

Registration number: W6M21307-13349-FCC

FCC ID: Q7A66000W00



Up Line: Peak Limit Line Down Line: Ave Limit Line

Note:

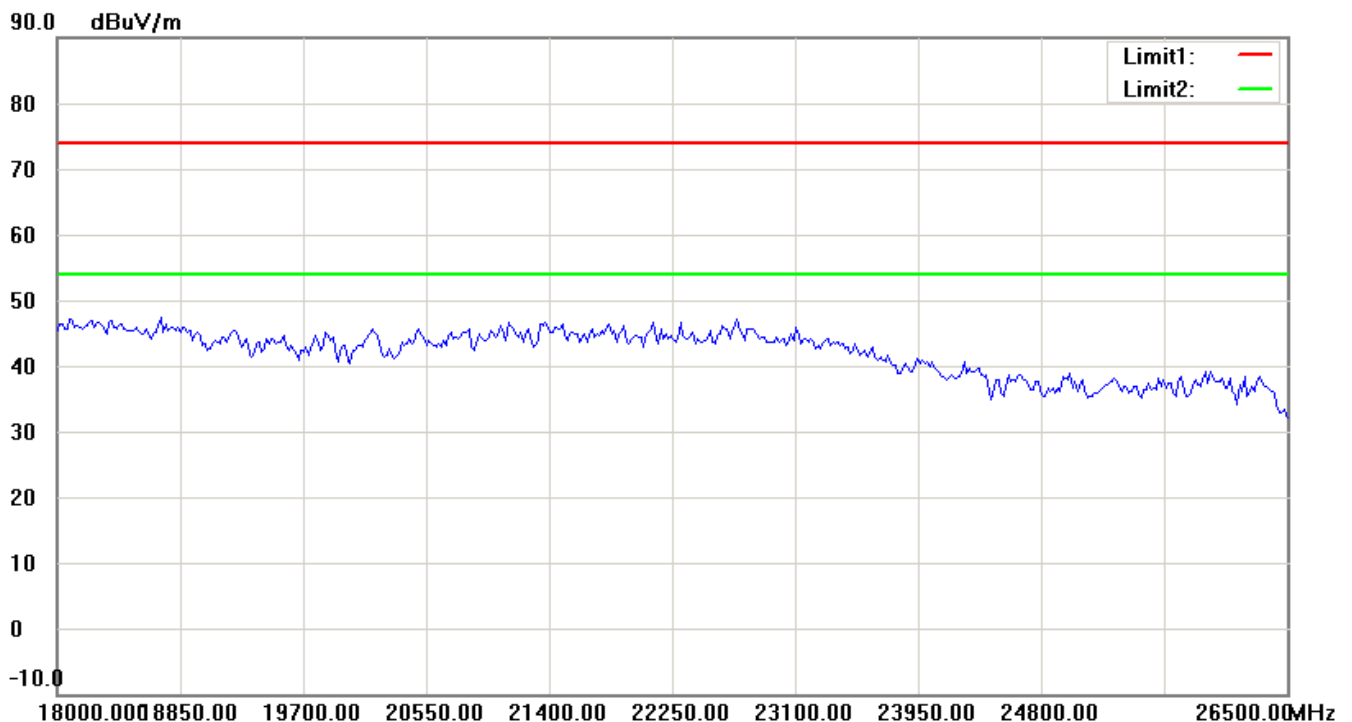
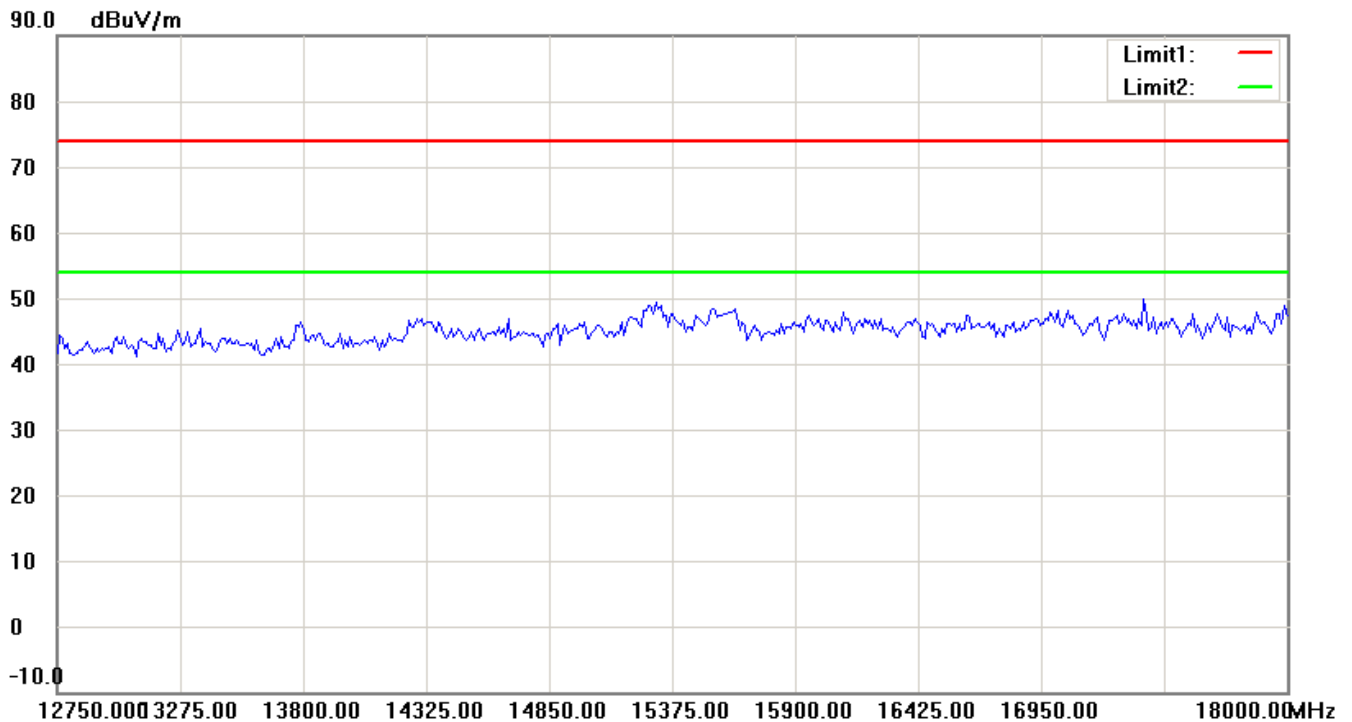
1. The attached measurement plots are preliminarily pre-scanned with peak detector for determining the final checking frequencies and are for reference only.
2. The some frequencies may exceed the limit line without the specified detectors, but that cannot present the results are failed to the specification of test standard.
3. For corrected test results are listed in the relevant table of radiated test data of this test report.



Worldwide Testing Services(Taiwan) Co., Ltd.

Registration number: W6M21307-13349-FCC

FCC ID: Q7A66000W00



Up Line: Peak Limit Line Down Line: Ave Limit Line

Note:

1. The attached measurement plots are preliminarily pre-scanned with peak detector for determining the final checking frequencies and are for reference only.
2. The some frequencies may exceed the limit line without the specified detectors, but that cannot present the results are failed to the specification of test standard.
3. For corrected test results are listed in the relevant table of radiated test data of this test report.

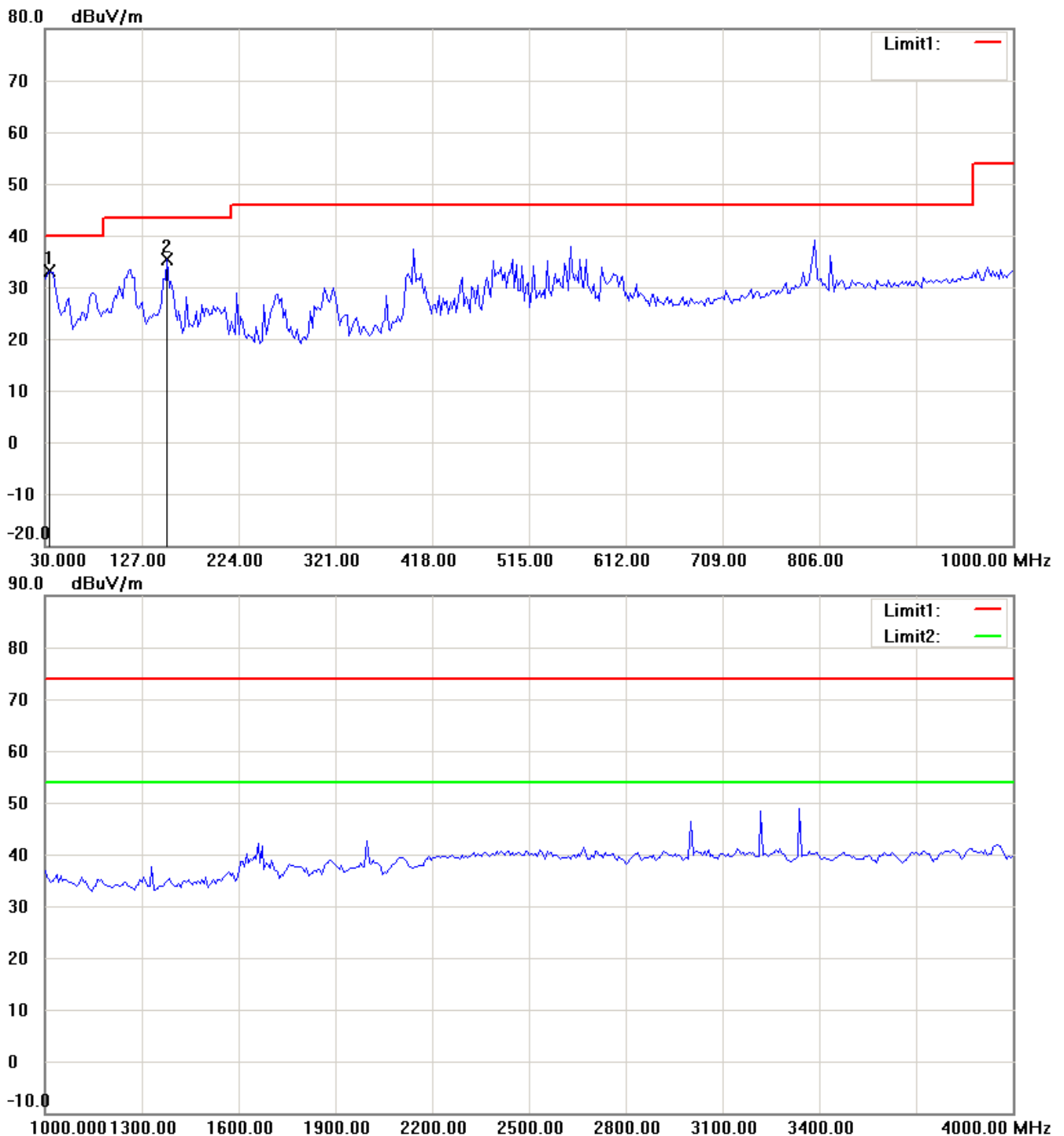


Worldwide Testing Services(Taiwan) Co., Ltd.

Registration number: W6M21307-13349-FCC

FCC ID: Q7A66000W00

Antenna Polarization V



Up Line: Peak Limit Line Down Line: Ave Limit Line

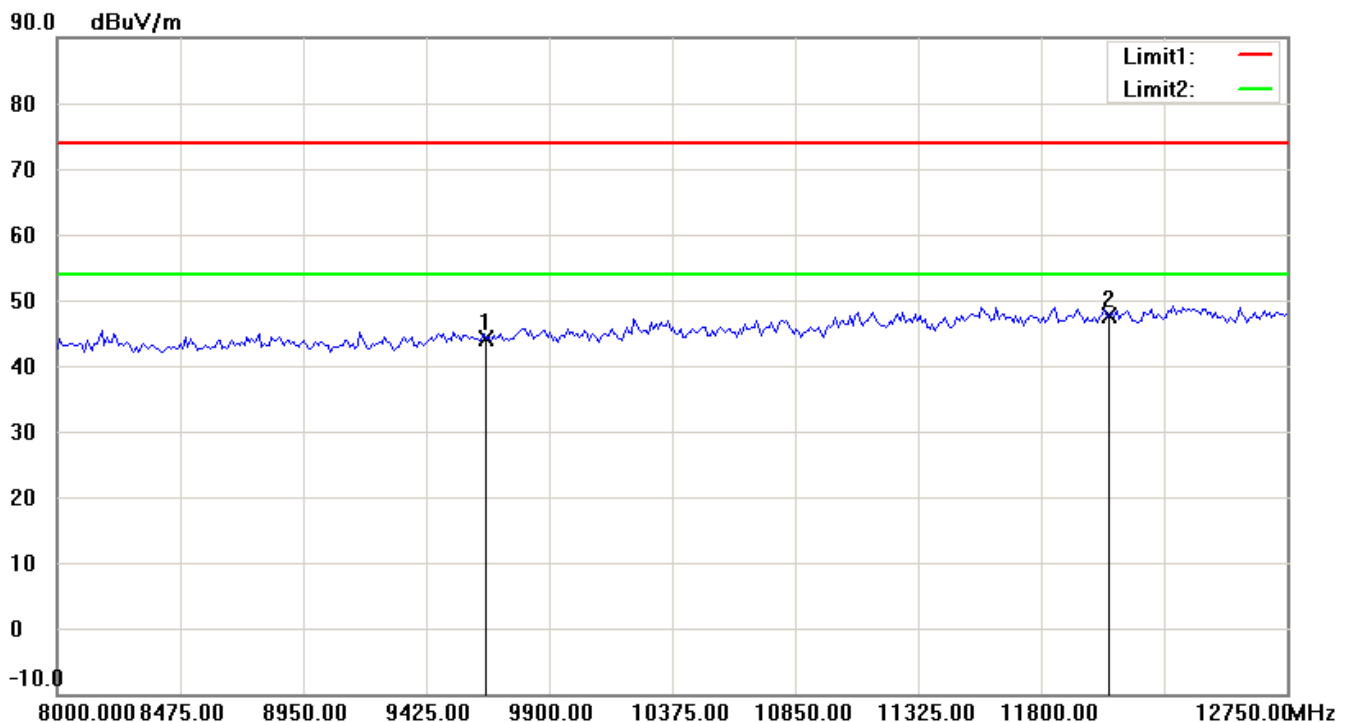
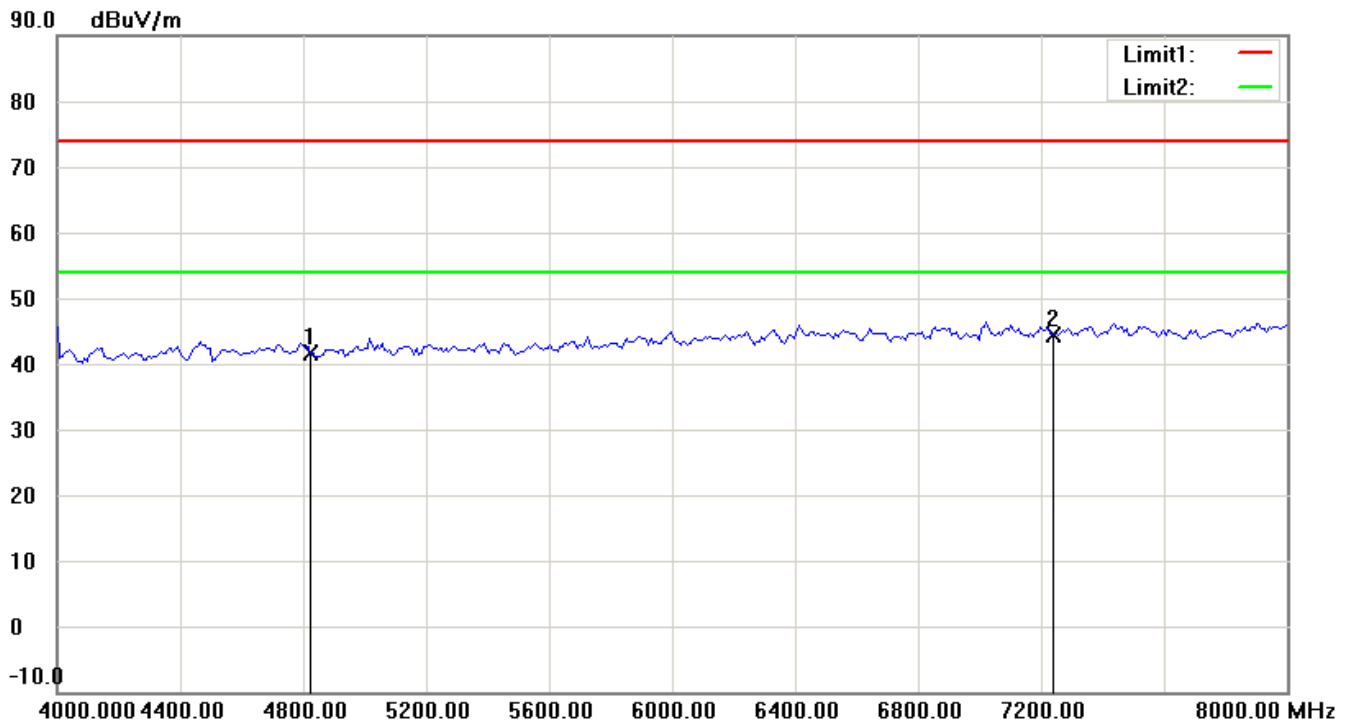
Note:

1. The attached measurement plots are preliminarily pre-scanned with peak detector for determining the final checking frequencies and are for reference only.
2. The some frequencies may exceed the limit line without the specified detectors, but that cannot present the results are failed to the specification of test standard.
3. For corrected test results are listed in the relevant table of radiated test data of this test report.



Worldwide Testing Services(Taiwan) Co., Ltd.

Registration number: W6M21307-13349-FCC
FCC ID: Q7A66000W00



Up Line: Peak Limit Line Down Line: Ave Limit Line

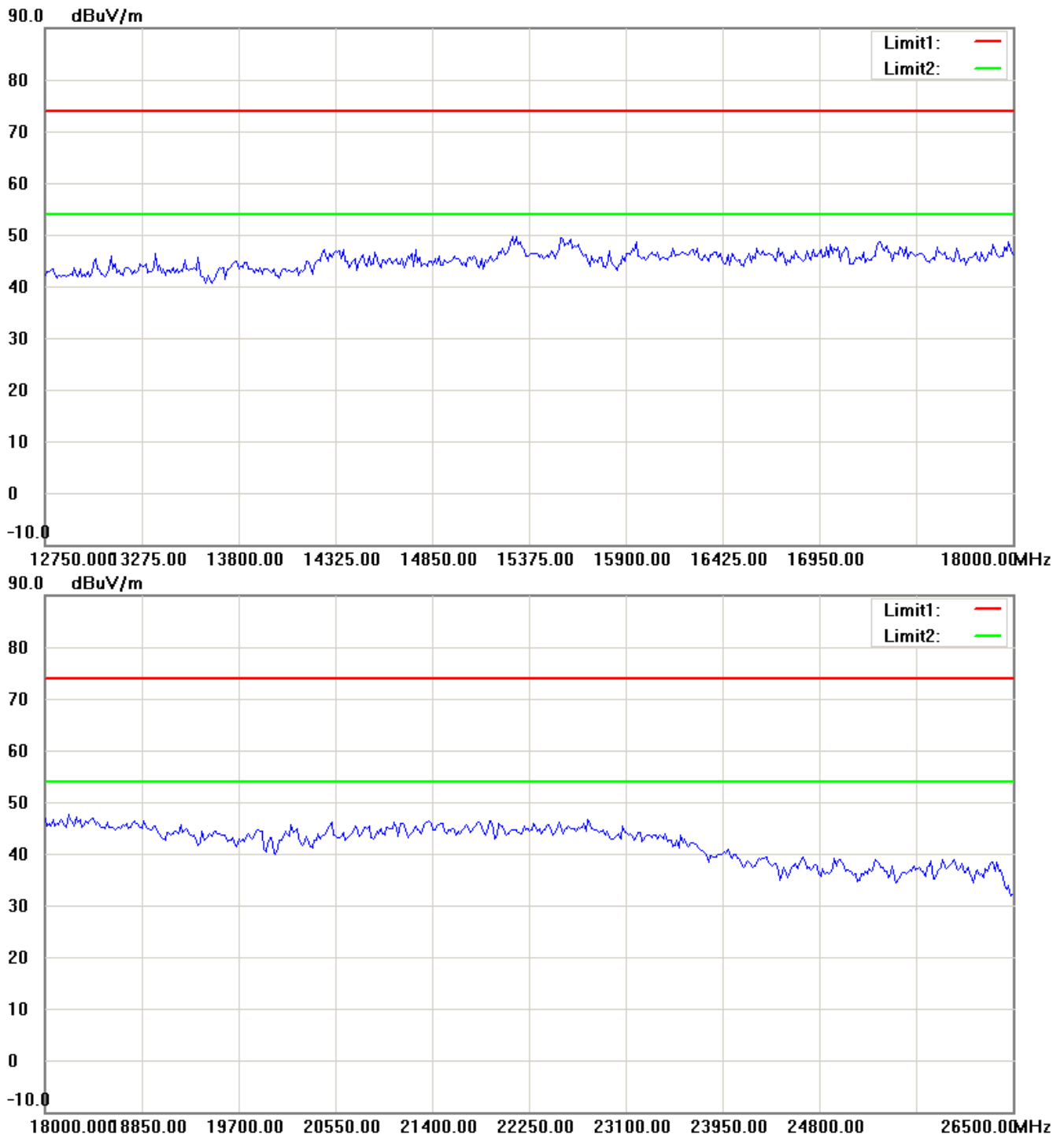
Note:

1. The attached measurement plots are preliminarily pre-scanned with peak detector for determining the final checking frequencies and are for reference only.
2. The some frequencies may exceed the limit line without the specified detectors, but that cannot present the results are failed to the specification of test standard.
3. For corrected test results are listed in the relevant table of radiated test data of this test report.



Worldwide Testing Services(Taiwan) Co., Ltd.

Registration number: W6M21307-13349-FCC
FCC ID: Q7A66000W00



Up Line: Peak Limit Line Down Line: Ave Limit Line

Note:

1. The attached measurement plots are preliminarily pre-scanned with peak detector for determining the final checking frequencies and are for reference only.
2. The some frequencies may exceed the limit line without the specified detectors, but that cannot present the results are failed to the specification of test standard.
3. For corrected test results are listed in the relevant table of radiated test data of this test report.



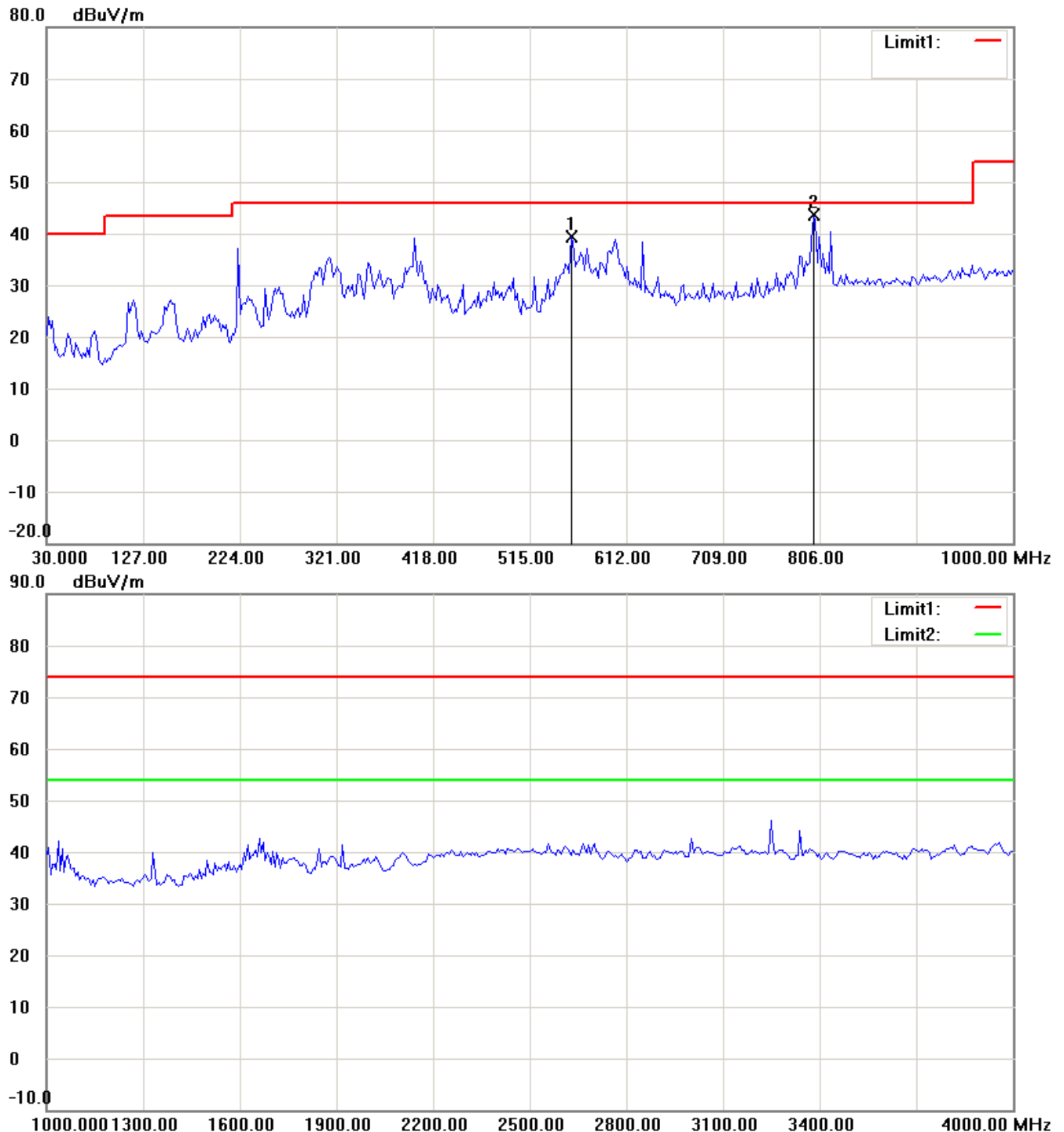
Worldwide Testing Services(Taiwan) Co., Ltd.

Registration number: W6M21307-13349-FCC

FCC ID: Q7A66000W00

TX 802.11n 20MHz CH6

Antenna Polarization H



Up Line: Peak Limit Line Down Line: Ave Limit Line

Note:

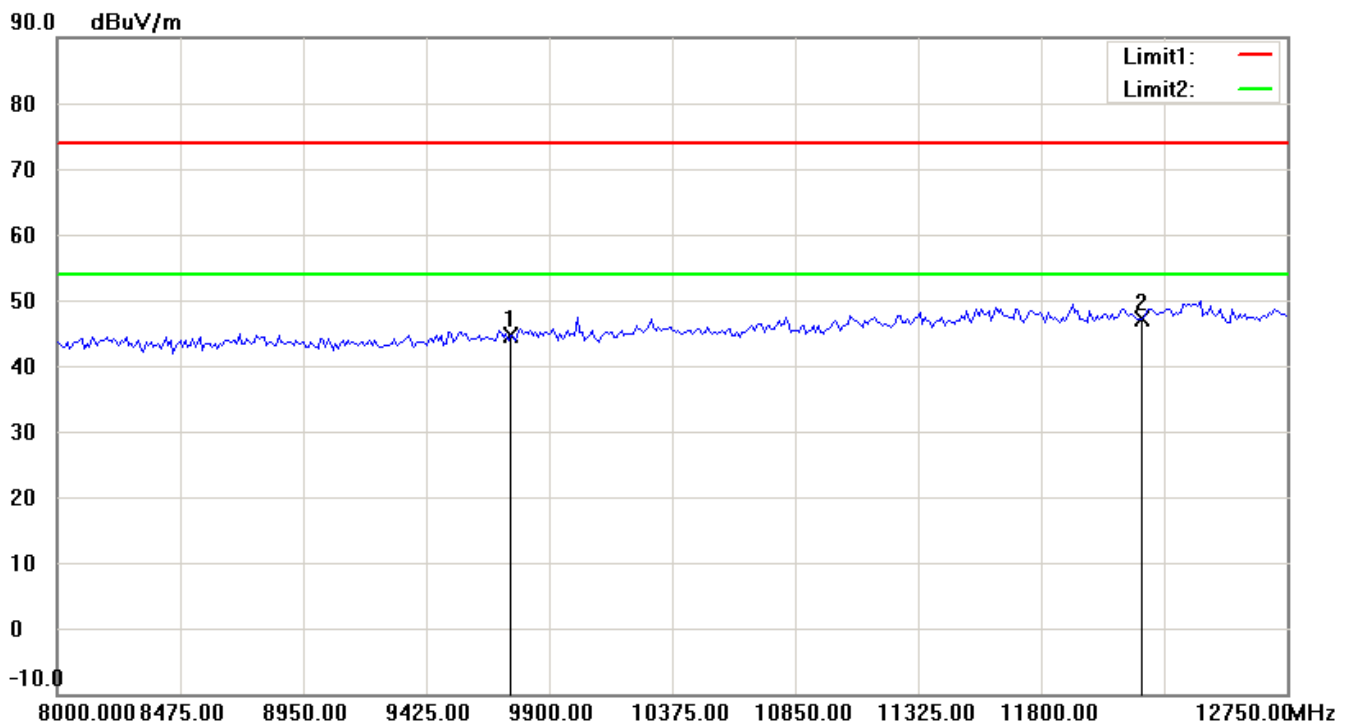
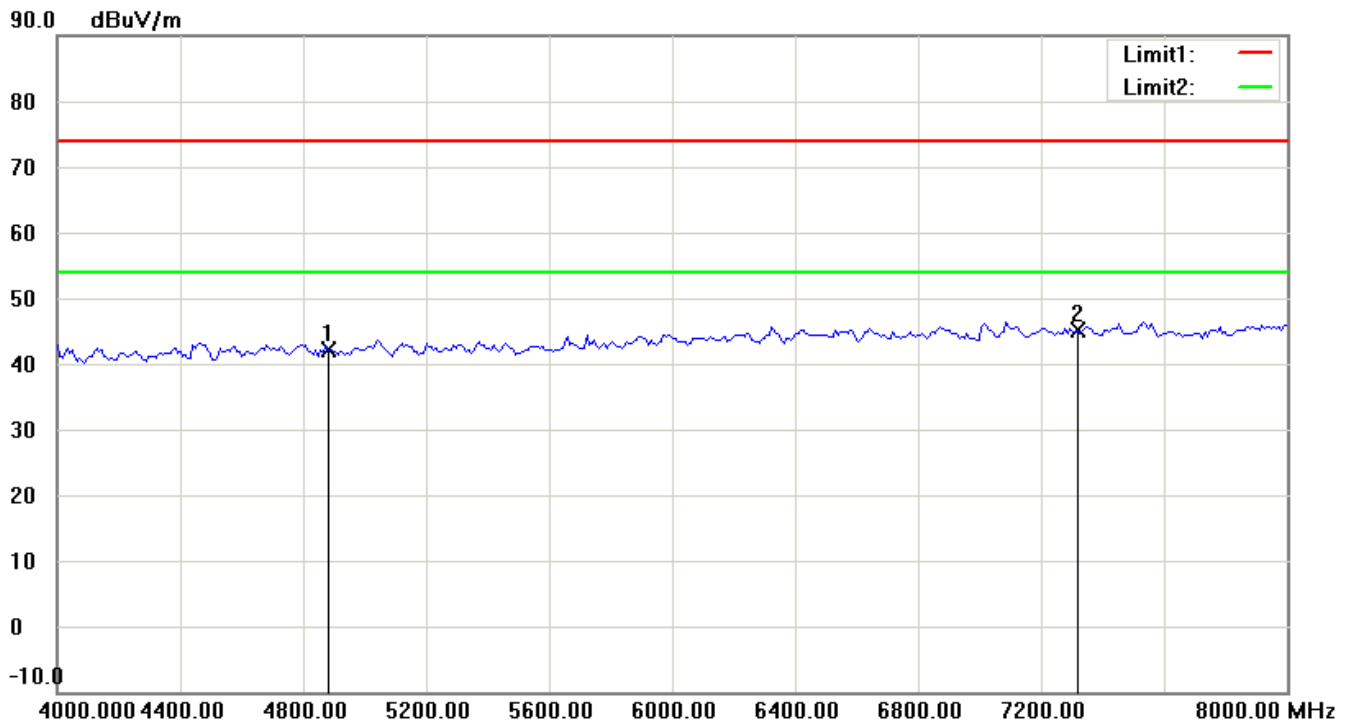
1. The attached measurement plots are preliminarily pre-scanned with peak detector for determining the final checking frequencies and are for reference only.
2. The some frequencies may exceed the limit line without the specified detectors, but that cannot present the results are failed to the specification of test standard.
3. For corrected test results are listed in the relevant table of radiated test data of this test report.



Worldwide Testing Services(Taiwan) Co., Ltd.

Registration number: W6M21307-13349-FCC

FCC ID: Q7A66000W00



Up Line: Peak Limit Line Down Line: Ave Limit Line

Note:

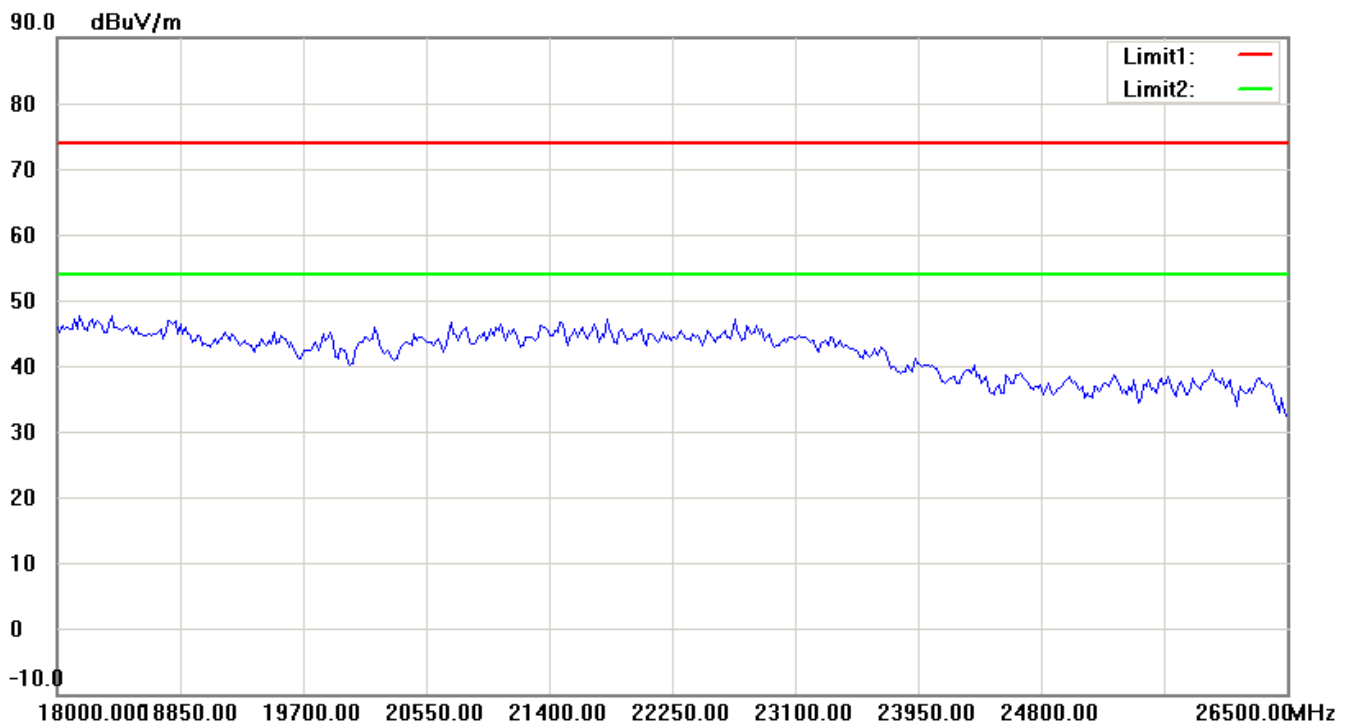
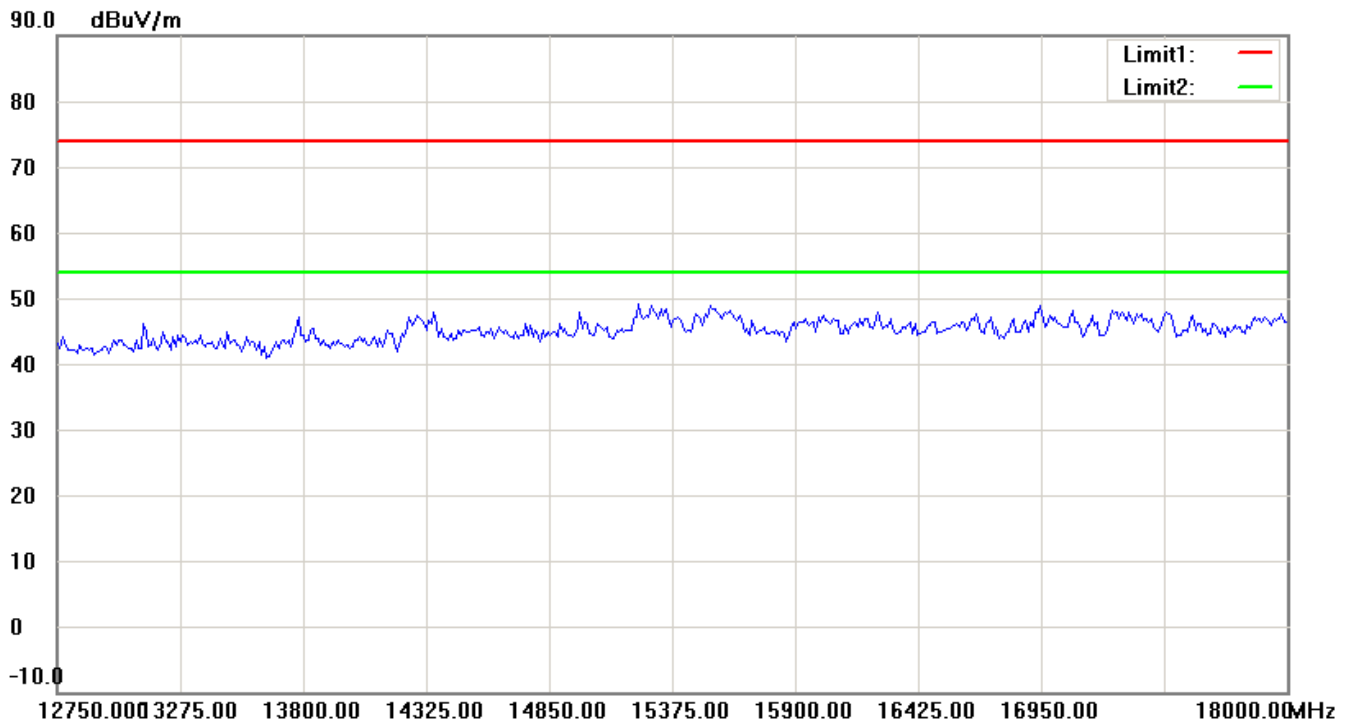
1. The attached measurement plots are preliminarily pre-scanned with peak detector for determining the final checking frequencies and are for reference only.
2. The some frequencies may exceed the limit line without the specified detectors, but that cannot present the results are failed to the specification of test standard.
3. For corrected test results are listed in the relevant table of radiated test data of this test report.



Worldwide Testing Services(Taiwan) Co., Ltd.

Registration number: W6M21307-13349-FCC

FCC ID: Q7A66000W00



Up Line: Peak Limit Line Down Line: Ave Limit Line

Note:

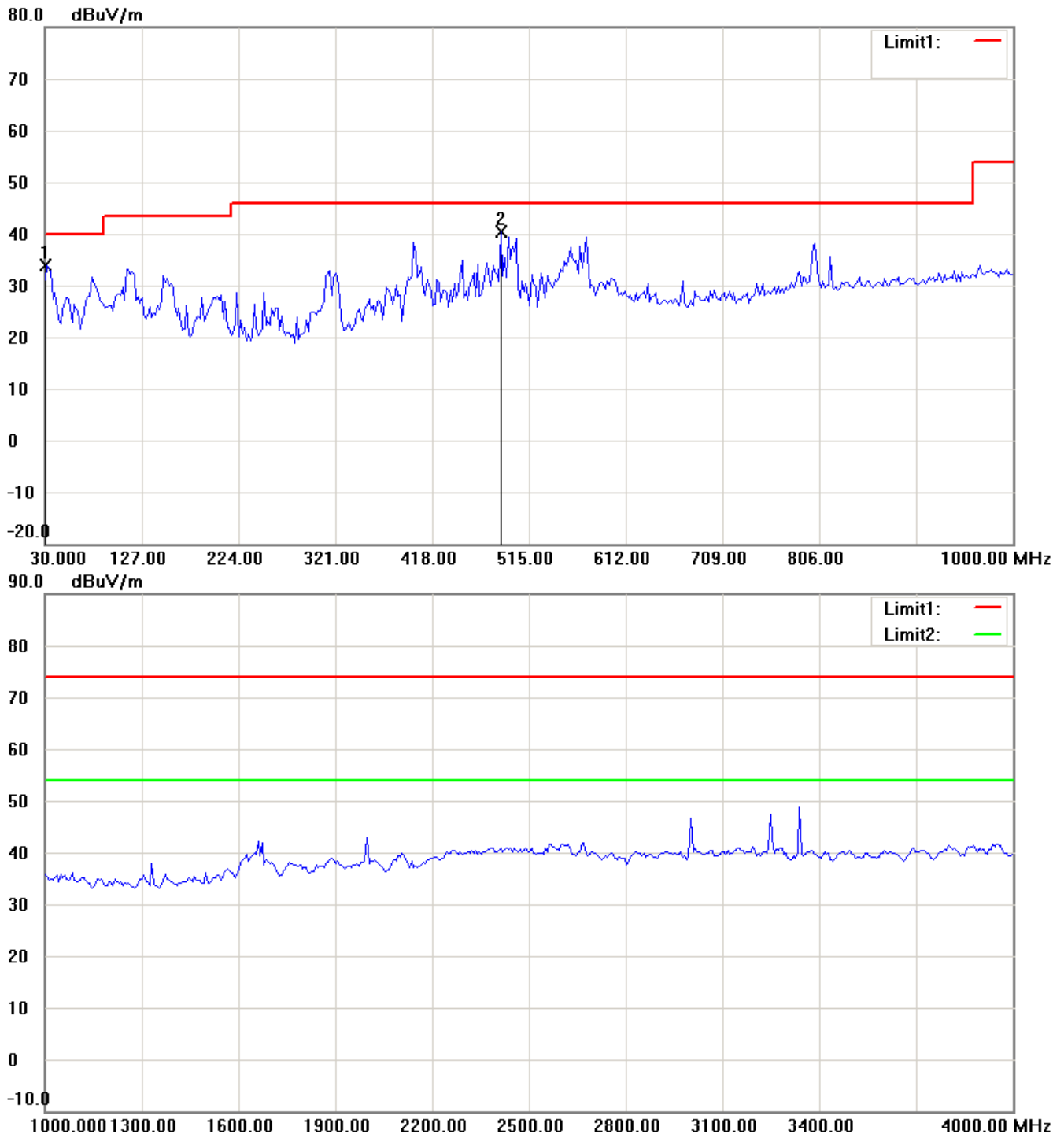
1. The attached measurement plots are preliminarily pre-scanned with peak detector for determining the final checking frequencies and are for reference only.
2. The some frequencies may exceed the limit line without the specified detectors, but that cannot present the results are failed to the specification of test standard.
3. For corrected test results are listed in the relevant table of radiated test data of this test report.



Worldwide Testing Services(Taiwan) Co., Ltd.

Registration number: W6M21307-13349-FCC
FCC ID: Q7A66000W00

Antenna Polarization V



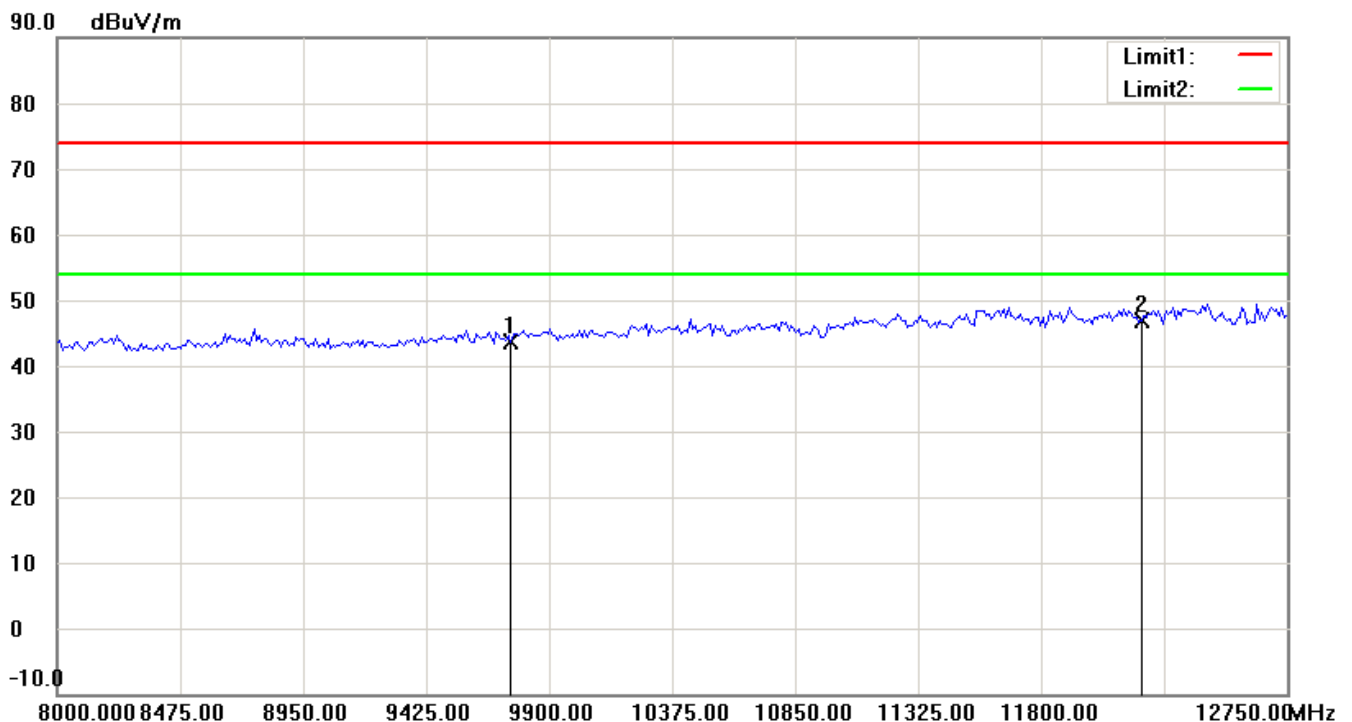
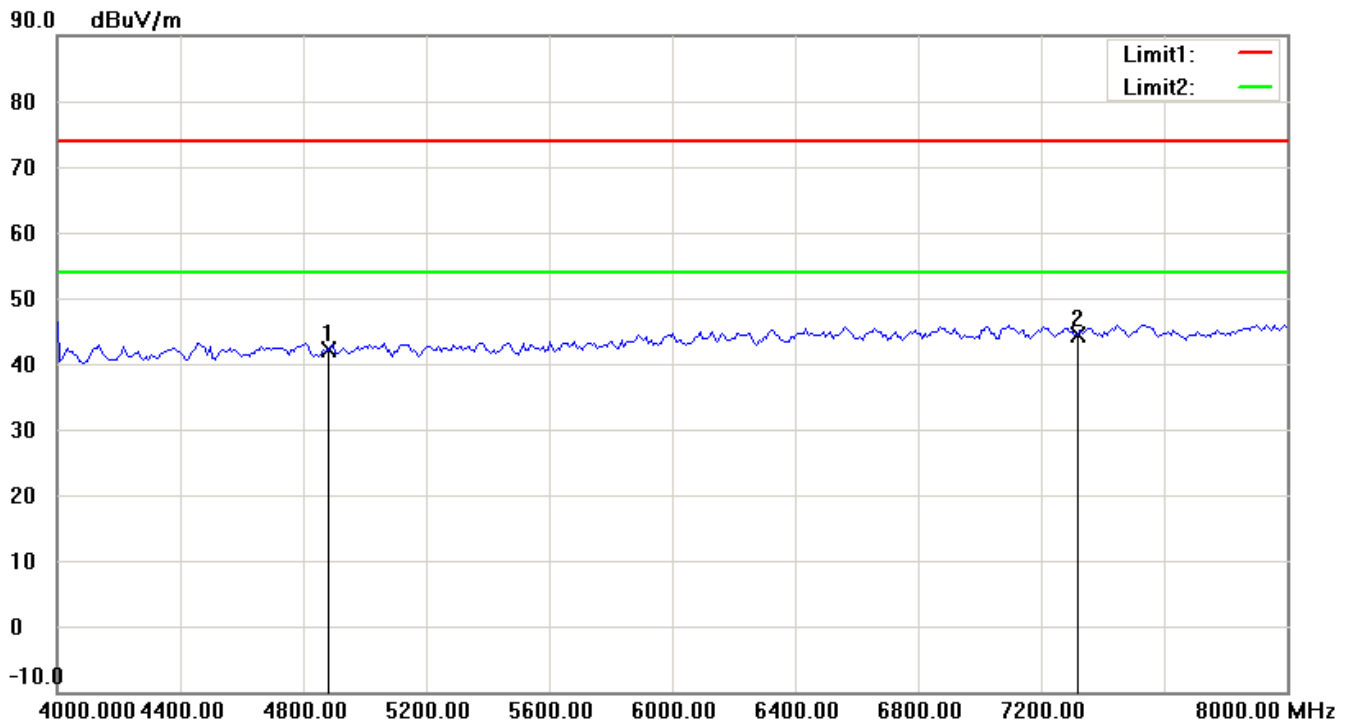
Up Line: Peak Limit Line Down Line: Ave Limit Line

Note:

1. The attached measurement plots are preliminarily pre-scanned with peak detector for determining the final checking frequencies and are for reference only.
2. The some frequencies may exceed the limit line without the specified detectors, but that cannot present the results are failed to the specification of test standard.
3. For corrected test results are listed in the relevant table of radiated test data of this test report.



Registration number: W6M21307-13349-FCC
FCC ID: Q7A66000W00



Up Line: Peak Limit Line Down Line: Ave Limit Line

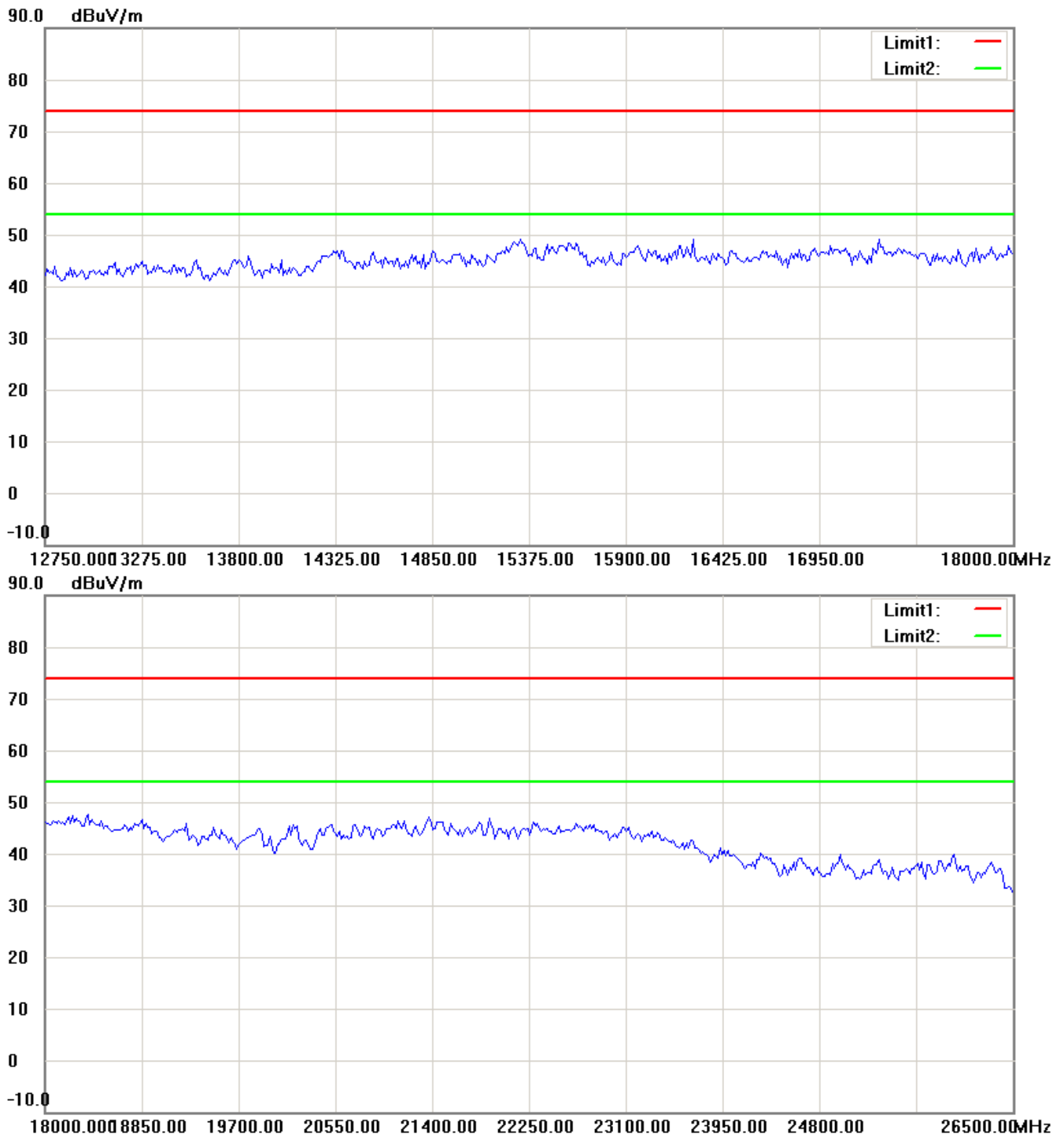
Note:

1. The attached measurement plots are preliminarily pre-scanned with peak detector for determining the final checking frequencies and are for reference only.
2. The some frequencies may exceed the limit line without the specified detectors, but that cannot present the results are failed to the specification of test standard.
3. For corrected test results are listed in the relevant table of radiated test data of this test report.



Worldwide Testing Services(Taiwan) Co., Ltd.

Registration number: W6M21307-13349-FCC
FCC ID: Q7A66000W00



Up Line: Peak Limit Line Down Line: Ave Limit Line

Note:

1. The attached measurement plots are preliminarily pre-scanned with peak detector for determining the final checking frequencies and are for reference only.
2. The some frequencies may exceed the limit line without the specified detectors, but that cannot present the results are failed to the specification of test standard.
3. For corrected test results are listed in the relevant table of radiated test data of this test report.



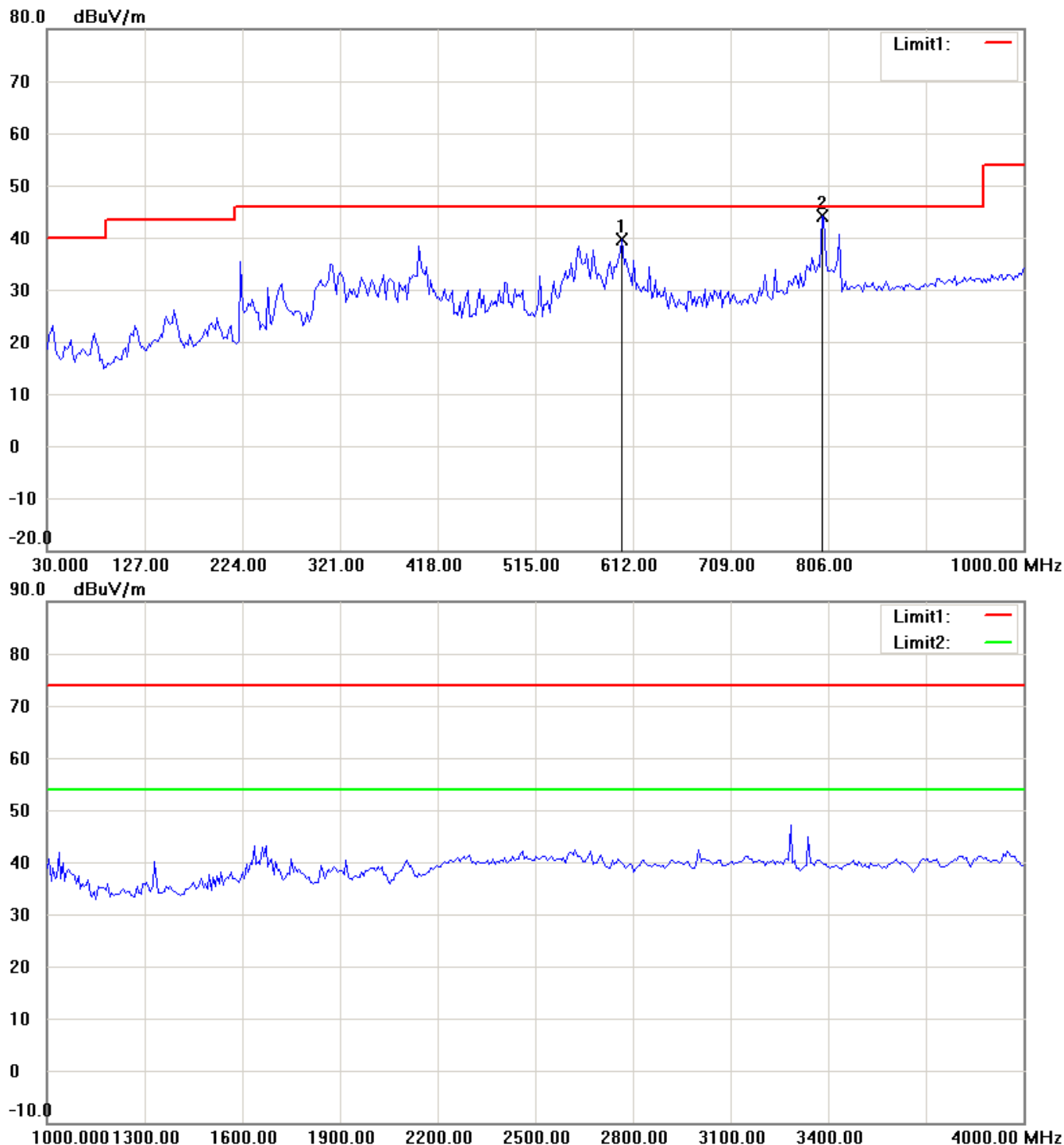
Worldwide Testing Services(Taiwan) Co., Ltd.

Registration number: W6M21307-13349-FCC

FCC ID: Q7A66000W00

TX 802.11n 20MHz CH11


Antenna Polarization H



Up Line: Peak Limit Line Down Line: Ave Limit Line

Note:

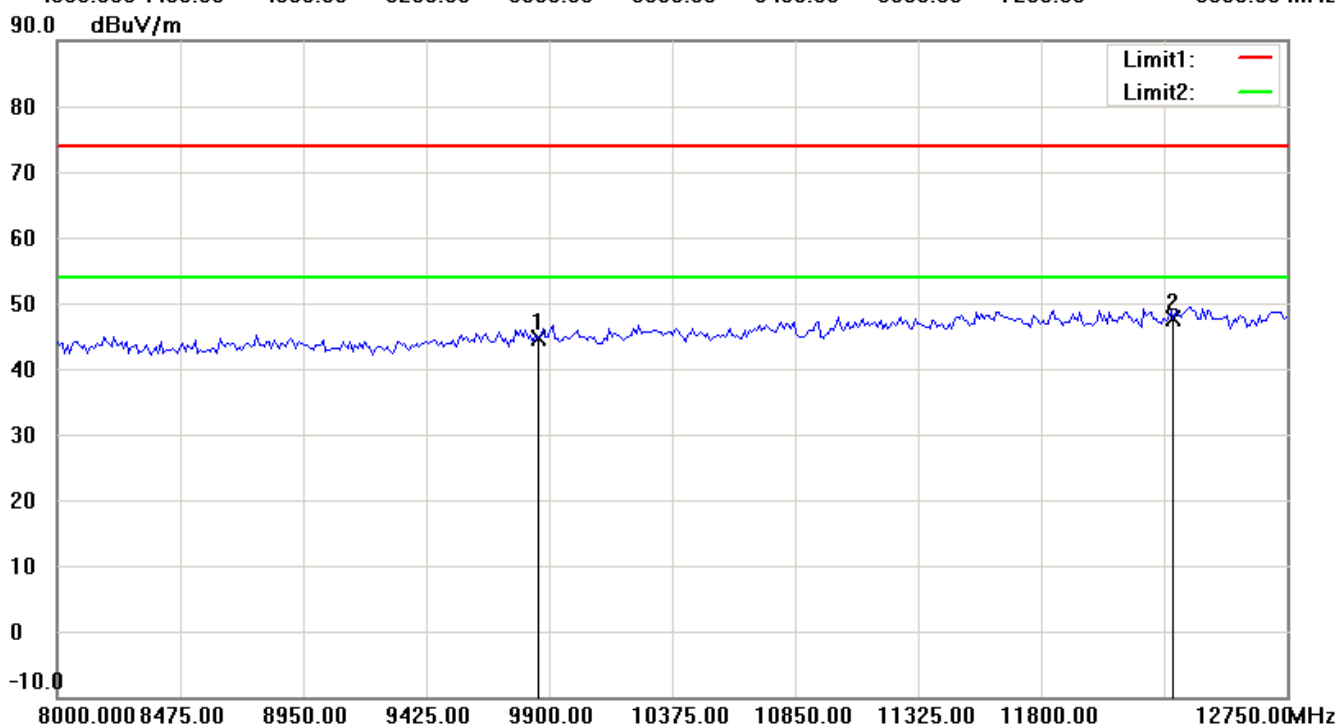
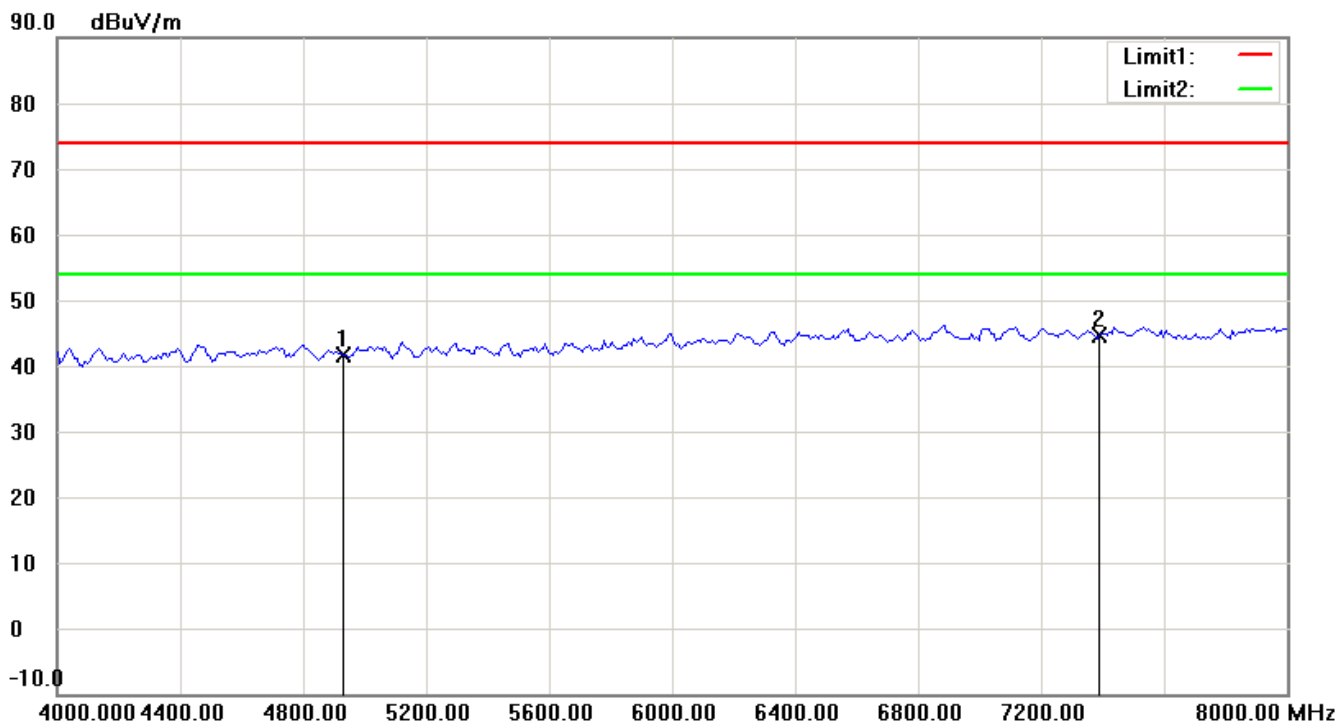
1. The attached measurement plots are preliminarily pre-scanned with peak detector for determining the final checking frequencies and are for reference only.
2. The some frequencies may exceed the limit line without the specified detectors, but that cannot present the results are failed to the specification of test standard.
3. For corrected test results are listed in the relevant table of radiated test data of this test report.



Worldwide Testing Services(Taiwan) Co., Ltd.

Registration number: W6M21307-13349-FCC

FCC ID: Q7A66000W00



Up Line: Peak Limit Line Down Line: Ave Limit Line

Note:

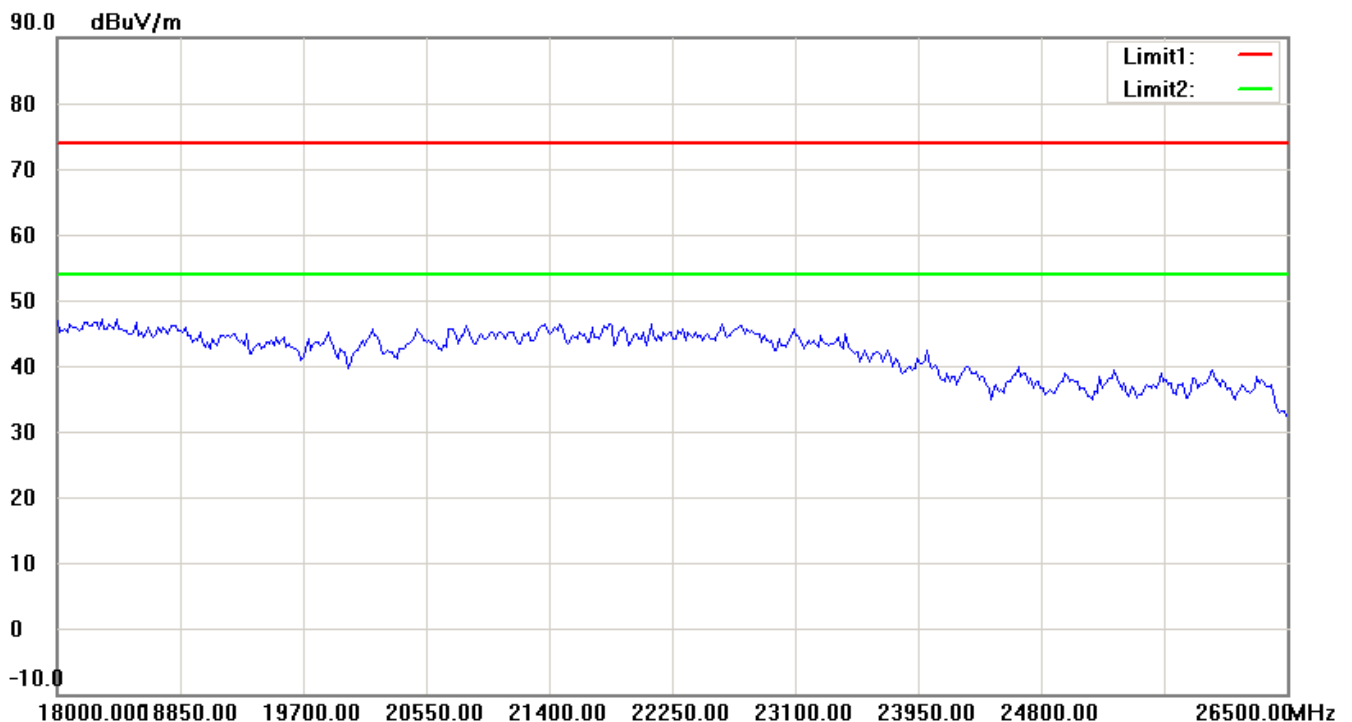
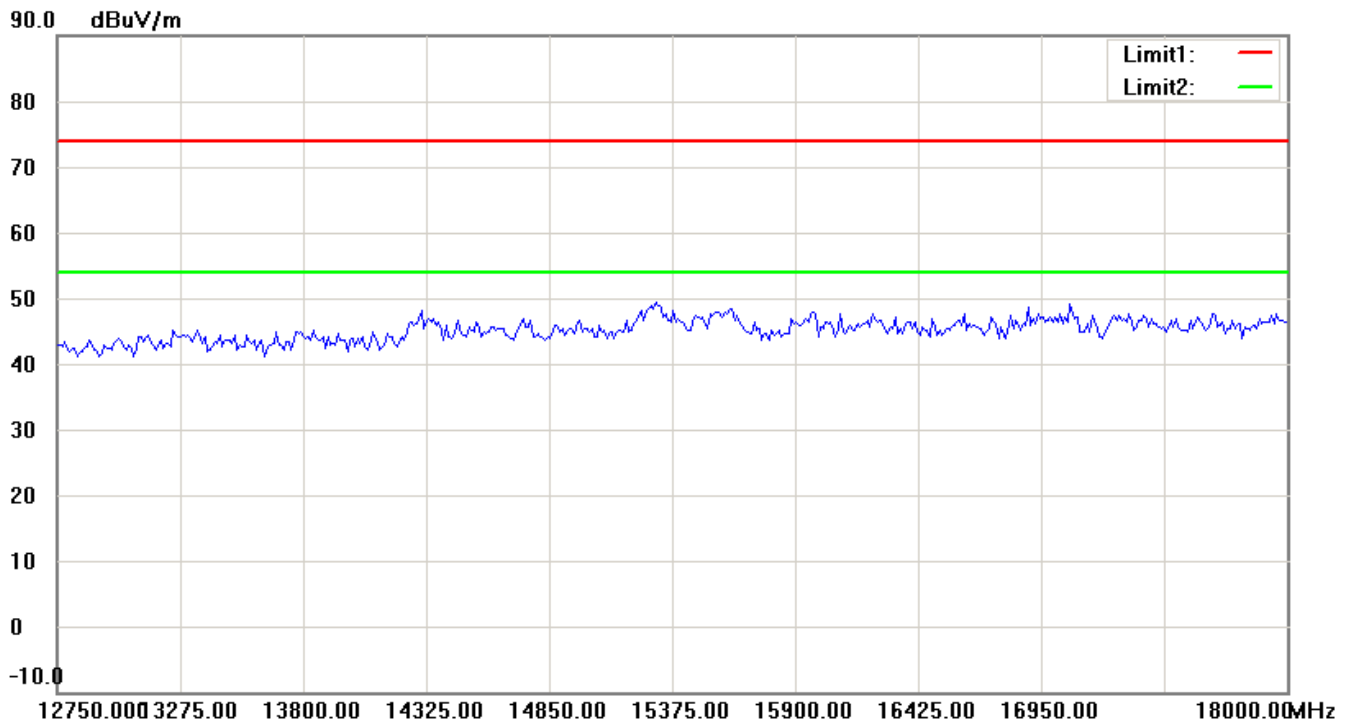
1. The attached measurement plots are preliminarily pre-scanned with peak detector for determining the final checking frequencies and are for reference only.
2. The some frequencies may exceed the limit line without the specified detectors, but that cannot present the results are failed to the specification of test standard.
3. For corrected test results are listed in the relevant table of radiated test data of this test report.



Worldwide Testing Services(Taiwan) Co., Ltd.

Registration number: W6M21307-13349-FCC

FCC ID: Q7A66000W00



Up Line: Peak Limit Line Down Line: Ave Limit Line

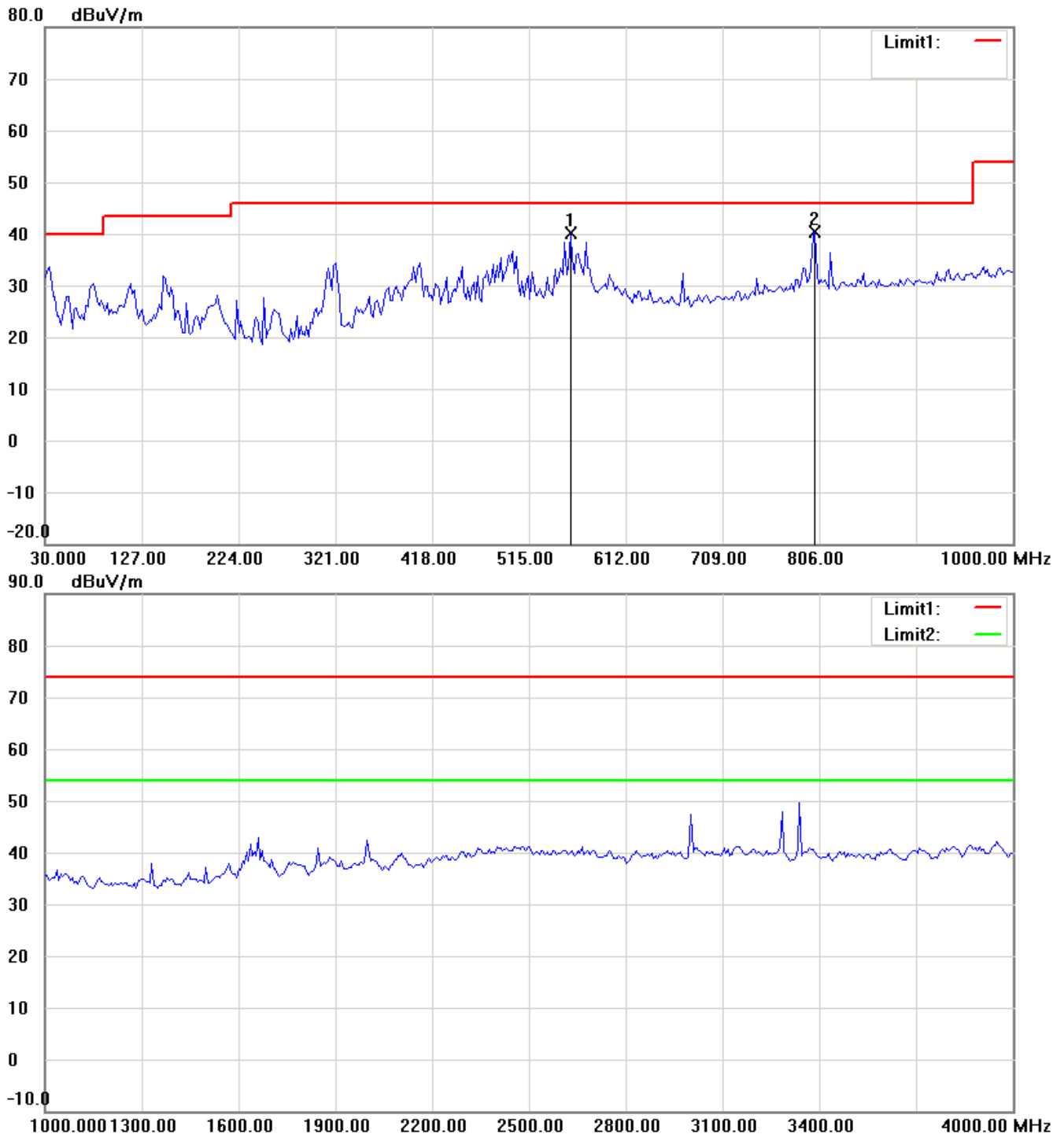
Note:

1. The attached measurement plots are preliminarily pre-scanned with peak detector for determining the final checking frequencies and are for reference only.
2. The some frequencies may exceed the limit line without the specified detectors, but that cannot present the results are failed to the specification of test standard.
3. For corrected test results are listed in the relevant table of radiated test data of this test report.



Registration number: W6M21307-13349-FCC
FCC ID: Q7A66000W00

Antenna Polarization V



Up Line: Peak Limit Line Down Line: Ave Limit Line

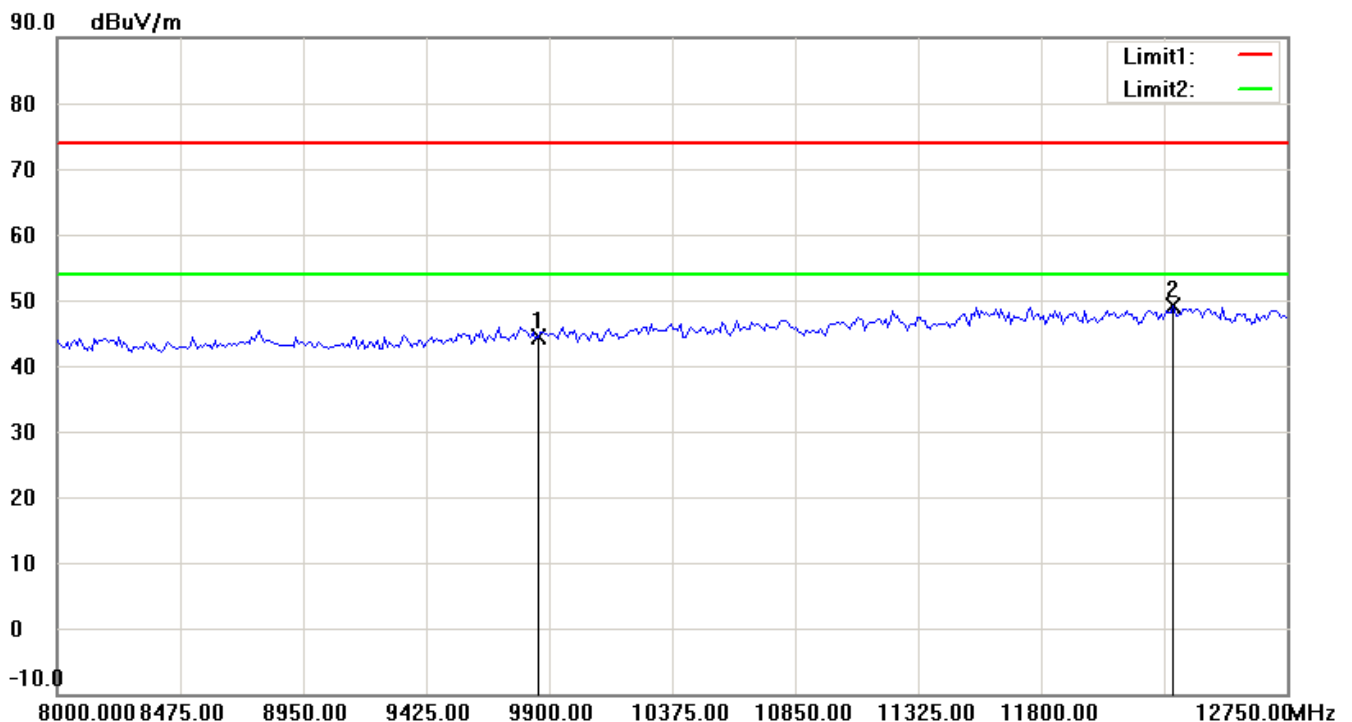
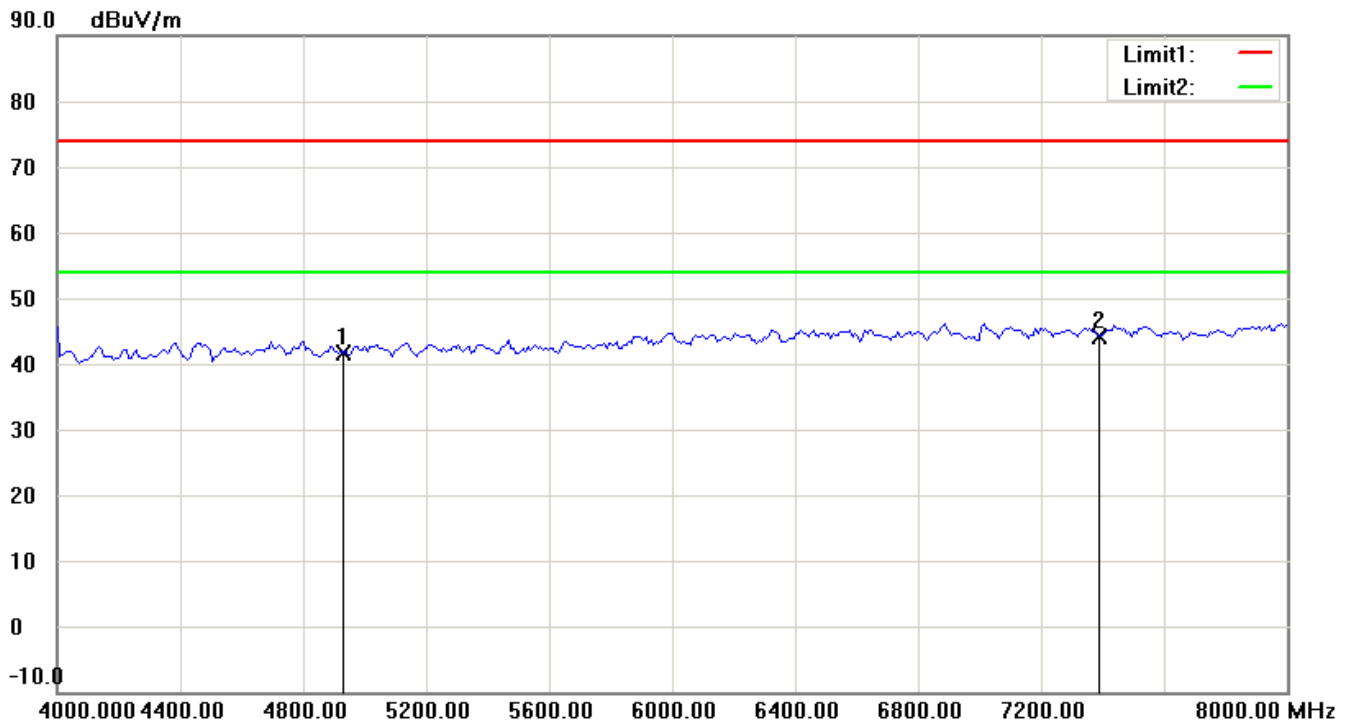
Note:

1. The attached measurement plots are preliminarily pre-scanned with peak detector for determining the final checking frequencies and are for reference only.
2. The some frequencies may exceed the limit line without the specified detectors, but that cannot present the results are failed to the specification of test standard.
3. For corrected test results are listed in the relevant table of radiated test data of this test report.



Worldwide Testing Services(Taiwan) Co., Ltd.

Registration number: W6M21307-13349-FCC
FCC ID: Q7A66000W00



Up Line: Peak Limit Line Down Line: Ave Limit Line

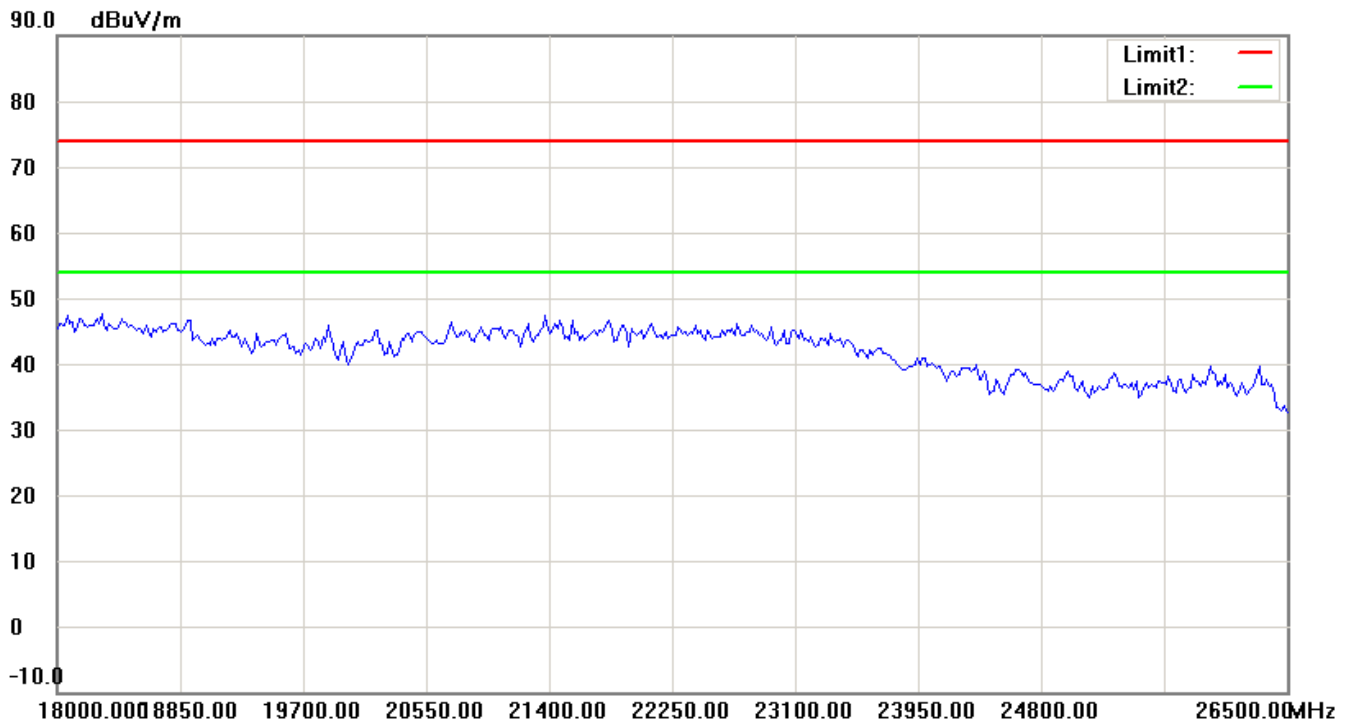
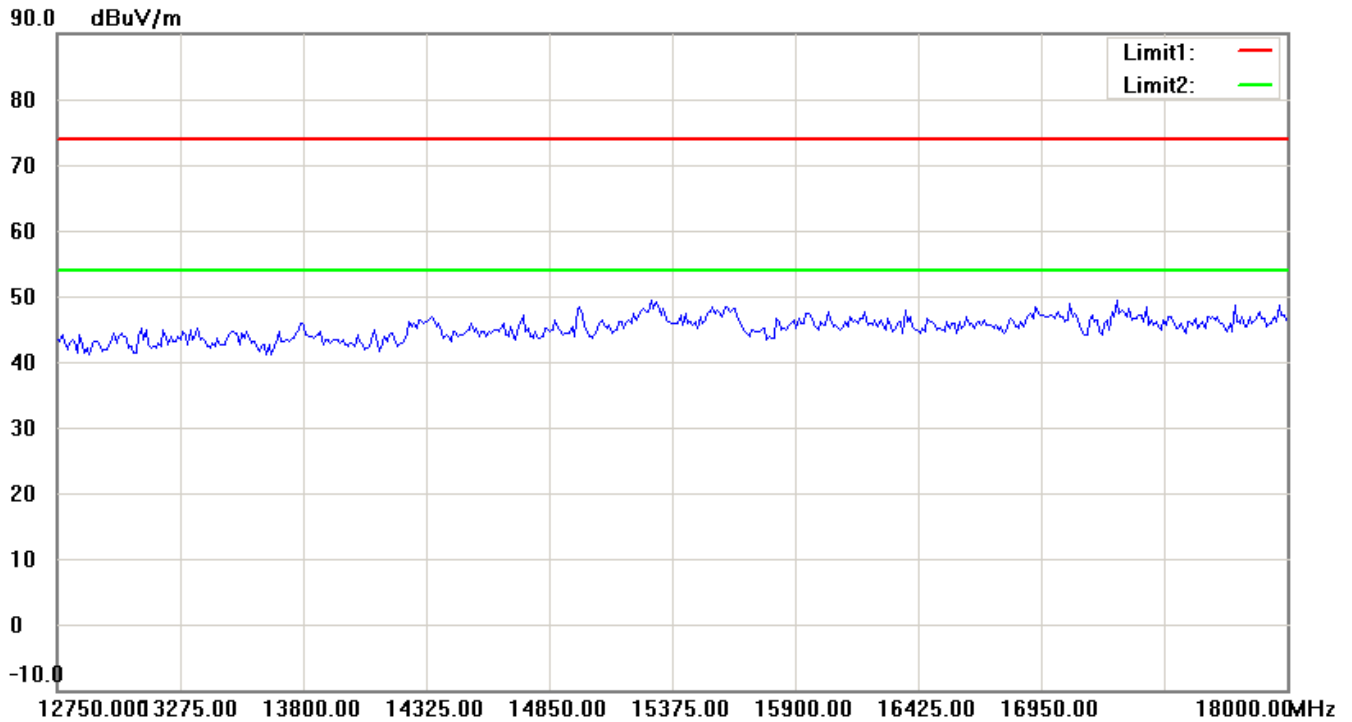
Note:

1. The attached measurement plots are preliminarily pre-scanned with peak detector for determining the final checking frequencies and are for reference only.
2. The some frequencies may exceed the limit line without the specified detectors, but that cannot present the results are failed to the specification of test standard.
3. For corrected test results are listed in the relevant table of radiated test data of this test report.



Worldwide Testing Services(Taiwan) Co., Ltd.

Registration number: W6M21307-13349-FCC
FCC ID: Q7A66000W00



Up Line: Peak Limit Line Down Line: Ave Limit Line

Note:

1. The attached measurement plots are preliminarily pre-scanned with peak detector for determining the final checking frequencies and are for reference only.
2. The some frequencies may exceed the limit line without the specified detectors, but that cannot present the results are failed to the specification of test standard.
3. For corrected test results are listed in the relevant table of radiated test data of this test report.

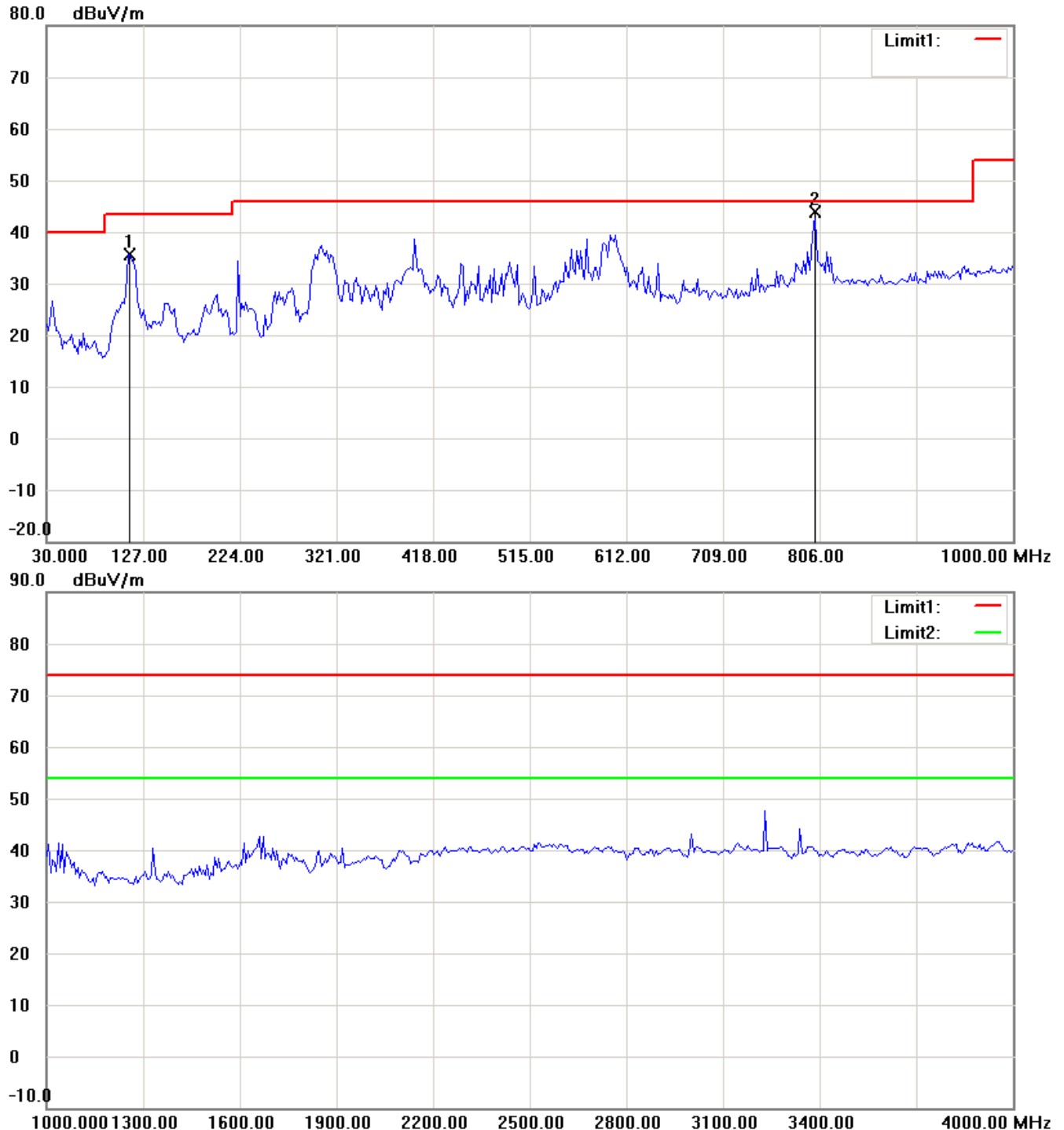


Worldwide Testing Services(Taiwan) Co., Ltd.

Registration number: W6M21307-13349-FCC
FCC ID: Q7A66000W00

TX 802.11n 40MHz CH1

Antenna Polarization H



Up Line: Peak Limit Line Down Line: Ave Limit Line

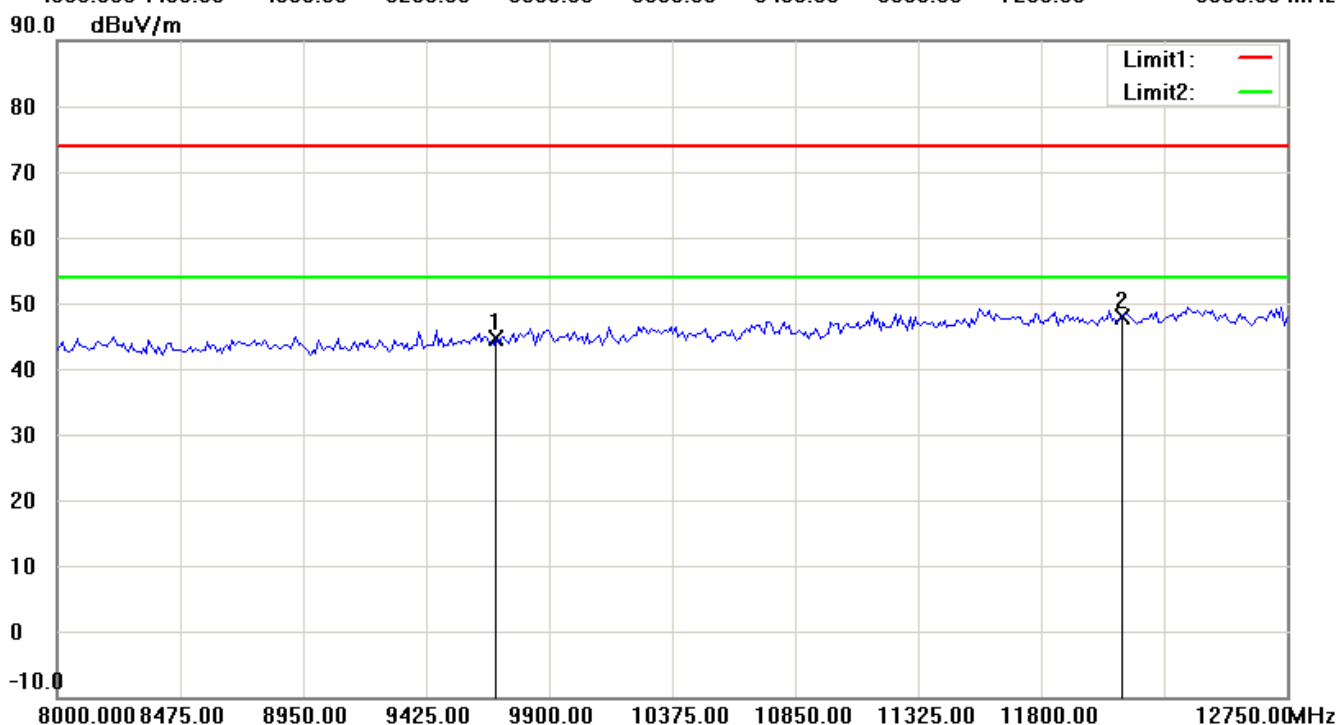
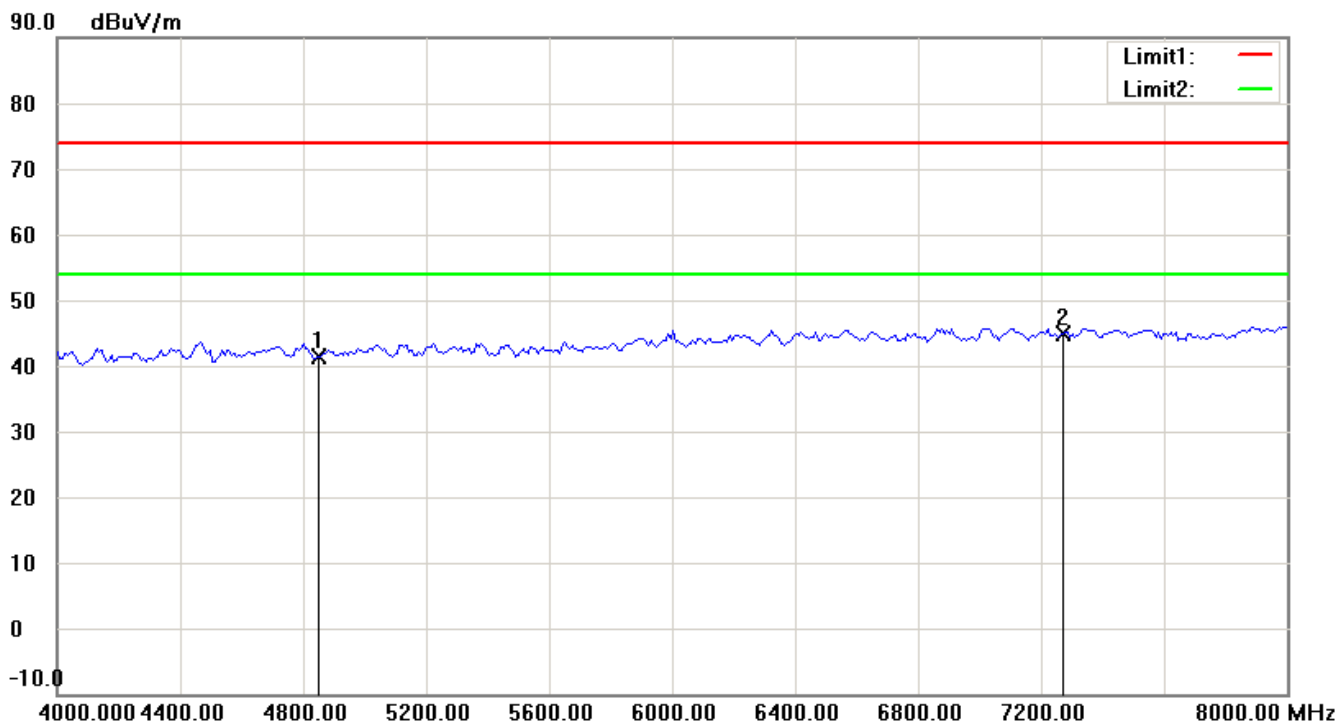
Note:

1. The attached measurement plots are preliminarily pre-scanned with peak detector for determining the final checking frequencies and are for reference only.
2. The some frequencies may exceed the limit line without the specified detectors, but that cannot present the results are failed to the specification of test standard.
3. For corrected test results are listed in the relevant table of radiated test data of this test report.



Registration number: W6M21307-13349-FCC

FCC ID: Q7A66000W00



Up Line: Peak Limit Line Down Line: Ave Limit Line

Note:

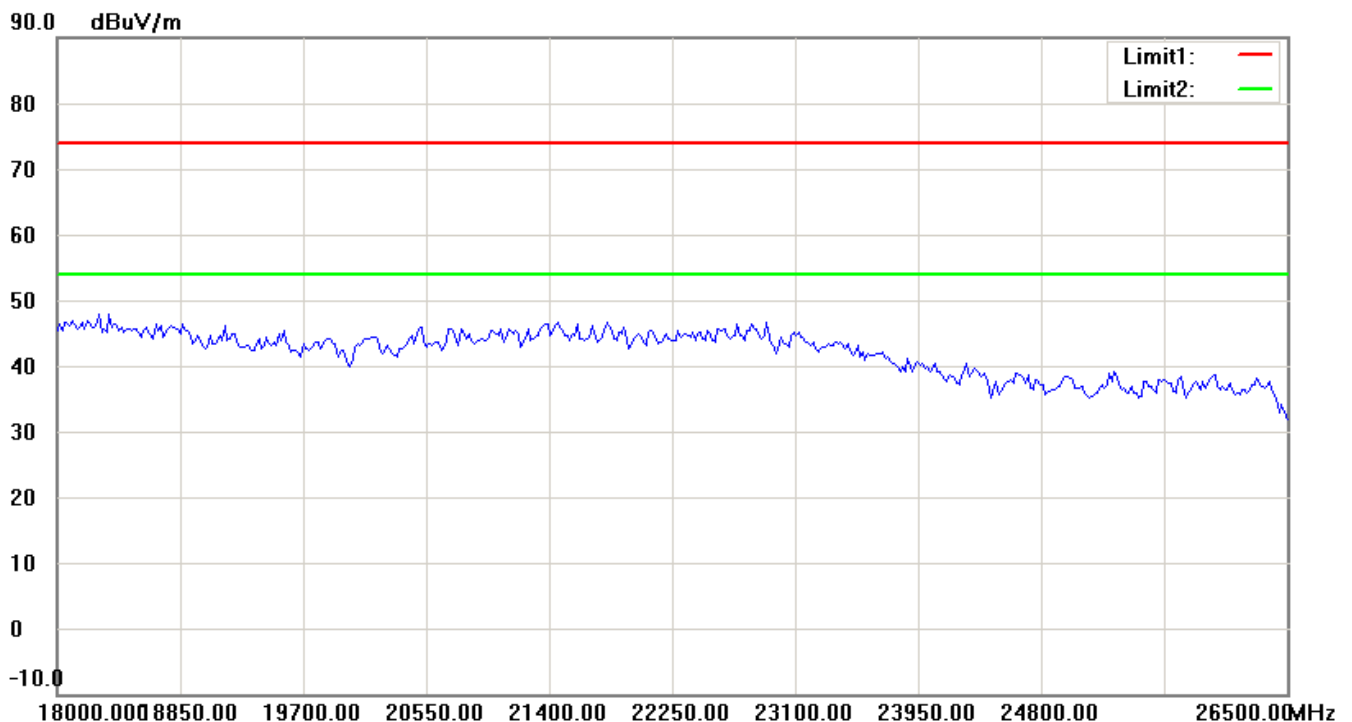
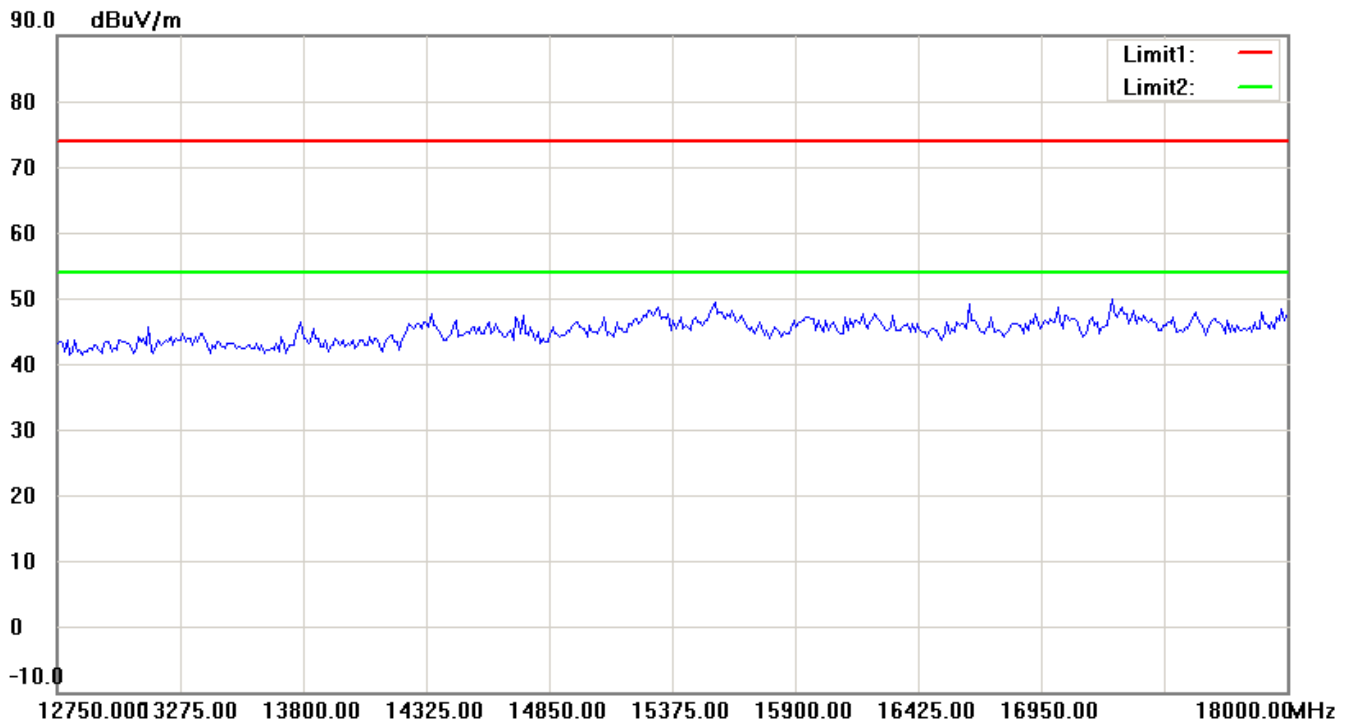
1. The attached measurement plots are preliminarily pre-scanned with peak detector for determining the final checking frequencies and are for reference only.
2. The some frequencies may exceed the limit line without the specified detectors, but that cannot present the results are failed to the specification of test standard.
3. For corrected test results are listed in the relevant table of radiated test data of this test report.



Worldwide Testing Services(Taiwan) Co., Ltd.

Registration number: W6M21307-13349-FCC

FCC ID: Q7A66000W00



Up Line: Peak Limit Line Down Line: Ave Limit Line

Note:

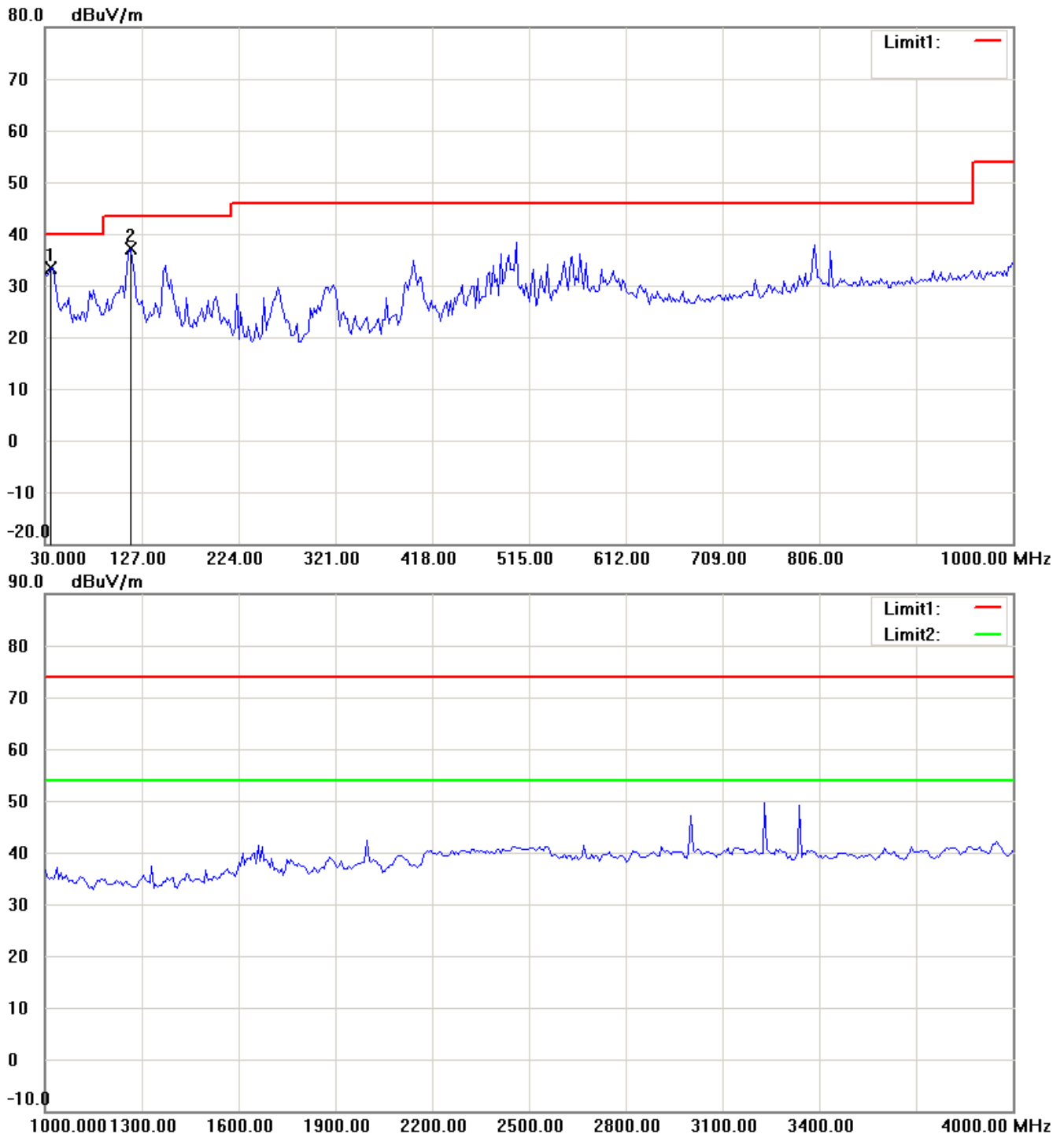
1. The attached measurement plots are preliminarily pre-scanned with peak detector for determining the final checking frequencies and are for reference only.
2. The some frequencies may exceed the limit line without the specified detectors, but that cannot present the results are failed to the specification of test standard.
3. For corrected test results are listed in the relevant table of radiated test data of this test report.



Worldwide Testing Services(Taiwan) Co., Ltd.

Registration number: W6M21307-13349-FCC
FCC ID: Q7A66000W00

Antenna Polarization V



Up Line: Peak Limit Line Down Line: Ave Limit Line

Note:

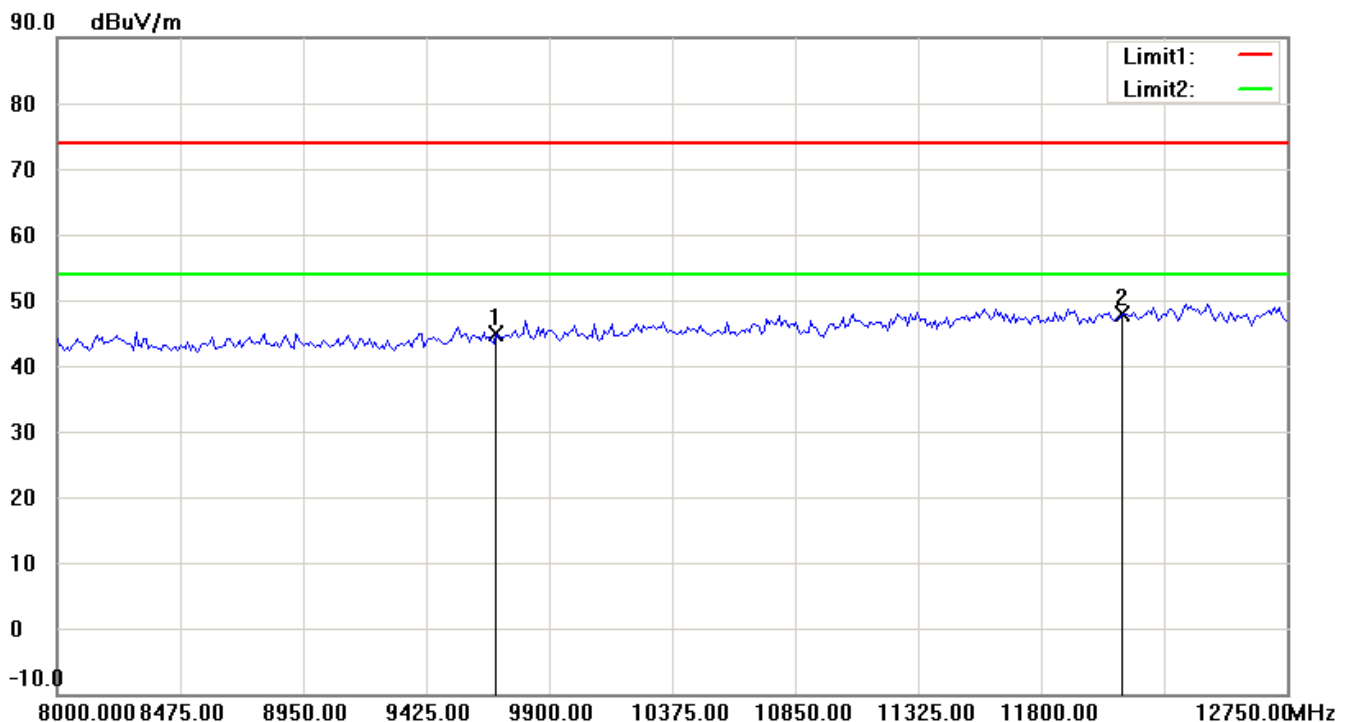
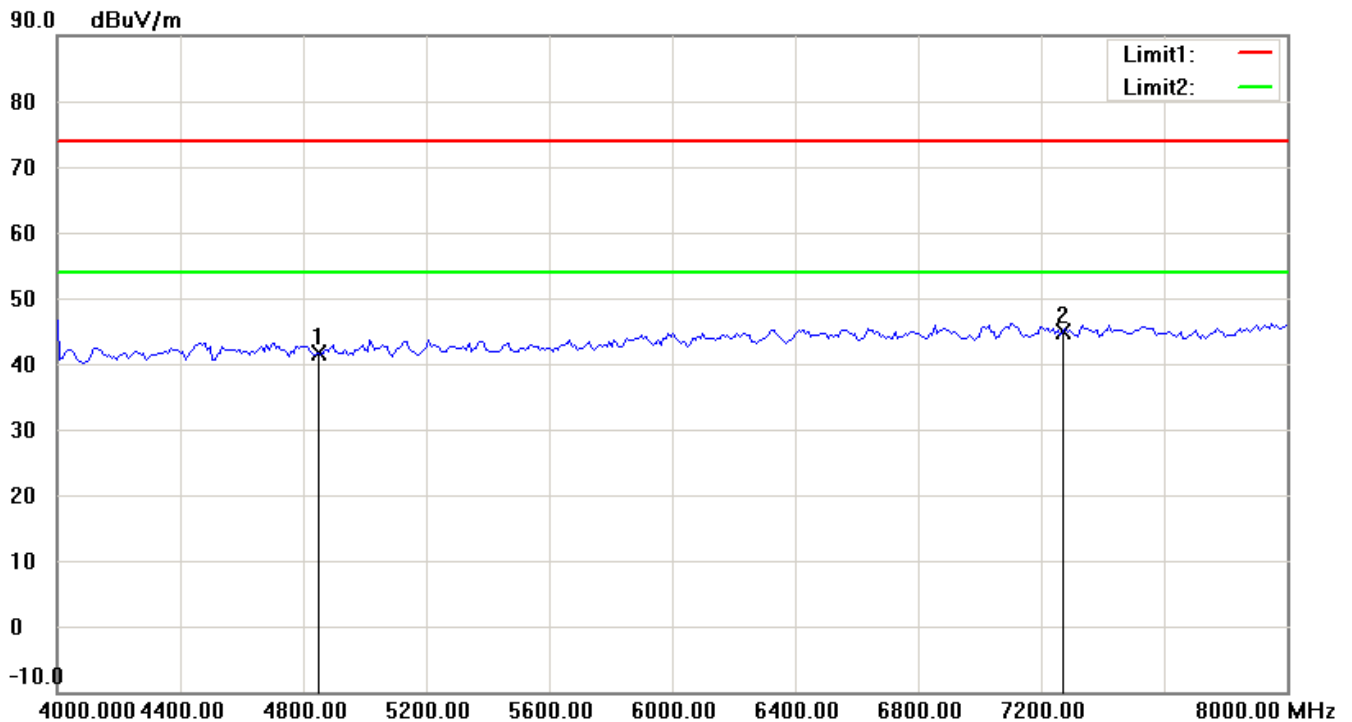
1. The attached measurement plots are preliminarily pre-scanned with peak detector for determining the final checking frequencies and are for reference only.
2. The some frequencies may exceed the limit line without the specified detectors, but that cannot present the results are failed to the specification of test standard.
3. For corrected test results are listed in the relevant table of radiated test data of this test report.



Worldwide Testing Services(Taiwan) Co., Ltd.

Registration number: W6M21307-13349-FCC

FCC ID: Q7A66000W00



Up Line: Peak Limit Line Down Line: Ave Limit Line

Note:

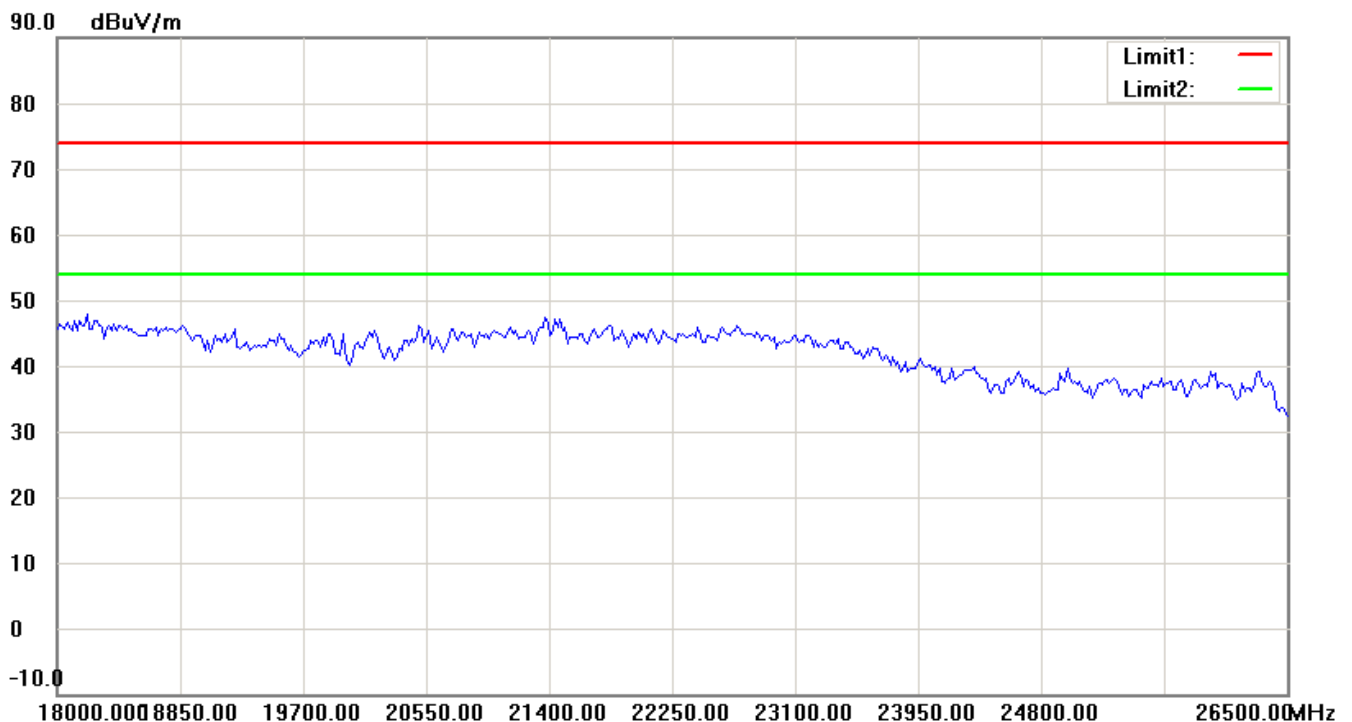
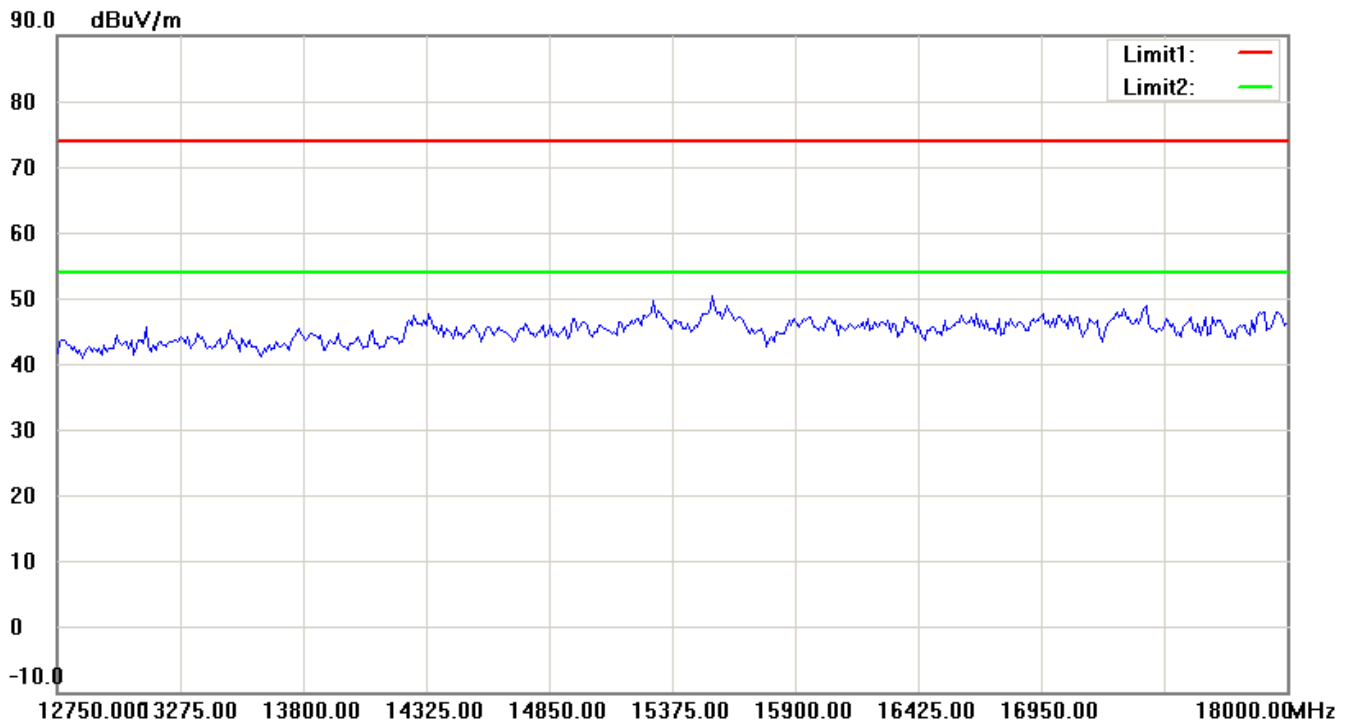
1. The attached measurement plots are preliminarily pre-scanned with peak detector for determining the final checking frequencies and are for reference only.
2. The some frequencies may exceed the limit line without the specified detectors, but that cannot present the results are failed to the specification of test standard.
3. For corrected test results are listed in the relevant table of radiated test data of this test report.



Worldwide Testing Services(Taiwan) Co., Ltd.

Registration number: W6M21307-13349-FCC

FCC ID: Q7A66000W00



Up Line: Peak Limit Line Down Line: Ave Limit Line

Note:

1. The attached measurement plots are preliminarily pre-scanned with peak detector for determining the final checking frequencies and are for reference only.
2. The some frequencies may exceed the limit line without the specified detectors, but that cannot present the results are failed to the specification of test standard.
3. For corrected test results are listed in the relevant table of radiated test data of this test report.

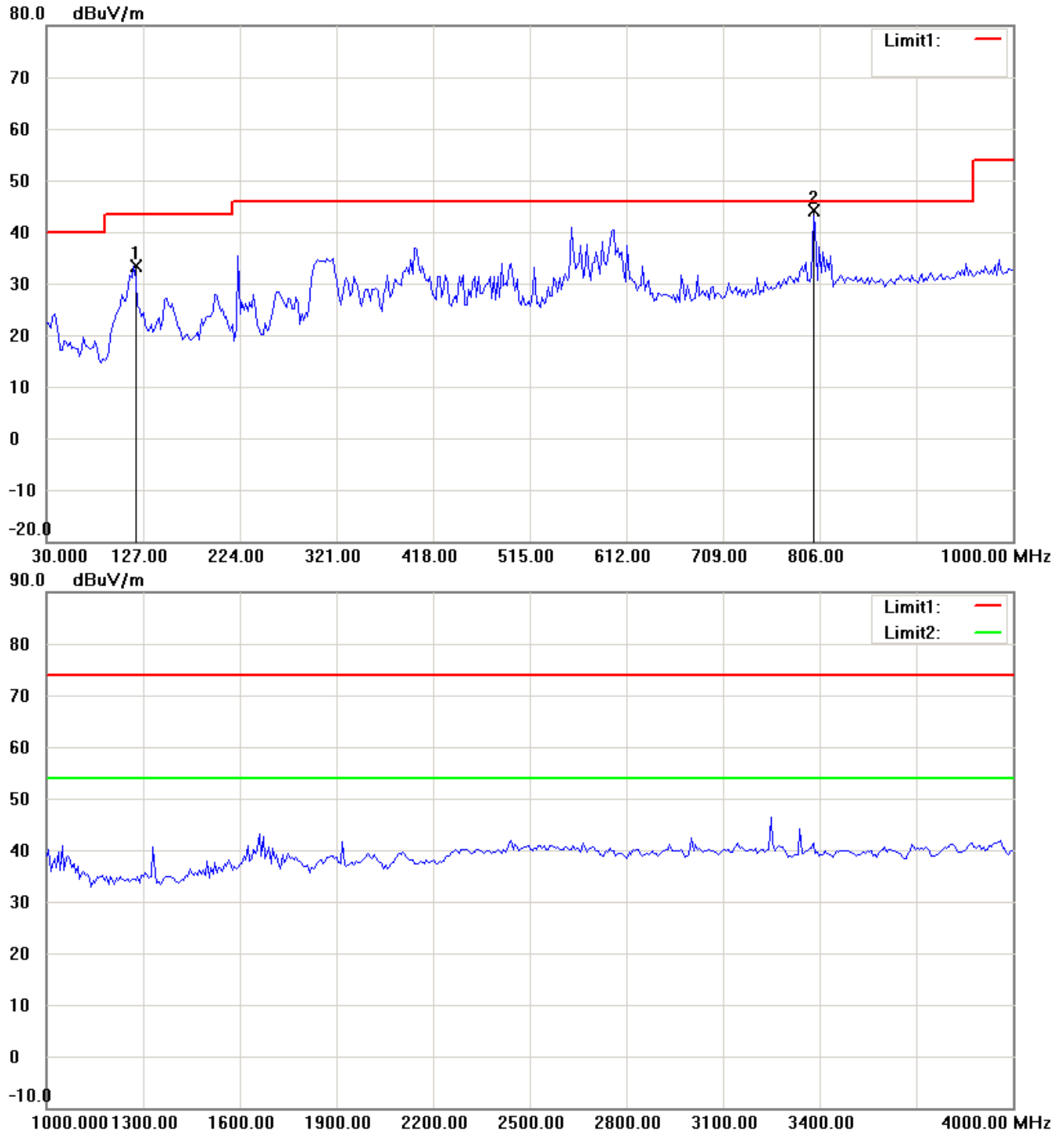


Worldwide Testing Services(Taiwan) Co., Ltd.

Registration number: W6M21307-13349-FCC
FCC ID: Q7A66000W00

TX 802.11n 40MHz CH4

Antenna Polarization H



Up Line: Peak Limit Line Down Line: Ave Limit Line

Note:

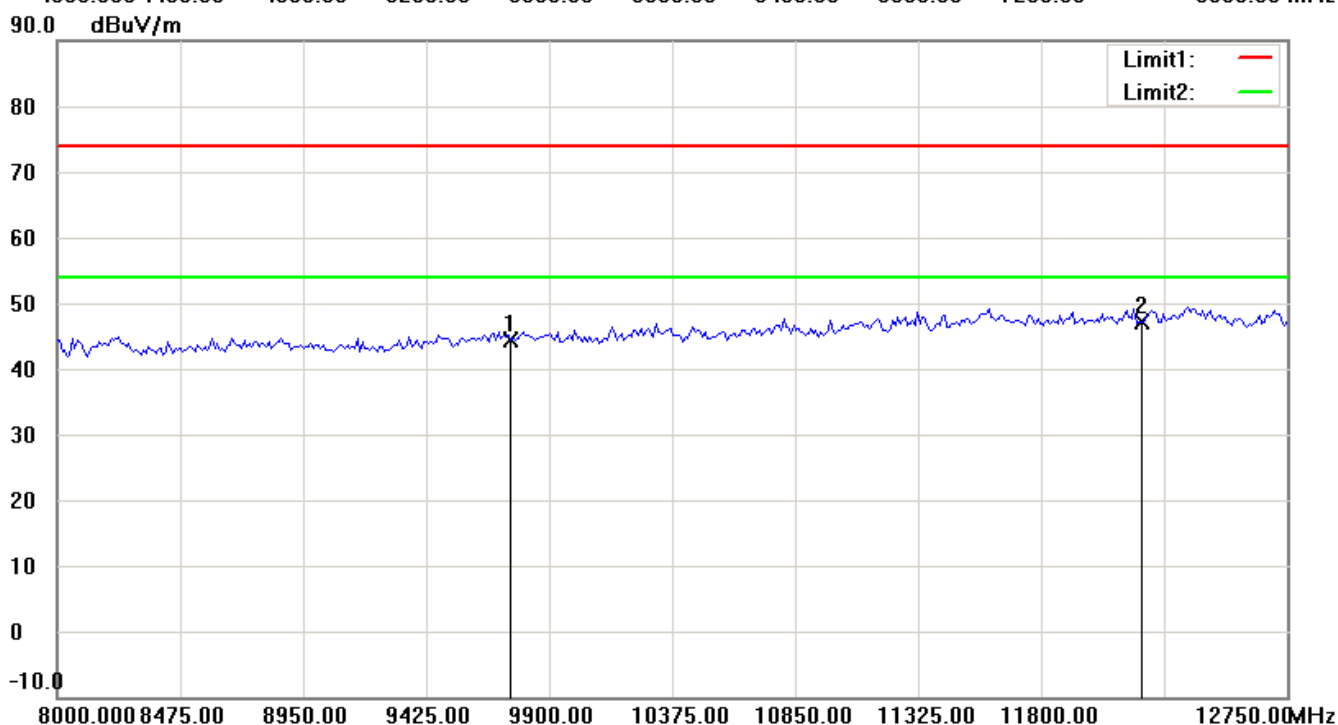
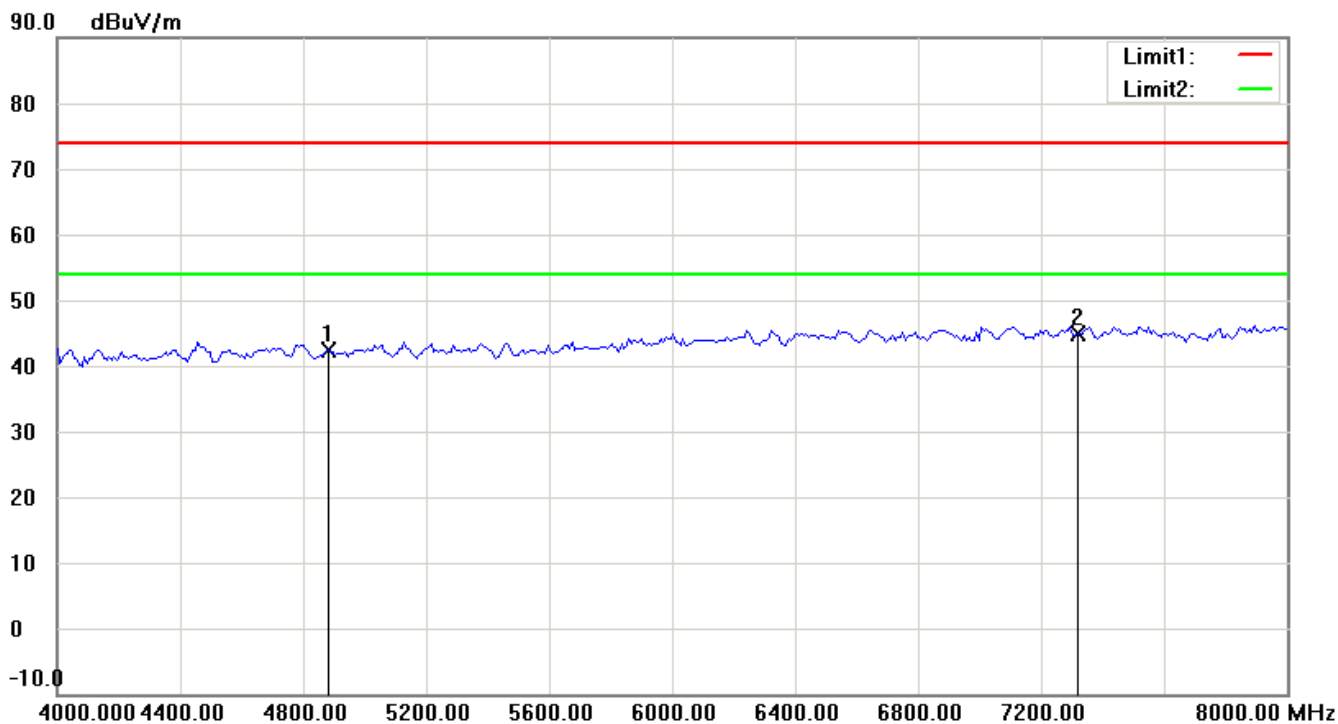
1. The attached measurement plots are preliminarily pre-scanned with peak detector for determining the final checking frequencies and are for reference only.
2. The some frequencies may exceed the limit line without the specified detectors, but that cannot present the results are failed to the specification of test standard.
3. For corrected test results are listed in the relevant table of radiated test data of this test report.



Worldwide Testing Services(Taiwan) Co., Ltd.

Registration number: W6M21307-13349-FCC

FCC ID: Q7A66000W00



Up Line: Peak Limit Line Down Line: Ave Limit Line

Note:

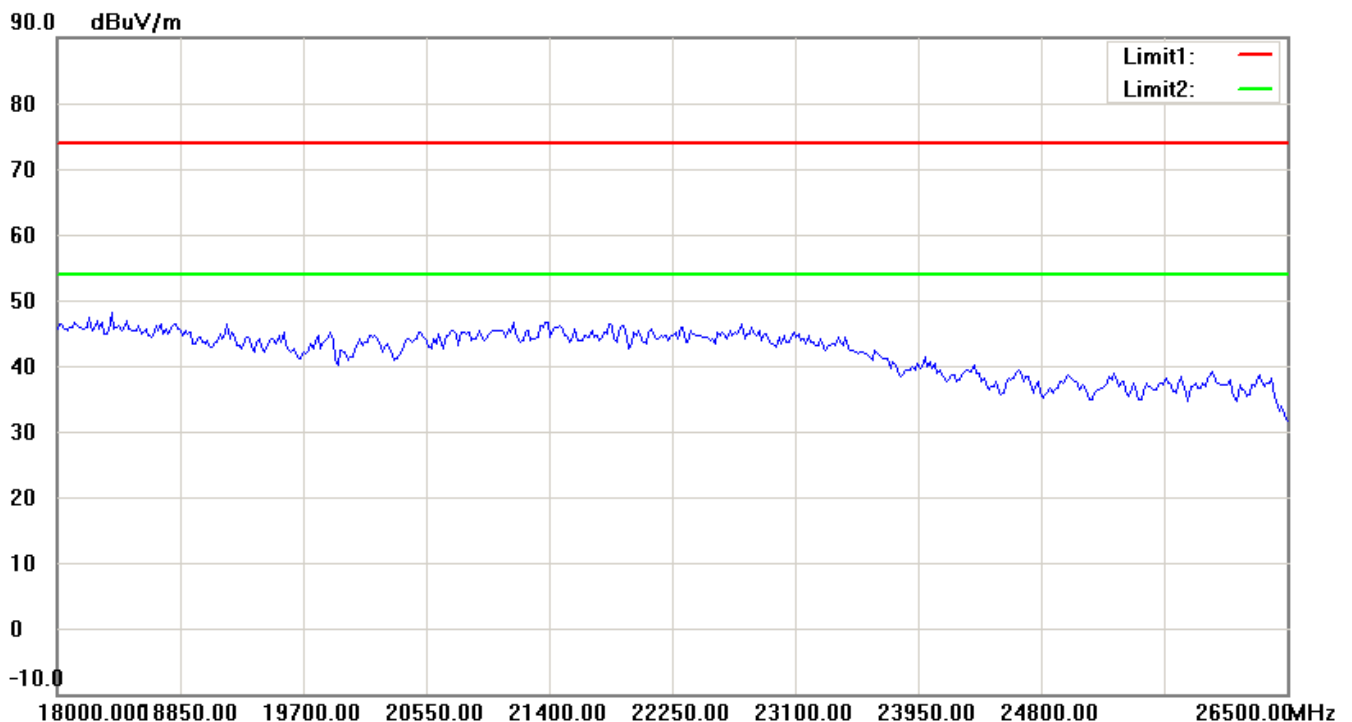
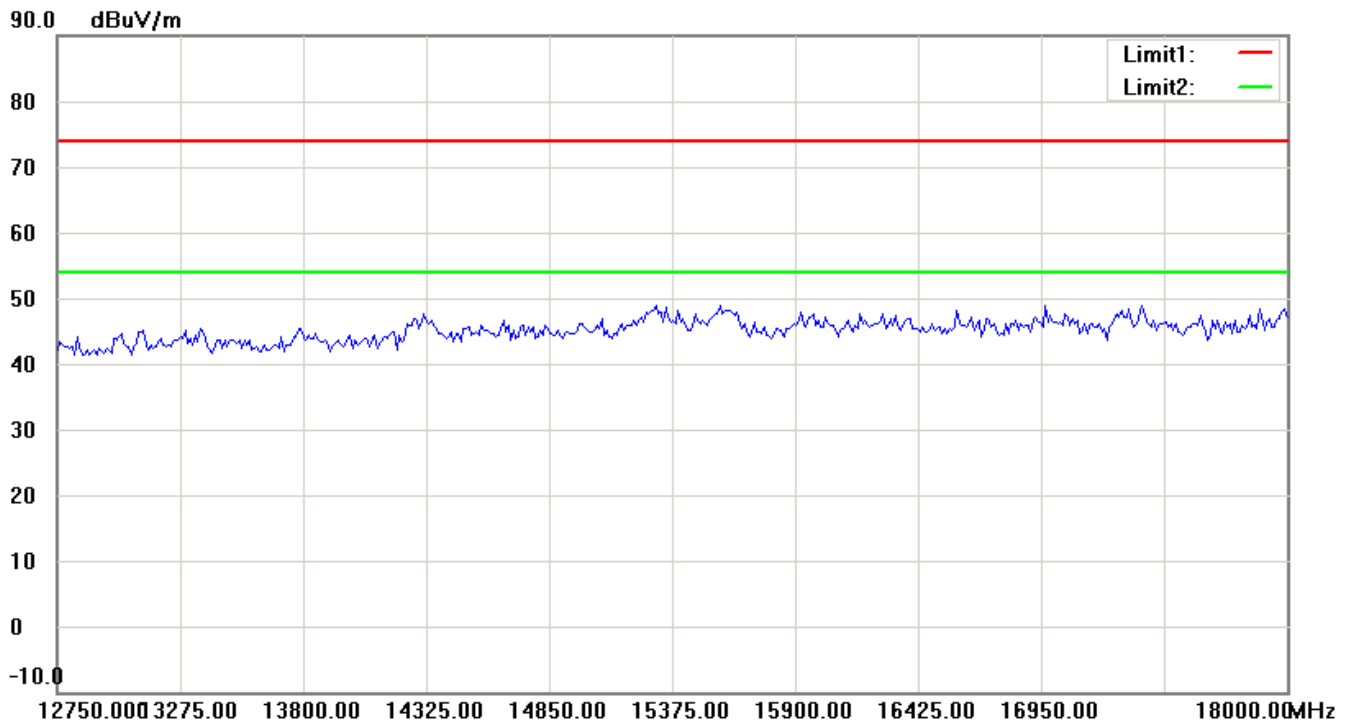
1. The attached measurement plots are preliminarily pre-scanned with peak detector for determining the final checking frequencies and are for reference only.
2. The some frequencies may exceed the limit line without the specified detectors, but that cannot present the results are failed to the specification of test standard.
3. For corrected test results are listed in the relevant table of radiated test data of this test report.



Worldwide Testing Services(Taiwan) Co., Ltd.

Registration number: W6M21307-13349-FCC

FCC ID: Q7A66000W00



Up Line: Peak Limit Line Down Line: Ave Limit Line

Note:

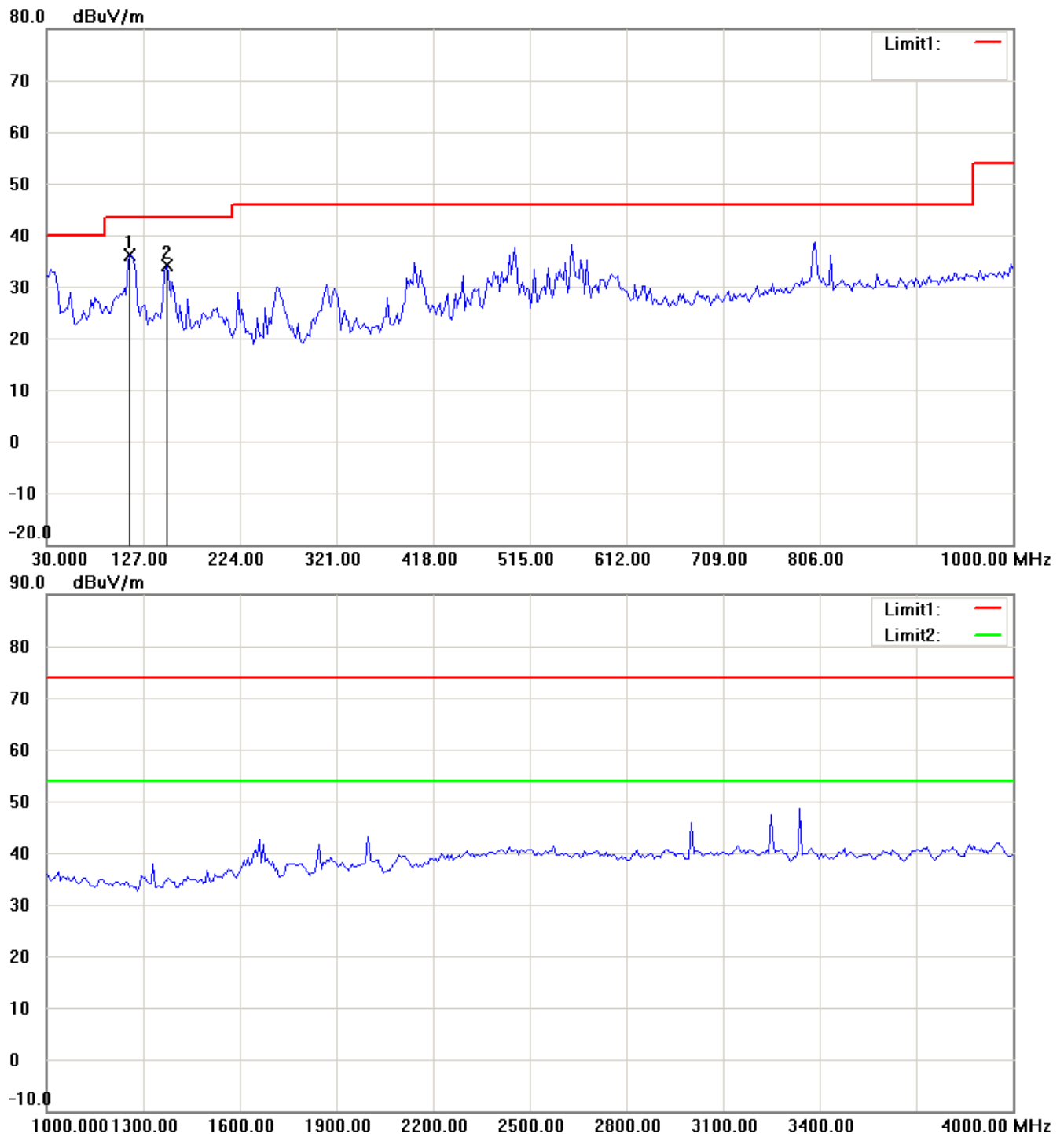
1. The attached measurement plots are preliminarily pre-scanned with peak detector for determining the final checking frequencies and are for reference only.
2. The some frequencies may exceed the limit line without the specified detectors, but that cannot present the results are failed to the specification of test standard.
3. For corrected test results are listed in the relevant table of radiated test data of this test report.



Registration number: W6M21307-13349-FCC

FCC ID: Q7A66000W00

Antenna Polarization V



Up Line: Peak Limit Line Down Line: Ave Limit Line

Note:

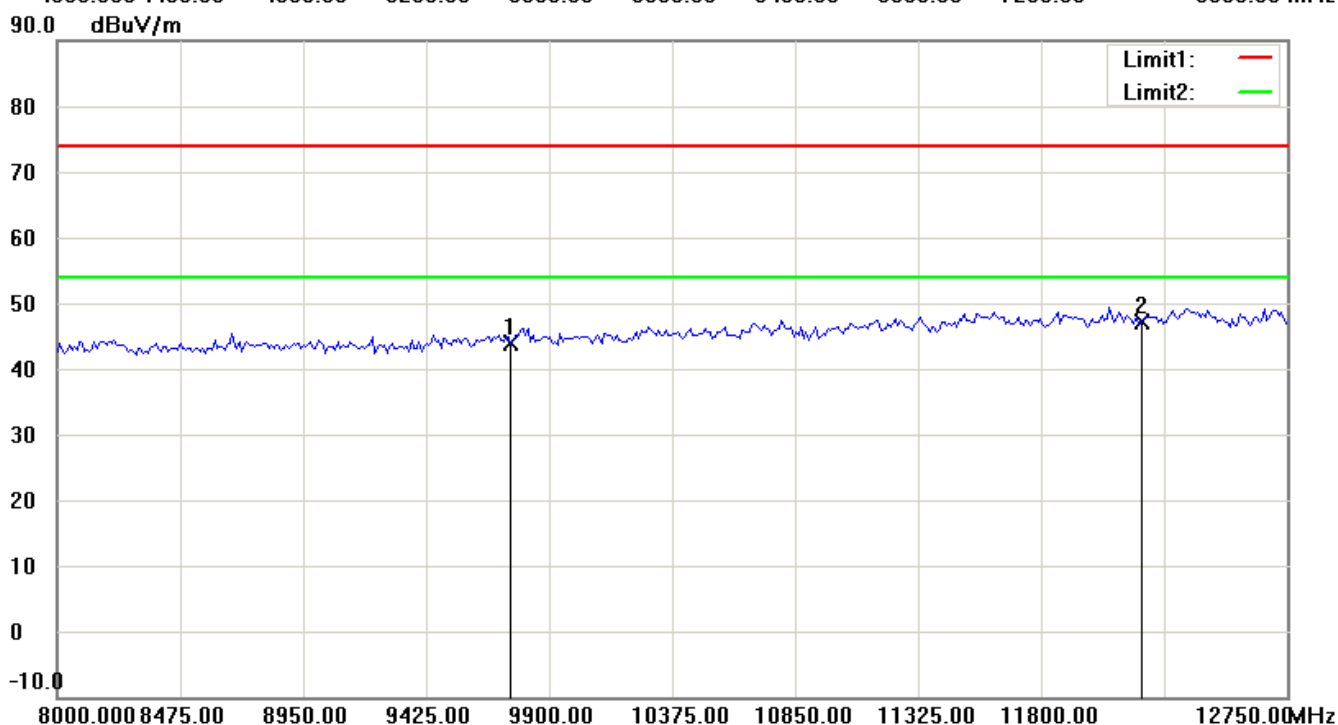
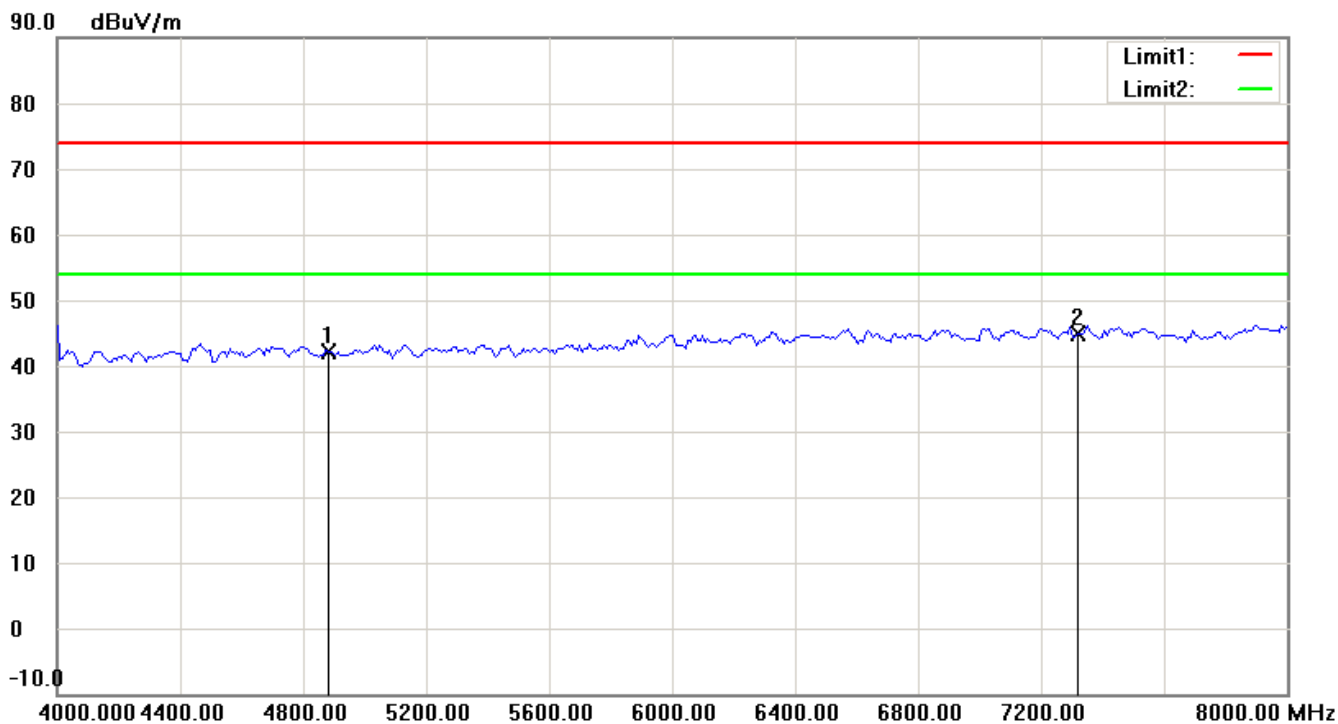
1. The attached measurement plots are preliminarily pre-scanned with peak detector for determining the final checking frequencies and are for reference only.
2. The some frequencies may exceed the limit line without the specified detectors, but that cannot present the results are failed to the specification of test standard.
3. For corrected test results are listed in the relevant table of radiated test data of this test report.



Worldwide Testing Services(Taiwan) Co., Ltd.

Registration number: W6M21307-13349-FCC

FCC ID: Q7A66000W00



Up Line: Peak Limit Line Down Line: Ave Limit Line

Note:

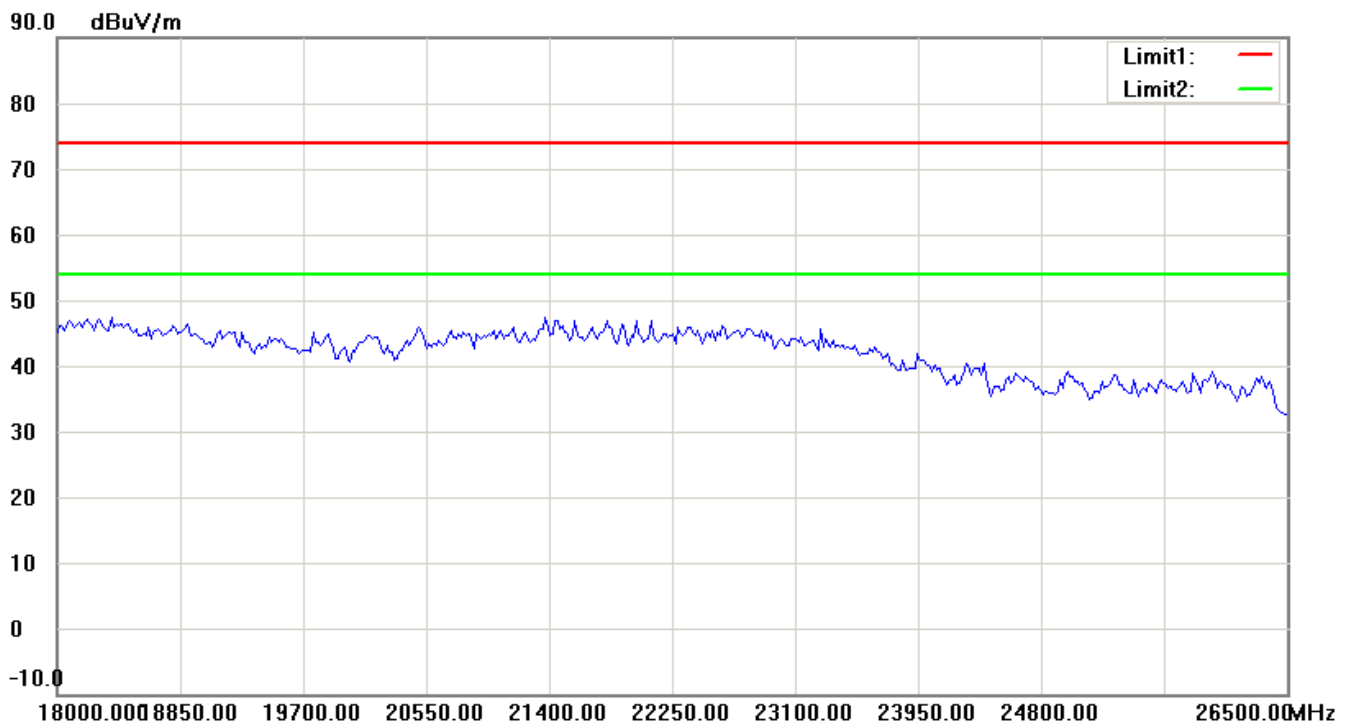
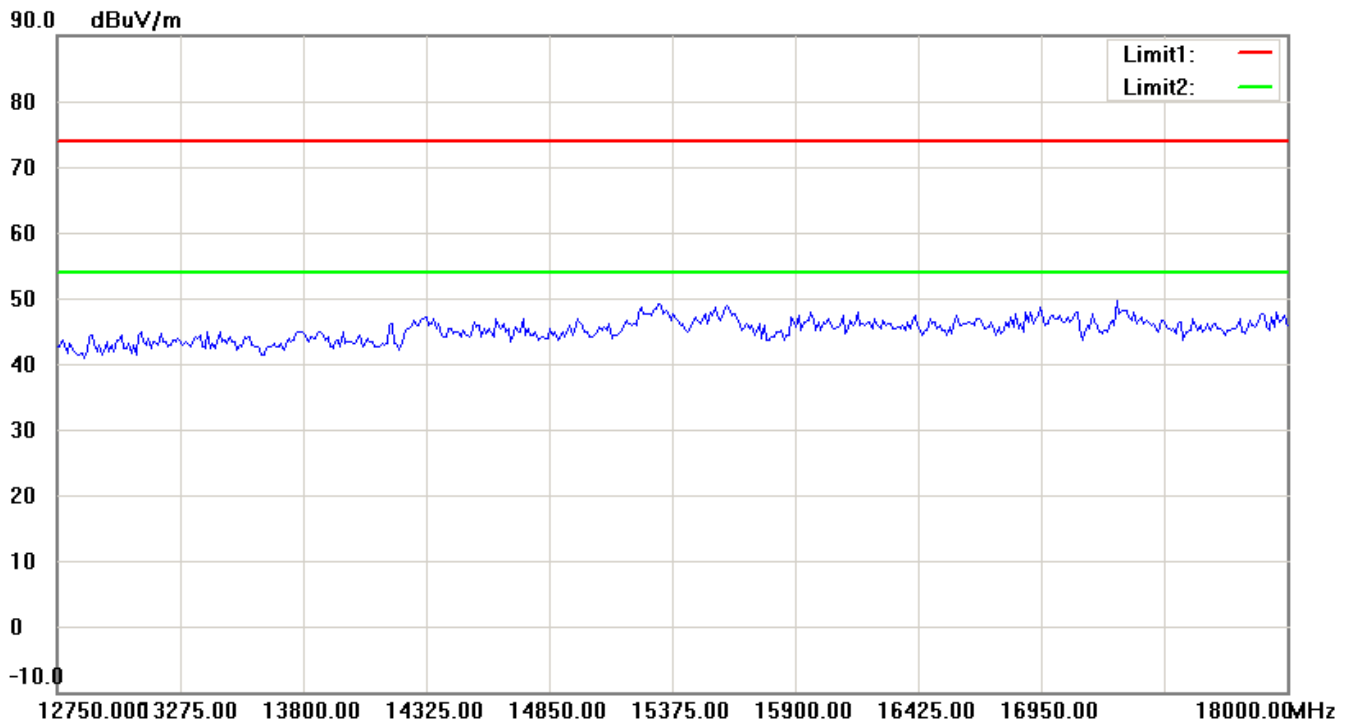
1. The attached measurement plots are preliminarily pre-scanned with peak detector for determining the final checking frequencies and are for reference only.
2. The some frequencies may exceed the limit line without the specified detectors, but that cannot present the results are failed to the specification of test standard.
3. For corrected test results are listed in the relevant table of radiated test data of this test report.



Worldwide Testing Services(Taiwan) Co., Ltd.

Registration number: W6M21307-13349-FCC

FCC ID: Q7A66000W00



Up Line: Peak Limit Line Down Line: Ave Limit Line

Note:

1. The attached measurement plots are preliminarily pre-scanned with peak detector for determining the final checking frequencies and are for reference only.
2. The some frequencies may exceed the limit line without the specified detectors, but that cannot present the results are failed to the specification of test standard.
3. For corrected test results are listed in the relevant table of radiated test data of this test report.

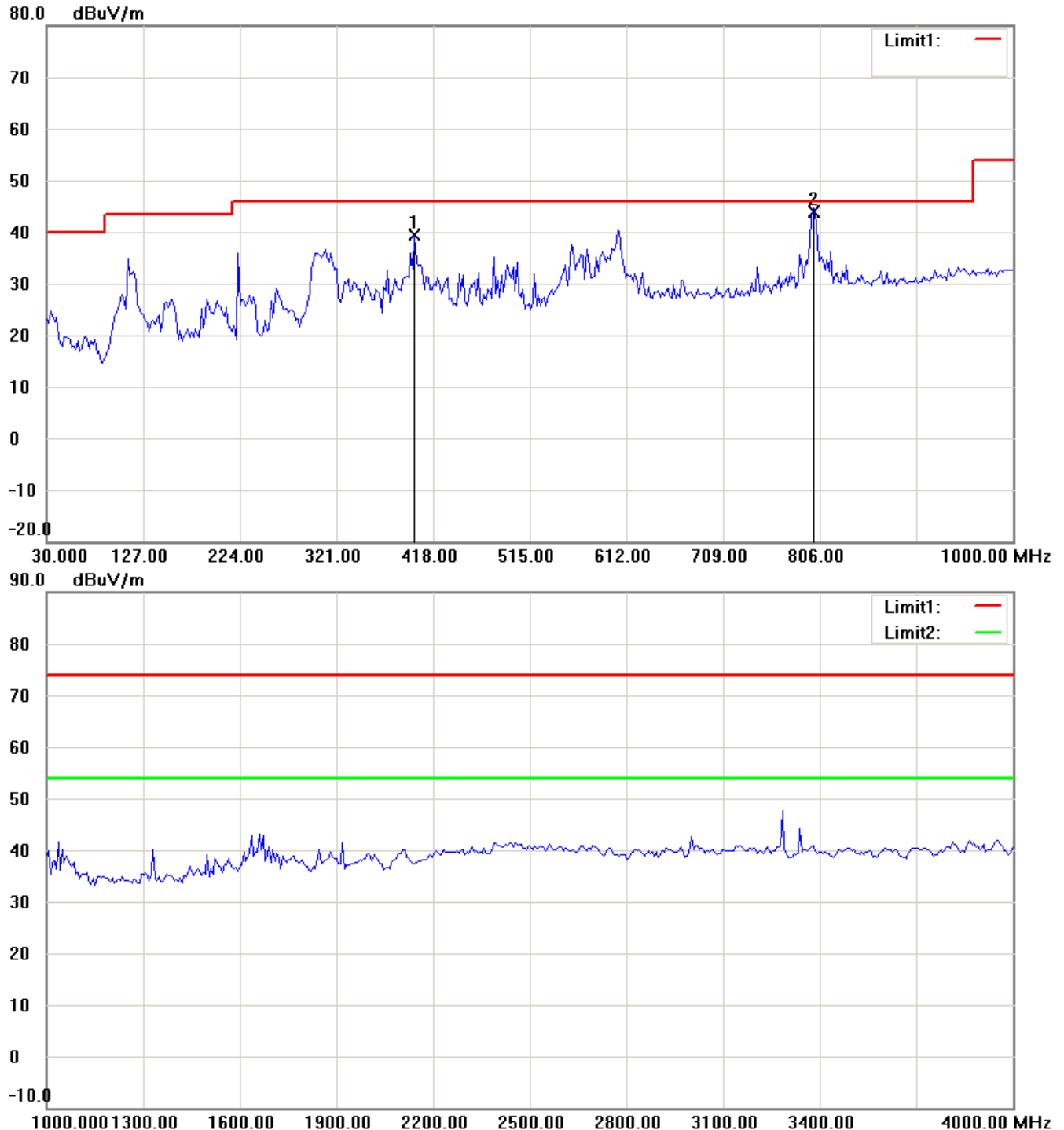


Worldwide Testing Services(Taiwan) Co., Ltd.

Registration number: W6M21307-13349-FCC
FCC ID: Q7A66000W00

TX 802.11n 40MHz CH7

Antenna Polarization H



Up Line: Peak Limit Line Down Line: Ave Limit Line

Note:

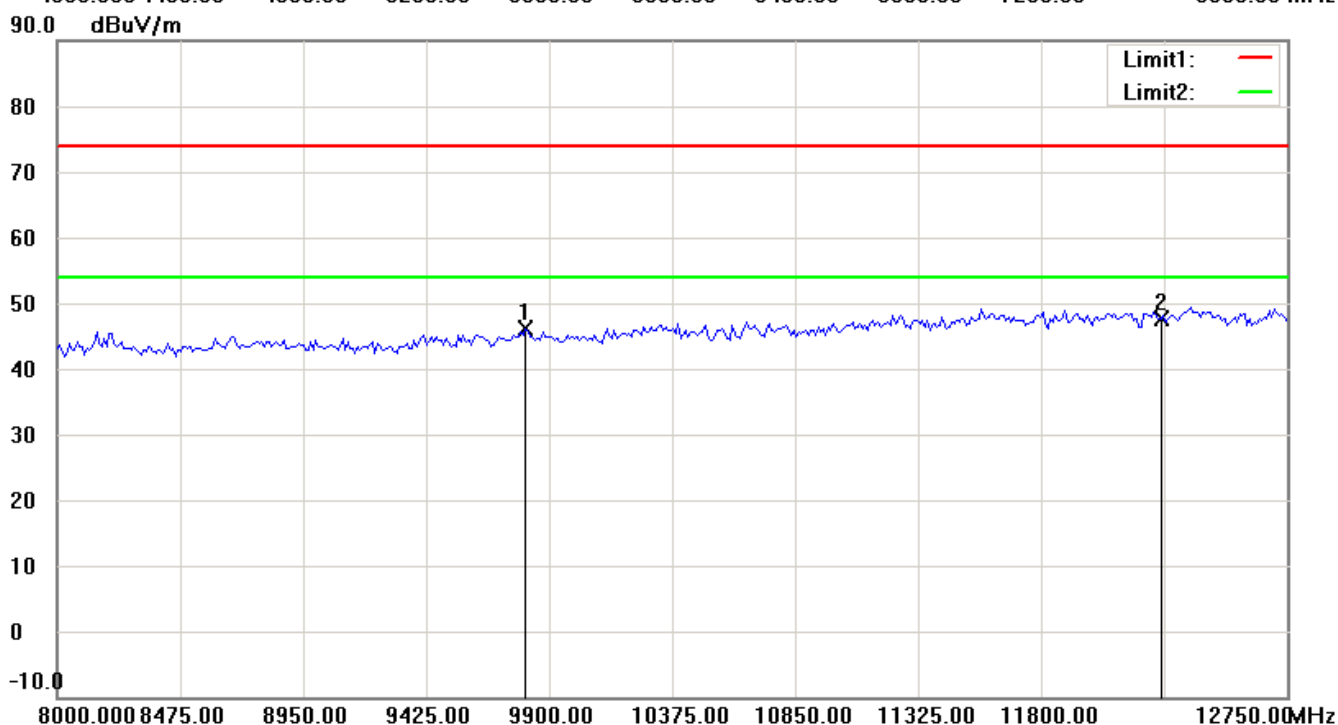
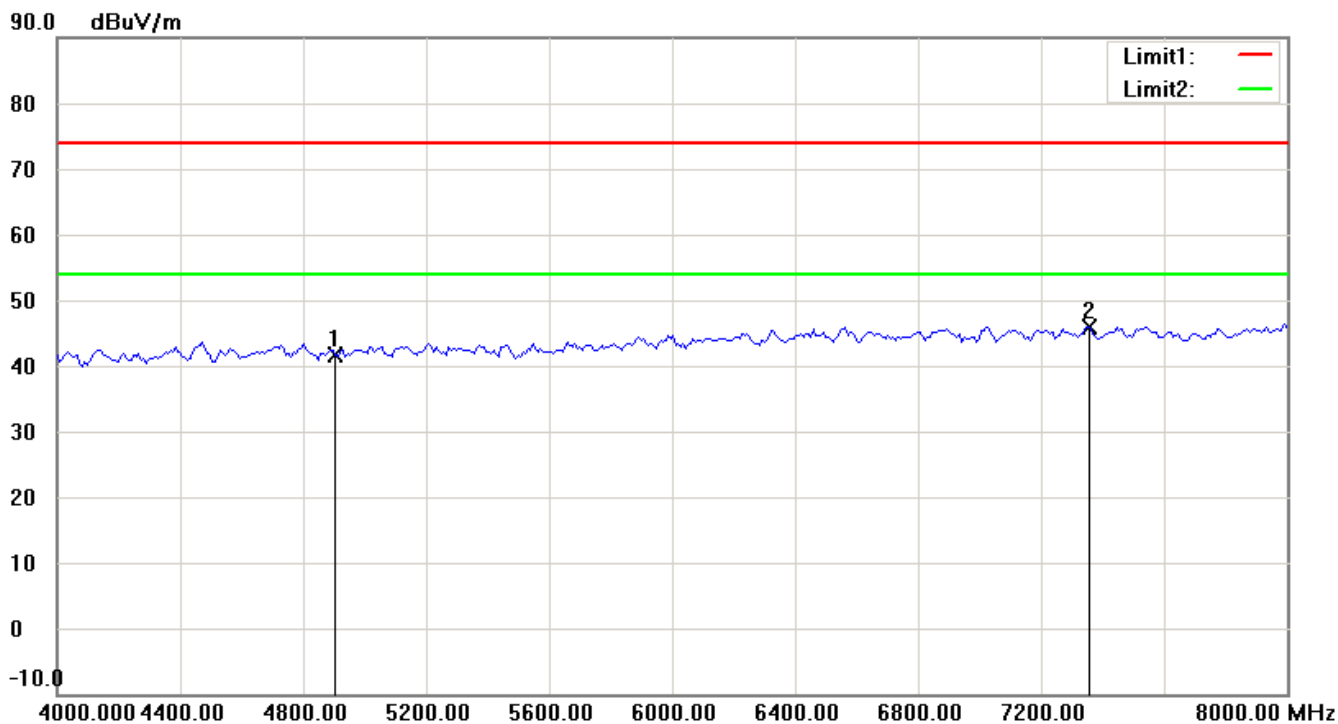
1. The attached measurement plots are preliminarily pre-scanned with peak detector for determining the final checking frequencies and are for reference only.
2. The some frequencies may exceed the limit line without the specified detectors, but that cannot present the results are failed to the specification of test standard.
3. For corrected test results are listed in the relevant table of radiated test data of this test report.



Worldwide Testing Services(Taiwan) Co., Ltd.

Registration number: W6M21307-13349-FCC

FCC ID: Q7A66000W00



Up Line: Peak Limit Line Down Line: Ave Limit Line

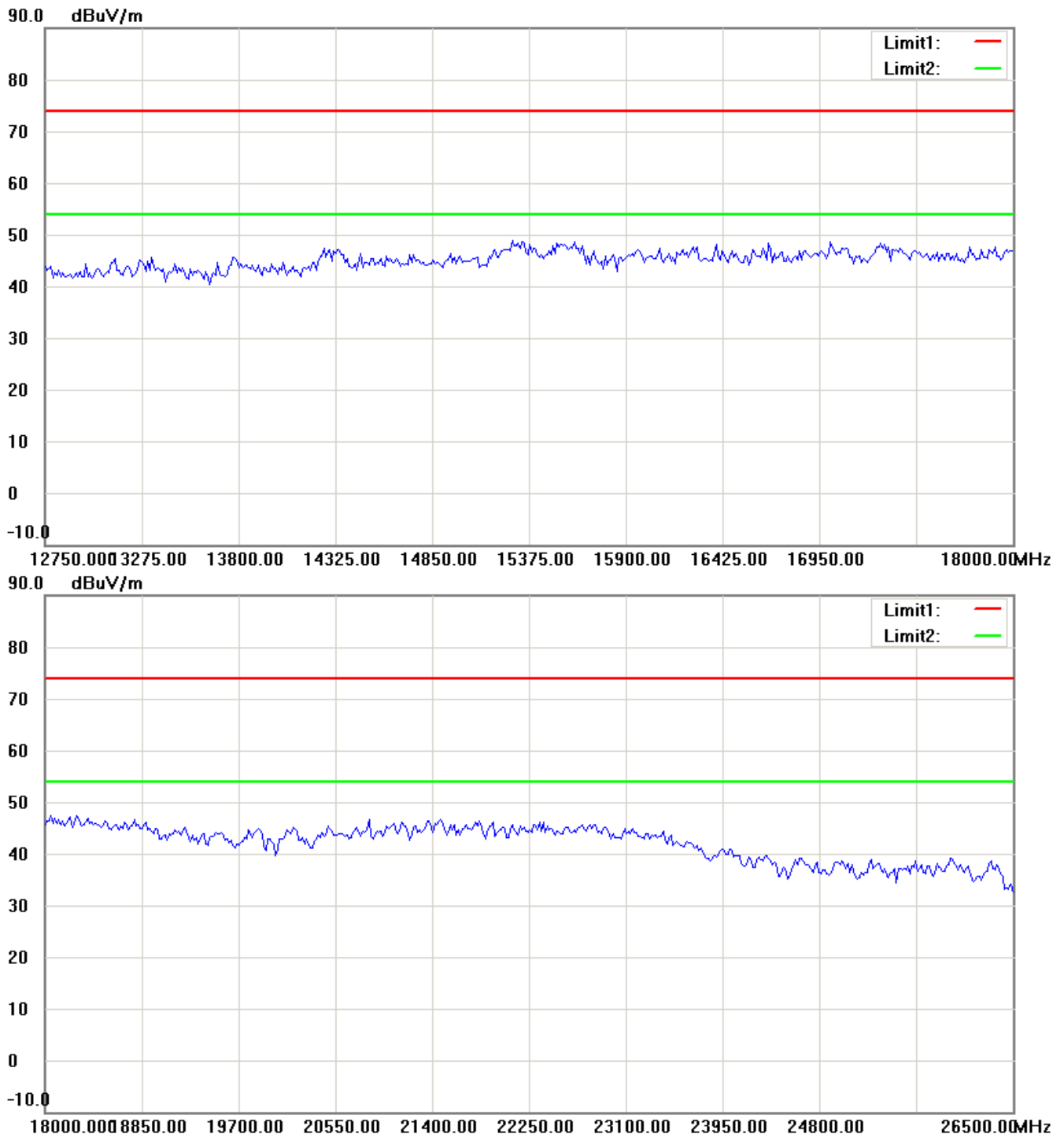
Note:

1. The attached measurement plots are preliminarily pre-scanned with peak detector for determining the final checking frequencies and are for reference only.
2. The some frequencies may exceed the limit line without the specified detectors, but that cannot present the results are failed to the specification of test standard.
3. For corrected test results are listed in the relevant table of radiated test data of this test report.



Worldwide Testing Services(Taiwan) Co., Ltd.

Registration number: W6M21307-13349-FCC
FCC ID: Q7A66000W00



Up Line: Peak Limit Line Down Line: Ave Limit Line

Note:

1. The attached measurement plots are preliminarily pre-scanned with peak detector for determining the final checking frequencies and are for reference only.
2. The some frequencies may exceed the limit line without the specified detectors, but that cannot present the results are failed to the specification of test standard.
3. For corrected test results are listed in the relevant table of radiated test data of this test report.

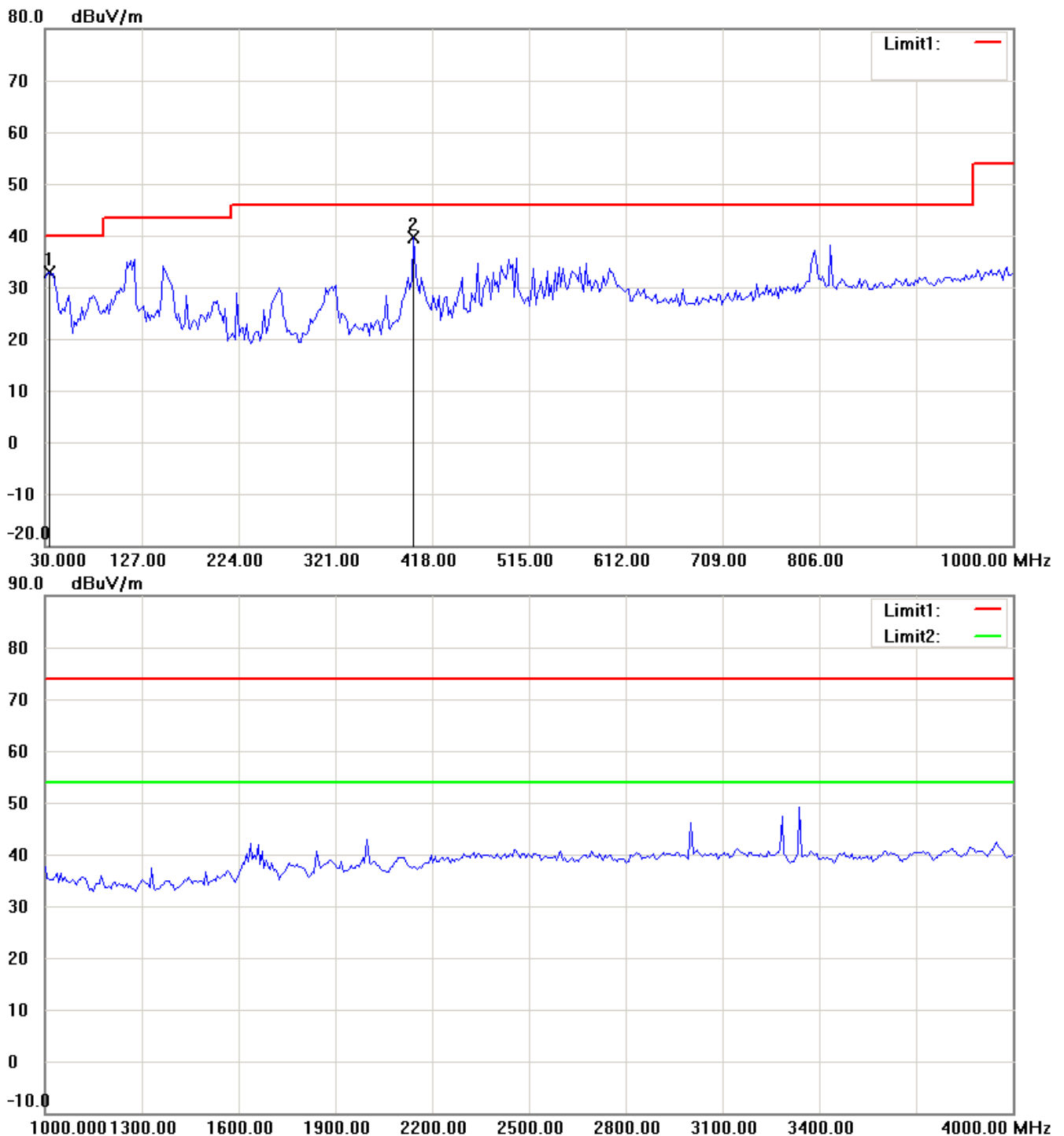


Worldwide Testing Services(Taiwan) Co., Ltd.

Registration number: W6M21307-13349-FCC

FCC ID: Q7A66000W00

Antenna Polarization V



Up Line: Peak Limit Line Down Line: Ave Limit Line

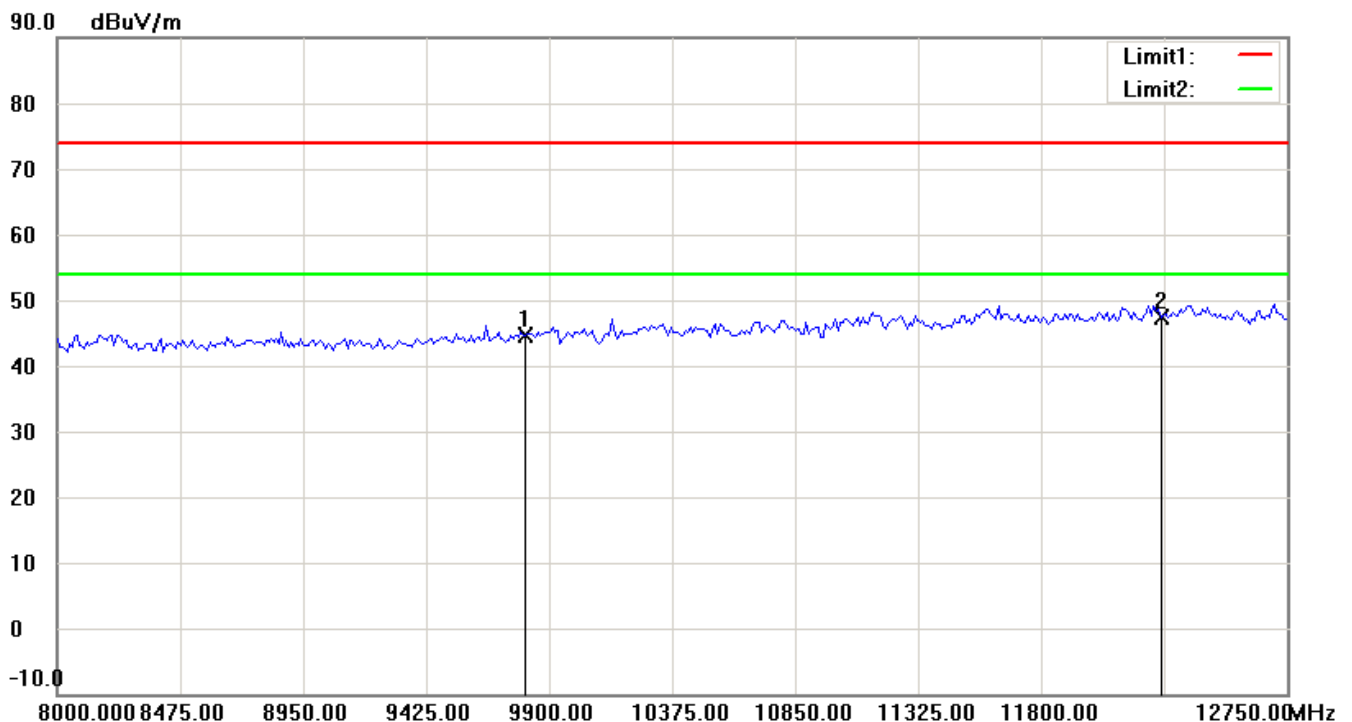
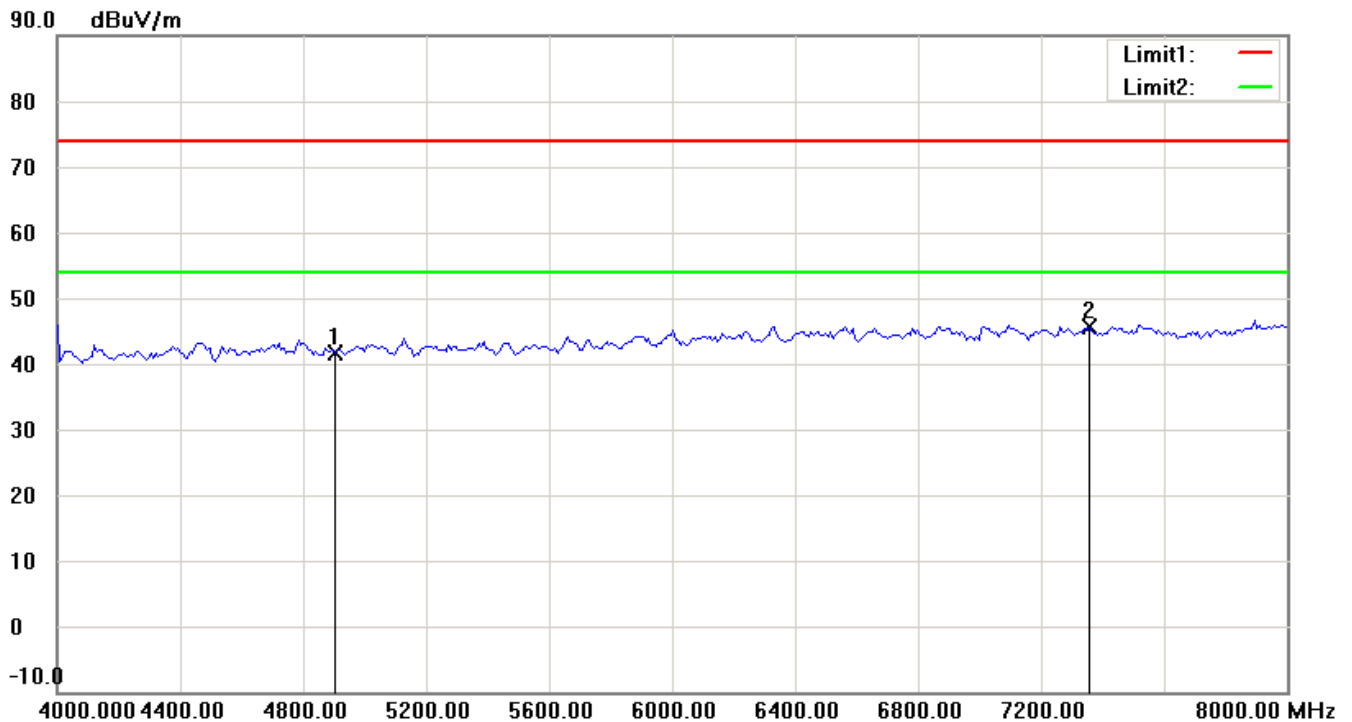
Note:

1. The attached measurement plots are preliminarily pre-scanned with peak detector for determining the final checking frequencies and are for reference only.
2. The some frequencies may exceed the limit line without the specified detectors, but that cannot present the results are failed to the specification of test standard.
3. For corrected test results are listed in the relevant table of radiated test data of this test report.



Worldwide Testing Services(Taiwan) Co., Ltd.

Registration number: W6M21307-13349-FCC
FCC ID: Q7A66000W00



Up Line: Peak Limit Line Down Line: Ave Limit Line

Note:

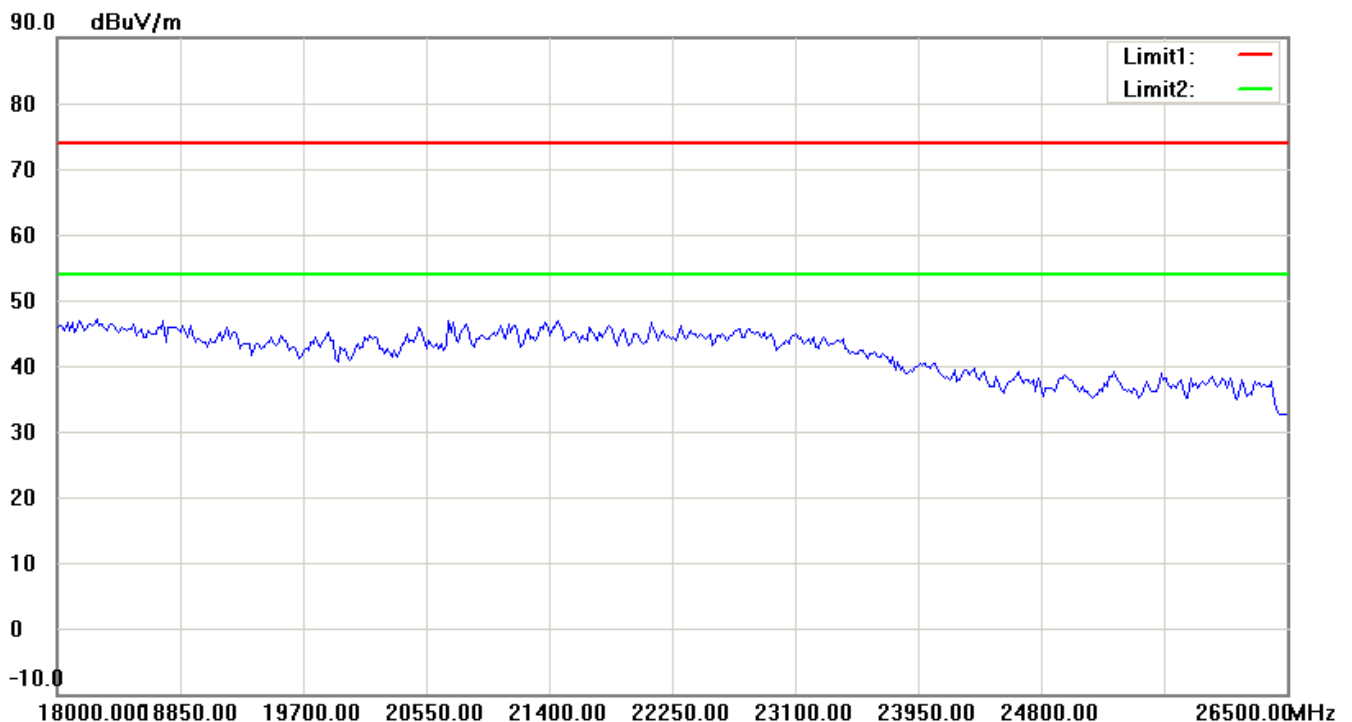
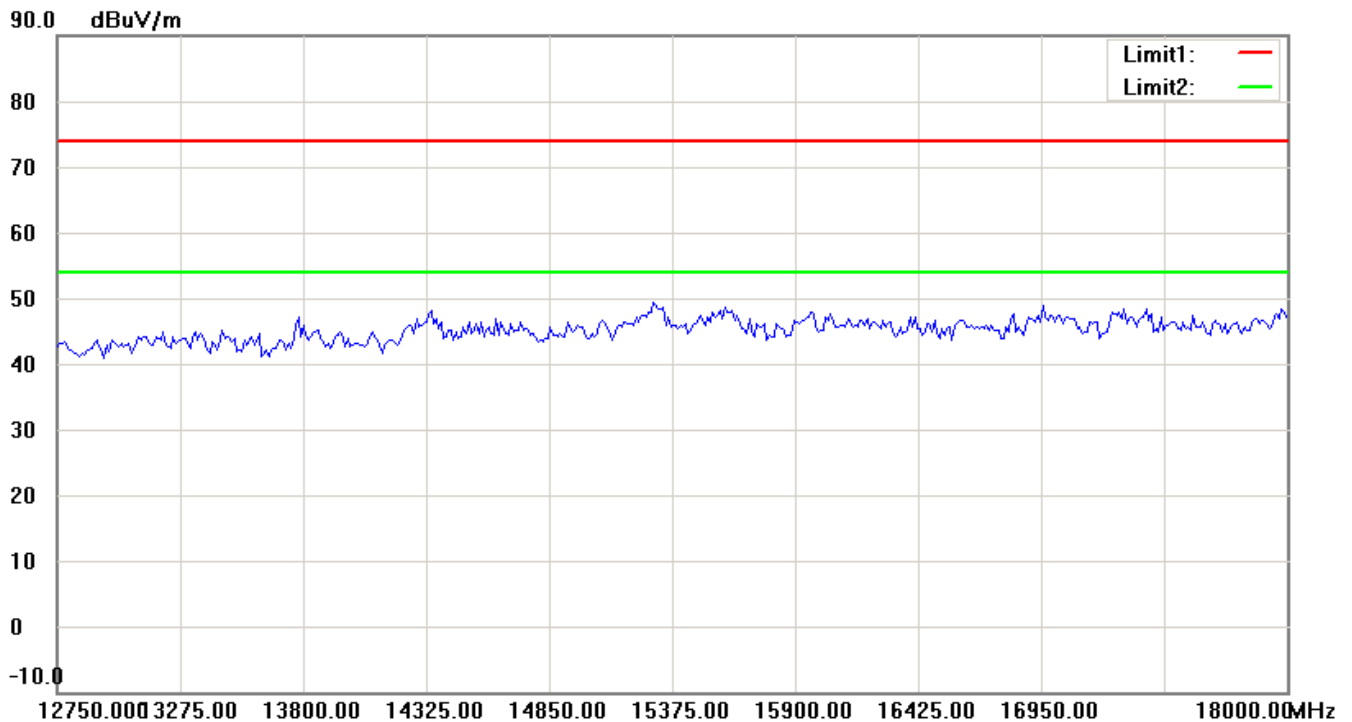
1. The attached measurement plots are preliminarily pre-scanned with peak detector for determining the final checking frequencies and are for reference only.
2. The some frequencies may exceed the limit line without the specified detectors, but that cannot present the results are failed to the specification of test standard.
3. For corrected test results are listed in the relevant table of radiated test data of this test report.



Worldwide Testing Services(Taiwan) Co., Ltd.

Registration number: W6M21307-13349-FCC

FCC ID: Q7A66000W00



Up Line: Peak Limit Line Down Line: Ave Limit Line

Note:

1. The attached measurement plots are preliminarily pre-scanned with peak detector for determining the final checking frequencies and are for reference only.
2. The some frequencies may exceed the limit line without the specified detectors, but that cannot present the results are failed to the specification of test standard.
3. For corrected test results are listed in the relevant table of radiated test data of this test report.



Worldwide Testing Services(Taiwan) Co., Ltd.

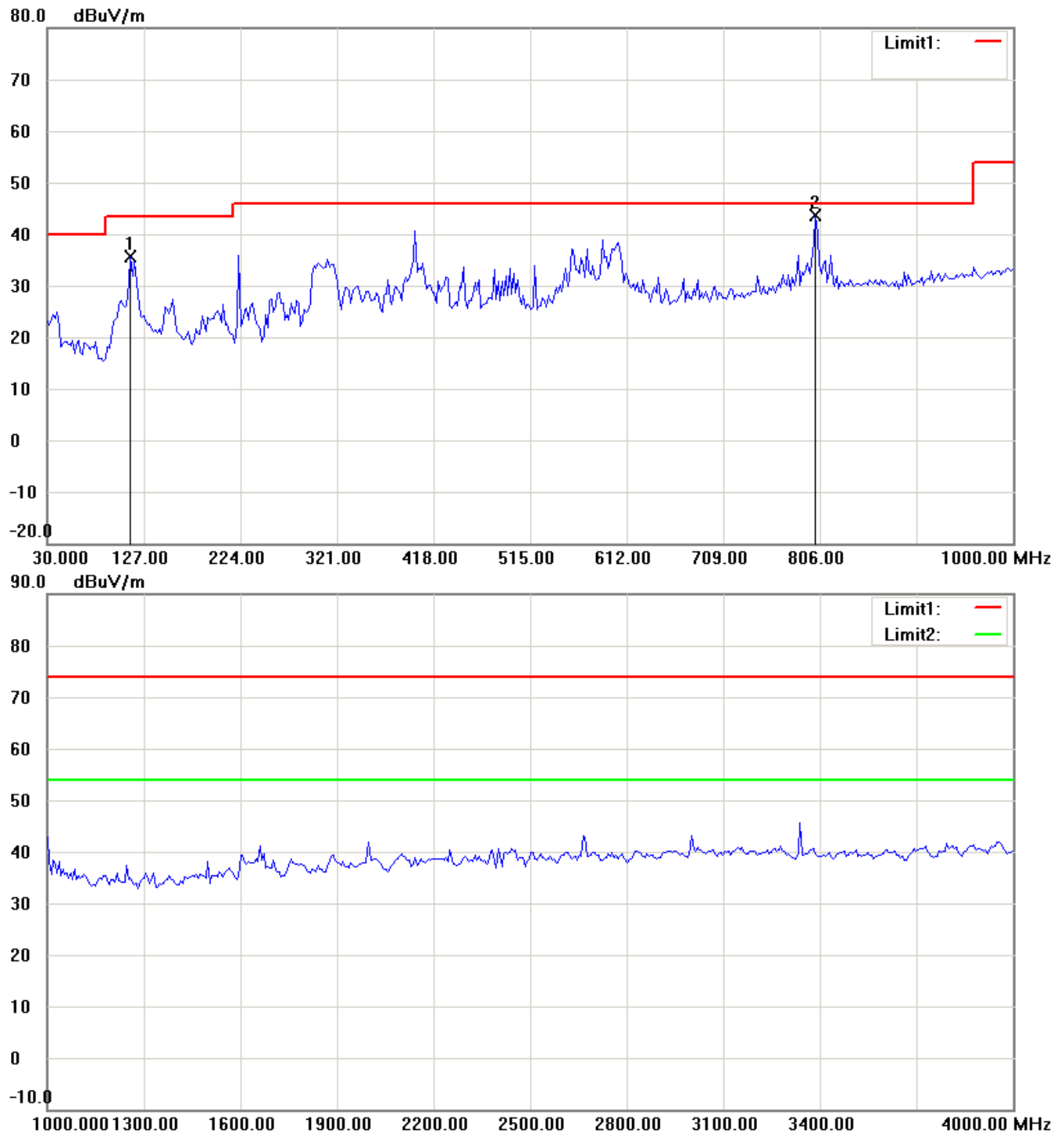
Registration number: W6M21307-13349-FCC

FCC ID: Q7A66000W00

Zigbee

TX 2425MHz

Antenna Polarization H



Up Line: Peak Limit Line Down Line: Ave Limit Line

Note:

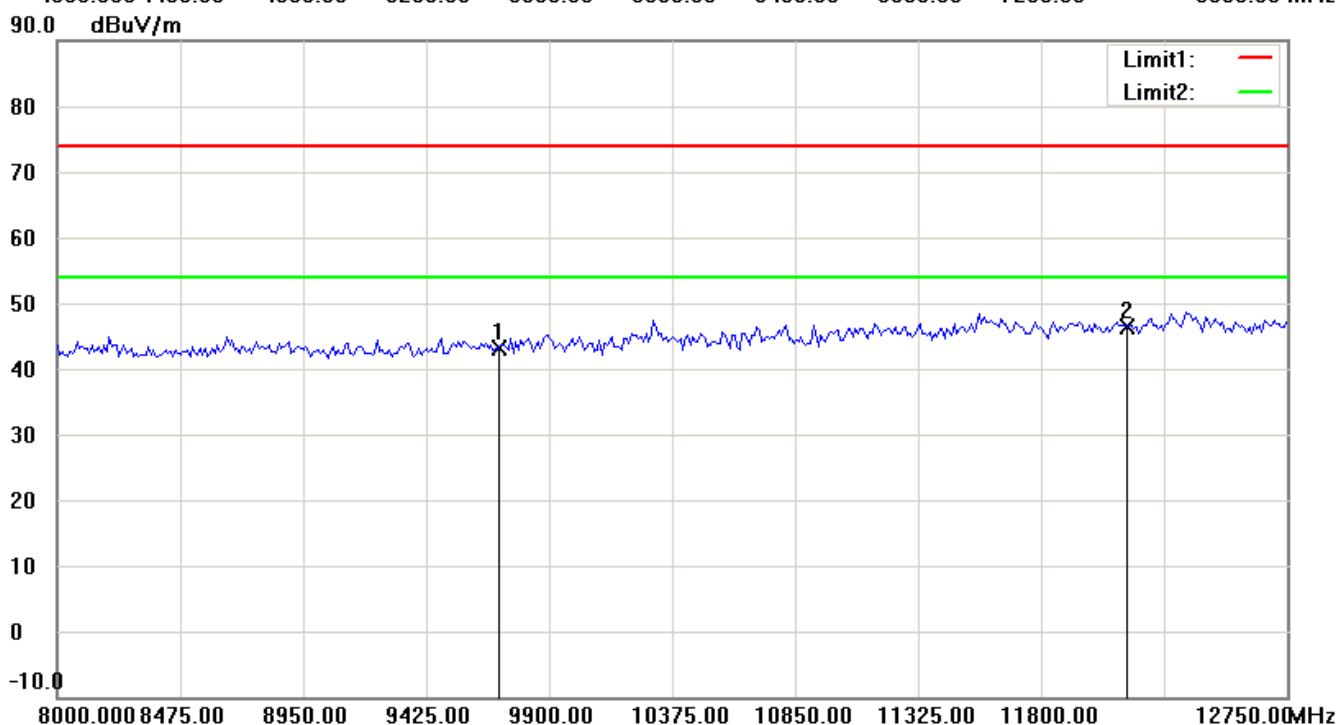
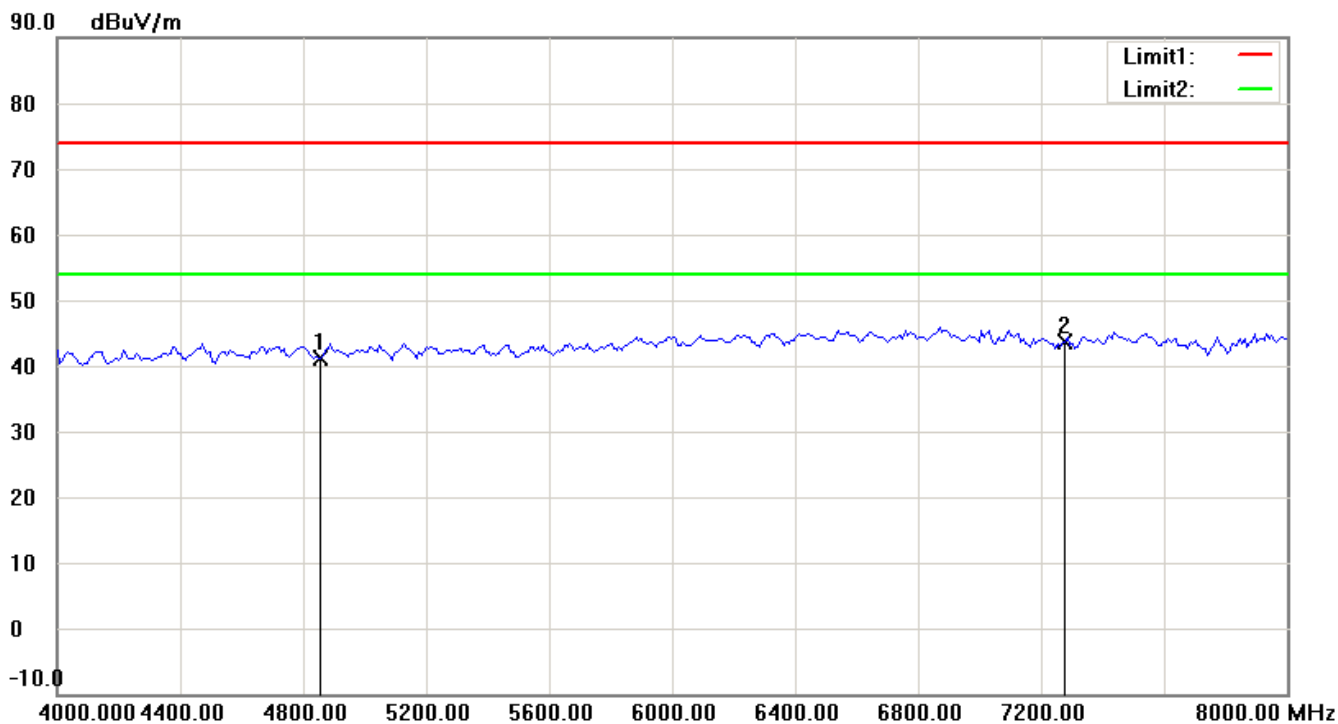
1. The attached measurement plots are preliminarily pre-scanned with peak detector for determining the final checking frequencies and are for reference only.
2. The some frequencies may exceed the limit line without the specified detectors, but that cannot present the results are failed to the specification of test standard.
3. For corrected test results are listed in the relevant table of radiated test data of this test report.



Worldwide Testing Services(Taiwan) Co., Ltd.

Registration number: W6M21307-13349-FCC

FCC ID: Q7A66000W00



Up Line: Peak Limit Line Down Line: Ave Limit Line

Note:

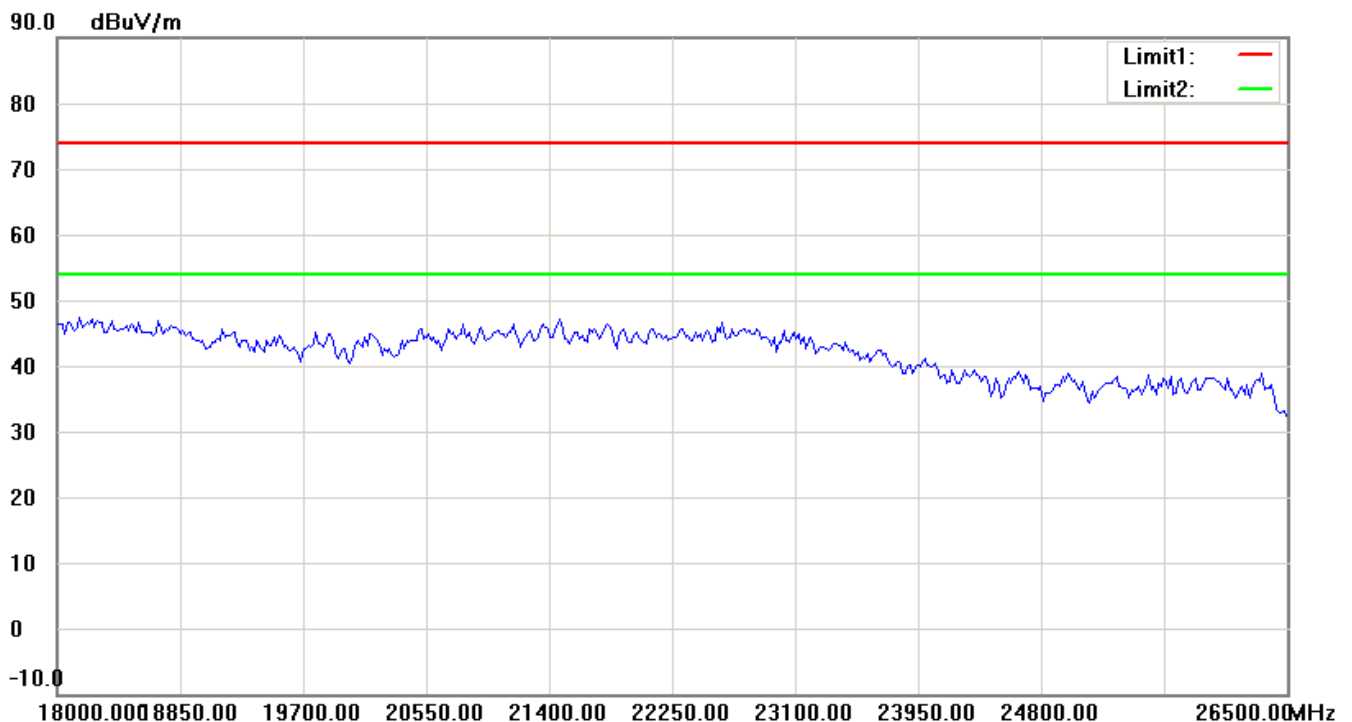
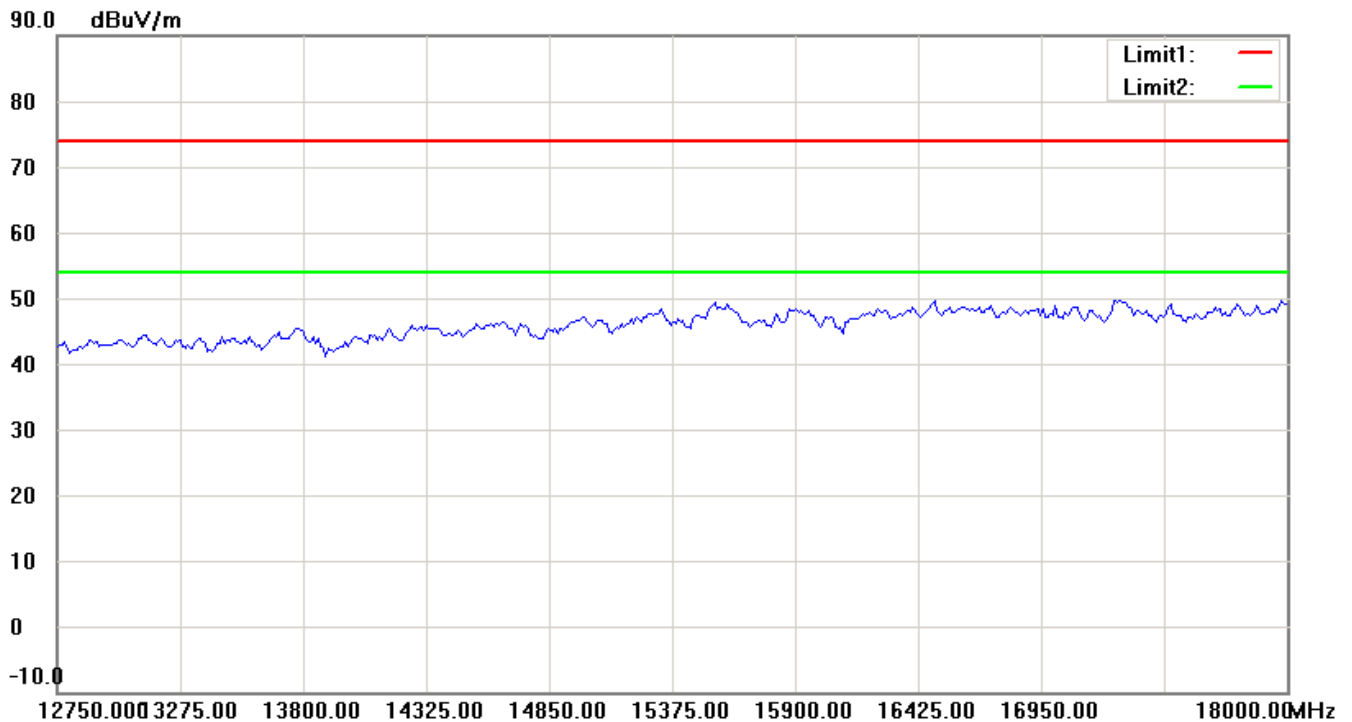
1. The attached measurement plots are preliminarily pre-scanned with peak detector for determining the final checking frequencies and are for reference only.
2. The some frequencies may exceed the limit line without the specified detectors, but that cannot present the results are failed to the specification of test standard.
3. For corrected test results are listed in the relevant table of radiated test data of this test report.



Worldwide Testing Services(Taiwan) Co., Ltd.

Registration number: W6M21307-13349-FCC

FCC ID: Q7A66000W00



Up Line: Peak Limit Line Down Line: Ave Limit Line

Note:

1. The attached measurement plots are preliminarily pre-scanned with peak detector for determining the final checking frequencies and are for reference only.
2. The some frequencies may exceed the limit line without the specified detectors, but that cannot present the results are failed to the specification of test standard.
3. For corrected test results are listed in the relevant table of radiated test data of this test report.

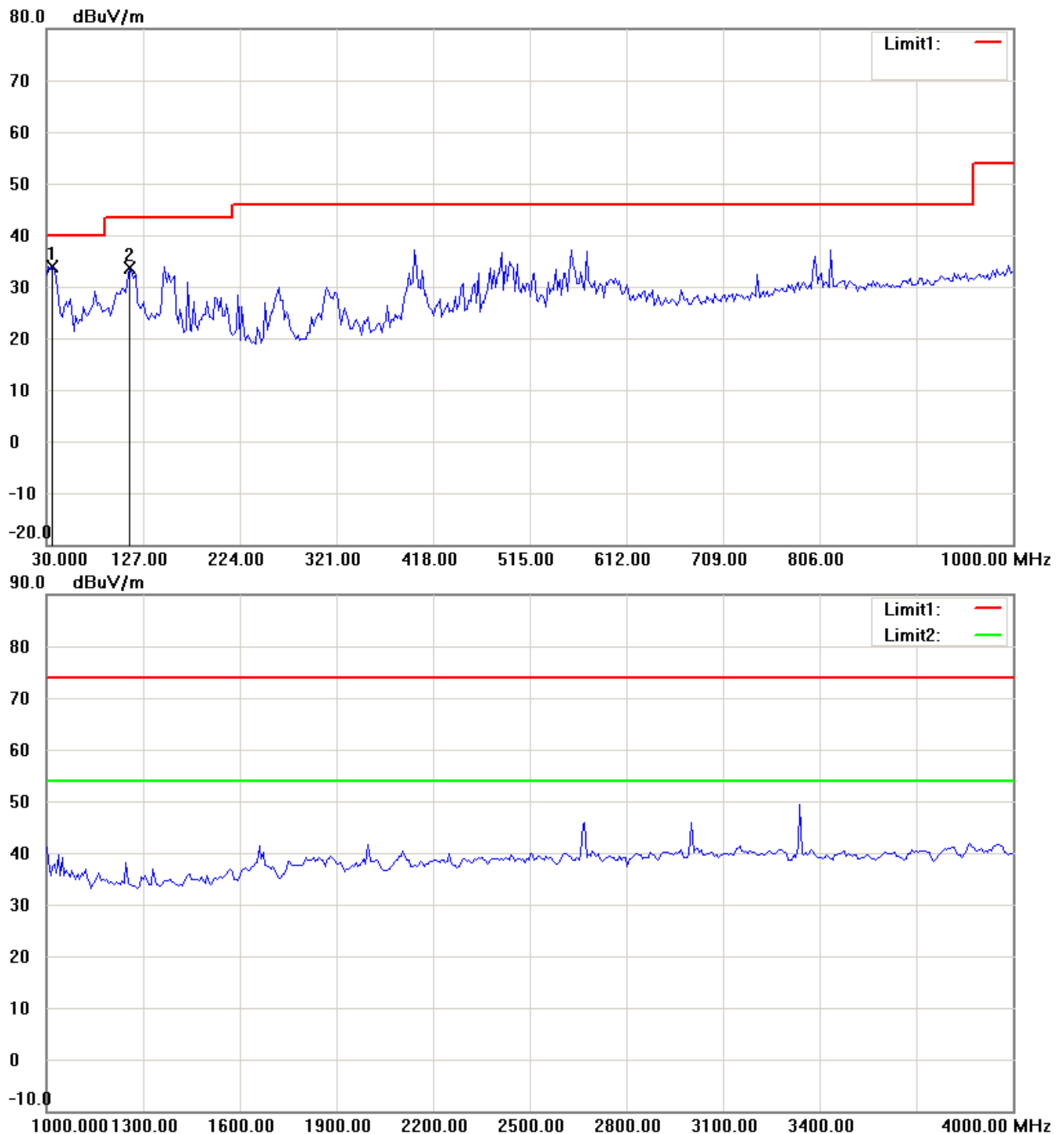


Worldwide Testing Services(Taiwan) Co., Ltd.

Registration number: W6M21307-13349-FCC

FCC ID: Q7A66000W00

Antenna Polarization V



Up Line: Peak Limit Line Down Line: Ave Limit Line

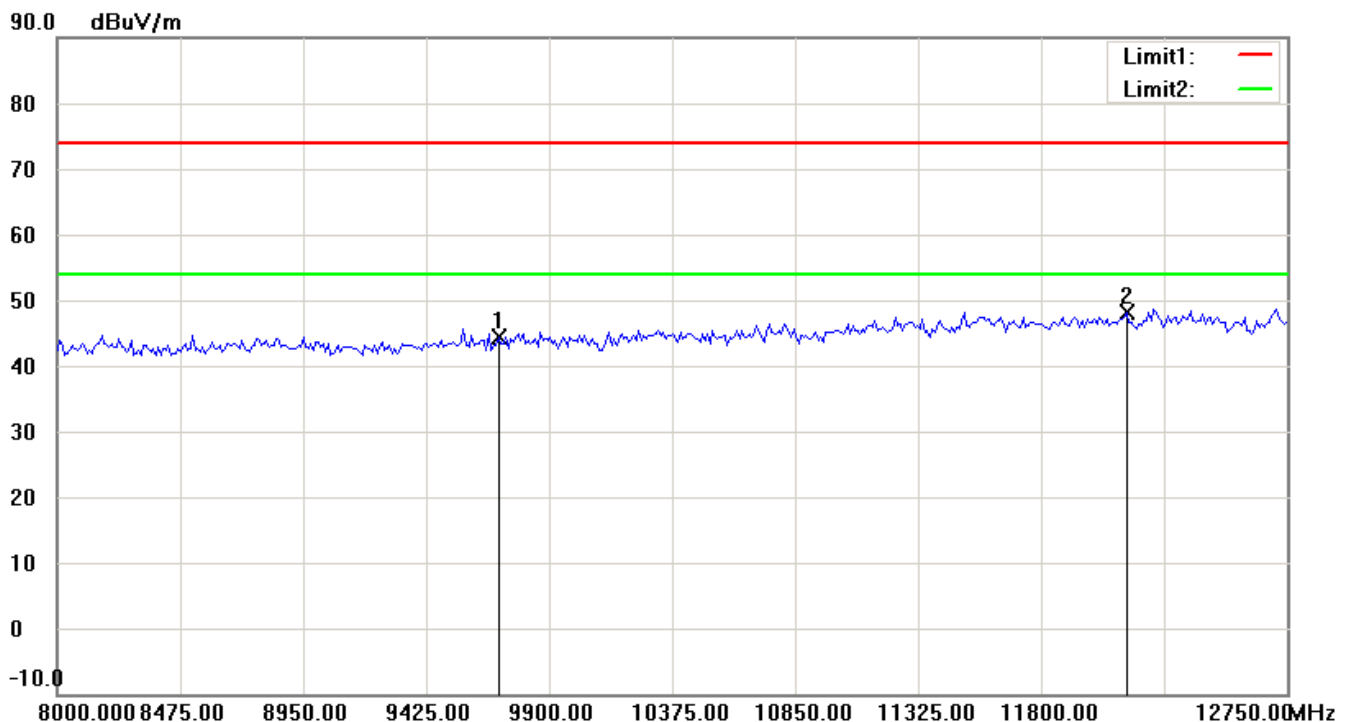
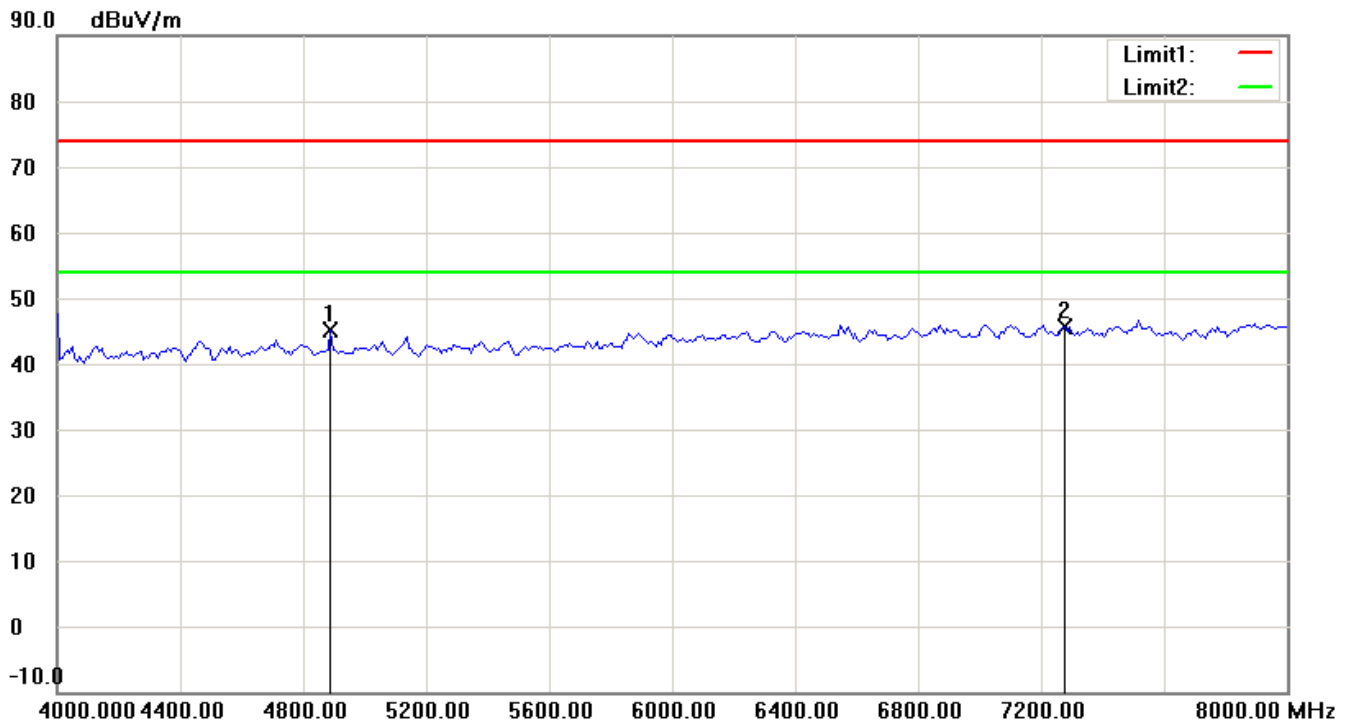
Note:

1. The attached measurement plots are preliminarily pre-scanned with peak detector for determining the final checking frequencies and are for reference only.
2. The some frequencies may exceed the limit line without the specified detectors, but that cannot present the results are failed to the specification of test standard.
3. For corrected test results are listed in the relevant table of radiated test data of this test report.



Worldwide Testing Services(Taiwan) Co., Ltd.

Registration number: W6M21307-13349-FCC
FCC ID: Q7A66000W00



Up Line: Peak Limit Line Down Line: Ave Limit Line

Note:

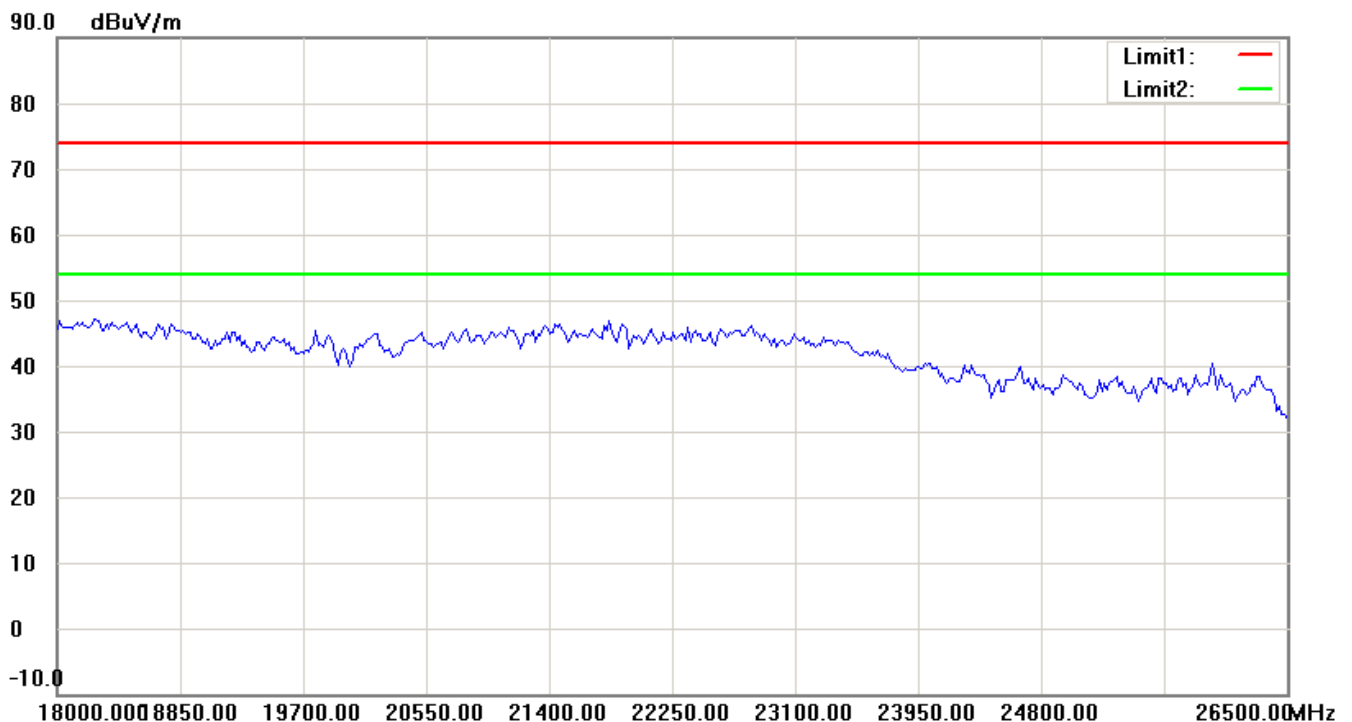
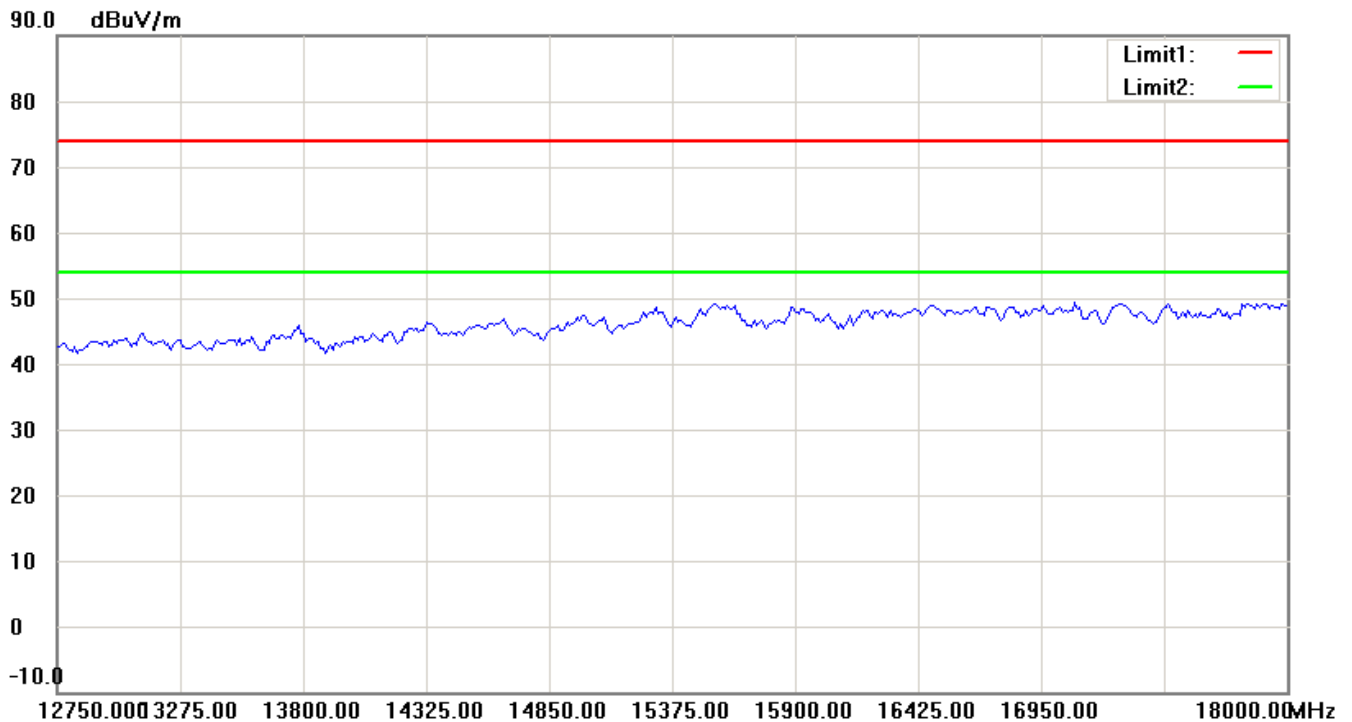
1. The attached measurement plots are preliminarily pre-scanned with peak detector for determining the final checking frequencies and are for reference only.
2. The some frequencies may exceed the limit line without the specified detectors, but that cannot present the results are failed to the specification of test standard.
3. For corrected test results are listed in the relevant table of radiated test data of this test report.



Worldwide Testing Services(Taiwan) Co., Ltd.

Registration number: W6M21307-13349-FCC

FCC ID: Q7A66000W00



Up Line: Peak Limit Line Down Line: Ave Limit Line

Note:

1. The attached measurement plots are preliminarily pre-scanned with peak detector for determining the final checking frequencies and are for reference only.
2. The some frequencies may exceed the limit line without the specified detectors, but that cannot present the results are failed to the specification of test standard.
3. For corrected test results are listed in the relevant table of radiated test data of this test report.

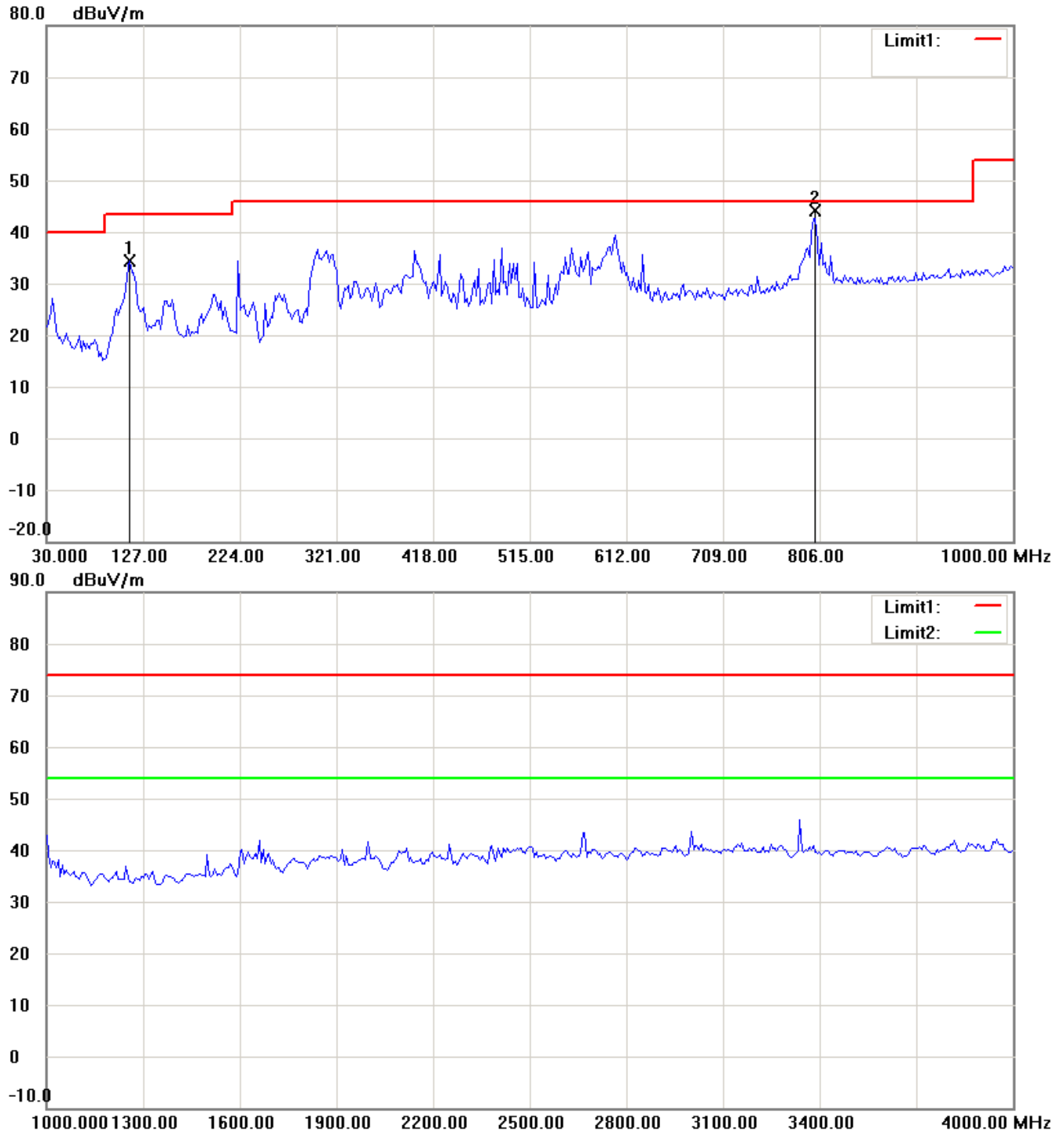


Worldwide Testing Services(Taiwan) Co., Ltd.

Registration number: W6M21307-13349-FCC
FCC ID: Q7A66000W00

TX 2450MHz

Antenna Polarization H



Up Line: Peak Limit Line Down Line: Ave Limit Line

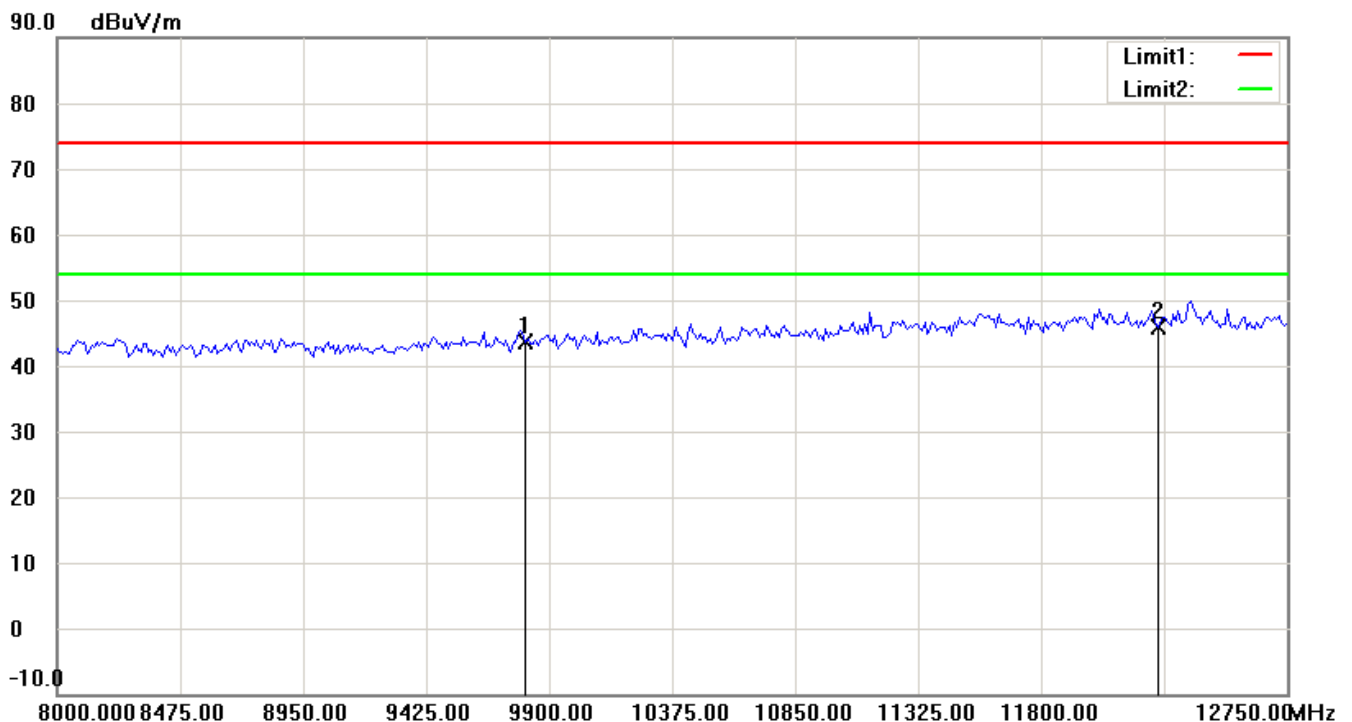
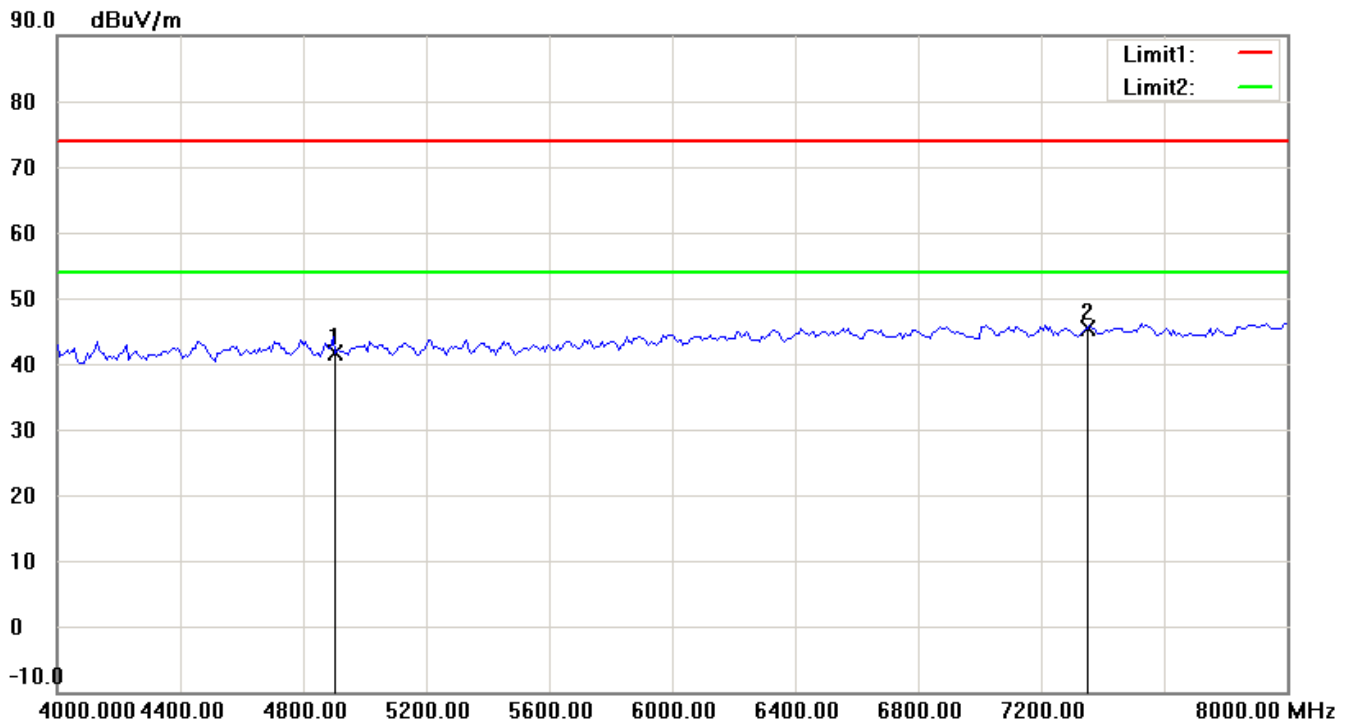
Note:

1. The attached measurement plots are preliminarily pre-scanned with peak detector for determining the final checking frequencies and are for reference only.
2. The some frequencies may exceed the limit line without the specified detectors, but that cannot present the results are failed to the specification of test standard.
3. For corrected test results are listed in the relevant table of radiated test data of this test report.



Worldwide Testing Services(Taiwan) Co., Ltd.

Registration number: W6M21307-13349-FCC
FCC ID: Q7A66000W00



Up Line: Peak Limit Line Down Line: Ave Limit Line

Note:

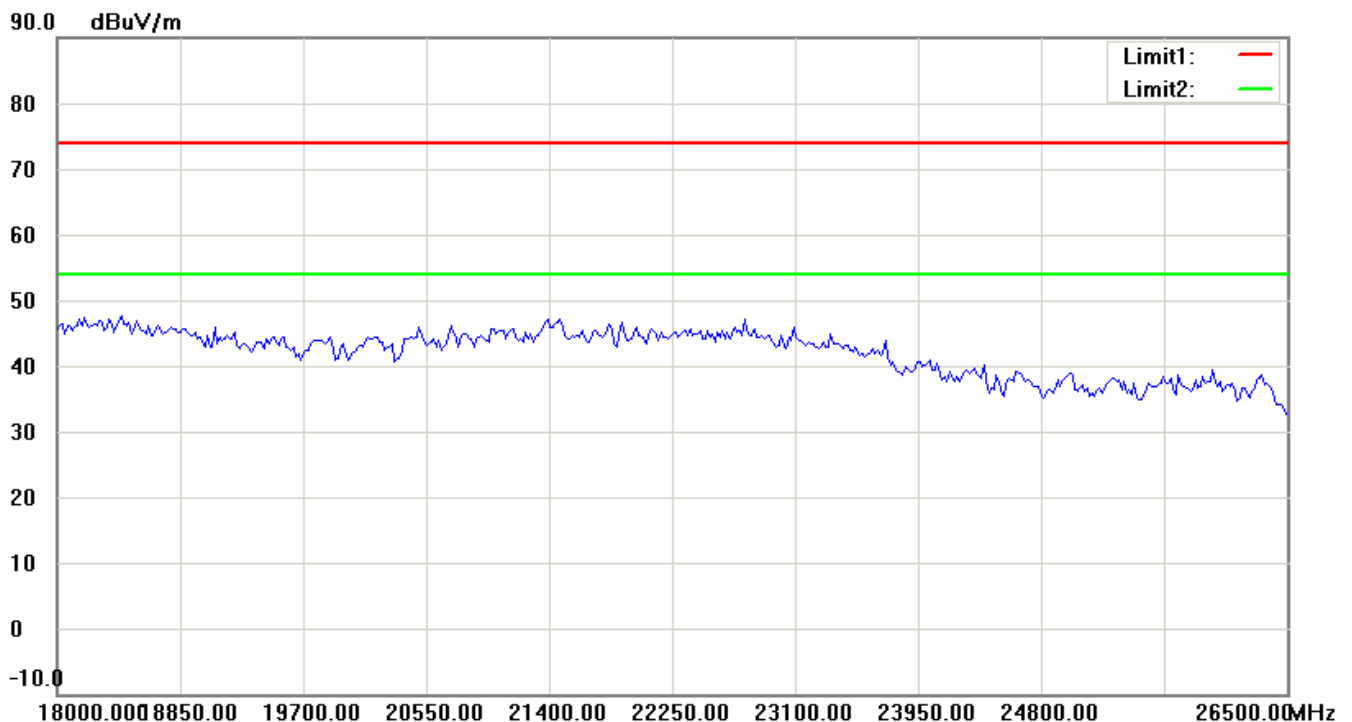
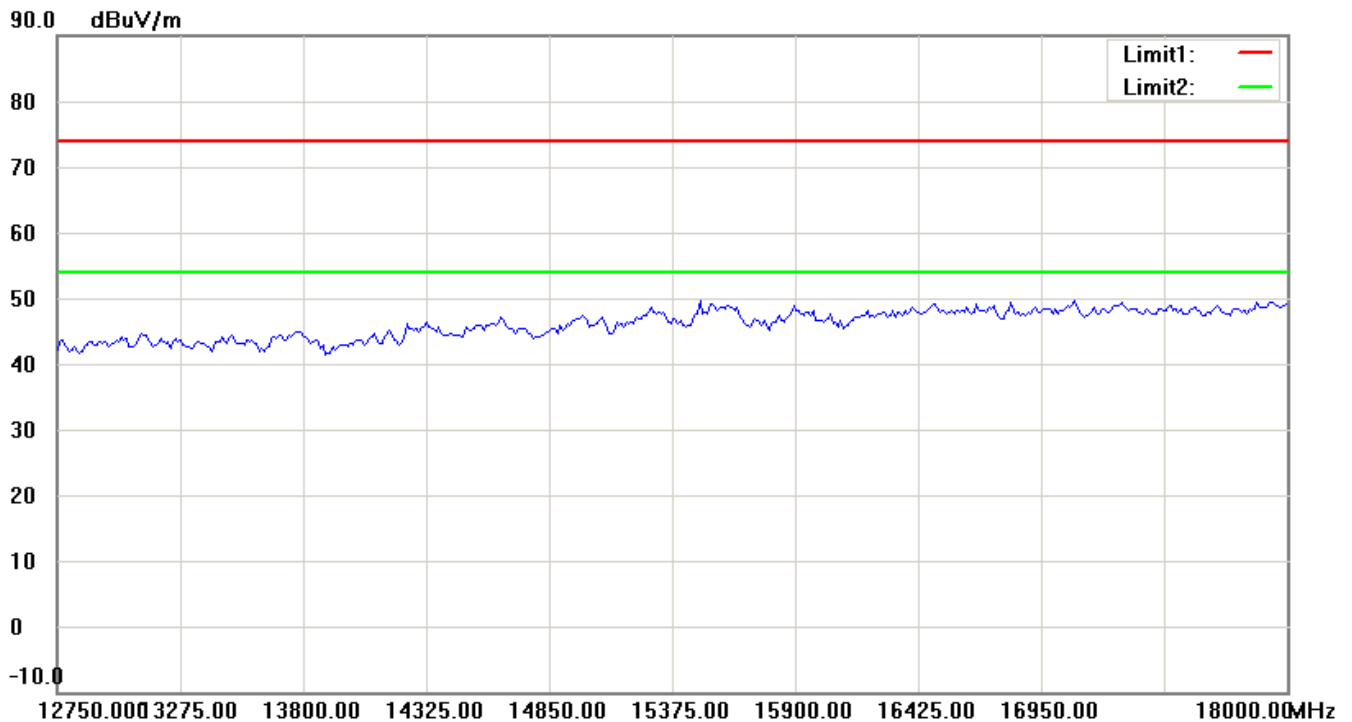
1. The attached measurement plots are preliminarily pre-scanned with peak detector for determining the final checking frequencies and are for reference only.
2. The some frequencies may exceed the limit line without the specified detectors, but that cannot present the results are failed to the specification of test standard.
3. For corrected test results are listed in the relevant table of radiated test data of this test report.



Worldwide Testing Services(Taiwan) Co., Ltd.

Registration number: W6M21307-13349-FCC

FCC ID: Q7A66000W00



Up Line: Peak Limit Line Down Line: Ave Limit Line

Note:

1. The attached measurement plots are preliminarily pre-scanned with peak detector for determining the final checking frequencies and are for reference only.
2. The some frequencies may exceed the limit line without the specified detectors, but that cannot present the results are failed to the specification of test standard.
3. For corrected test results are listed in the relevant table of radiated test data of this test report.

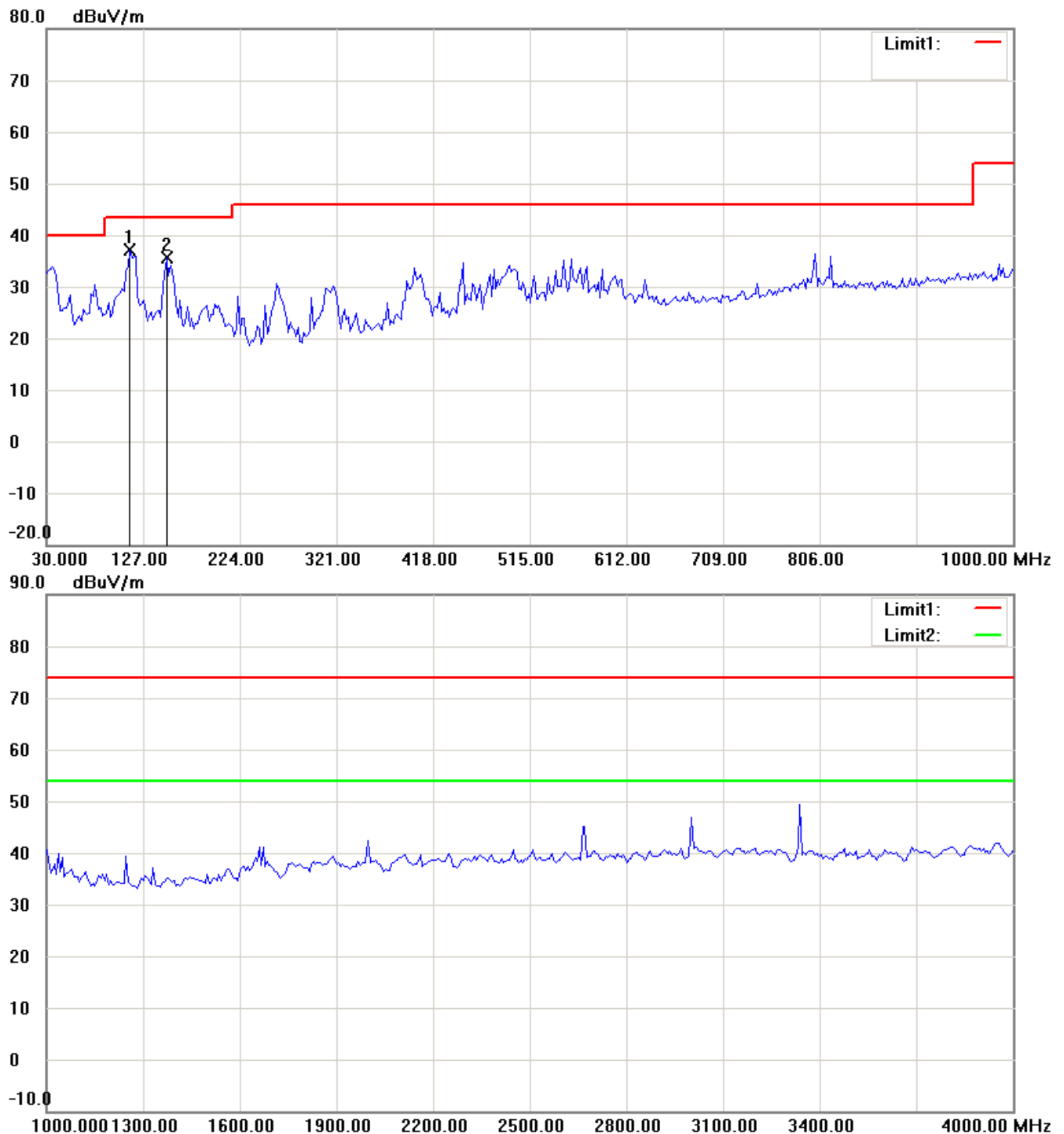


Worldwide Testing Services(Taiwan) Co., Ltd.

Registration number: W6M21307-13349-FCC

FCC ID: Q7A66000W00

Antenna Polarization V



Up Line: Peak Limit Line Down Line: Ave Limit Line

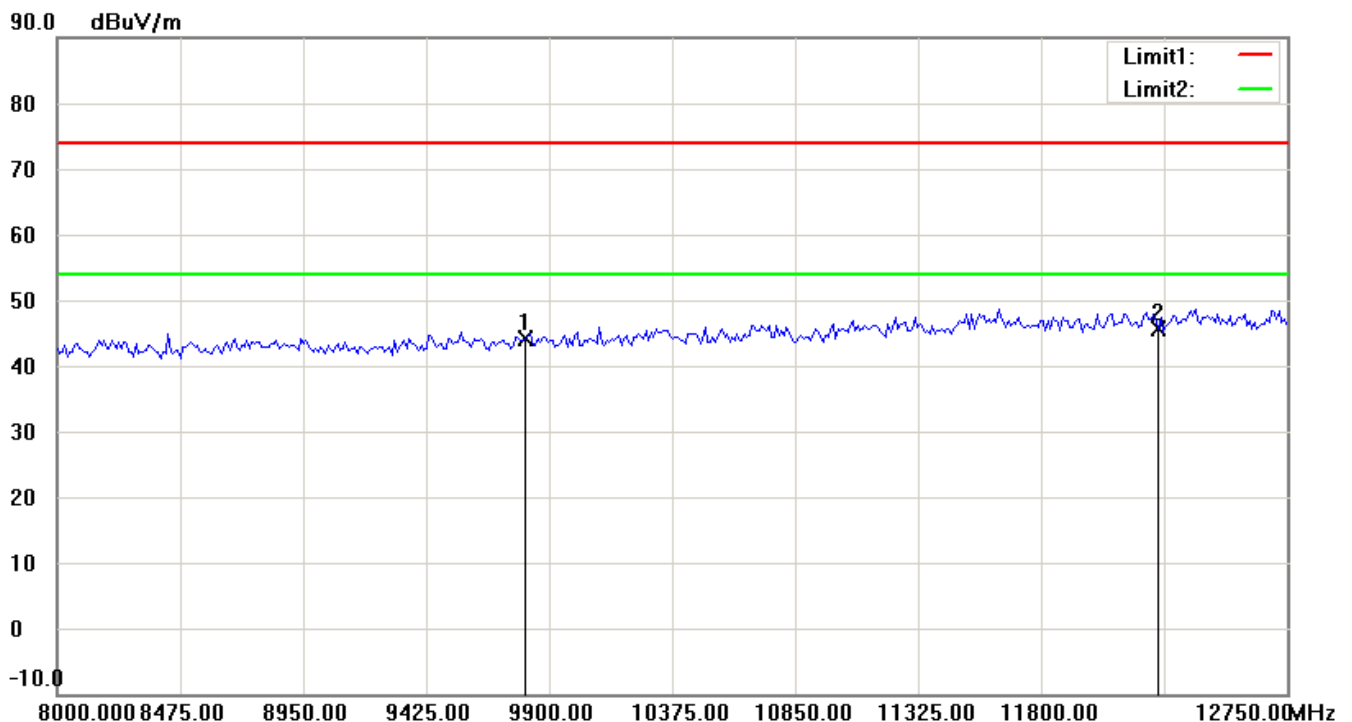
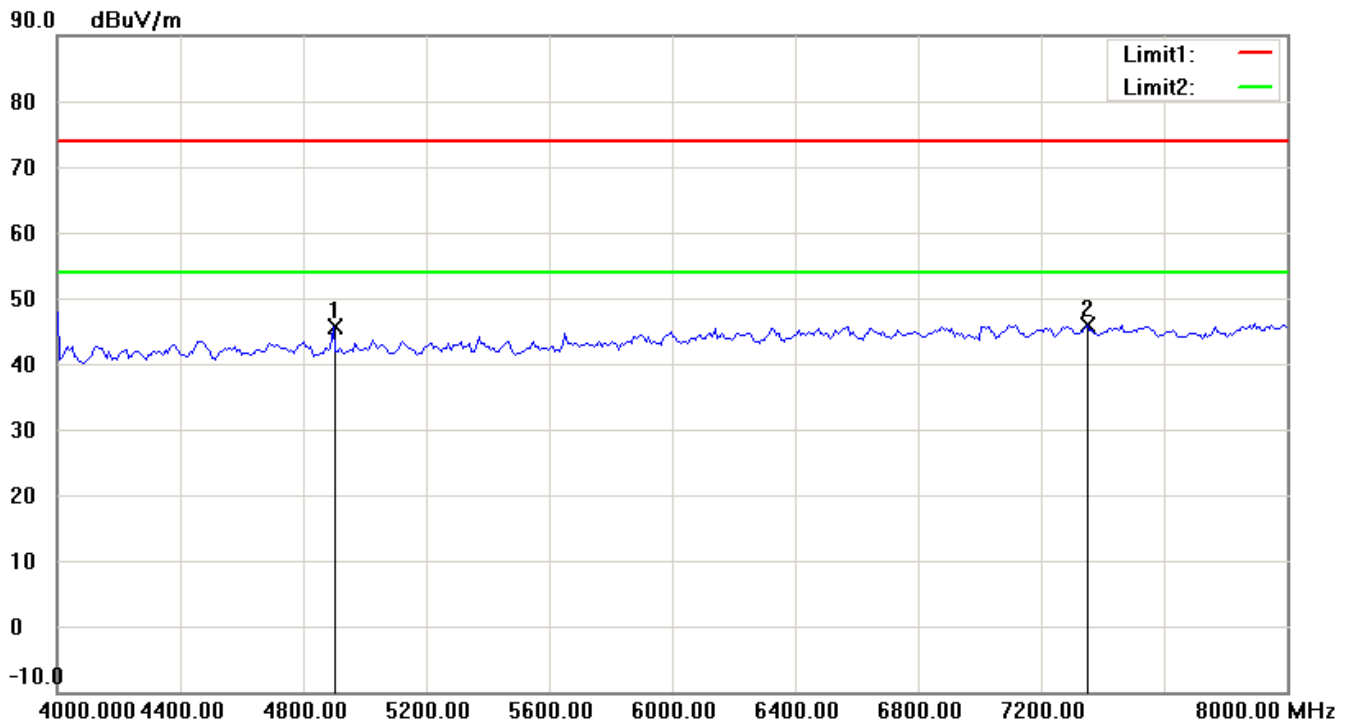
Note:

1. The attached measurement plots are preliminarily pre-scanned with peak detector for determining the final checking frequencies and are for reference only.
2. The some frequencies may exceed the limit line without the specified detectors, but that cannot present the results are failed to the specification of test standard.
3. For corrected test results are listed in the relevant table of radiated test data of this test report.



Worldwide Testing Services(Taiwan) Co., Ltd.

Registration number: W6M21307-13349-FCC
FCC ID: Q7A66000W00



Up Line: Peak Limit Line Down Line: Ave Limit Line

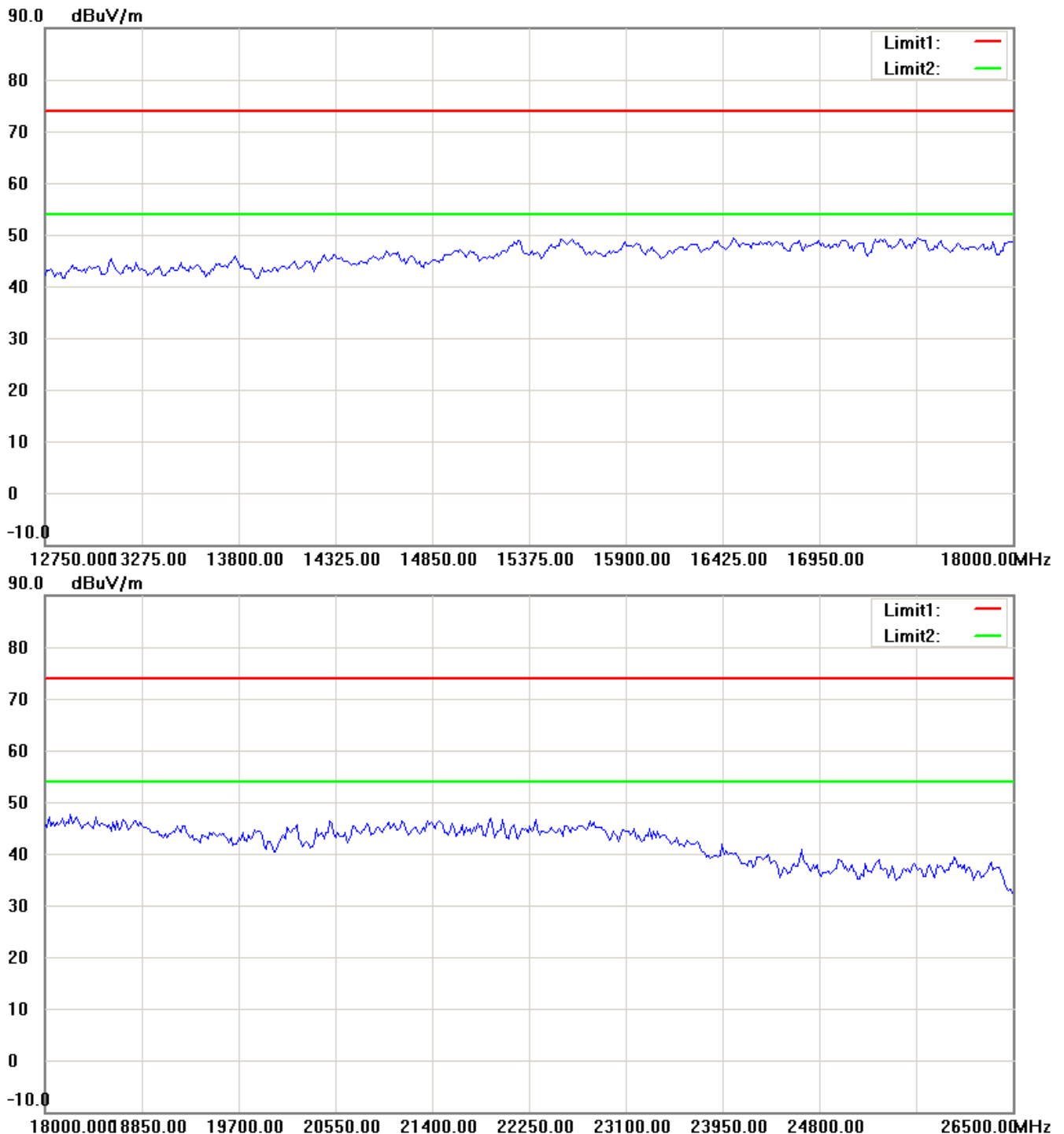
Note:

1. The attached measurement plots are preliminarily pre-scanned with peak detector for determining the final checking frequencies and are for reference only.
2. The some frequencies may exceed the limit line without the specified detectors, but that cannot present the results are failed to the specification of test standard.
3. For corrected test results are listed in the relevant table of radiated test data of this test report.



Worldwide Testing Services(Taiwan) Co., Ltd.

Registration number: W6M21307-13349-FCC
FCC ID: Q7A66000W00



Up Line: Peak Limit Line Down Line: Ave Limit Line

Note:

1. The attached measurement plots are preliminarily pre-scanned with peak detector for determining the final checking frequencies and are for reference only.
2. The some frequencies may exceed the limit line without the specified detectors, but that cannot present the results are failed to the specification of test standard.
3. For corrected test results are listed in the relevant table of radiated test data of this test report.

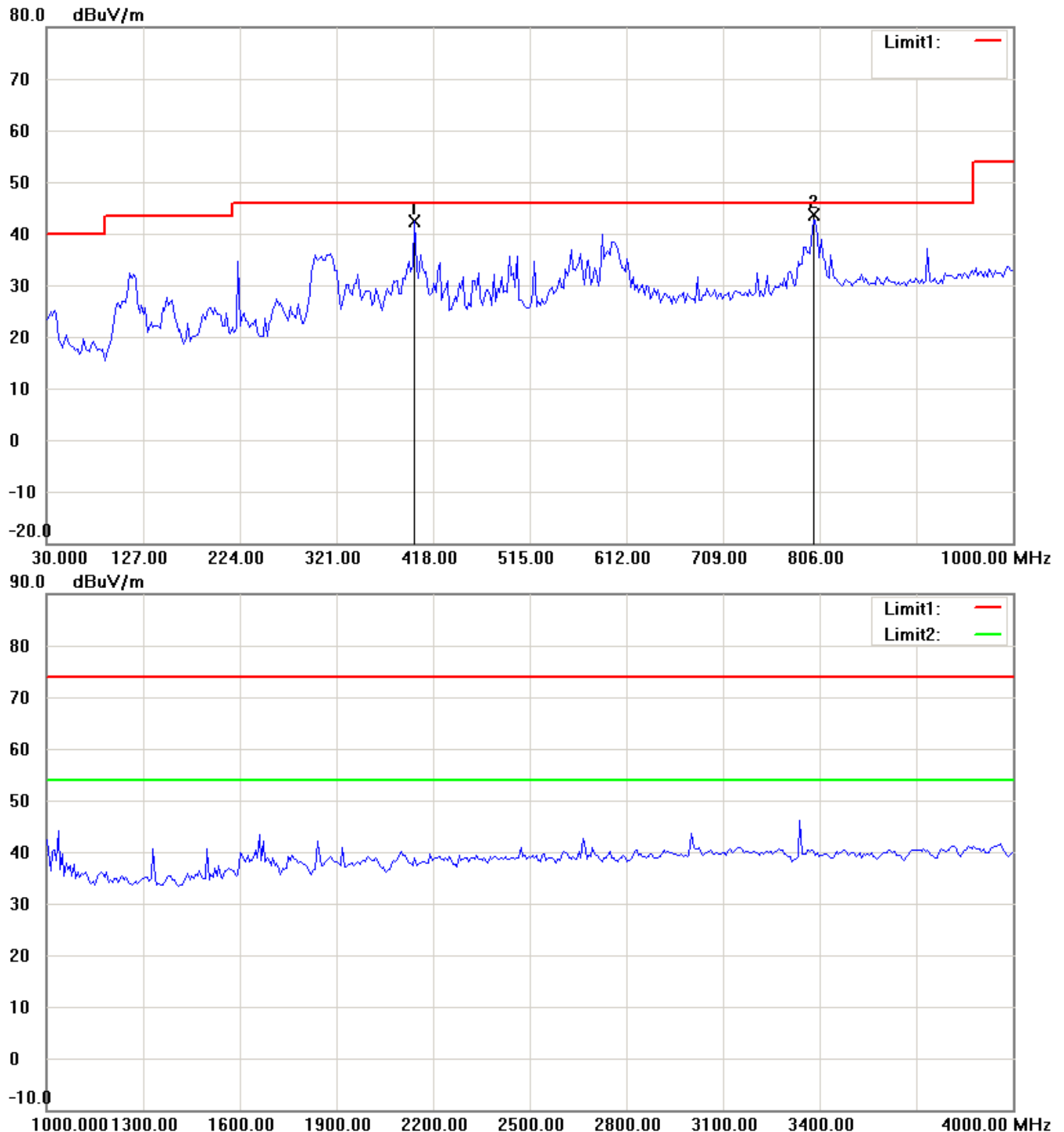


Worldwide Testing Services(Taiwan) Co., Ltd.

Registration number: W6M21307-13349-FCC
FCC ID: Q7A66000W00

TX 2475MHz

Antenna Polarization H



Up Line: Peak Limit Line Down Line: Ave Limit Line

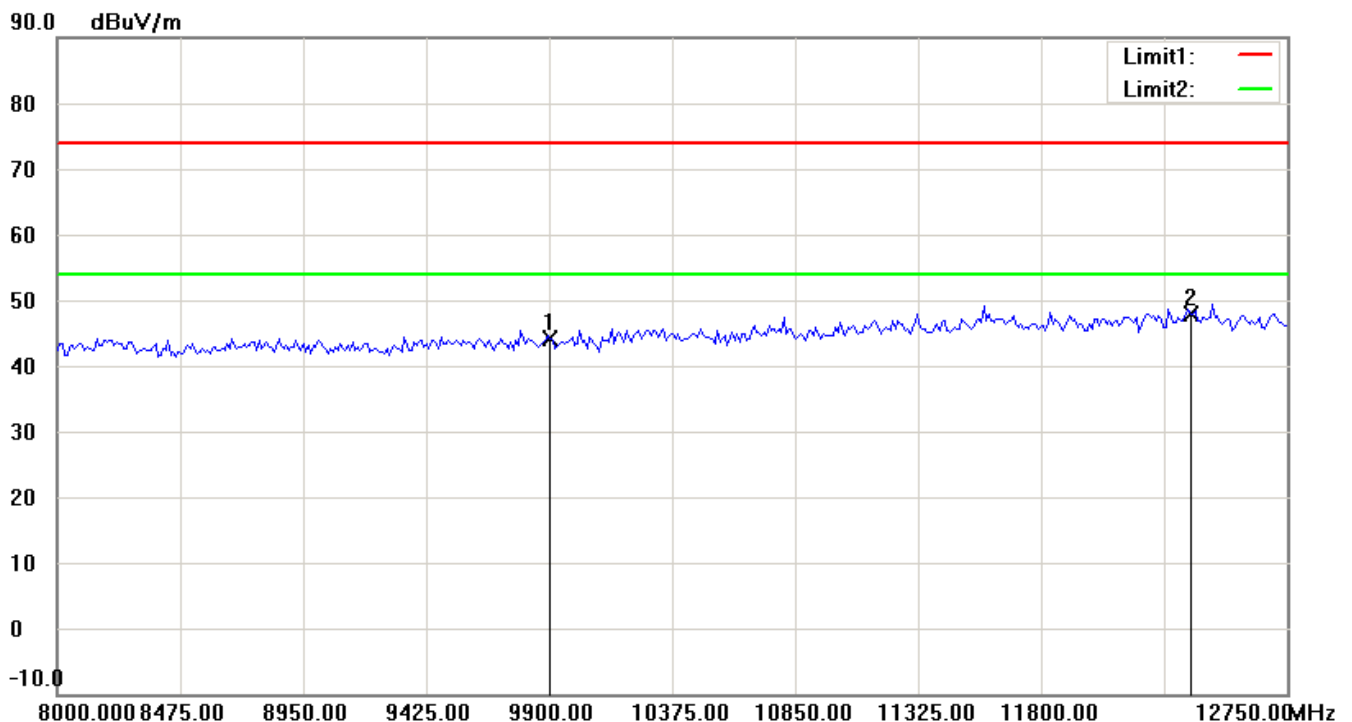
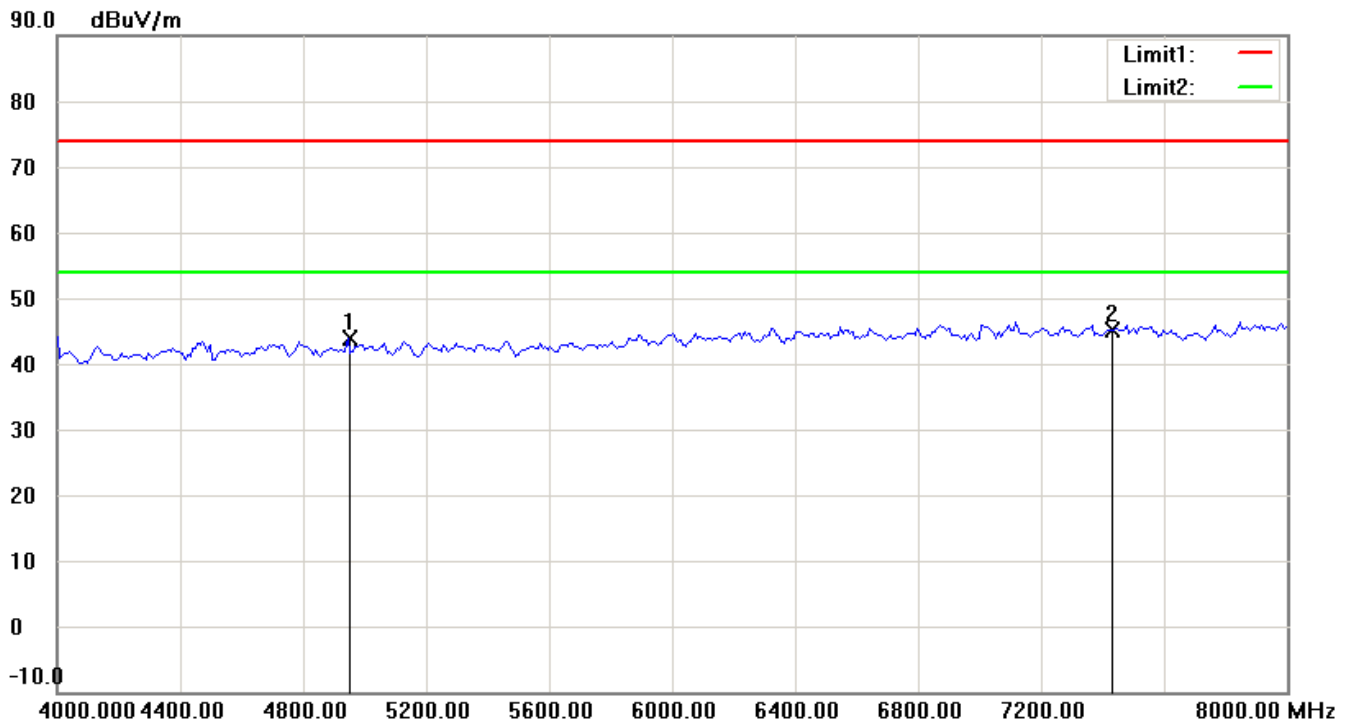
Note:

1. The attached measurement plots are preliminarily pre-scanned with peak detector for determining the final checking frequencies and are for reference only.
2. The some frequencies may exceed the limit line without the specified detectors, but that cannot present the results are failed to the specification of test standard.
3. For corrected test results are listed in the relevant table of radiated test data of this test report.



Worldwide Testing Services(Taiwan) Co., Ltd.

Registration number: W6M21307-13349-FCC
FCC ID: Q7A66000W00



Up Line: Peak Limit Line Down Line: Ave Limit Line

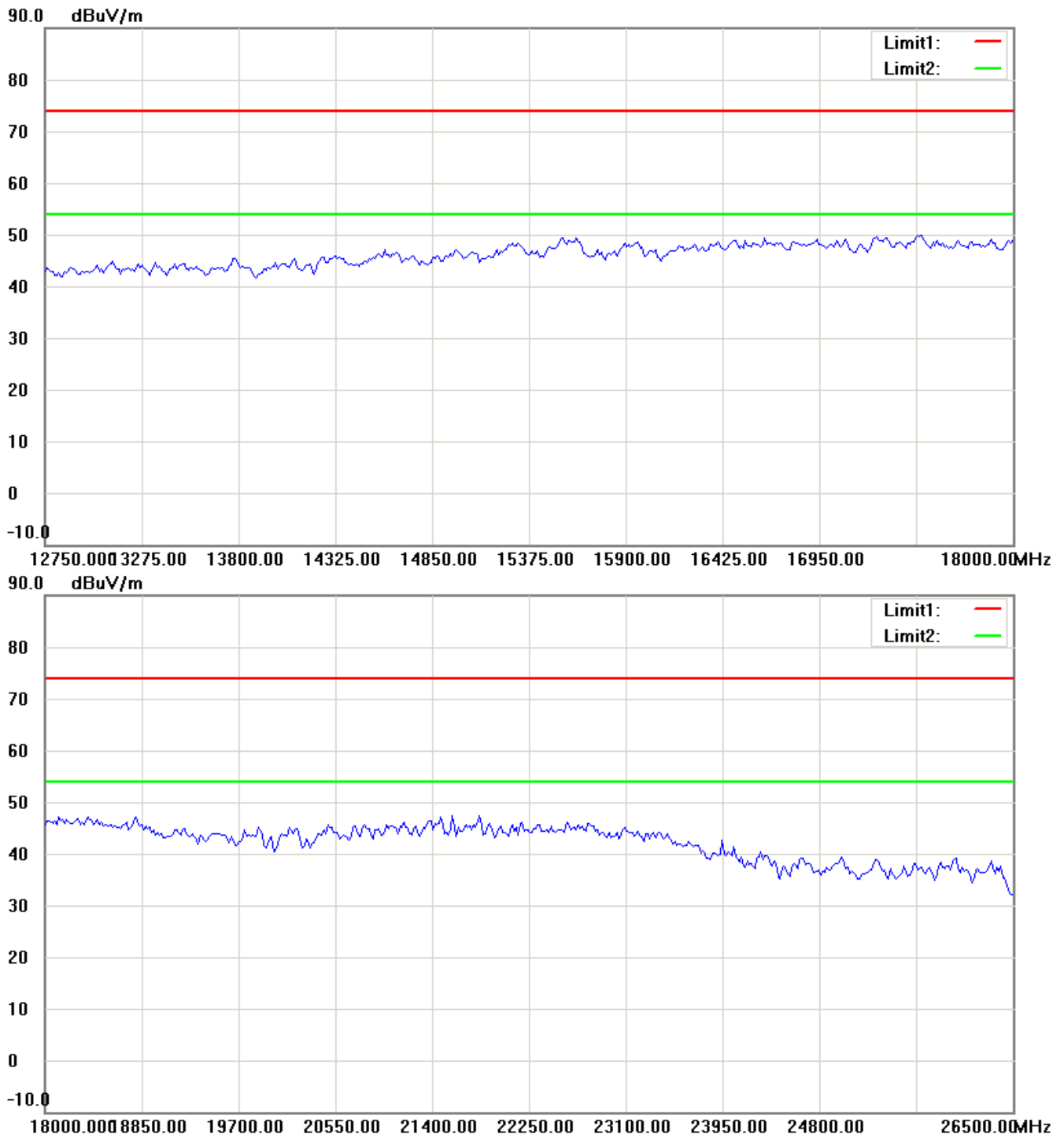
Note:

1. The attached measurement plots are preliminarily pre-scanned with peak detector for determining the final checking frequencies and are for reference only.
2. The some frequencies may exceed the limit line without the specified detectors, but that cannot present the results are failed to the specification of test standard.
3. For corrected test results are listed in the relevant table of radiated test data of this test report.



Worldwide Testing Services(Taiwan) Co., Ltd.

Registration number: W6M21307-13349-FCC
FCC ID: Q7A66000W00



Up Line: Peak Limit Line Down Line: Ave Limit Line

Note:

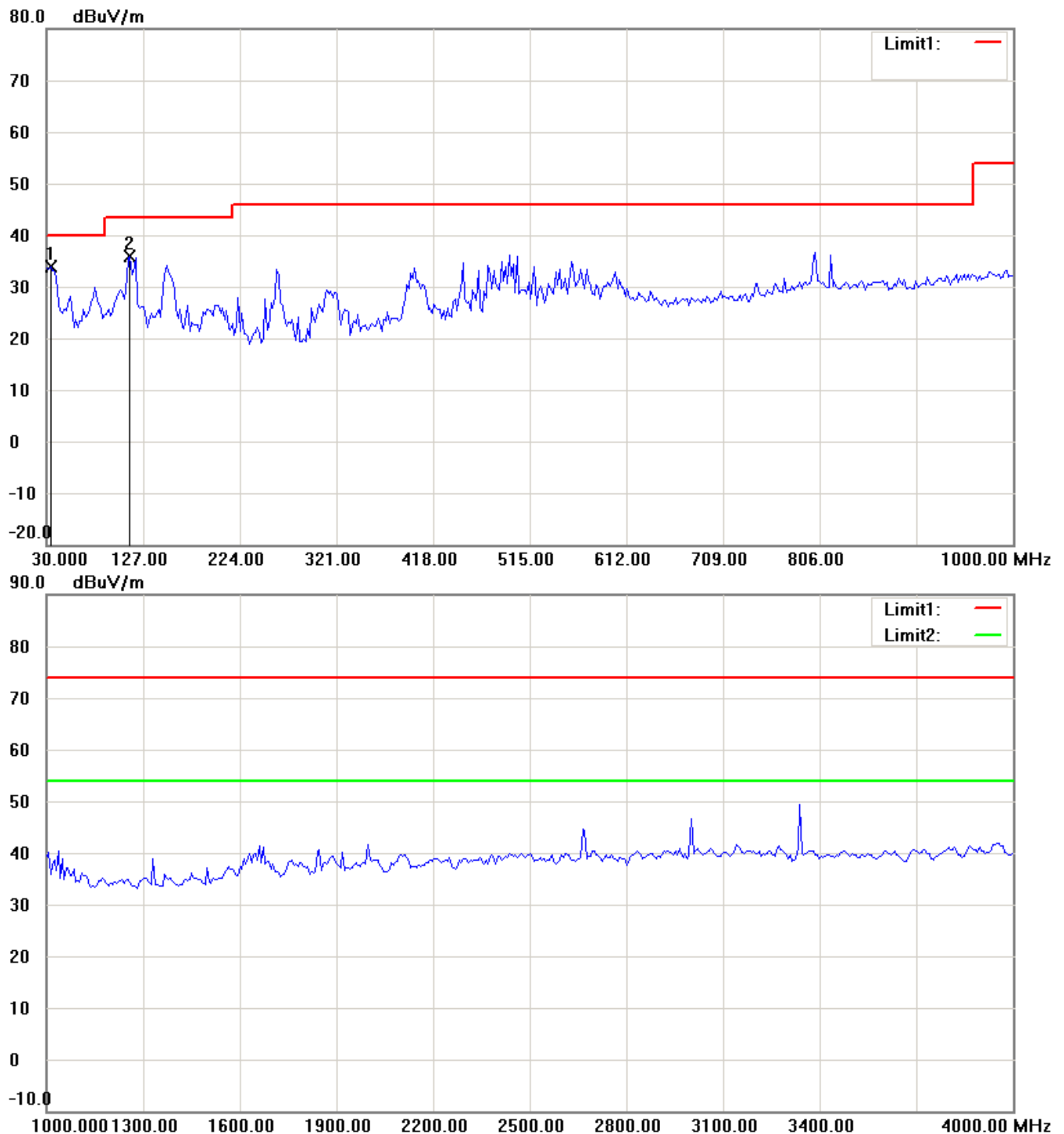
1. The attached measurement plots are preliminarily pre-scanned with peak detector for determining the final checking frequencies and are for reference only.
2. The some frequencies may exceed the limit line without the specified detectors, but that cannot present the results are failed to the specification of test standard.
3. For corrected test results are listed in the relevant table of radiated test data of this test report.



Registration number: W6M21307-13349-FCC

FCC ID: Q7A66000W00

Antenna Polarization V



Up Line: Peak Limit Line Down Line: Ave Limit Line

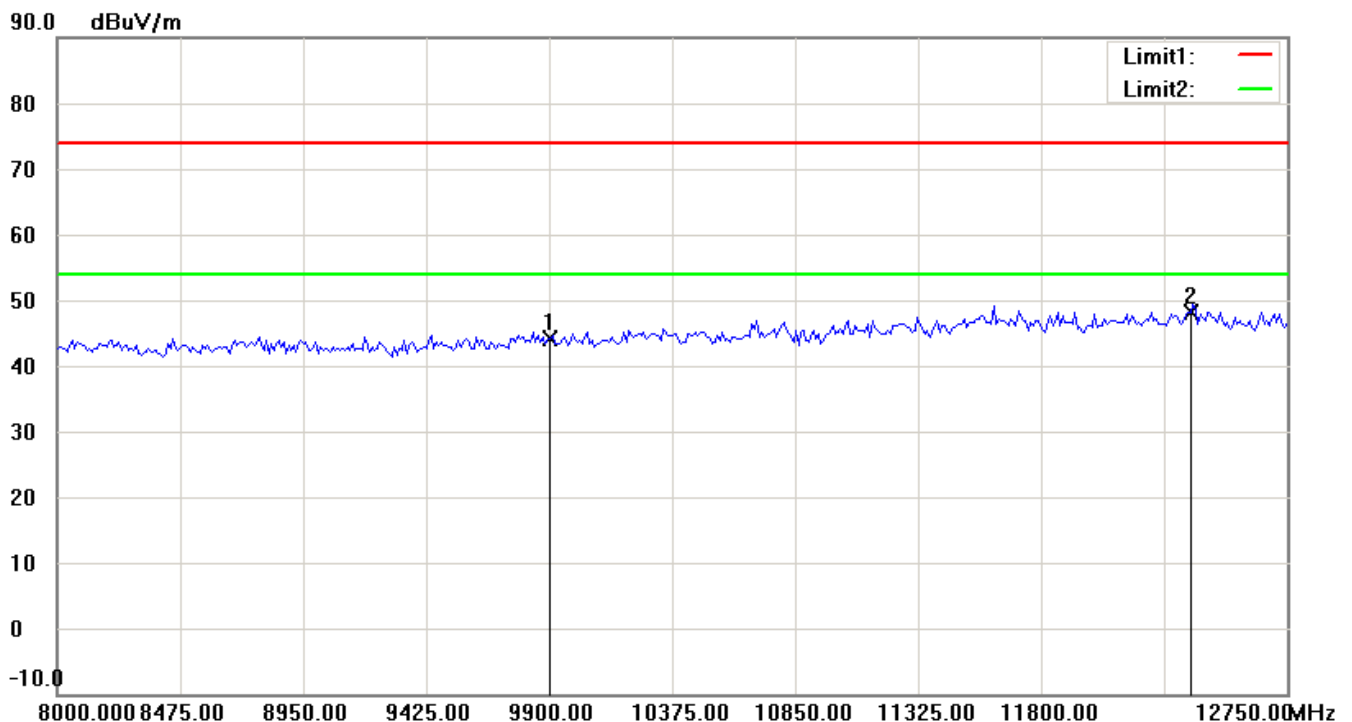
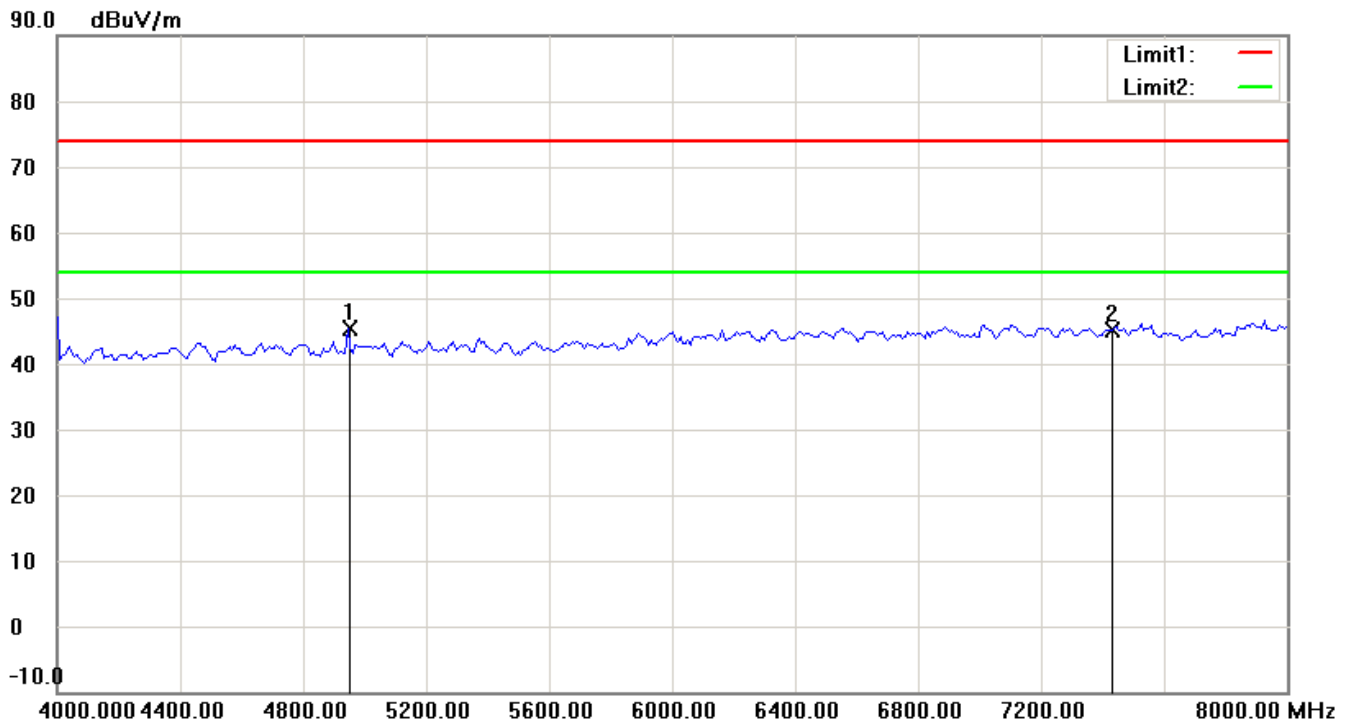
Note:

1. The attached measurement plots are preliminarily pre-scanned with peak detector for determining the final checking frequencies and are for reference only.
2. The some frequencies may exceed the limit line without the specified detectors, but that cannot present the results are failed to the specification of test standard.
3. For corrected test results are listed in the relevant table of radiated test data of this test report.



Worldwide Testing Services(Taiwan) Co., Ltd.

Registration number: W6M21307-13349-FCC
FCC ID: Q7A66000W00



Up Line: Peak Limit Line Down Line: Ave Limit Line

Note:

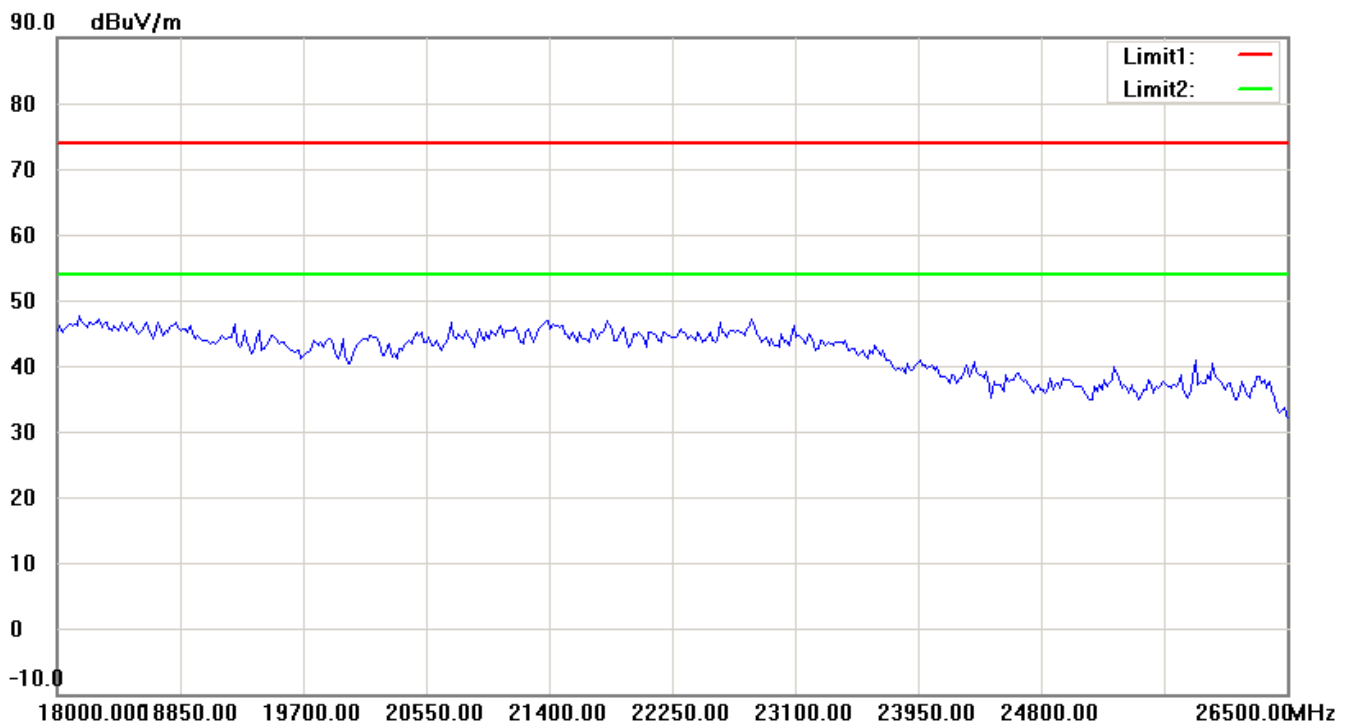
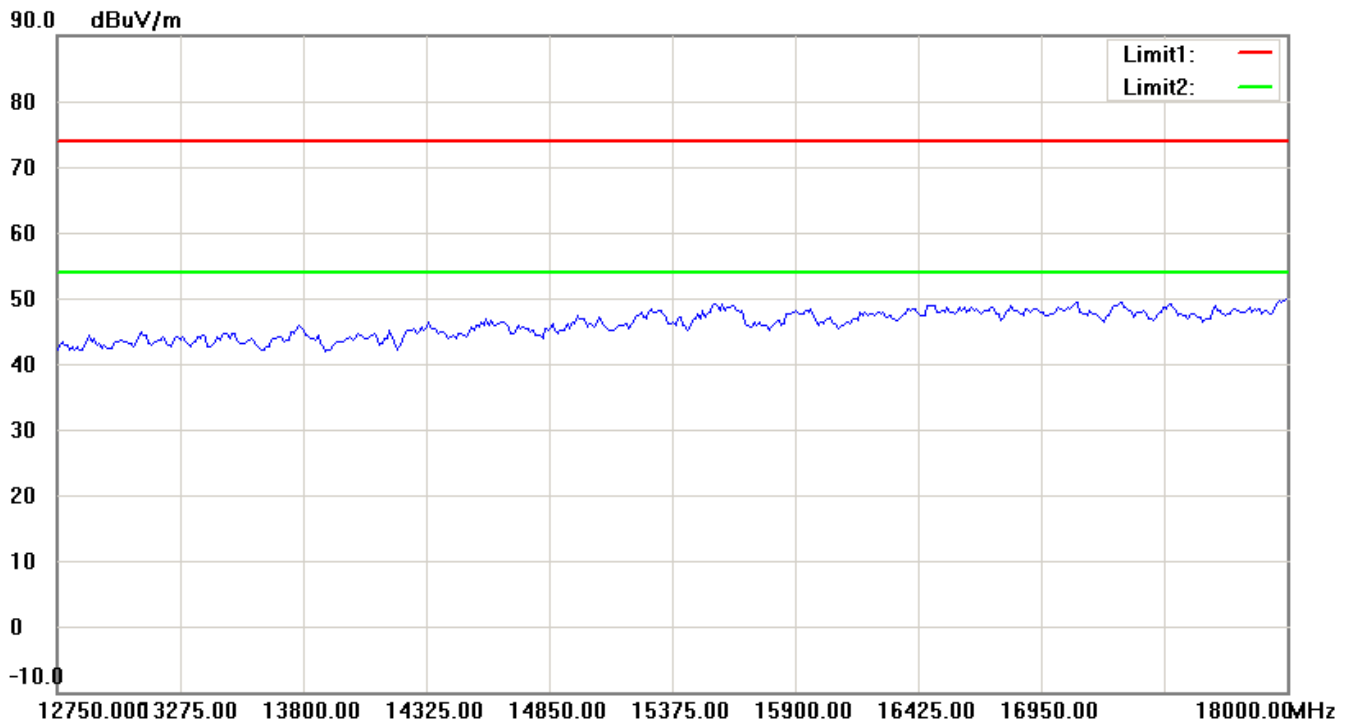
1. The attached measurement plots are preliminarily pre-scanned with peak detector for determining the final checking frequencies and are for reference only.
2. The some frequencies may exceed the limit line without the specified detectors, but that cannot present the results are failed to the specification of test standard.
3. For corrected test results are listed in the relevant table of radiated test data of this test report.



Worldwide Testing Services(Taiwan) Co., Ltd.

Registration number: W6M21307-13349-FCC

FCC ID: Q7A66000W00



Up Line: Peak Limit Line Down Line: Ave Limit Line

Note:

1. The attached measurement plots are preliminarily pre-scanned with peak detector for determining the final checking frequencies and are for reference only.
2. The some frequencies may exceed the limit line without the specified detectors, but that cannot present the results are failed to the specification of test standard.
3. For corrected test results are listed in the relevant table of radiated test data of this test report.