

PHOTOGRAPHS OF TEST SET UP




Figure 1 – Radiated Emissions - 30 MHz to 1 GHz




Figure 2 – Radiated Emissions - 1 GHz to 18 GHz




Figure 3 – X Orientation




Figure 4 – X Orientation




Figure 5 – Z Orientation