


# USER GUID

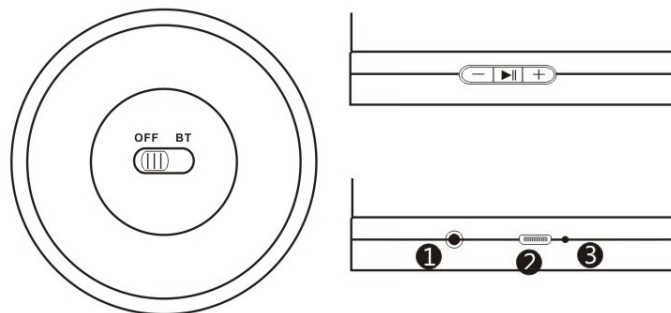
## Chapter 1: Simple instructions

### 1.1 Accessories

- Bluetooth speaker x 1
- USB Power cable x 1
- 3.5mm Audio Cable x 1
- User Guide x 1



### 1.2 Outer Constructions



- ▶ Play/Pause
- ⊕ NEXT/VOL+
- ⊖ Prev./VOL-
- ⏻ OFF/BT

- 1 AUX IN
- 2 Micro USB DC 5V
- 3 LED Indicator

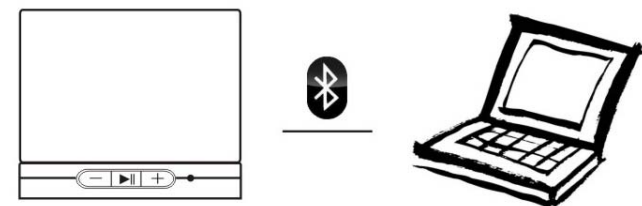
## Chapter 2: Speaker functions

Bluetooth 2.0 for all of your devices with builtin bluetooth function

Rechargeable LI-ON Battery with a long working time up to 5hours

With machine complimentary Micro USB data line, you can realize lithium battery charge function

Universal 3.5mm Line-in for all of your devices with audio output

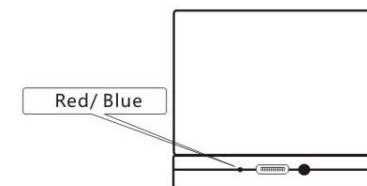


## Chapter 3: LED Indicator status

-Bluetooth Mode: the blue light will winks quicky when it is serching the bluetooth devices. When paired sucessfully, the blue light blinks slowly.

**-Audio: The blue light will flashes quickly, whicle the red light will be always on.**

-Recharging: Red light works on, while the blue light is falshing quickly. When fullfilled, the red/blue light will wink together



Thank you for your kind supporting

## Chapter 4: Li-on battery Notice

It will gives you up to 5 hours music enjoyment, as there is 1 built-in high capacity rechargeable battery.



### Pre cautions

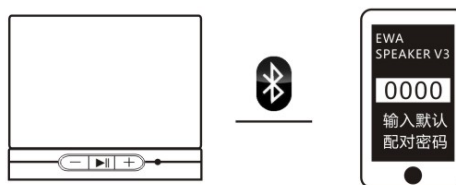
- To activate its best performance of the battery, please charge your speaker up to 10 hours before you r first using
- Normal recharging only needs about 2 hours
- Pls only refill it when your speaker is turned off automatically or the sound quality becomes bad.
- Every month you need to recharge it one time at least if you do not use it for a long time.

## Bluetooth Connection

5.1 Check if your device has bluetooth functions. If yes, turn it on.


5.2 Turn on your speaker by press&hold the power on/off button until you hear a sound of "DingDong". Then It will go into the 1st default mode"bluetooth" and the blue LED Indicator will flashes quickly to search &connect your bluetooth device.

5.3 When your speaker and other bluetooth device find them each other, you bluetooth device will receive a signal saying "EWA SPEAKER V3". Please enter the default password "0000" and then the will be paired sucessfully.



## Chapter 5: Aux in

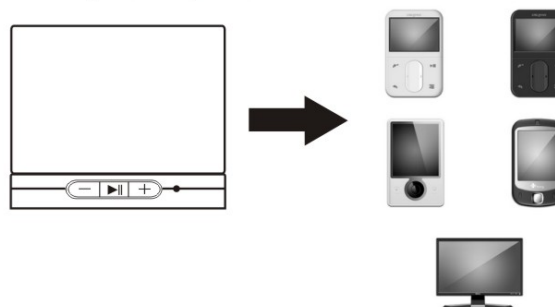
5.1 Take out the packed audio cable with two 3.5mm Audio plugs. Inert 1 end plug into your speaker's AUX Jack, and the other end should be connected to your extra players with audio output. Press&hold + or - to max or minimize the sound .



5.2: Kinds of devices for Lin-in

Your speaker is fit for any devices with 3.5mm audio out.

For example, Apple Series(IPOD, IPONE, IPAD, ITOUCH); Smart phones, MP3/MP4 Players, Computers, etc.



## Chapter 6 technical parameters

Category	Item	Specifications
Bluetooth	Version	Bluetooth 2.0
	Frequency	2.4-2.48GHZ
	Working Distance	10M
	communication protocol	HS/HF,A2DP,AVRCP,OPP
Power	Battery	Built-in rechargeable Li-on battery
	Volt	DC 5V/6V
Ports	Aux in	Universal 3.5mm Audio Jack
	Charge	Micro USB

### Warnings:

1. Not toys for Children
2. To avoid /minimize artificial damage, Please do not beat it crazily or drop it onto the solid floor.
3. Free your speaker from water,high temperature, and too cold conditions;
4. For any function problems, plase send them back to the service center. Pls do not open it privately, if you are not an electronic engineer.
5. After a long time using, maybe there will be some natural oxidized issues (like rusts, painting-drop off). Such issues aren't in our guarantee service.

### Guarantee Card:

For after sales service, Pls write down the contact details of you and the sales agent.

Model: \_\_\_\_\_

Date: \_\_\_\_\_

Your Name: \_\_\_\_\_

Your phone: \_\_\_\_\_

Your address: \_\_\_\_\_

Sales Agent: \_\_\_\_\_

Tel: \_\_\_\_\_

Agent Address: \_\_\_\_\_

Agent Seal: \_\_\_\_\_

### Quality Guarantee:

Dear Sir/Madam;

Thanks for your supporting to choose our product.

To protect your legitimate rights and interests, It is our responsibility to offer you qualified products and best after-sales service.

Per the requests of your local laws, below are our guarantee service:

1. Battery: 3 month
2. Speaker: 12 month. In year warranty

period, the damage fitting (will not eliminate vulnerable and artificial damage) will be fixed by our service center.

Thanks again for your kind supporting.

**Caution :**

Changes or modifications not expressly approved by the party responsible for compliance could void the user's authority to operate the equipment.

**Compliance statement:**

1: This device is verified to comply with Part 15 of the FCC Rules. Operation subject to the following two conditions: (1) this device may not cause harmful interference, and (2) this device must accept any interference received, including interference that may cause undesired operation.

2: This equipment has been tested and found to comply with the limits for a Class B digital device, pursuant to Part 15 of the FCC Rules. These limits are designed to provide reasonable protection against harmful interference in a residential installation. This equipment generates, uses and can radiate radio frequency energy and, if not installed and used in accordance with the instructions, may cause harmful interference to radio communications. However, there is no guarantee that interference will not occur in a particular installation. If this equipment does cause harmful interference to radio or television reception, which can be determined by turning the equipment off and on, the user is encouraged to try to correct the interference by one or more of the following measures:

- Reorient or relocate the receiving antenna.
- Increase the separation between the equipment and receiver.
- Connect the equipment into an outlet on a circuit different from that to which the receiver is connected.
- Consult the dealer or an experienced radio/TV technician for help.

The device has been evaluated to meet general RF exposure requirement.

The device can be used in portable exposure condition without restriction.