


8. SETUP PHOTOS


RADIATED EMISSION (30-1000 MHz)



RADIATED EMISSIONS (BACK)




AC MAINS LINE CONDUCTED EMISSION (0.15-30 MHz)



LINE CONDUCTED EMISSION (BACK)



RADIATED EMISSIONS (Below 30 MHz)



END OF REPORT