

8. SETUP PHOTOS


RADIATED EMISSION (0.15-30 MHz)




RADIATED EMISSION (0.15-30 MHz) – FACE OFF



RADIATED EMISSION (30-1000 MHz)



RADIATED EMISSION (30-1000 MHz) - BACK



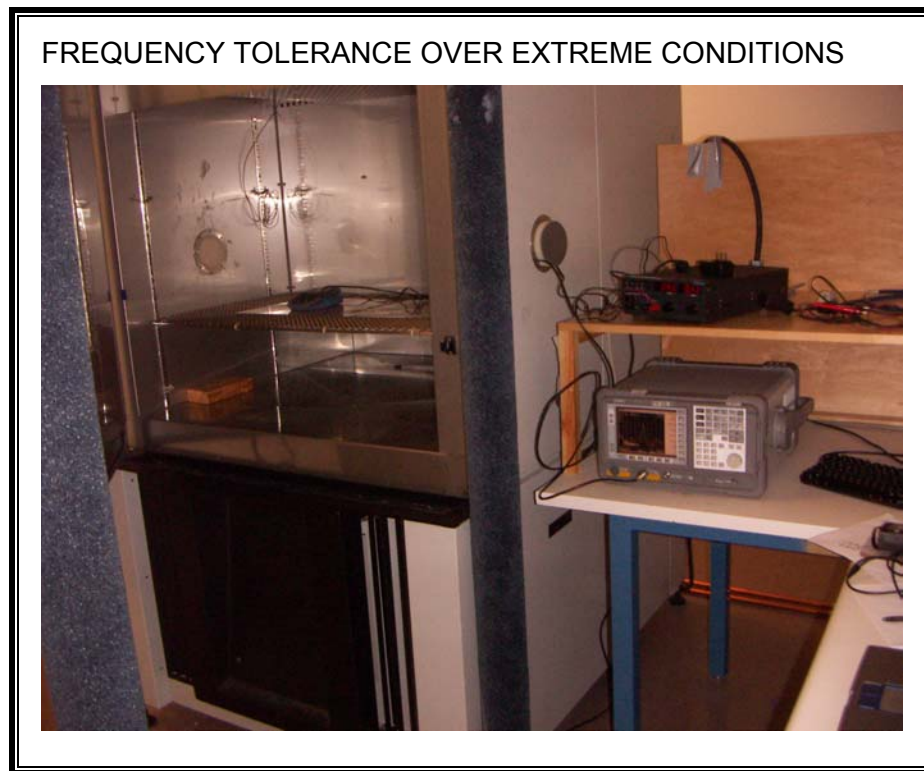
AC MAINS LINE CONDUCTED EMISSION



LINE CONDUCTED EMISSION (BACK)



FREQUENCY TOLERANCE OVER EXTREME CONDITIONS



END OF REPORT