



8. SETUP PHOTOS


RADIATED EMISSION (0.15-30 MHz)



RADIATED EMISSION (30-1000 MHz)



RADIATED EMISSION (30-1000 MHz) - BACK



AC MAINS LINE CONDUCTED EMISSION



LINE CONDUCTED EMISSION (BACK)



FREQUENCY TOLERANCE OVER EXTREME CONDITIONS



END OF REPORT