


PHOTOGRAPHS OF THE TEST CONFIGURATION

Conducted Emission Test

Test Mode A



Conducted Emission Test



Test Mode B



FOR WLAN / BT / BT LE



Radiated Emission below 1GHz Test

Test Mode A





Radiated Emissions below 1 GHz Test

Test Mode B





Radiated Emission above 1GHz Test



FOR NFC



Radiated Emission below 30MHz

Test Mode A





Radiated Emission below 30MHz

Test Mode B





Radiated Emission above 30MHz

Test Mode A



Radiated Emission above 30MHz



Test Mode B



FOR WWAN



Radiated Emission below 1GHz Test

Test Mode A





Radiated Emissions below 1 GHz Test

Test Mode B



Radiated Emission above 1GHz Test



FOR DFS

Set UUT as Client without radar detection mode (Radar injected into Master)

