



REGULATORY COMPLIANCE TEST REPORT

FCC CFR 47 Part 15 Subpart E 15.407 (k) AFC

Report No.: RDWN98-U3b Rev A

Company: Radwin

Model Name: RADWIN 2000 E CON EC00
RADWIN 2000 E INT EI00

REGULATORY COMPLIANCE TEST REPORT

Company Name: Radwin

Model Name: RADWIN 2000 E CON EC00
RADWIN 2000 E INT EI00

To: FCC CFR 47 Part 15 Subpart E 15.407 (k) AFC

Test Report Serial No.: RDWN98-U3b Rev A

This report supersedes: NONE

Applicant: Radwin
27 Habarzel Street
Tel Aviv, 6971039
Israel

Issue Date: 12th December 2024

This Test Report is Issued Under the Authority of:

MiCOM Labs, Inc.
575 Boulder Court
Pleasanton California 94566
USA
Phone: +1 (925) 462-0304
Fax: +1 (925) 462-0306
www.micomlabs.com



MiCOM Labs is an ISO 17025 Accredited Testing Laboratory

Table of Contents

1. ACCREDITATION, LISTINGS & RECOGNITION	4
1.1. TESTING ACCREDITATION	4
1.2. RECOGNITION	5
1.3. PRODUCT CERTIFICATION	6
2. DOCUMENT HISTORY	7
3. TEST RESULT CERTIFICATE	8
4. REFERENCES AND MEASUREMENT UNCERTAINTY	9
4.1. Normative References	9
4.2. Test and Uncertainty Procedure	10
5. PRODUCT DETAILS AND TEST CONFIGURATIONS	11
5.1. Technical Details	11
5.2. Scope Of Test Program	12
5.3. Equipment Model(s) and Serial Number(s)	12
5.4. Antenna Details	12
5.5. Cabling and I/O Ports	13
5.6. Test Configurations	13
5.7. AFC DUT general capabilities declaration	13
5.8. Equipment Modifications	13
5.9. Deviations from the Test Standard	13
6. TEST EQUIPMENT CONFIGURATION(S)	14
6.1. Principle test configuration	14
6.2. RF Test Equipment setup	15
6.3. Test Equipment Utilized	15
7. TEST SUMMARY	16
7.1. List of Tests	16
8. Test harness protocol tests	17
8.1. Successful Registration and Spectrum Access Request	17
8.1.1. <i>Test procedure</i>	17
8.1.2. <i>Result logs</i>	19
8.2. Unsuccessful spectrum access request	21
8.2.1. <i>Test procedure</i>	21
8.2.2. <i>Result logs</i>	22
8.3. Successful spectrum access update	23
8.3.1. <i>Test procedure</i>	23
8.3.2. <i>Result log</i>	26
8.4. Unsuccessful spectrum access update	27
8.4.1. <i>Test procedure</i>	27
8.4.2. <i>Result log</i>	29
9. RF testing	30
9.1. Result summery table	30
9.2. Measurement plots	31
9.3. Duty cycle measurements	38
ANNEX A – DETAILED TEST LOG FILES	40

1. ACCREDITATION, LISTINGS & RECOGNITION

1.1. TESTING ACCREDITATION

MiCOM Labs, Inc. is an accredited Electrical testing laboratory per the international standard ISO/IEC 17025:2017. The company is accredited by the American Association for Laboratory Accreditation (A2LA) www.a2la.org test laboratory number 2381.01. MiCOM Labs test schedule is available at the following URL; <http://www.a2la.org/scopepdf/2381-01.pdf>



1.2. RECOGNITION

MiCOM Labs, Inc is widely recognized for its wireless testing and certification capabilities. In addition to being recognized for Testing and Certification under Phase 2 Mutual Recognition Agreements (MRA) with Canada, Europe, United Kingdom and Japan, our international recognition includes Conformity Assessment Body (CAB) designation status under agreements with Asia Pacific (APEC) MRA Phase 1 countries giving acceptance of MiCOM Labs test reports. MiCOM Labs test reports are accepted globally.

Country	Recognition Body	Status	MRA Phase	Identification No.
USA	Federal Communications Commission (FCC)	TCB	-	US0159 Test Firm Designation#: US1084
Canada	Industry Canada (ISED)	FCB	APEC MRA 2	US0159 ISED#: 4143A
Japan	MIC (Ministry of Internal Affairs and Communication)	CAB	Japan MRA 2	RCB 210
	Japan Approvals Institute for Telecommunication Equipment (JATE)			
	VCCI			
Europe	European Commission	NB	EU MRA 2	A-0012
United Kingdom	Department for Business, Energy & Industrial Strategy (BEIS)	AB	UK MRA 2	NB 2280
Mexico	Instituto Federal de Telecomunicaciones (IFT)	CAB	Mexico MRA 1	AB 2280
Australia	Australian Communications and Media Authority (ACMA)	CAB	APEC MRA 1	US0159
Hong Kong	Office of the Telecommunication Authority (OFTA)			
Korea	Ministry of Information and Communication Radio Research Laboratory (RRL)			
Singapore	Infocomm Development Authority (IDA)			
Taiwan	National Communications Commission (NCC) Bureau of Standards, Metrology and Inspection (BSMI)			
Vietnam	Ministry of Communication (MIC)			

TCB – Telecommunications Certification Bodies (TCB)

FCB – Foreign Certification Body

CAB – Conformity Assessment Body

NB – Notified Body

AB – Approved Body

MRA – Mutual Recognition Agreement

MRA Phase Phase I - recognition for product testing

Phase II – recognition for both product testing and certification

1.3. PRODUCT CERTIFICATION

MiCOM Labs, Inc. is an accredited Product Certification Body per the international standard ISO/IEC 17065:2012. The company is accredited by the American Association for Laboratory Accreditation (A2LA) www.a2la.org test laboratory number 2381.02. MiCOM Labs test schedule is available at the following URL; <http://www.a2la.org/scopepdf/2381-02.pdf>



United States of America – Telecommunication Certification Body (TCB)
Industry Canada – Certification Body, CAB Identifier – US0159
Europe – Notified Body (NB), NB Identifier - 2280
UK – Approved Body (AB), AB Identifier - 2280
Japan – Recognized Certification Body (RCB), RCB Identifier - 210

2. DOCUMENT HISTORY

Document History		
Revision	Date	Comments
Draft	December 11, 2024	Draft for client review and comments Wi-Fi alliance AFC Device (AFC DUT) Compliance Test Plan Version 1.7 in Fixed Client configuration
Rev A	12 th December 2024	Initial Release

In the above table the latest report revision will replace all earlier versions.

3. TEST RESULT CERTIFICATE

Manufacturer: Radwin
27 Habarzel Street
Tel Aviv, 6971039
Israel

Tested By: MiCOM Labs, Inc.
575 Boulder Court
Pleasanton, California, 94566
USA

Model(s): RADWIN 2000 E CON EC00
RADWIN 2000 E INT EI00

Telephone: +1 925 462 0304

Type Of Equipment: 5 GHz High Performance PtP
Outdoor Unit

Fax: +1 925 462 0306

S/N's: Prototype 1

Test Date(s): 18th – 26th November 2024

Website: www.micomlabs.com

STANDARD(S)

FCC CFR 47 Part 15 Subpart E 15.407 (k)
Wi-Fi alliance AFC Device (AFC DUT)
Compliance Test Plan Version 1.7

TEST RESULTS

EQUIPMENT COMPLIES

MiCOM Labs, Inc. tested the equipment mentioned in accordance with the requirements set forth in the above standards. Test results indicate that the equipment tested is capable of demonstrating compliance with the requirements as documented within this report.

Notes:

1. This document reports conditions under which testing was conducted and the results of testing performed.
2. Details of test methods used have been recorded and kept on file by the laboratory.
3. Test results apply only to the item(s) tested.

Approved & Released for MiCOM Labs, Inc. by:

Graeme Grieve
Quality Manager MiCOM Labs, Inc.

Gordon Hurst
President & CEO MiCOM Labs, Inc.



4. REFERENCES AND MEASUREMENT UNCERTAINTY

4.1. Normative References

REF.	PUBLICATION	YEAR	TITLE
I	KDB 662911 D01, D02, D03	D01 Oct 2013, D02 Oct 2011, D03 Oct 2020	Guidance for measurement of output emission of devices that employ single transmitter with multiple outputs or systems with multiple transmitters operating simultaneously in the same frequency band. 662911 D01 Multiple Transmitter Output v02r01, 662911 D02 MIMO with Cross Polarized Antenna v01, 662911 D03 MIMO Antenna Gain Measurement v01, OET 13TR1003 Directional Gain of 802 11 MIMO with CDD 04 05 2013
II	KDB 905462 D07 v02	Aug 2016	Test guidance to demonstrate compliance for U-NII devices subject to DFS requirements.
III	KDB 926956 D01 v02	Aug 2016	U-NII Device Transition Plan
IV	A2LA	16th April 2024	R105 - Requirement's When Making Reference to A2LA Accreditation Status
V	ANSI C63.10	2020	American National Standard for Testing Unlicensed Wireless Devices
VI	ANSI C63.4	2014 + 2017 Amendment	American National Standards for Methods of Measurement of Radio-Noise Emissions from Low-Voltage Electrical and Electronic Equipment in the Range of 9 kHz to 40 GHz
VII	ETSI TR 100 028	2001-12	Parts 1 and 2 Electromagnetic compatibility and Radio Spectrum Matters (ERM); Uncertainties in the measurement of mobile radio equipment characteristics
VIII	FCC 06-96	Jun 2006	Memorandum Opinion and Order
IX	FCC 47 CFR Part 15.407	2021	Radio Frequency Devices; Subpart E –Unlicensed National Information Infrastructure Devices
X	ICES-003	Issue 7; Oct 2020	Information Technology Equipment (Including Digital Apparatus)
XI	UKAS M3003	Edition 6 March 2024	The Expression of Uncertainty and Confidence in Measurements
XII	RSS-247 Issue 3	Aug 2023	Digital Transmission Systems (DTSs), Frequency Hopping System (FHSs) and Licence-Exempt Local Area Network (LE-LEN) Devices
XIII	RSS-Gen Issue 5	Amendment 1,2 (Feb 2021)	General Requirements for Compliance of Radio Apparatus. With Amendments 1: March 2019 and 2: Feb 2021.
XIV	FCC 47 CFR Part 2.1033	Feb 2023	FCC requirements and rules regarding photographs and test setup diagrams.
XV	KDB 789033 D02 V02r01	Dec 2017	Guidelines For Compliance Testing Of Unlicensed National Information Infrastructure (U-NII) Devices Part 15, Subpart E
XVI	UKAS LAB 12	Edition 4 April 2022	The Expression of Uncertainty in Testing
XVII	KDB 987594 D01 U-NII	Aug 22 2023	Part 15 Subpart E U-NII 6GHz General Guidance Bands 5, 6, 7, and 8
XVIII	KDB 987594 D02 U-NII	Aug 9 th 2023	Guidelines For Compliance Testing Of Unlicensed National Information Infrastructure 6GHz (U-NII) Devices Part 15 Subpart E
XIV	KDB 987594 D05 U-NII	Aug 9 th 2023	AFC DUT TEST HARNESS TESTING
XXI	Wi-Fi Alliance	2024	AFC Device (AFC DUT) Compliance Test Plan Version 1.7

4.2. Test and Uncertainty Procedure

Measurement uncertainty figures are calculated in accordance with ETSI TR 100 028 Parts 1 and 2.

Measurement uncertainties stated are based on a standard uncertainty multiplied by a coverage factor $k = 2$, providing a level of confidence of approximately 95 % in accordance with UKAS document M 3003 listed in the Normative References section of this report.

5. PRODUCT DETAILS AND TEST CONFIGURATIONS

5.1. Technical Details

Details	Description
Purpose:	Test of the RADWIN 2000 E according to FCC CFR 47 Part 15 Subpart E 15.407 (k); AFC
Applicant:	RADWIN Ltd. 27 Habarzel Street Tel Aviv, 6971039 Israel
Manufacturer:	RADWIN Ltd.
Laboratory performing the tests:	MiCOM Labs, Inc. 575 Boulder Court Pleasanton California 94566 USA
Test report reference number:	RDWN98-U3b
Date EUT received:	26 th September 2022
Standard(s) applied:	Wi-Fi alliance AFC Device (AFC DUT) Compliance Test Plan Version 1.7
Dates of test (from - to):	20 th – 27 th August 2024
No of Units Tested:	1
Product Family Name:	RADWIN 2000
Model(s):	RADWIN 2000 E CON EC00; RADWIN 2000 E INT EI00
Location for use:	Outdoors
Declared Frequency Range(s):	5925 - 6425 MHz;
Type of Modulation:	OFDM
EUT Modes of Operation:	20MHz, 40MHz, 80MHz, 160MHz
Declared Nominal Output Power (dBm):	+30
Transmit/Receive Operation:	Transceiver
Rated Input Voltage and Current:	56VDC 1A
Operating Temperature Range:	-40°C to +60°C
ITU Emission Designator:	20M0W7W, 40M0W7W, 80M0W7W, 160M0W7W
Equipment Dimensions:	4.2 / 10.1 / 4.9 in
Weight:	2.7 lb
Hardware Rev:	Prototype
Software configuration	Fixed Client
Software Rev:	C

5.2. Scope Of Test Program

RADWIN 2000 E CON EC00, RADWIN 2000 E INT EI00

The scope of the test program was to test the RADWIN 2000 E CON EC00, RADWIN 2000 E INT EI00 in Fixed Client configuration in the frequency range 5925 - 6425 MHz; for compliance against the following specification:

FCC CFR 47 Part 15 Subpart E 15.407(k) AFC requirements

This subpart sets out the regulations for Unlicensed National Information Infrastructure (U-NII) devices, operating as Standard Power Access Point and fixed client, in the 5.925 – 6.425 GHz and 6.525-6.875 GHz bands.

The testing is performed according to the “Wi-Fi alliance AFC Device (AFC DUT) Compliance Test Plan Version 1.7”

5.3. Equipment Model(s) and Serial Number(s)

Type	Equipment Description	Manufacturer	Model No.	Serial No.
EUT	5 GHz High Performance PtP Outdoor Unit	RADWIN	RADWIN 2000 E	Prototype
Support	POE Power Supply	Gospell	G0566-560-100	--
Support	Laptop	Dell	--	--

5.4. Antenna Details

Type	Manufacturer	Model	Family	Gain (dBi)	BF Gain	Dir BW	X-Pol	Frequency Band (MHz)
integral	RADWIN	AX6400	Panel	24.0	-	13.0	Yes	5925 - 6425
external	RADWIN	RW-9622-5001	Panel	27.0	-	5.0	Yes	5925 - 6425
external	RADWIN	RW-9628-5872	Dish	28.0	-	6.0	Yes	5925 - 6425
external	RADWIN	RW-9632-5872	Dish	32.0	-	4.0	Yes	5925 - 6425
external	RADWIN	RW-9732-4965	Dish	25.0	-	7.0	Yes	5925 - 6425

BF Gain - Beamforming Gain
Dir BW - Directional BeamWidth
X-Pol - Cross Polarization

5.5. Cabling and I/O Ports

Port Type	Max Cable Length	# of Ports	Screened	Connector Type	Data Type	Bit Rate Mbit/s
Ethernet PoE IN	>30m	1	No	RJ45	Packet Data	1000

5.6. Test Configurations

Results for the following configurations are provided in this report:

Test of the RADWIN 2000 E in Fixed Client configuration.

Tests performed in operational radio link in 20 MHz, 40 MHz, 80 MHz and 160 MHz modes.

The modulation rate during operation up to 4096 QAM (5/6)

The 24 dBi antenna model AX6400 was chosen to demonstrate compliance.

5.7. AFC DUT general capabilities declaration

Item	Question	Vendor response
1	AFC DUT Type	Fixed client
2	Does the AFC DUT support sending an Available Spectrum Inquiry Request based on the inquired Frequency Range field?	Yes
3	Does the AFC DUT support sending an Available Spectrum Inquiry Request based on the inquired Channels fields?	No
4	If the Answer to Items 2 and 3 is "Yes", what is AFC DUT's default inquiry type?	NA
5	Does the AFC DUT need to be supplied with BSS configuration parameters?	No
6	Does the AFC DUT manufacturer attest to AFC DUT compliance with rules for LPI operation?	No
7	Does the AFC DUT need to be supplied with mandatory registration information to formulate an Available Spectrum Inquiry Request	Yes
8	If the Answer to Item 7 is "Yes". What is the geographic Supported by the AFC DUT?	Ellipse
9	Does the AFC DUT support 160 MHz channel width operation?	Yes
10	Which method does AFC DUT acting as a Fixed Client uses for sending an Available Spectrum Inquiry Request?	In-band
11	Does the AFC DUT support 320 MHz channel width operation?	No

5.8. Equipment Modifications

The following modifications were required to bring the equipment into compliance:

1. NONE

5.9. Deviations from the Test Standard

The following deviations from the test standard were required to complete the test program:

1. NONE

6. TEST EQUIPMENT CONFIGURATION(S)

6.1. Principle test configuration

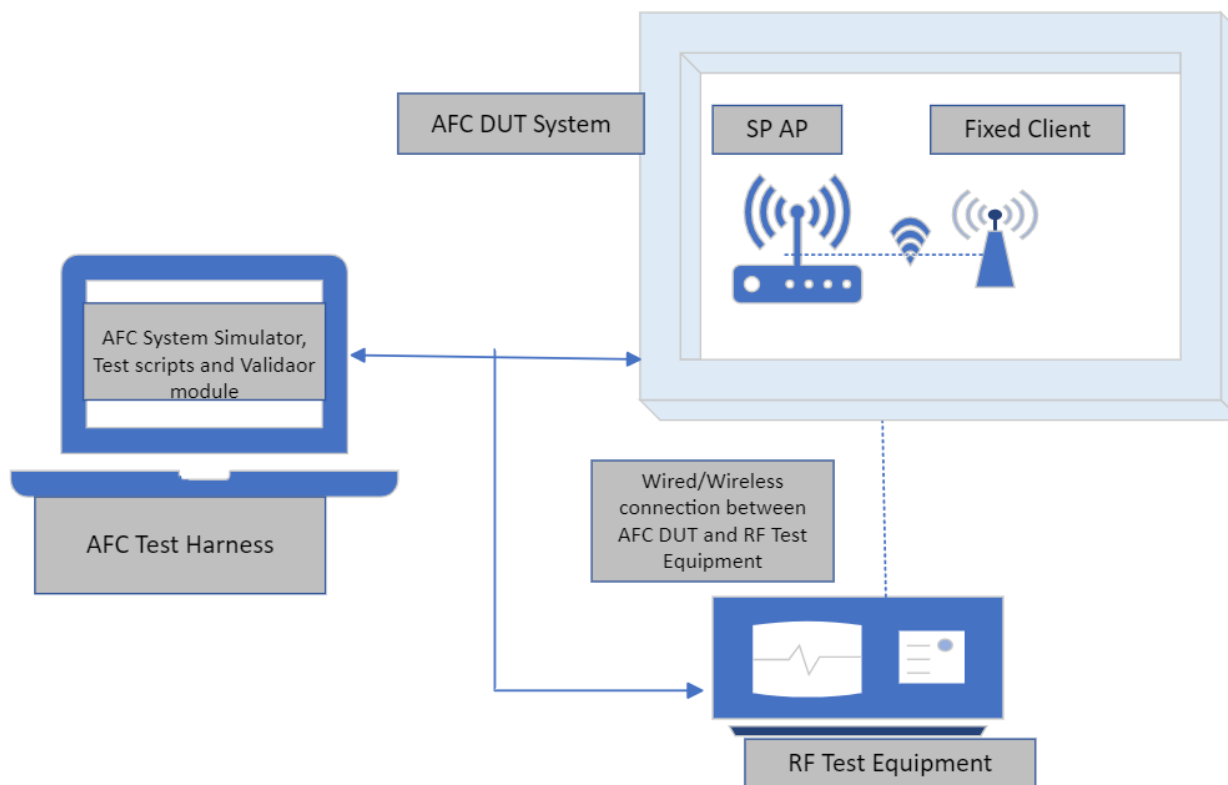


Figure 1 Fixed Client Device Test Setup

6.2. RF Test Equipment setup

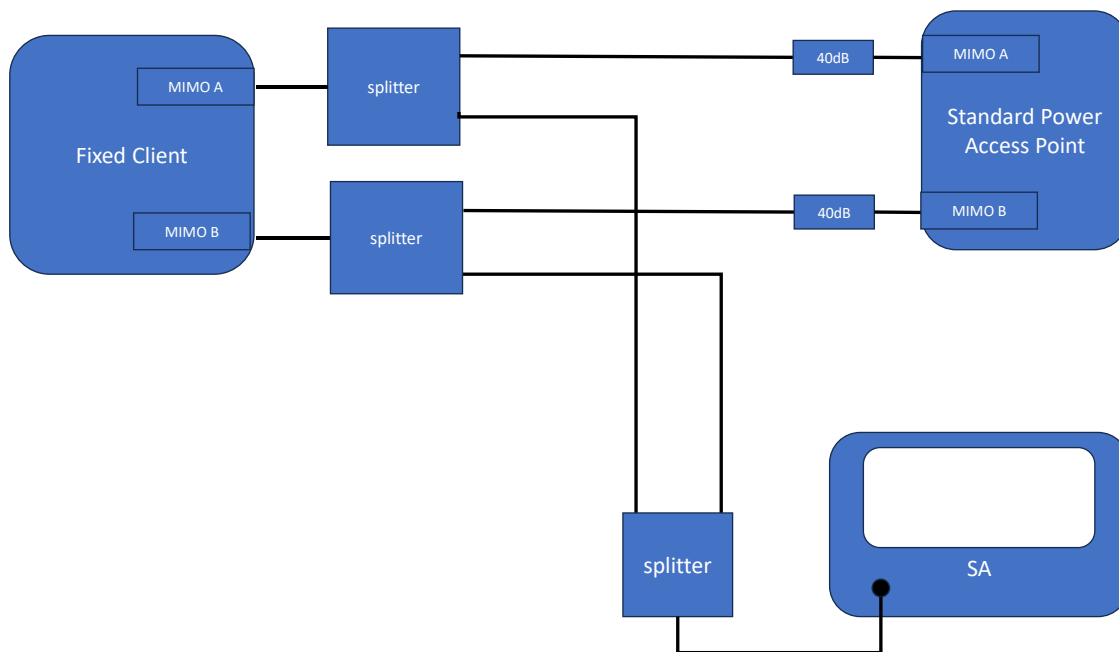


Figure 2: RF Test setup Equipment for Fixed Client

A full system calibration was performed on the test setup and any resulting system losses were taken into account in the production of all final measurement data. The Antenna gain of 24dBi and the duty cycle of 50% (3 dB) was also accounted for.

The measurement uncertainty is 2.7 dB with a 95% confidence level.

6.3. Test Equipment Utilized

Asset#	Description	Manufacturer	Model#	Serial#	Calibration Due Date
0266	50 GHz Signal Analyzer	Keysight	MXA N9020B	MY60110791	07 / 25 / 2025
0352	Splitter / Combiner 2-8 GHz	Pasternack	PE2031	--	N/A
0352	Splitter / Combiner 2-8 GHz	Pasternack	PE2031	--	N/A
0422	Splitter / Combiner	Mini Circuits	15542	9833	N/A
--	Laptop	Dell	--	--	N/A
--	WFA-test-harness	Wi-Fi Alliance	SW version 2.0.65.174	N A	N/A

7. TEST SUMMARY

7.1. List of Tests

Test case	Test Header	Result	Link to log files
3.1	CT_AFC_FC_STA_AFCDRSA31_Frequency_20MHz_10640_1	PASS	RSA31-20
3.1	CT_AFC_FC_STA_AFCDRSA31_Frequency_40MHz_10641_1	PASS	RSA31-40
3.1	CT_AFC_FC_STA_AFCDRSA31_Frequency_80MHz_10642_1	PASS	RSA31-80
3.1	CT_AFC_FC_STA_AFCDRSA31_Frequency_160MHz_10643_1	PASS	RSA31-160
3.2	CT_AFC_FC_STA_AFCDUSA32_Frequency_10644_1	PASS	USA 32
3.3	CT_AFC_FC_STA_AFCDSAU33_Frequency_10645_1	PASS	SAU33
3.4	CT_AFC_FC_STA_AFCDUAU34_Frequency_10646_1	PASS	UAU34

The related RF measurements can be found in [Section 9](#) of this report

Detailed log files are available at MiCOM Labs on request.

8. Test harness protocol tests

8.1. Successful Registration and Spectrum Access Request

FCC requirement: 15.407(k)(1), 15.407(k)(8)(i), 15.407(k)(8)(ii), 15.407(k)(8)(iii), 15.407(l)(ii), 15.407(k)(8)(iv)

8.1.1. Test procedure

Step	Description
1	If the AFC DUT is Standard Power Access Point, go to Step 2, else go to Step 12
2	AFC DUT set to Initial Pre-test State. If needed (see Table 9 declaration), configure the AFC DUT with BSS parameters per Table 14 and a temporary test regulatory identifier (e.g., FCC ID), geographic coordinates, antenna height, and uncertainty parameters. Configure the AFC DUT with AFC System URL and server root certificate. Trigger the AFC DUT to send to the AFC DUT Test Harness an Available Spectrum Inquiry Request.
3	AFC DUT sends a valid Available Spectrum Inquiry Request containing the inquired Frequency Range and/or the inquired Channels fields*.
4	AFC DUT Test Harness validates the presence of mandatory registration information
5	AFC DUT Test Harness sends an Available Spectrum Inquiry Response containing a list of available frequency ranges and/or channels and the maximum permissible transmit power in the available Frequency Info and/or available Channel Info fields.
6	Throughout Step 1 to Step 4, RF Test Equipment monitors the output of the AFC DUT to confirm that the AFC DUT does not transmit: <ul style="list-style-type: none"> In the band if the AFC DUT supports only SP operation Or <ul style="list-style-type: none"> Above LPI limits for AFC DUT whose manufacturer attests to its compliance with rules for LPI operation Wait for 60 seconds RF Test Equipment monitors any transmission by the AFC DUT conforms to the following: <ul style="list-style-type: none"> For SP only operation, AFC DUT conforms to the conditions contained in the Available Spectrum Inquiry Response and does not exceed emissions limits in adjacent frequencies. For AFC DUT whose manufacturer attests to its compliance with rules for LPI operation, AFC DUT transmit power in the band is less than CEILING [LPI limits, SP limits contained in the Available Spectrum Inquiry Response] and does not exceed emissions limits in adjacent frequencies.
7	Trigger the AFC DUT to send to the AFC DUT Test Harness an Available Spectrum Inquiry Request.
8	AFC DUT sends a valid Available Spectrum Inquiry Request containing the inquired Frequency Range and/or the inquired Channels fields*.
9	AFC DUT Test Harness validates the presence of mandatory registration information

Step	Description
10	AFC DUT Test Harness sends an Available Spectrum Inquiry Response containing a list of available frequency ranges and/or channels and the maximum permissible transmit power in the available Frequency Info and/or available Channel Info fields which are significantly different from Step 5.
11	Wait for 5 minutes (configurable) RF Test Equipment monitors any transmission by the AFC DUT conforms to the following: <ul style="list-style-type: none"> For SP only operation, AFC DUT conforms to the conditions contained in the latest Available Spectrum Inquiry Response and does not exceed emissions limits in adjacent frequencies. For AFC DUT whose manufacturer attests to its compliance with rules for LPI operation, AFC DUT transmit power in the band is less than CEILING [LPI limits, SP limits contained in the latest Available Spectrum Inquiry Response] and does not exceed emissions limits in adjacent frequencies
12	If the AFC DUT is Fixed Client, go to Step 13 else Stop the test
13	The AFC DUT set to Initial Pre-test State.
14	If needed (see Table 9 declaration), configure the AFC DUT with a temporary test regulatory identifier (e.g., FCC ID), geographic coordinates, antenna height, and uncertainty parameters. Configure the AFC DUT with AFC System URL and server root certificate. Trigger the AFC DUT to send to the AFC DUT Test Harness an Available Spectrum Inquiry Request using either In-band or Out-of- band methods.
15	AFC DUT sends a valid Available Spectrum Inquiry Request containing the inquired Frequency Range and/or the inquired Channels fields*
16	AFC DUT Test Harness validates the presence of mandatory registration information
17	AFC DUT Test Harness sends an Available Spectrum Inquiry Response containing a list of available frequency ranges and/or channels and the maximum permissible transmit power in the available Frequency Info and/or available Channel Info fields.
18	If AFC DUT used Out-of-band method, initiate connection procedure between AFC DUT and SP Access Point by following instructions provided by the AFC DUT Vendor
19	Wait for 60 seconds RF Test Equipment monitors any transmission by the AFC DUT conforms to the conditions contained in the Available Spectrum Inquiry Response and does not exceed emissions limits in adjacent frequencies
20	Trigger the AFC DUT to send to the AFC DUT Test Harness an Available Spectrum Inquiry Request using either In-band or Out-of- band methods
21	AFC DUT sends a valid Available Spectrum Inquiry Request containing the inquired Frequency Range and/or the inquired Channels fields*
22	AFC DUT Test Harness validates the presence of mandatory registration information
23	AFC DUT Test Harness sends an Available Spectrum Inquiry Response containing a list of available frequency ranges and/or channels and the maximum permissible transmit power in the available Frequency Info and/or available Channel Info fields which are significantly different from Step 17.

Step	Description
24	If AFC DUT used Out-of-band method, initiate connection procedure between AFC DUT and SP Access Point by following instructions provided by the AFC DUT Vendor
25	Wait for 60 seconds (configurable) RF Test Equipment monitors any transmission by the AFC DUT conforms to the conditions contained in the latest Available Spectrum Inquiry Response and does not exceed emissions limits in adjacent frequencies

8.1.2. Result logs

TestCaseName: CT_AFC_FC_STA_AFCDRSA31_Frequency_20MHz_10640_1 (Successful registration and spectrum access request)
TestResult:PASS
Band:6GHz

Measurements Name	Description	Value	Validation Result
AFC_DUT_SEND_SPECTRUM_INQUIRYREQUEST_1	AFC DUT sends an Available Spectrum Inquiry Request	true	PASS
AFC_DUT_SPECTRUM_INQUIRYREQUEST_VALID_1	Valid mandatory registration information	true	PASS
AFC_DUT_CONFORM_SPECTRUM_INQUIRYRESPONSE_1	AFC DUT conforms to the conditions in Spectrum Response (18.6 dBm/MHz PSD) on channel 65 bandwidth 20.	true	PASS
AFC_DUT_CONFORM_ADJACENT_FREQUENCIES_EMISSIONS_LIMITS_1	AFC DUT conforms to not exceed emissions limits in adjacent frequencies	true	PASS
AFC_DUT_SEND_SPECTRUM_INQUIRYREQUEST_2	AFC DUT sends an Available Spectrum Inquiry Request	true	PASS
AFC_DUT_SPECTRUM_INQUIRYREQUEST_VALID_2	Valid mandatory registration information	true	PASS
AFC_DUT_CONFORM_SPECTRUM_INQUIRYRESPONSE_2	AFC DUT conforms to the conditions in Spectrum Response (11.1 dBm/MHz PSD) on channel 65 bandwidth 20.	true	PASS
AFC_DUT_CONFORM_ADJACENT_FREQUENCIES_EMISSIONS_LIMITS_2	AFC DUT conforms to not exceed emissions limits in adjacent frequencies	true	PASS

[Back to overview](#)

TestCaseName: CT_AFC_FC_STA_AFCDRSA31_Frequency_40MHz_10641_1 (Successful registration and spectrum access request)
TestResult:PASS
Band:6GHz

Measurements Name	Description	Value	Validation Result
AFC_DUT_SEND_SPECTRUM_INQUIRYREQUEST_1	AFC DUT sends an Available Spectrum Inquiry Request	true	PASS
AFC_DUT_SPECTRUM_INQUIRYREQUEST_VALID_1	Valid mandatory registration information	true	PASS
AFC_DUT_CONFORM_SPECTRUM_INQUIRYRESPONSE_1	AFC DUT conforms to the conditions in Spectrum Response (10.7 dBm/MHz PSD) on channel center frequency index 67 bandwidth 40.	true	PASS
AFC_DUT_CONFORM_ADJACENT_FREQUENCIES_EMISSIONS_LIMITS_1	AFC DUT conforms to not exceed emissions limits in adjacent frequencies	true	PASS
AFC_DUT_SEND_SPECTRUM_INQUIRYREQUEST_2	AFC DUT sends an Available Spectrum Inquiry Request	true	PASS
AFC_DUT_SPECTRUM_INQUIRYREQUEST_VALID_2	Valid mandatory registration information	true	PASS
AFC_DUT_CONFORM_SPECTRUM_INQUIRYRESPONSE_2	AFC DUT conforms to the conditions in Spectrum Response (10.1 dBm/MHz PSD) on channel center frequency index 67 bandwidth 40.	true	PASS
AFC_DUT_CONFORM_ADJACENT_FREQUENCIES_EMISSIONS_LIMITS_2	AFC DUT conforms to not exceed emissions limits in adjacent frequencies	true	PASS

[Back to overview](#)

TestCaseName: CT_AFC_FC_STA_AFCDRSA31_Frequency_80MHz_10642_1 (Successful registration and spectrum access request)
TestResult: PASS
Band: 6GHz

Measurements Name	Description	Value	Validation Result
AFC_DUT_SEND_SPECTRUM_INQUIRYREQUEST_1	AFC DUT sends an Available Spectrum Inquiry Request	true	PASS
AFC_DUT_SPECTRUM_INQUIRYREQUEST_VALID_1	Valid mandatory registration information	true	PASS
AFC_DUT_CONFORM_SPECTRUM_INQUIRYRESPONSE_1	AFC DUT conforms to the conditions in Spectrum Response (12.6 dBm/MHz PSD) on channel center frequency index 71 bandwidth 80.	true	PASS
AFC_DUT_CONFORM_ADJACENT_FREQUENCIES_EMISSIONS_LIMITS_1	AFC DUT conforms to not exceed emissions limits in adjacent frequencies	true	PASS
AFC_DUT_SEND_SPECTRUM_INQUIRYREQUEST_2	AFC DUT sends an Available Spectrum Inquiry Request	true	PASS
AFC_DUT_SPECTRUM_INQUIRYREQUEST_VALID_2	Valid mandatory registration information	true	PASS
AFC_DUT_CONFORM_SPECTRUM_INQUIRYRESPONSE_2	AFC DUT conforms to the conditions in Spectrum Response (14.8 dBm/MHz PSD) on channel center frequency index 71 bandwidth 80.	true	PASS
AFC_DUT_CONFORM_ADJACENT_FREQUENCIES_EMISSIONS_LIMITS_2	AFC DUT conforms to not exceed emissions limits in adjacent frequencies	true	PASS

[Back to overview](#)

TestCaseName: CT_AFC_FC_STA_AFCDRSA31_Frequency_160MHz_10643_1 (Successful registration and spectrum access request)
TestResult: PASS
Band: 6GHz

Measurements Name	Description	Value	Validation Result
AFC_DUT_SEND_SPECTRUM_INQUIRYREQUEST_1	AFC DUT sends an Available Spectrum Inquiry Request	true	PASS
AFC_DUT_SPECTRUM_INQUIRYREQUEST_VALID_1	Valid mandatory registration information	true	PASS
AFC_DUT_CONFORM_SPECTRUM_INQUIRYRESPONSE_1	AFC DUT conforms to the conditions in Spectrum Response (8.1 dBm/MHz PSD) on channel center frequency index 79 bandwidth 160.	true	PASS
AFC_DUT_CONFORM_ADJACENT_FREQUENCIES_EMISSIONS_LIMITS_1	AFC DUT conforms to not exceed emissions limits in adjacent frequencies	true	PASS
AFC_DUT_SEND_SPECTRUM_INQUIRYREQUEST_2	AFC DUT sends an Available Spectrum Inquiry Request	true	PASS
AFC_DUT_SPECTRUM_INQUIRYREQUEST_VALID_2	Valid mandatory registration information	true	PASS
AFC_DUT_CONFORM_SPECTRUM_INQUIRYRESPONSE_2	AFC DUT conforms to the conditions in Spectrum Response (10.2 dBm/MHz PSD) on channel center frequency index 79 bandwidth 160.	true	PASS
AFC_DUT_CONFORM_ADJACENT_FREQUENCIES_EMISSIONS_LIMITS_2	AFC DUT conforms to not exceed emissions limits in adjacent frequencies	true	PASS

[Back to overview](#)

8.2. Unsuccessful spectrum access request

FCC requirement: 15.407(k)(1), 15.407(k)(8)(i), 15.407(k)(8)(ii), 15.407(k)(8)(iii)

8.2.1. Test procedure

Step	Description
1	If the AFC DUT is Standard Power Access Point, go to Step 2, else go to Step 7
2	AFC DUT set to Initial Pre-test State. If needed (see Table 9 declaration), configure the AFC DUT with BSS parameters per Table 14 and a temporary test regulatory identifier (e.g., FCC ID), geographic coordinates, antenna height, and uncertainty parameters. Configure the AFC DUT with AFC System URL and server root certificate. Trigger the AFC DUT to send to the AFC DUT Test Harness an Available Spectrum Inquiry Request.
3	AFC DUT sends a valid Available Spectrum Inquiry Request containing the inquired Frequency Range and/or the inquired Channels fields*.
4	AFC DUT Test Harness validates mandatory registration information.
5	AFC DUT Test Harness sends an Available Spectrum Inquiry Response indicating that no frequency ranges and/or channels are available.
6	Throughout Step 2 to Step 5 and subsequent to Step 5, RF Test Equipment monitors the output of the AFC DUT to confirm the following: For SP only operation, AFC DUT does not transmit in the band. For AFC DUT whose manufacturer attests to its compliance with rules for LPI operation, the AFC DUT does not transmit above LPI limits.
7	If the AFC DUT is Fixed Client, go to Step 8 else Stop the test
8	The AFC DUT set to Initial Pre-test State.
9	If needed (see Table 9 declaration), configure the AFC DUT with a temporary test regulatory identifier (e.g., FCC ID or IC ID), geographic coordinates, antenna height, and uncertainty parameters. Configure the AFC DUT with AFC System URL and server root certificate. Trigger the AFC DUT to send to the AFC DUT Test Harness an Available Spectrum Inquiry Request.
10	AFC DUT sends a valid Available Spectrum Inquiry Request containing the inquired Frequency Range and/or the inquired Channels fields*.
11	AFC DUT Test Harness validates mandatory registration information.
12	AFC DUT Test Harness sends an Available Spectrum Inquiry Response indicating that no frequency ranges and/or channels are available using either In-band or Out-of-band methods.
13	If AFC DUT used Out-of-band method, initiate connection procedure between Fixed Client and SP Access Point by following instructions provided by the AFC DUT Vendor
14	Wait for 60 seconds RF Test Equipment monitors that the AFC DUT does not transmit above maximum transmit power limits advertised by the Standard Power Access Point for Standard Client Devices in the channel.

8.2.2. Result logs

TestCaseName: CT_AFC_FC_STA_AFCUSA32_Frequency_10644_1 (Unsuccessful registration and spectrum access request)
TestResult: PASS
Band: 6GHz

Measurements Name	Description	Value	Validation Result
AFC_DUT_SEND_SPECTRUM_INQUIRYREQUEST	AFC DUT sends an Available Spectrum Inquiry Request	true	PASS
AFC_DUT_SPECTRUM_INQUIRYREQUEST_VALID	Valid mandatory registration information	true	PASS
AFC_DUT_CONFORM_SPECTRUM_INQUIRYRESPONSE	AFC DUT conforms to the conditions in the Spectrum Inquiry Response	true	PASS

[Back to overview](#)

8.3. Successful spectrum access update

FCC requirement: 15.407(k)(8)(i), 15.407(k)(8)(ii), 15.407(k)(9)(i)

8.3.1. Test procedure

Step	Description
1	If the AFC DUT is Standard Power Access Point, go to Step 2, else go to Step 12
2	AFC DUT set to Initial Pre-test State. If needed (see Table 9 declaration), configure the DUT with BSS parameters per Table 14 and a temporary test regulatory identifier (e.g., FCC ID), geographic coordinates, antenna height, and uncertainty parameters. Configure the AFC DUT with AFC System URL and server root certificate. Trigger the AFC DUT to send to the AFC DUT Test Harness an Available Spectrum Inquiry Request.
3	AFC DUT sends a valid Available Spectrum Inquiry Request containing the inquired Frequency Range and/or the inquired Channels fields*.
4	AFC DUT Harness validates mandatory registration information.
5	AFC DUT Test Harness sends an Available Spectrum Inquiry Response containing a list of available frequency ranges and/or channels and the maximum permissible transmit power in the available Frequency Info and/or available Channel Info fields.
6	Throughout the preceding steps, RF Test Equipment monitors the output of the AFC DUT to confirm that the AFC DUT does not transmit: In the band if the AFC DUT supports only SP operation Or <ul style="list-style-type: none"> Above LPI limits for AFC DUT whose manufacturer attests to its compliance with rules for LPI operation Wait for 60 seconds RF Test Equipment monitors any transmission by the AFC DUT conforms to the following: For SP only operation, AFC DUT conforms to the conditions contained in the Available Spectrum Inquiry Response and does not exceed emissions limits in adjacent frequencies. For AFC DUT whose manufacturer attests to its compliance with rules for LPI operation, AFC DUT transmit power in the band is less than CEILING [LPI limits, SP limits contained in the Available Spectrum Inquiry Response] and does not exceed emissions limits in adjacent frequencies.
7	AFC DUT is power cycled. If needed (see Table 9 declaration), configure the AFC DUT with a temporary test regulatory identifier (e.g., FCC ID), new geographic coordinates, antenna height, and uncertainty parameters. Configure the AFC DUT with AFC System URL and server root certificate.

Step	Description
8	<p>Wait for 60 seconds</p> <p>If the AFC DUT does not send an Available Spectrum Inquiry Request, RF Test Equipment monitors the output of the AFC DUT to verify the following and STOP the test</p> <p>For SP only operation, AFC DUT does not transmit in the band.</p> <p>For AFC DUT whose manufacturer attests to its compliance with rules for LPI operation, the AFC DUT does not transmit above LPI limits.</p> <p>If the AFC DUT sends an Available Spectrum Inquiry Request, then CONTINUE with Step 9</p>
9	AFC DUT Test Harness evaluates validity of mandatory registration information
10	<p>AFC DUT Test Harness waits for 60 seconds before sending an Available Spectrum Inquiry Response containing a list of available frequency ranges and/or channels and the maximum permissible transmit power in the available Frequency Info and/or available Channel Info fields which are significantly different from Step 5.</p> <p>During the 60 seconds wait time:</p> <ul style="list-style-type: none"> For AFC DUT whose manufacturer attests to its compliance with rules for LPI operation, RF Test Equipment monitors the output of the AFC DUT to confirm that AFC DUT does not transmit above LPI threshold limits For SP only operation, RF Test Equipment monitors the output of the AFC DUT to confirm that AFC DUT doesn't transmit in the band
11	<p>Wait for 60 seconds</p> <p>RF Test Equipment monitors any transmission by the AFC DUT conforms to the following:</p> <p>For SP only operation, AFC DUT conforms to the conditions contained in the Available Spectrum Inquiry Response and does not exceed emissions limits in adjacent frequencies.</p> <p>For AFC DUT whose manufacturer attests to its compliance with rules for LPI operation, AFC DUT transmit power in the band is less than CEILING [LPI limits, SP limits contained in the Available Spectrum Inquiry Response] and does not exceed emissions limits in adjacent frequencies.</p>
12	If the AFC DUT is Fixed Client, go to Step 13 else Stop the test
13	The AFC DUT is set to Initial Pre-test State.
14	<p>If needed (see Table 9 declaration), configure the AFC DUT with a temporary test regulatory identifier (e.g., FCC ID), geographic coordinates, antenna height, and uncertainty parameters.</p> <p>Configure the AFC DUT with AFC System URL and server root certificate.</p> <p>Trigger the AFC DUT to send to the AFC DUT Test Harness an Available Spectrum Inquiry Request using either In-band or Out-of-band methods.</p>
15	AFC DUT sends a valid Available Spectrum Inquiry Request containing the inquired Frequency Range and/or the inquired Channels fields*
16	AFC DUT Test Harness validates the presence of mandatory registration information

Step	Description
17	AFC DUT Test Harness sends an Available Spectrum Inquiry Response containing a list of available frequency ranges and/or channels and the maximum permissible transmit power in the available Frequency Info and/or available Channel Info fields.
18	If AFC DUT uses Out-of-band method, initiate connection procedure between AFC DUT and SP Access Point by following instructions provided by the AFC DUT Vendor
19	Wait for 60 seconds RF Test Equipment monitors any transmission by the AFC DUT conforms to the conditions contained in the Available Spectrum Inquiry Response and does not exceed emissions limits in adjacent frequencies
20	AFC DUT is power cycled. If needed (see Table 9 declaration), configure the AFC DUT with a temporary test regulatory identifier (e.g., FCC ID), new geographic coordinates, antenna height, and uncertainty parameters. Configure the AFC DUT with AFC System URL and server root certificate
21	Wait for 60 seconds If the AFC DUT does not send an Available Spectrum Inquiry Request, RF Test Equipment monitors the output of the AFC DUT to verify the AFC DUT does not transmit above maximum transmit power limits advertised by the Standard Power Access Point for Standard Client Devices in the channel and STOP the test. If the AFC DUT sends an Available Spectrum Inquiry Request, then CONTINUE with Step 21
22	AFC DUT Test Harness evaluates validity of mandatory registration information
23	AFC DUT Test Harness waits for 60 seconds before sending an Available Spectrum Inquiry Response containing a list of available frequency ranges and/or channels and the maximum permissible transmit power in the available Frequency Info and/or available Channel Info fields which are significantly different from step 17. During the 60 seconds wait time, RF Test Equipment monitors the output of the AFC DUT to confirm that the AFC DUT does not transmit above maximum transmit power limits advertised by the Standard Power Access Point for Standard Client Devices in the channel.
24	If AFC DUT uses Out-of-band method, initiate connection procedure between AFC DUT and SP Access Point by following instructions provided by the AFC DUT Vendor
25	Wait for 60 seconds RF Test Equipment monitors any transmission by the AFC DUT conforms to the conditions contained in the Available Spectrum Inquiry Response and does not exceed emissions limits in adjacent frequencies

8.3.2. Result log

TestCaseName: CT_AFC_FC_STA_AFCDSAU33_Frequency_10645_1 (Successful spectrum access update)

TestResult: PASS

Band: 6GHz

Measurements Name	Description	Value	Validation Result
AFC_DUT_SEND_SPECTRUM_INQUIRYREQUEST	AFC DUT sends an Available Spectrum Inquiry Request	true	PASS
AFC_DUT_SPECTRUM_INQUIRYREQUEST_VALID_1	Valid mandatory registration information	true	PASS
AFC_DUT_CONFORM_SPECTRUM_INQUIRYRESPONSE_1	AFC DUT conforms to the conditions in Spectrum Response (12.9 dBm/MHz PSD) on channel 89 bandwidth 20.	true	PASS
AFC_DUT_CONFORM_ADJACENT_FREQUENCIES_EMISSIONS_LIMITS_1	AFC DUT conforms to not exceed emissions limits in adjacent frequencies	true	PASS
AFC_DUT_SP_OPERATION_NO_REQ	AFC DUT transmit with standard power in the band in no Spectrum Inquiry Request case	false	PASS

[Back to overview](#)

8.4. Unsuccessful spectrum access update

FCC requirement: 15.407(k)(8)(i), 15.407(k)(8)(ii), 15.407(k)(9)(i)

8.4.1. Test procedure

Step	Description
1	If the AFC DUT is Standard Power Access Point, go to Step 2, else go to Step 12
2	AFC DUT set to Initial Pre-test State. If needed (see Table 5 declaration), configure the AFC DUT with BSS parameters per Table 9 and a temporary test regulatory identifier (e.g., FCC ID), geographic coordinates, antenna height, and uncertainty parameters. Configure the DUT with AFC System URL and server root certificate. Trigger the DUT to send to the AFC DUT Test Harness an Available Spectrum Inquiry Request using either In-band or Out-of-band methods.
3	AFC DUT sends a valid Available Spectrum Inquiry Request containing the inquired Frequency Range and/or the inquired Channels fields.
4	AFC DUT Test Harness validates mandatory registration information
5	AFC DUT Test Harness sends an Available Spectrum Inquiry Response containing a list of available frequency ranges and/or channels and the maximum permissible transmit power in the available Frequency Info and/or available Channel Info fields.
6	Throughout the Step 2 to 5, RF Test Equipment monitors the output of the AFC DUT to confirm that the AFC DUT does not transmit: In the band if the AFC DUT supports only SP operation Or <ul style="list-style-type: none"> Above LPI limits for AFC DUT whose manufacturer attests to its compliance with rules for LPI operation Wait for 60 seconds RF Test Equipment monitors any transmission by the AFC DUT conforms to the following: For SP only operation, AFC DUT conforms to the conditions contained in the Available Spectrum Inquiry Response and does not exceed emissions limits in adjacent frequencies. For AFC DUT whose manufacturer attests to its compliance with rules for LPI operation, AFC DUT transmit power in the band is less than CEILING [LPI limits, SP limits contained in the Available Spectrum Inquiry Response] and does not exceed emissions limits in adjacent frequencies
7	AFC DUT is power cycled. If needed (see Table 9 declaration), configure the AFC DUT with a temporary test regulatory identifier (e.g., FCC ID), new geographic coordinates, antenna height, and uncertainty parameters. Configure the AFC DUT with AFC System URL and server root certificate.

Step	Description
8	<p>Wait for 60 seconds</p> <p>If the AFC DUT does not send an Available Spectrum Inquiry Request, RF Test Equipment monitors the output of the DUT to verify the following and STOP the test:</p> <ul style="list-style-type: none"> For SP only operation, AFC DUT does not transmit in the band, <ul style="list-style-type: none"> For AFC DUT whose manufacturer attests to its compliance with rules for LPI operation, the AFC DUT does not transmit above LPI limits. <p>If the AFC DUT sends an Available Spectrum Inquiry Request, then CONTINUE with Step 8</p>
9	AFC DUT Test Harness evaluates validity of mandatory registration information.
10	AFC DUT Test Harness sends an Available Spectrum Inquiry Response indicating that no frequency ranges and/or channels are available.
11	<p>Throughout Step 7 to 10 and subsequent to Step 10 Test Equipment monitors the output of the AFC DUT to confirm that: For SP only operation, AFC DUT does not transmit in the band.</p> <p>For AFC DUT whose manufacturer attests to its compliance with rules for LPI operation, the AFC DUT does not transmit above LPI limits.</p>
12	If the AFC DUT is Fixed Client, go to Step 13 else Stop the test
13	The AFC DUT set to Initial Pre-test State.
14	<p>If needed (see Table 9 declaration), configure the DUT with a temporary test regulatory identifier (e.g., FCC ID), geographic coordinates, antenna height, and uncertainty parameters.</p> <p>Configure the AFC DUT with AFC System URL and server root certificate.</p> <p>Trigger the AFC DUT to send to the AFC DUT Test Harness an Available Spectrum Inquiry Request using either In-band or Out-of- band methods.</p>
15	AFC DUT sends a valid Available Spectrum Inquiry Request containing the inquired Frequency Range and/or the inquired Channels fields*
16	AFC DUT Test Harness validates the presence of mandatory registration information
17	AFC DUT Test Harness sends an Available Spectrum Inquiry Response containing a list of available frequency ranges and/or channels and the maximum permissible transmit power in the available Frequency Info and/or available Channel Info fields.
18	If AFC DUT used Out-of-band method, initiate connection procedure between AFC DUT and SP Access Point by following instructions provided by the AFC DUT Vendor
19	<p>Wait for 60 seconds</p> <p>RF Test Equipment monitors any transmission by the AFC DUT conforms to the conditions contained in the Available Spectrum Inquiry Response and does not exceed emissions limits in adjacent frequencies</p>

Step	Description
20	AFC DUT is power cycled. If needed (see Table 9 declaration), configure the AFC DUT with a temporary test regulatory identifier (e.g., FCC ID or IC ID), new geographic coordinates, antenna height, and uncertainty parameters. Configure the AFC DUT with AFC System URL and server root certificate
21	Wait for 60 seconds If the AFC DUT does not send an Available Spectrum Inquiry Request, RF Test Equipment monitors that the AFC DUT does not transmit above maximum transmit power limits advertised by the Standard Power Access Point for Standard Client Devices in the channel., If the AFC DUT sends an Available Spectrum Inquiry Request, then CONTINUE with Step 22 else STOP the test
22	AFC DUT Test Harness evaluates validity of mandatory registration information.
23	AFC DUT Test Harness sends an Available Spectrum Inquiry Response indicating that no frequency ranges and/or channels are available.
24	If AFC DUT used Out-of-band method, initiate connection procedure between AFC DUT and SP Access Point by following instructions provided by the AFC DUT Vendor
25	Wait for 60 seconds RF Test Equipment monitors that the AFC DUT does not transmit above maximum transmit power limits advertised by the Standard Power Access Point for Standard Client Devices in the channel.

8.4.2. Result log

TestCaseName: CT_AFC_FC_STA_AFCDUAU34_Frequency_10646_1 (Unsuccessful spectrum access update)
 TestResult: PASS
 Band: 6GHz

Measurements Name	Description	Value	Validation Result
AFC_DUT_SEND_SPECTRUM_INQUIRYREQUEST	AFC DUT sends an Available Spectrum Inquiry Request	true	PASS
AFC_DUT_SPECTRUM_INQUIRYREQUEST_VALID_1	Valid mandatory registration information	true	PASS
AFC_DUT_CONFORM_SPECTRUM_INQUIRYRESPONSE_1	AFC DUT conforms to the conditions in Spectrum Response (23 dBm/MHz PSD) on channel 89 bandwidth 20.	true	PASS
AFC_DUT_CONFORM_ADJACENT_FREQUENCIES_EMISSIONS_LIMITS	AFC DUT conforms to not exceed emissions limits in adjacent frequencies	true	PASS
AFC_DUT_SP_OPERATION_NO_REQ	AFC DUT transmit with standard power in the band in no Spectrum Inquiry Request case	false	PASS

[Back to overview](#)

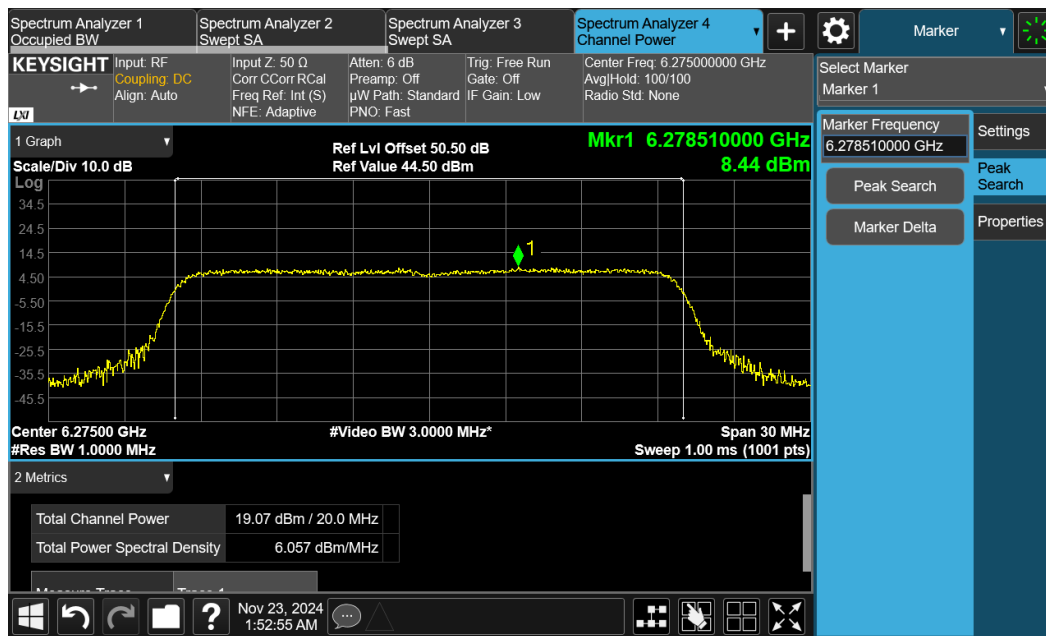
9. RF testing

9.1. Result summary table

Test	BW (MHz)	Frequency (MHz)	Channel #	EIRP PSD (dBm/MHz)	AFC limit EIRP PSD (dBm/MHz)	Chanel Power (dBm)	AFC Limit Chanel Power (dBm)	Verdict	Plot Reference
RSA 31	20	6275	65	8.4	18.6	--	--	PASS	RSA 31-1
		6275	65	7.5	11.1	--	--	PASS	RSA 31-2
	40	6285	67	7.1	10.7	--	--	PASS	RSA 31-3
		6285	67	6.3	10.1	--	--	PASS	RSA 31-4
	80	6285	71	8.6	12.6	--	--	PASS	RSA 31-5
		6285	71	9.6	14.8	--	--	PASS	RSA 31-6
	160	6285	79	7.4	8.1	--	--	PASS	RSA 31-7
		6285	79	2.8	10.2	--	--	PASS	RSA 31-8
USA 32		6395	89	9.2	17.0	19.9	30	PASS	USA 32-1
SAU-33	20	6395	89	7.1	12.9	--	--	PASS	SAU33_1
		6395	89	7.3	17.0	18.3	30	PASS	SAU33_2
SAU-34	20	6395	89	17.3	23.0	28.2	36	PASS	SAU34_1
		6395	89	16.7	17.0	28.8	30	PASS	SAU34_2

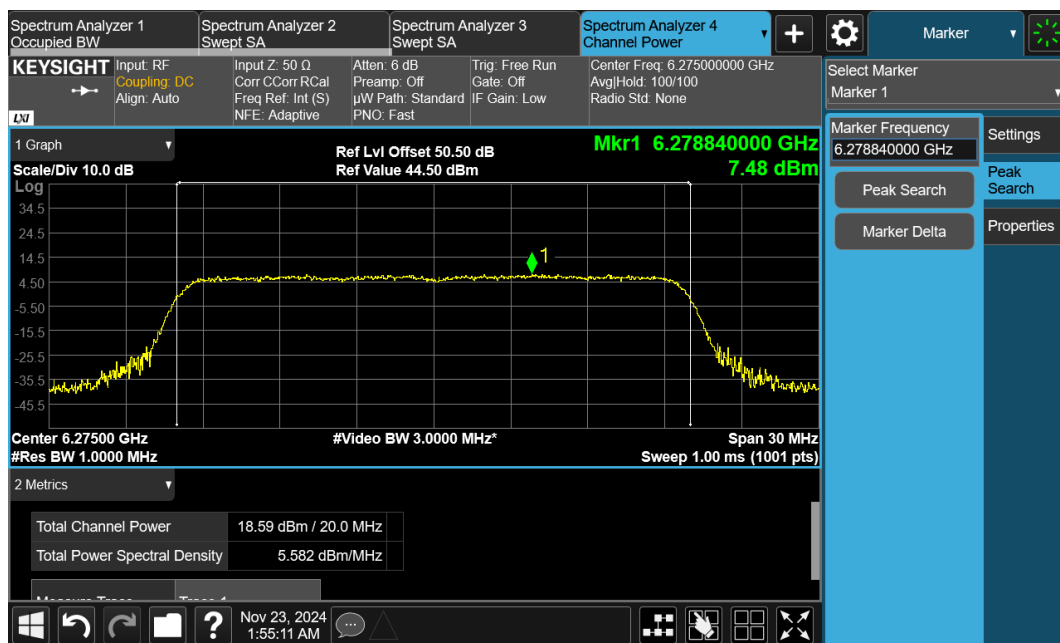
9.2. Measurement plots

RSA 31-1



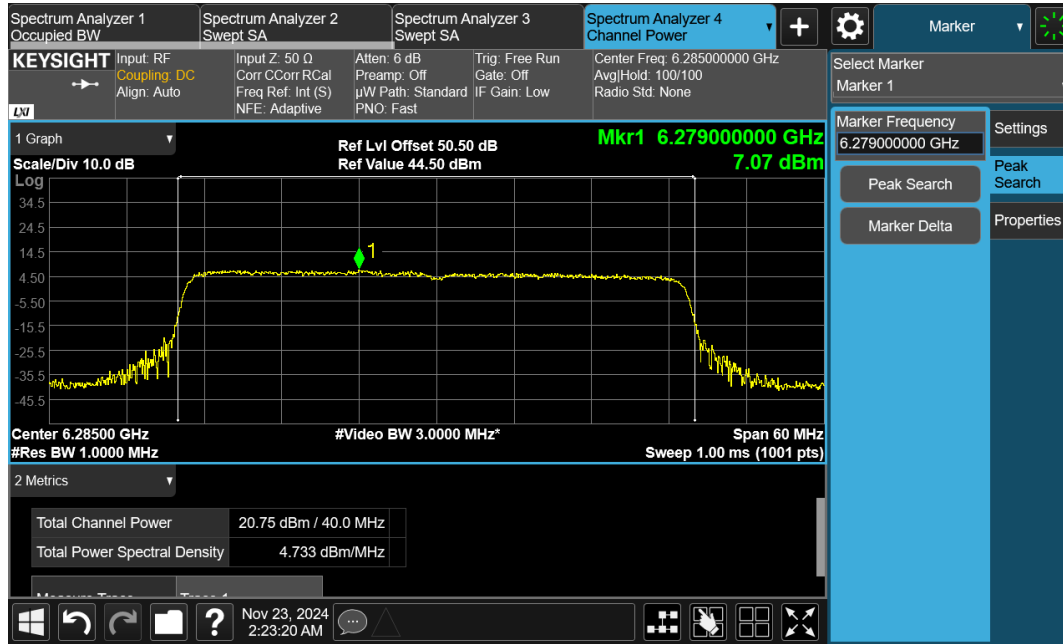
[Back to summary table](#)

RSA 31-2



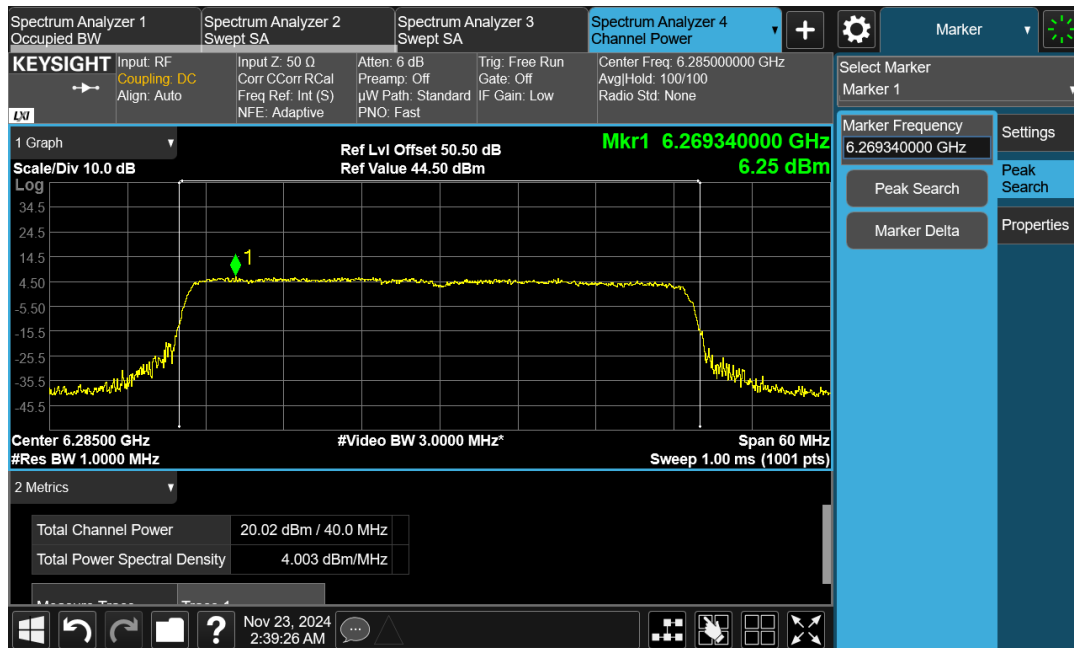
[Back to summary table](#)

RSA 31-3



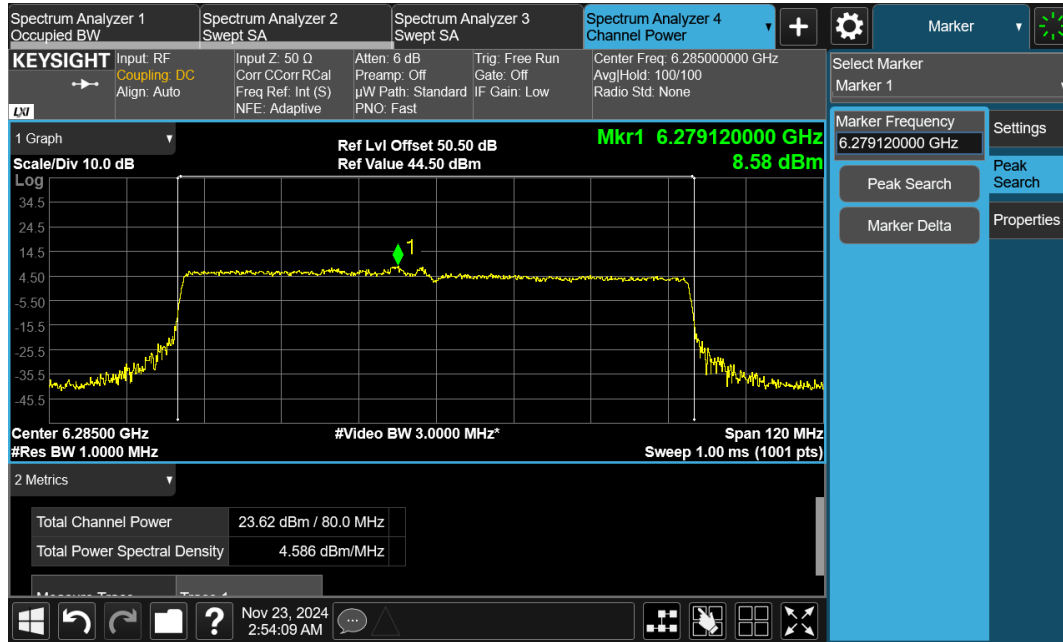
[Back to summary table](#)

RSA 31-4



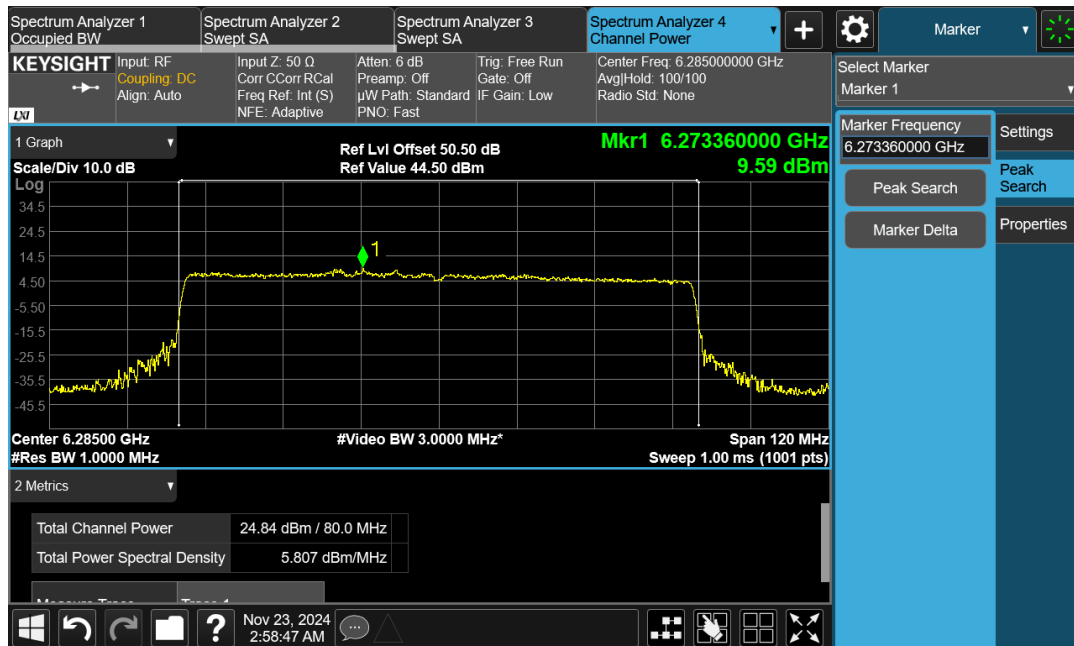
[Back to summary table](#)

RSA 31-5



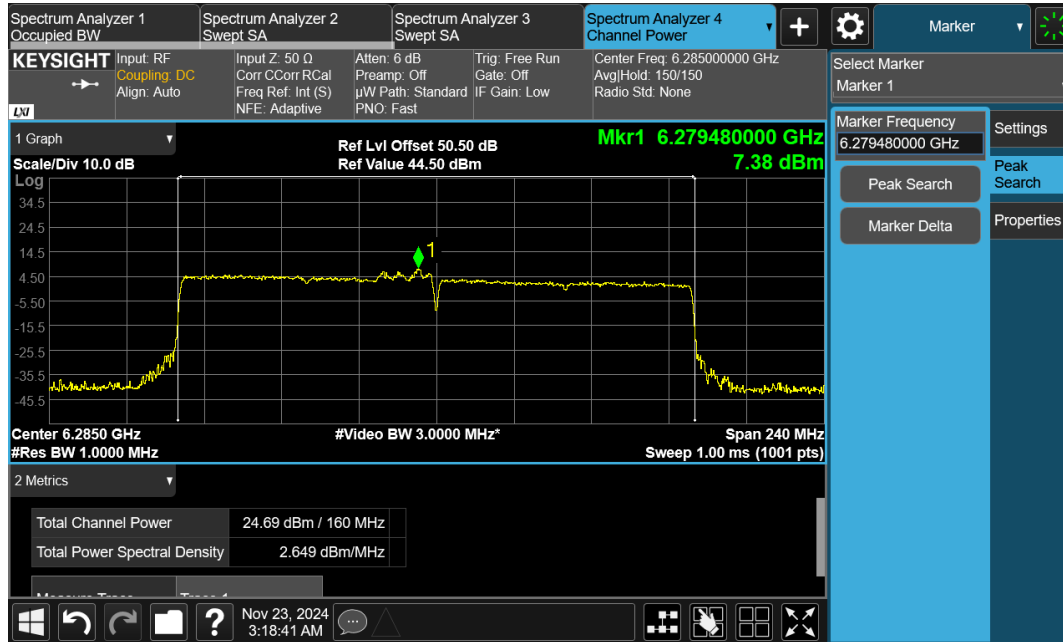
[Back to summary table](#)

RSA 31-6



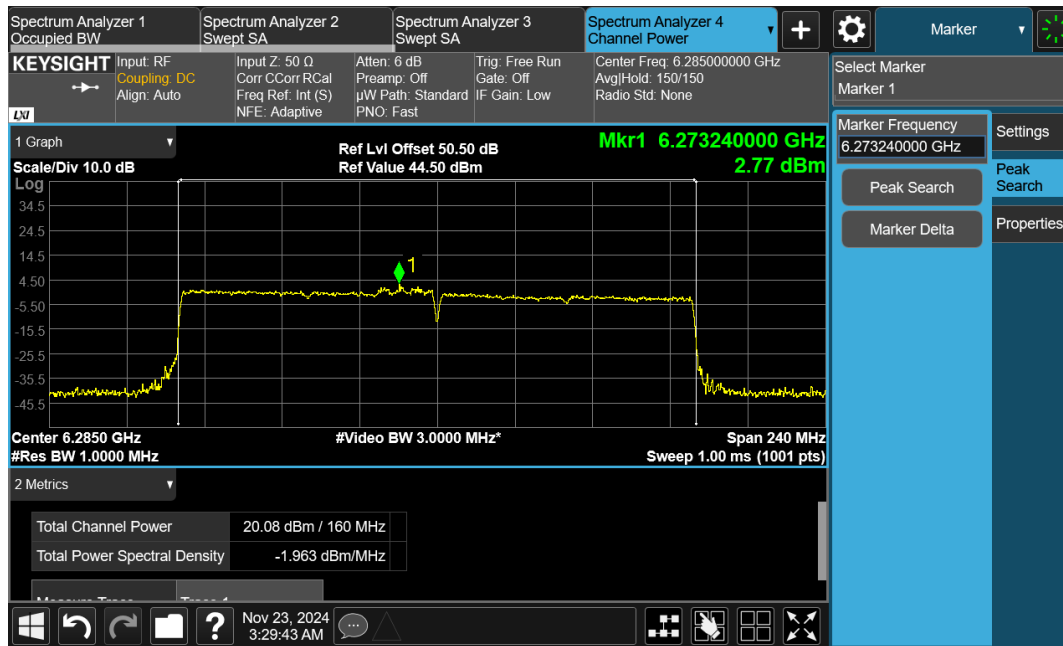
[Back to summary table](#)

RSA 31-7



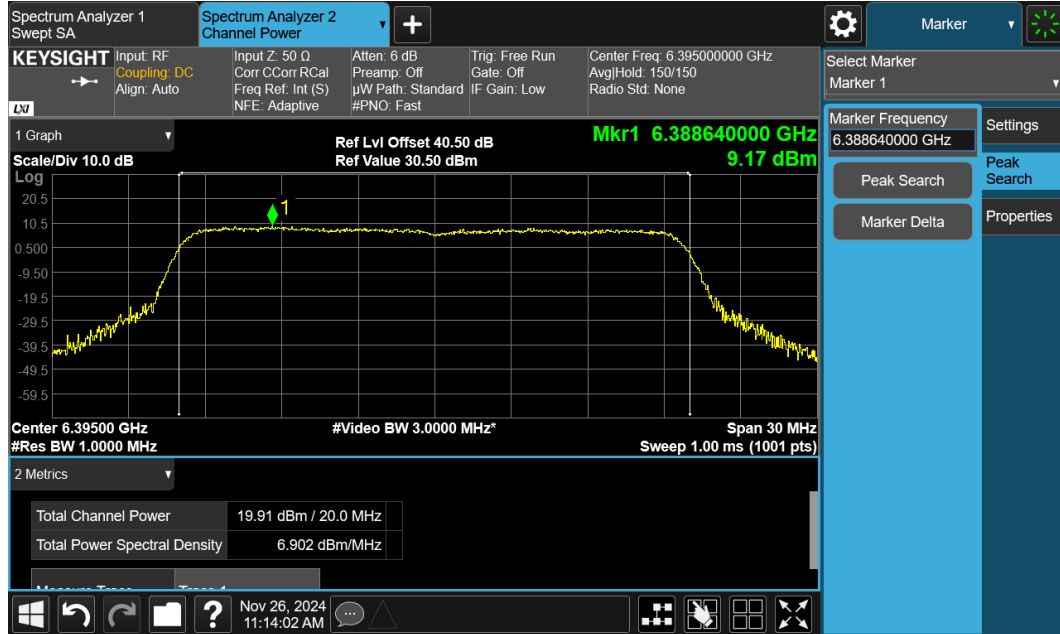
[Back to summary table](#)

RSA 31-8



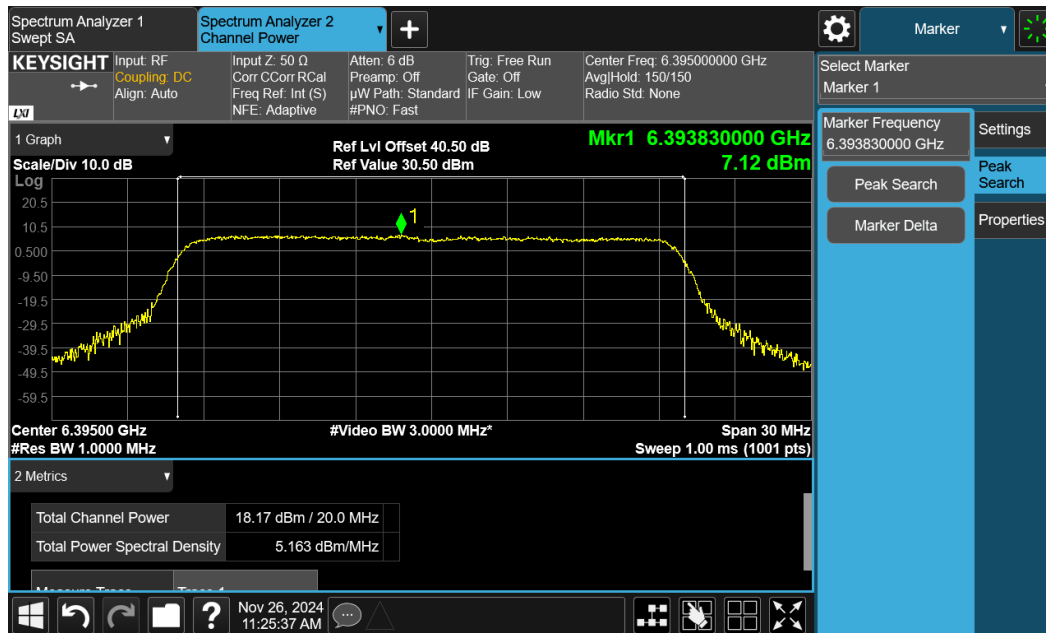
[Back to summary table](#)

USA 32-1



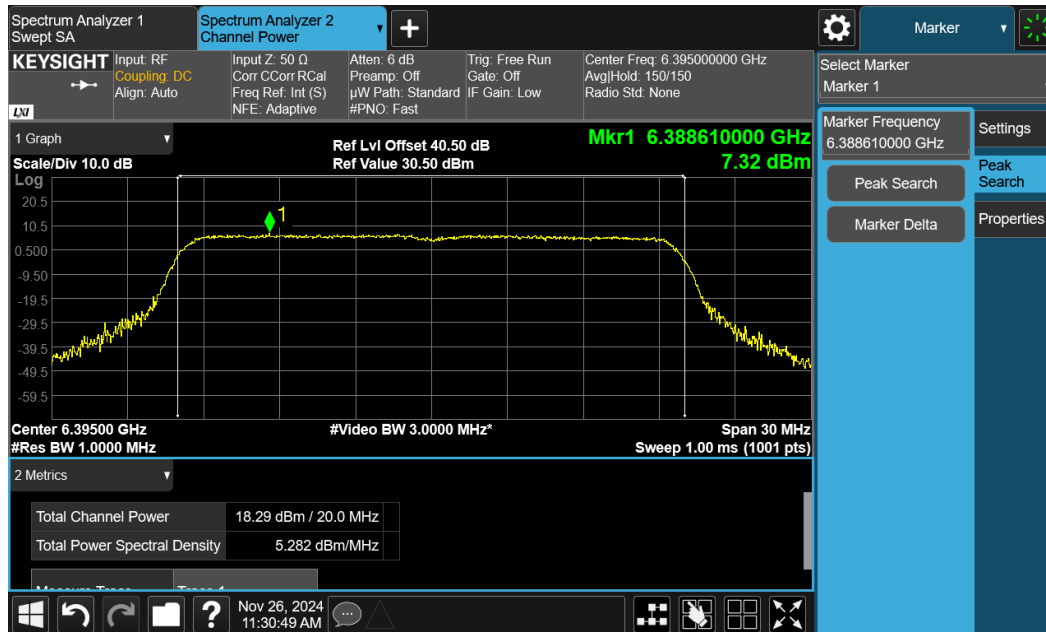
[Back to summary table](#)

SAU 33-1



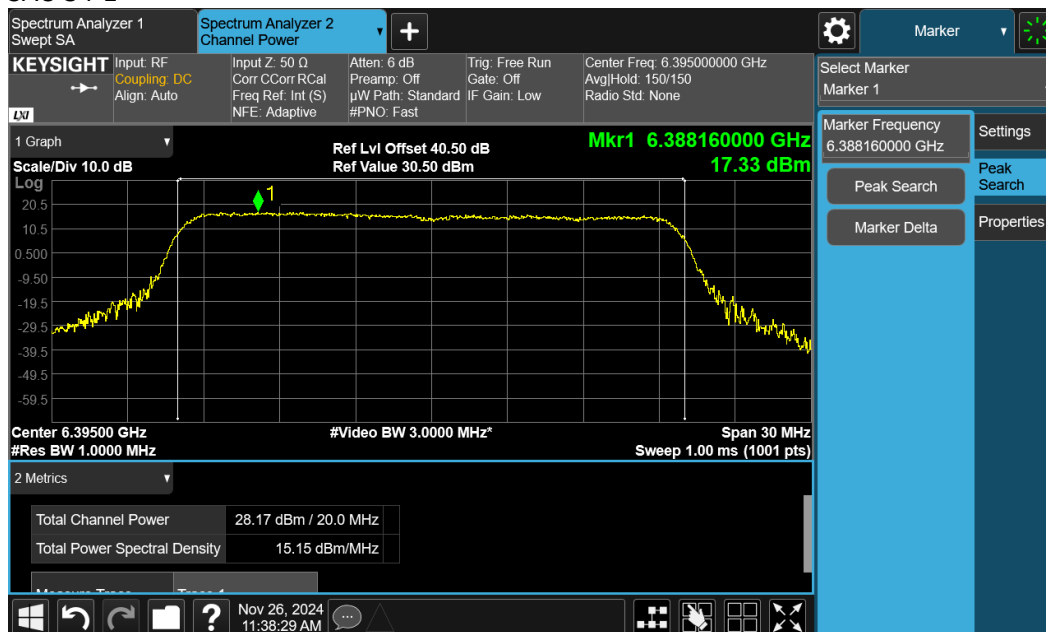
[Back to summary table](#)

SAU 33-2



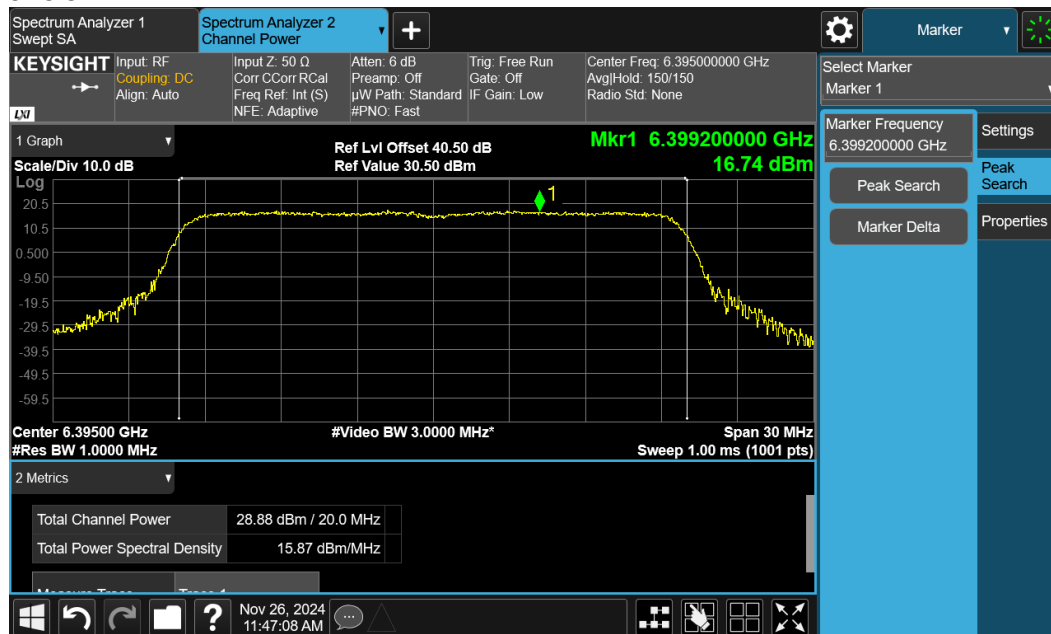
[Back to summary table](#)

SAU 34-1



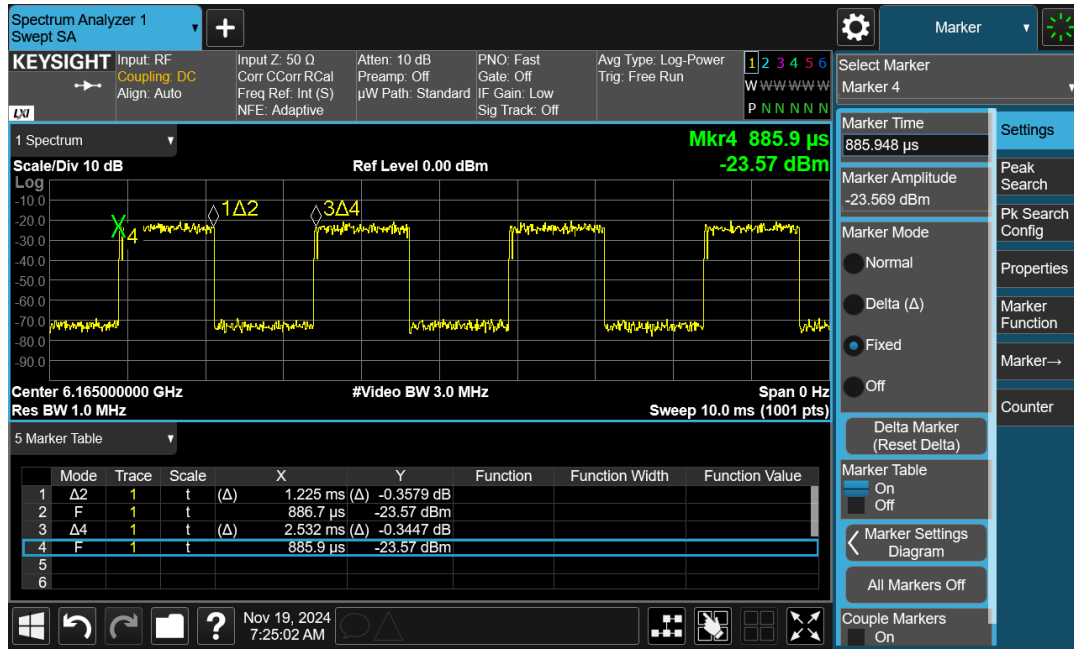
[Back to summary table](#)

SAU 34-2

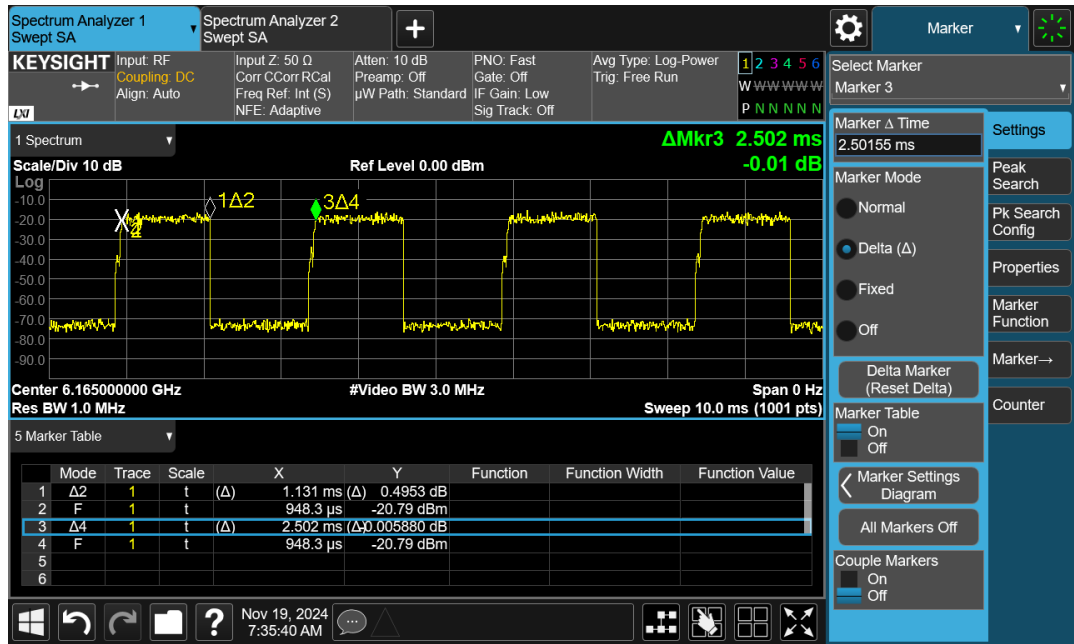


[Back to summary table](#)

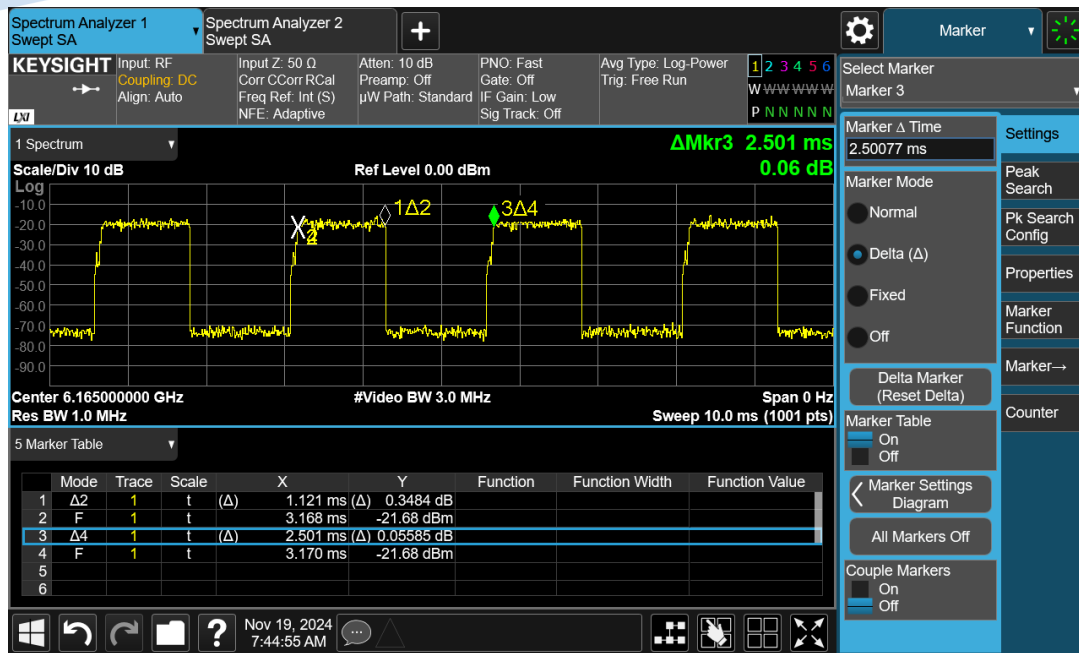
9.3. Duty cycle measurements



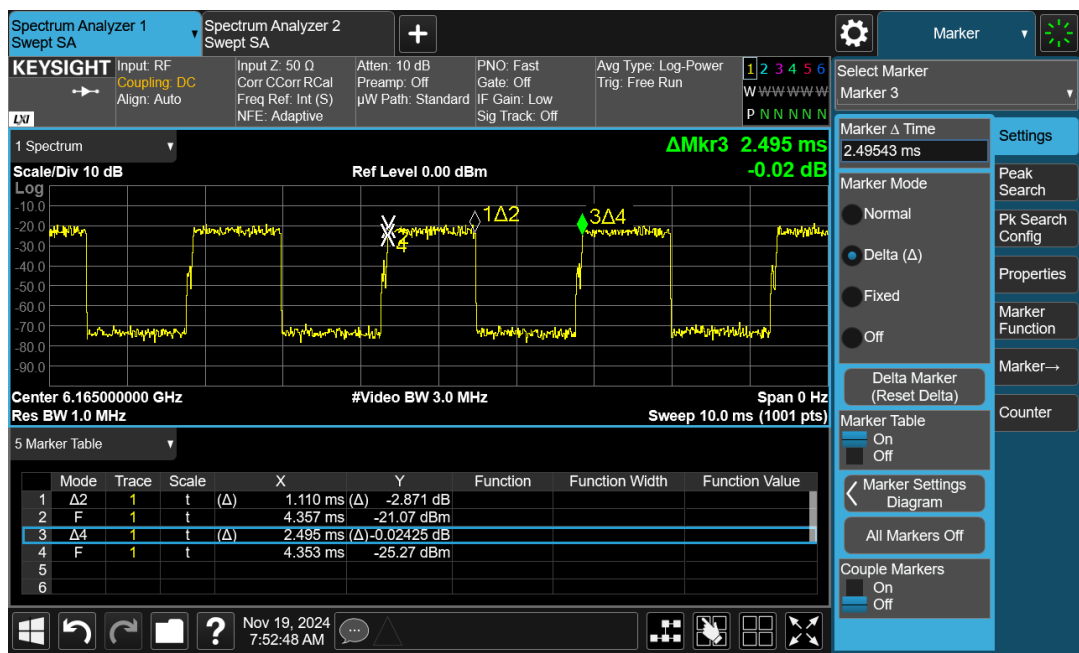
20 MHz



40 MHz



80 MHz



160 MHz

ANNEX A – DETAILED TEST LOG FILES

The detailed test log files are available, see MiCOM Labs RDWN98-U3b Log File Annex



575 Boulder Court
Pleasanton, California 94566, USA
Tel: +1 (925) 462 0304
Fax: +1 (925) 462 0306
www.micomlabs.com