

Company: Radwin Ltd.

Test of: Outdoor Subscriber Radio Unit

To: FCC 15.247 & RSS 247 (DTS), FCC 15B & ICES-003

Report No.: RDWN41-U2\_Master Rev A

## MASTER TEST REPORT



# MASTER TEST REPORT



Test of: Radwin Ltd. Outdoor Subscriber Radio Unit

To: FCC CFR 47 Part 15 Subpart C 15.247 & IC RSS 247 (DTS),  
FCC 15B & ICES-003

Test Report Serial No.: RDWN41-U2\_Master Rev A

This report supersedes: NONE

As a result of the 6 Mbyte FCC file size limitation potentially large test reports require to be split into smaller components. This document is the Master document controlling Addendum reports as listed below. This Master document combined with the Addendums demonstrate compliance with the standard

Master Document Number	Addendum Reports
RDWN41-U2_Master	RDWN41-U2_Conducted
	RDWN41-U2_Radiated
	RDWN41-U5_(FCC Part15B & ICES-003)

Applicant: Radwin Ltd.  
27 Habarzel Street  
Tel Aviv, 69710  
Israel

Product Function: Outdoor Subscriber Radio Unit

Issue Date: 13<sup>th</sup> July 2016

## This Test Report is Issued Under the Authority of:

**MiCOM Labs, Inc.**  
575 Boulder Court  
Pleasanton California 94566  
USA  
Phone: +1 (925) 462-0304  
Fax: +1 (925) 462-0306  
[www.micomlabs.com](http://www.micomlabs.com)



**MiCOM Labs is an ISO 17025 Accredited Testing Laboratory**



**Title:** Radwin Ltd. Outdoor Subscriber Radio Unit  
**To:** FCC 15.247 & RSS 247 (DTS), FCC Part 15B & ICES-003  
**Serial #:** RDWN41-U2\_Master Rev A  
**Issue Date:** 13<sup>th</sup> July 2016  
**Page:** 3 of 21

---

## Table of Contents

<b>1. ACCREDITATION, LISTINGS &amp; RECOGNITION.....</b>	<b>4</b>
1.1. TESTING ACCREDITATION.....	4
1.2. RECOGNITION .....	5
1.3. PRODUCT CERTIFICATION .....	6
<b>2. DOCUMENT HISTORY .....</b>	<b>7</b>
<b>3. TEST RESULT CERTIFICATE.....</b>	<b>8</b>
<b>4. REFERENCES AND MEASUREMENT UNCERTAINTY .....</b>	<b>9</b>
4.1. Normative References .....	9
4.2. Test and Uncertainty Procedure .....	10
<b>5. PRODUCT DETAILS AND TEST CONFIGURATIONS.....</b>	<b>11</b>
5.1. Technical Details .....	11
5.2. Scope Of Test Program .....	12
5.3. Equipment Model(s) and Serial Number(s) .....	13
5.4. Antenna Details .....	13
5.5. Cabling and I/O Ports .....	13
5.6. Test Configurations.....	14
5.7. Equipment Modifications .....	14
5.8. Deviations from the Test Standard .....	14
<b>6. TEST SUMMARY .....</b>	<b>15</b>
<b>7. TEST EQUIPMENT CONFIGURATION(S) .....</b>	<b>16</b>
7.1. Conducted .....	16
7.2. Radiated Emissions .....	18
8.1. AC Wireline Emission .....	20

---

This test report may be reproduced in full only. The document may only be updated by MiCOM Labs personnel. All changes will be noted in the Document History section of the report.

## 1. ACCREDITATION, LISTINGS & RECOGNITION

### 1.1. TESTING ACCREDITATION

MiCOM Labs, Inc. is an accredited Electrical testing laboratory per the international standard ISO/IEC 17025:2005. The company is accredited by the American Association for Laboratory Accreditation (A2LA) [www.a2la.org](http://www.a2la.org) test laboratory number 2381.01. MiCOM Labs test schedule is available at the following URL; <http://www.a2la.org/scopepdf/2381-01.pdf>



---

This test report may be reproduced in full only. The document may only be updated by MiCOM Labs personnel. All changes will be noted in the Document History section of the report.



**Title:** Radwin Ltd. Outdoor Subscriber Radio Unit  
**To:** FCC 15.247 & RSS 247 (DTS), FCC Part 15B & ICES-003  
**Serial #:** RDWN41-U2\_Master Rev A  
**Issue Date:** 13<sup>th</sup> July 2016  
**Page:** 5 of 21

## 1.2. RECOGNITION

MiCOM Labs, Inc has widely recognized wireless testing capabilities. Our international recognition includes Conformity Assessment Body designation by APEC MRA countries. MiCOM Labs test reports are accepted globally.

Country	Recognition Body	Status	Phase	Identification No.
USA	Federal Communications Commission (FCC)	TCB	-	US0159 Listing #: 102167
Canada	Industry Canada (IC)	FCB	APEC MRA 2	US0159 Listing #: 4143A-2 4143A-3
Japan	MIC (Ministry of Internal Affairs and Communication)	CAB	APEC MRA 2	RCB 210
	VCCI	--	--	A-0012
Europe	European Commission	NB	EU MRA	NB 2280
Australia	Australian Communications and Media Authority (ACMA)	CAB	APEC MRA 1	US0159
Hong Kong	Office of the Telecommunication Authority (OFTA)	CAB	APEC MRA 1	
Korea	Ministry of Information and Communication Radio Research Laboratory (RRL)	CAB	APEC MRA 1	
Singapore	Infocomm Development Authority (IDA)	CAB	APEC MRA 1	
Taiwan	National Communications Commission (NCC) Bureau of Standards, Metrology and Inspection (BSMI)	CAB	APEC MRA 1	
Vietnam	Ministry of Communication (MIC)	CAB	APEC MRA 1	

EU MRA – European Union Mutual Recognition Agreement.

NB – Notified Body

APEC MRA – Asia Pacific Economic Community Mutual Recognition Agreement. Recognition agreement under which test lab is accredited to regulatory standards of the APEC member countries.

Phase I - recognition for product testing

Phase II – recognition for both product testing and certification

This test report may be reproduced in full only. The document may only be updated by MiCOM Labs personnel. All changes will be noted in the Document History section of the report.

### 1.3. PRODUCT CERTIFICATION

MiCOM Labs, Inc. is an accredited Product Certification Body per the international standard ISO/IEC 17065:2012. The company is accredited by the American Association for Laboratory Accreditation (A2LA) [www.a2la.org](http://www.a2la.org) test laboratory number 2381.02. MiCOM Labs test schedule is available at the following URL; <http://www.a2la.org/scopepdf/2381-02.pdf>



United States of America – Telecommunication Certification Body (TCB)  
Industry Canada – Certification Body, CAB Identifier – US0159  
Europe – Notified Body (NB), NB Identifier - 2280  
Japan – Recognized Certification Body (RCB), RCB Identifier - 210



**Title:** Radwin Ltd. Outdoor Subscriber Radio Unit  
**To:** FCC 15.247 & RSS 247 (DTS), FCC Part 15B & ICES-003  
**Serial #:** RDWN41-U2\_Master Rev A  
**Issue Date:** 13<sup>th</sup> July 2016  
**Page:** 7 of 21

---

## 2. DOCUMENT HISTORY

Draft History		
Revision	Date	Comments
Draft	8 <sup>th</sup> July 2016	Initial

Released Document History					
Master Revision	Date	Addendum	Revision	Date	Comments
Rev A	13 <sup>th</sup> July 2016	Conducted	Rev A	13 <sup>th</sup> July 2016	Initial Release
		Radiated	Rev A	13 <sup>th</sup> July 2016	

In the above table the latest report revision will replace all earlier versions.

---

This test report may be reproduced in full only. The document may only be updated by MiCOM Labs personnel. All changes will be noted in the Document History section of the report.





**Title:** Radwin Ltd. Outdoor Subscriber Radio Unit  
**To:** FCC 15.247 & RSS 247 (DTS), FCC Part 15B & ICES-003  
**Serial #:** RDWN41-U2\_Master Rev A  
**Issue Date:** 13<sup>th</sup> July 2016  
**Page:** 8 of 21

### 3. TEST RESULT CERTIFICATE

**Manufacturer:** Radwin Ltd.  
27 Habarzel Street  
Tel Aviv 69710  
Israel

**Tested By:** MiCOM Labs, Inc.  
575 Boulder Court  
Pleasanton California 94566  
USA

**Model:** SU Pro, SU Air  
**Equipment Type:** Outdoor Subscriber Radio Unit

**Telephone:** +1 925 462 0304  
**Fax:** +1 925 462 0306

**S/N's:** U01U0000034 | U01U0000035 |  
A000040961-2 | A000040961-3 |  
#RDWN41-2 | #RDWN41-1

**Test Date(s):** 27<sup>th</sup> – 29<sup>th</sup> June 2016

**Website:** [www.micomlabs.com](http://www.micomlabs.com)

STANDARD(S)	TEST RESULTS
FCC CFR 47 Part 15 Subpart C 15.247 & IC RSS 247 (DTS), FCC Part 15B & ICES-003	EQUIPMENT COMPLIES

MiCOM Labs, Inc. tested the equipment mentioned in accordance with the requirements set forth in the above standards. Test results indicate that the equipment tested is capable of demonstrating compliance with the requirements as documented within this report.

#### Notes:

1. This document reports conditions under which testing was conducted and the results of testing performed.
2. Details of test methods used have been recorded and kept on file by the laboratory.
3. Test results apply only to the item(s) tested.

**Approved & Released for MiCOM Labs, Inc. by:**



Graeme Grieve  
Quality Manager MiCOM Labs, Inc.

Gordon Hurst  
President & CEO MiCOM Labs, Inc.

This test report may be reproduced in full only. The document may only be updated by MiCOM Labs personnel. All changes will be noted in the Document History section of the report.





**Title:** Radwin Ltd. Outdoor Subscriber Radio Unit  
**To:** FCC 15.247 & RSS 247 (DTS), FCC Part 15B & ICES-003  
**Serial #:** RDWN41-U2\_Master Rev A  
**Issue Date:** 13<sup>th</sup> July 2016  
**Page:** 9 of 21

---

## **4. REFERENCES AND MEASUREMENT UNCERTAINTY**

### **4.1. Normative References**

REF.	PUBLICATION	YEAR	TITLE
I	KDB 662911 D01 & D02	Oct 31 2013	Guidance for measurement of output emission of devices that employ single transmitter with multiple outputs or systems with multiple transmitters operating simultaneously in the same frequency band
II	KDB 558074 D01 v03r05	8th April 2016	Guidance for performing compliance measurements on Digital Transmission Systems (DTS) operating under section 15.247.
III	A2LA	Feb 2016	R105 - Requirement's When Making Reference to A2LA Accreditation Status
IV	ANSI C63.10	2013	American National Standard for Testing Unlicensed Wireless Devices
V	ANSI C63.4	2014	American National Standards for Methods of Measurement of Radio-Noise Emissions from Low-Voltage Electrical and Electronic Equipment in the Range of 9 kHz to 40 GHz
VI	CISPR 22	2008	Information technology equipment - Radio disturbance characteristics - Limits and methods of measurement
VII	ETSI TR 100 028	2001-12	Parts 1 and 2 Electromagnetic compatibility and Radio Spectrum Matters (ERM); Uncertainties in the measurement of mobile radio equipment characteristics
VIII	FCC 47 CFR Part 15.247	2014	Radio Frequency Devices; Subpart C – Intentional Radiators
IX	ICES-003	Issue 6 Jan 2016	Spectrum Management and Telecommunications; Interference-Causing Equipment Standard. Information Technology Equipment (Including Digital Apparatus) – Limits and methods of measurement.
X	M 3003	Edition 3 Nov.2012	Expression of Uncertainty and Confidence in Measurements
XI	RSS-247 Issue 1	May 2015	Digital Transmission Systems (DTSs), Frequency Hopping System (FHSs) and Licence-Exempt Local Area Network (LE-LEN) Devices
XII	RSS-Gen Issue 4	November 2014	General Requirements and Information for the Certification of Radiocommunication Equipment
XIII	KDB 644545 D03 v01	August 14th 2014	Guidance for IEEE 802.11ac New Rules
XIV	FCC 47 CFR Part 2.1033	2014	FCC requirements and rules regarding photographs and test setup diagrams.

---

This test report may be reproduced in full only. The document may only be updated by MiCOM Labs personnel. All changes will be noted in the Document History section of the report.



**Title:** Radwin Ltd. Outdoor Subscriber Radio Unit  
**To:** FCC 15.247 & RSS 247 (DTS), FCC Part 15B & ICES-003  
**Serial #:** RDWN41-U2\_Master Rev A  
**Issue Date:** 13<sup>th</sup> July 2016  
**Page:** 10 of 21

---

#### **4.2. Test and Uncertainty Procedure**

Conducted and radiated emission measurements were conducted in accordance with American National Standards Institute ANSI C63.4, listed in the Normative References section of this report.

Measurement uncertainty figures are calculated in accordance with ETSI TR 100 028 Parts 1 and 2.

Measurement uncertainties stated are based on a standard uncertainty multiplied by a coverage factor  $k = 2$ , providing a level of confidence of approximately 95 % in accordance with UKAS document M 3003 listed in the Normative References section of this report.

---

This test report may be reproduced in full only. The document may only be updated by MiCOM Labs personnel. All changes will be noted in the Document History section of the report.



**Title:** Radwin Ltd. Outdoor Subscriber Radio Unit  
**To:** FCC 15.247 & RSS 247 (DTS), FCC Part 15B & ICES-003  
**Serial #:** RDWN41-U2\_Master Rev A  
**Issue Date:** 13<sup>th</sup> July 2016  
**Page:** 11 of 21

## 5. PRODUCT DETAILS AND TEST CONFIGURATIONS

### 5.1. Technical Details

Details	Description
Purpose:	Test of the Radwin SU Pro, SU Air to FCC CFR 47 Part 15 Subpart C 15.247 & RSS 247 (DTS), FCC Part 15B & ICES-003 Radio Frequency Devices; Subpart C – Intentional Radiators
Applicant:	Radwin 27 Habarzel Street Tel Aviv 69710 Israel
Manufacturer:	As Applicant
Laboratory performing the tests:	MiCOM Labs, Inc. 575 Boulder Court Pleasanton California 94566 USA
Test report reference number:	RDWN41-U2_Master
Date EUT received:	21 <sup>st</sup> June 2016
Standard(s) applied:	FCC CFR 47 Part 15 Subpart C 15.247 (DTS) & IC RSS-247
Dates of test (from - to):	27 <sup>th</sup> – 29 <sup>th</sup> June 2016
No of Units Tested:	1
Type of Equipment:	Outdoor Subscriber Radio Unit
Product Family Name:	RADWIN SU
Model(s):	SU Pro, SU Air
Location for use:	Outdoor
Declared Frequency Range(s):	2400 - 2483.5 MHz;
Primary function of equipment:	Outdoor Subscriber Radio Unit
Secondary function of equipment:	None provided
Type of Modulation:	64QAM to 256QAM
EUT Modes of Operation:	2400 - 2483.5 MHz: 802.11n HT-20; 802.11n HT-40;
Declared Nominal Output Power (Ave):	+26 dBm
Transmit/Receive Operation:	Transceiver
Rated Input Voltage and Current:	POE (POE adaptor sold with unit) 24Vdc
Operating Temperature Range:	Declared Range -40°C to +60°C
ITU Emission Designator:	802.11n - HT-20 20M0D1D 802.11n - HT-40 40M0D1D
Equipment Dimensions:	7.5" x 7.1" x 1.2" inches
Weight:	HSU-E, HSU-R: kg
Hardware Rev:	Prototype
Software Rev:	Prototype

This test report may be reproduced in full only. The document may only be updated by MiCOM Labs personnel. All changes will be noted in the Document History section of the report.

## **5.2. Scope Of Test Program**

### **Radwin Ltd. SU Pro, SU Air**

The scope of the test program was to test the Radwin Ltd. SU Pro, SU Air Outdoor Subscriber Radio Unit configurations in the frequency ranges 2400 - 2483.5 MHz; for compliance against the following specification:

#### **FCC CFR 47 Part 15 Subpart C 15.247 (DTS)**

Radio Frequency Devices; Subpart C – Intentional Radiators

#### **IC RSS 247 (DTS)**

Digital Transmission Systems (DTSs), Frequency Hopping Systems (FHSs) and Licence-Exempt Local Area Network (LE-LAN) Devices

### **Radwin SU Pro, SU Air**



---

This test report may be reproduced in full only. The document may only be updated by MiCOM Labs personnel. All changes will be noted in the Document History section of the report.



**Title:** Radwin Ltd. Outdoor Subscriber Radio Unit  
**To:** FCC 15.247 & RSS 247 (DTS), FCC Part 15B & ICES-003  
**Serial #:** RDWN41-U2\_Master Rev A  
**Issue Date:** 13<sup>th</sup> July 2016  
**Page:** 13 of 21

---

### 5.3. Equipment Model(s) and Serial Number(s)

Type	Description	Manufacturer	Model	Serial no.	Delivery Date
EUT	Outdoor CPE 5 GHz 2x2 MIMO	Radwin Ltd.	SU Pro, SU Air	U01U0000034	21 June 2016
EUT	Outdoor CPE 5 GHz 2x2 MIMO	Radwin Ltd.	SU Pro, SU Air	U01U0000035	21 June 2016
Support Equipment	55V-1A PoE Injector	Sinpro	0334B5555	A000040961-2	21 June 2016
Support Equipment	55V-1A PoE Injector	Sinpro	0334B5555	A000040961-3	21 June 2016
Support Equipment	24V-1A PoE Injector	GOSPELL	G0720-240-100	#RDWN41-2	21 June 2016
Support Equipment	24V-1A PoE Injector	Phining	FAS2400100-C56	#RDWN41-1	21 June 2016

### 5.4. Antenna Details

Type	Manufacturer	Model	Family	Gain (dBi)	BF Gain	Dir BW	X-Pol	Frequency Band (MHz)
integral	RADWIN Ltd.	NA	OMNI	3.0	-	360	-	2400 - 2483.5

MIMO array gain: +3 dB

BF Gain - Beamforming Gain  
Dir BW - Directional BeamWidth  
X-Pol - Cross Polarization

### 5.5. Cabling and I/O Ports

Port Type	Max Cable Length	# Of Ports	Screened	Conn Type	Data Type
POE	100m	1	N	RJ-45	Packet Data

---

This test report may be reproduced in full only. The document may only be updated by MiCOM Labs personnel. All changes will be noted in the Document History section of the report.



**Title:** Radwin Ltd. Outdoor Subscriber Radio Unit  
**To:** FCC 15.247 & RSS 247 (DTS), FCC Part 15B & ICES-003  
**Serial #:** RDWN41-U2\_Master Rev A  
**Issue Date:** 13<sup>th</sup> July 2016  
**Page:** 14 of 21

---

## **5.6. Test Configurations**

Results for the following configurations are provided in this report:

Results for the following configurations are provided in this report:				
Operational Mode(s)	Data Rate with Highest Power MBit/s	Channel Frequency (MHz)		
		Low	Mid	High
2400 - 2483.5 MHz				
802.11n HT-20	6.5	2,412.00	2,437.00	2,462.00
802.11n HT-40	13.5	2,422.00	2,437.00	2,452.00

## **5.7. Equipment Modifications**

The following modifications were required to bring the equipment into compliance:

1. NONE

## **5.8. Deviations from the Test Standard**

The following deviations from the test standard were required in order to complete the test program:

1. NONE

---

This test report may be reproduced in full only. The document may only be updated by MiCOM Labs personnel. All changes will be noted in the Document History section of the report.



**Title:** Radwin Ltd. Outdoor Subscriber Radio Unit  
**To:** FCC 15.247 & RSS 247 (DTS), FCC Part 15B & ICES-003  
**Serial #:** RDWN41-U2\_Master Rev A  
**Issue Date:** 13<sup>th</sup> July 2016  
**Page:** 15 of 21

---

## 6. TEST SUMMARY

List of Measurements

Test Header	Result	Comments
<b>Conducted Testing</b>	See Report RDWN41-U2_Conducted Addendum	
15.247(a)(2) 6 dB & 99% Bandwidth	Complies	
15.247(b), 15.31(e) Conducted Output Power	Complies	
15.247(d) Conducted Emissions	Complies	
(1) Conducted Spurious Emissions	Complies	
(2) Conducted Band-Edge Emissions	Complies	
15.247(e) Power Spectral Density	Complies	
<b>Radiated Testing</b>	See Report RDWN41-U2_Radiated Addendum	
(b)(2) Radiated Spurious & Band-Edge Emissions	Complies	
Integral	Complies	
<b>Digital Emissions</b>	See Report RDWN41-U15 Part 15B	
15.209 Digital Emissions	Complies	
<b>AC Wireline Emissions</b>	See Report RDWN41-U5 Part 15B	
15.207 AC Wireline Emissions	Complies	

---

This test report may be reproduced in full only. The document may only be updated by MiCOM Labs personnel. All changes will be noted in the Document History section of the report.




## **7. TEST EQUIPMENT CONFIGURATION(S)**

### **7.1. Conducted**

Conducted RF Emission Test Set-up(s)

The following tests were performed using the conducted test set-up shown in the diagram below.

1. 6 dB & 99% BANDWIDTH
2. Peak Output Power
3. Power Spectral Density
4. Conducted Spurious Emissions
5. Conducted Spurious Band-Edge Emissions



A full system calibration was performed on the test station and any resulting system losses (or gains) were taken into account in the production of all final measurement data.



**Title:** Radwin Ltd. Outdoor Subscriber Radio Unit  
**To:** FCC 15.247 & RSS 247 (DTS), FCC Part 15B & ICES-003  
**Serial #:** RDWN41-U2\_Master Rev A  
**Issue Date:** 13<sup>th</sup> July 2016  
**Page:** 17 of 21

Asset#	Description	Manufacturer	Model#	Serial#	Calibration Due Date
158	Barometer/Thermometer	Control Company	4196	E2846	01 Dec 2016
249	Resistance Thermometer	Thermotronics	GR2105-02	9340 #2	23 Oct 2016
287	Rohde & Schwarz 40 GHz Receiver	Rhode & Schwarz	ESIB40	100201	27 Aug 2016
361	Desktop for RF#1, Labview Software installed	Dell	Vostro 220	WS RF#1	Not Required
378	Rohde & Schwarz 40 GHz Receiver with Generator	Rhode & Schwarz	ESIB40	100107/040	04 Aug 2016
380	4x4 RF Switch Box	MiCOM Labs	MiTest RF Switch Box	MIC001	06 Dec 2016
390	USB Power Head 50MHz - 24GHz -60 to +20dBm	Agilent	U2002A	MY50000103	17 Oct 2016
398	Test Software	MiCOM	MiTest ATS	Version 3.0.0.16	Not Required
405	DC Power Supply 0-60V	Agilent	6654A	MY4001826	Cal when used
408	USB to GPIB interface	National Instruments	GPIB-USB HS	14C0DE9	Not Required
436	USB Wideband Power Sensor	Boonton	55006	8731	31 Jul 2016
437	USB Wideband Power Sensor	Boonton	55006	8759	31 Jul 2016
445	PoE Injector	D-Link	DPE-101GL	QTAH1E2000625	Not Required
461	Spectrum Analyzer	Agilent	E4440A	MY46185537	13 Aug 2016
75	Environmental Chamber	Thermatron	SE-300-2-2	27946	24 Nov 2016
RF#1 GPIB#1	GPIB cable to Power Supply	HP	GPIB	None	Not Required
RF#1 SMA SA #452	Precision SMA Male RG-402 Spectrun Analyzer	Fairview Microwave	Precision SMA Male RG 402 coax	None	06 Dec 2016
RF#1 SMA#1	EUT to Mitest box port 1	Flexco	SMA Cable port1	None	06 Dec 2016
RF#1 SMA#2	EUT to Mitest box port 2	Flexco	SMA Cable port2	None	06 Dec 2016
RF#1 SMA#3	EUT to Mitest box port 3	Flexco	SMA Cable port3	None	06 Dec 2016
RF#1 SMA#4	EUT to Mitest box port 4	Flexco	SMA Cable port4	None	06 Dec 2016
RF#1 USB#1	USB Cable to Mitest Box	Dynex	USB Cable	None	Not Required

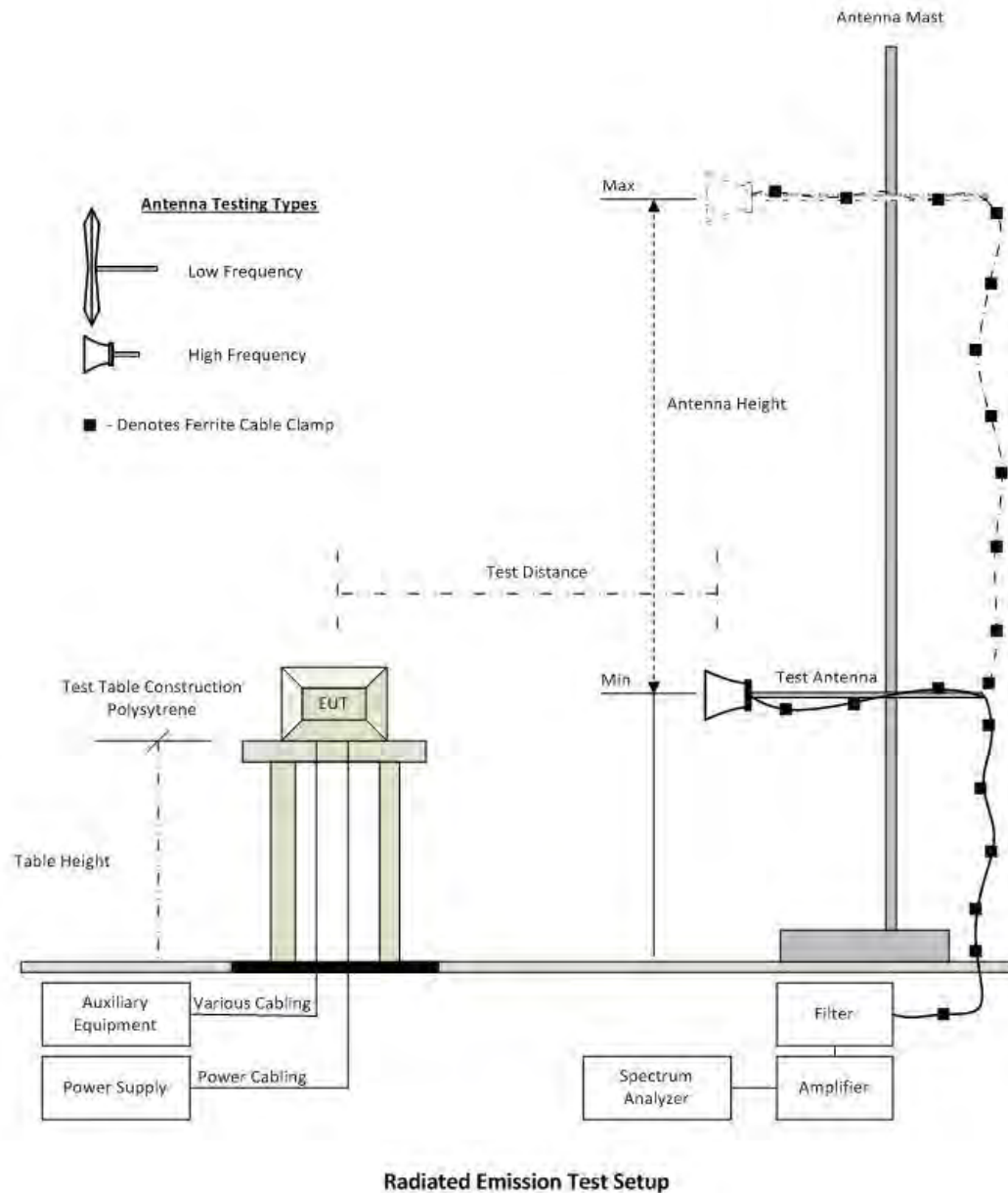
This test report may be reproduced in full only. The document may only be updated by MiCOM Labs personnel. All changes will be noted in the Document History section of the report.

## 7.2. Radiated Emissions

The following tests were performed using the radiated test set-up shown in the diagram below.

### 1).. Radiated Spurious and Band-Edge Emissions

### Radiated Emission Measurement Setup Pictorial Representation



This test report may be reproduced in full only. The document may only be updated by MiCOM Labs personnel. All changes will be noted in the Document History section of the report.



**Title:** Radwin Ltd. Outdoor Subscriber Radio Unit  
**To:** FCC 15.247 & RSS 247 (DTS), FCC Part 15B & ICES-003  
**Serial #:** RDWN41-U2\_Master Rev A  
**Issue Date:** 13<sup>th</sup> July 2016  
**Page:** 19 of 21

Asset#	Description	Manufacturer	Model#	Serial#	Calibration Due Date
158	Barometer/Thermometer	Control Company	4196	E2846	01 Dec 2016
170	Video System Controller for Semi Anechoic Chamber	Panasonic	WV-CY101	04R08507	Not Required
287	Rohde & Schwarz 40 GHz Receiver	Rhode & Schwarz	ESIB40	100201	27 Aug 2016
338	Sunol 30 to 3000 MHz Antenna	Sunol	JB3	A052907	15 Aug 2016
396	2.4 GHz Notch Filter	Microtronics	BRM50701	001	18 Aug 2016
397	Amp 10 - 2500MHz	MiCOM Labs	Amp 10 - 2500 MHz	NA	9 June 2017
399	ETS 1-18 GHz Horn Antenna	ETS	3117	00154575	10 Oct 2016
406	Amplifier for Radiated Emissions	MiCOM Labs	40dB 1 to 18GHz Amp	0406	9 June 2017
410	Desktop Computer	Dell	Inspiron 620	WS38	Not Required
411	Mast/Turntable Controller	Sunol Sciences	SC98V	060199-1D	Not Required
412	USB to GPIB Interface	National Instruments	GPIB-USB HS	11B8DC2	Not Required
413	Mast Controller	Sunol Science	TWR95-4	030801-3	Not Required
415	Turntable Controller	Sunol Sciences	Turntable Controller	None	Not Required
447	Rad Emissions Test Software	MiCOM	Rad Emissions Test Software Version 1.0.73	447	Not Required
462	Schwarzbeck cable from Antenna to Amplifier.	Schwarzbeck	AK 9513	462	31 May 2017
463	Schwarzbeck cable from Amplifier to Bulkhead.	Schwarzbeck	AK 9513	463	31 May 2017
464	Schwarzbeck cable from Bulkhead to Receiver	Schwarzbeck	AK 9513	464	31 May 2017
465	Low Pass Filter DC-1000 MHz	Mini-Circuits	NLP-1200+	VUU01901402	2 June 2017
480	Cable - Bulkhead to Amp	SRC Haverhill	157-157-3050360	480	2 June 2017
481	Cable - Bulkhead to Receiver	SRC Haverhill	151-151-3050787	481	2 June 2017
482	Cable - Amp to Antenna	SRC Haverhill	157-157-3051574	482	2 June 2017

This test report may be reproduced in full only. The document may only be updated by MiCOM Labs personnel. All changes will be noted in the Document History section of the report.



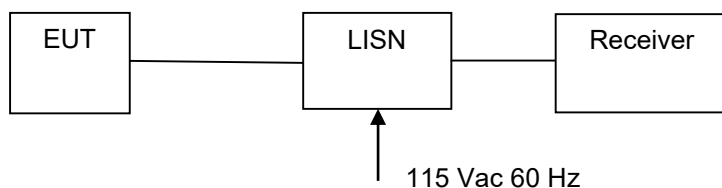
**Title:** Radwin Ltd. Outdoor Subscriber Radio Unit  
**To:** FCC 15.247 & RSS 247 (DTS), FCC Part 15B & ICES-003  
**Serial #:** RDWN41-U2\_Master Rev A  
**Issue Date:** 13<sup>th</sup> July 2016  
**Page:** 20 of 21

### 7.3. AC Wireline Emission

The following tests were performed using the conducted test set-up shown in the diagram below.

#### 1. AC Wireline Conducted Emissions

#### Conducted Test Set-Up Pictorial Representation



Measurement set up for ac Wireline Conducted Emissions Test

Asset#	Description	Manufacturer	Model#	Serial#	Calibration Due Date
158	Barometer/Thermometer	Control Company	4196	E2846	01 Dec 2016
184	Pulse Limiter	Rhode & Schwarz	ESH3Z2	357.8810.52	27 Oct 2016
190	LISN (two-line V-network)	Rhode & Schwarz	ESH3Z5	836679/006	29 Oct 2016
193	Receiver 20 Hz to 7 GHz	Rhode & Schwarz	ESI 7	838496/007	17 July 2016
287	Rohde & Schwarz 40 GHz Receiver	Rhode & Schwarz	ESIB40	100201	27 Aug 2016
307	BNC-CABLE	Megaphase	1689 1GVT4	15F50B002	27 Oct 2016
316	Dell desktop computer workstation with Vasona	Dell	Desktop	WS04	Not Required
372	AC Variable PS	California Instruments	1251P	L06951	Cal when used
378	Rohde & Schwarz 40 GHz Receiver with Generator	Rhode & Schwarz	ESIB40	100107/040	04 Aug 2016
388	LISN (3 Phase) 9kHz - 30MHz	Rohde & Schwarz	ESH2-Z5	892107/022	30 Oct 2016
ADAPT SMA#1	SMA Cable	Megaphase	SMA Cable #1	None	Cal when used

This test report may be reproduced in full only. The document may only be updated by MiCOM Labs personnel. All changes will be noted in the Document History section of the report.



575 Boulder Court  
Pleasanton, California 94566, USA  
Tel: +1 (925) 462 0304  
Fax: +1 (925) 462 0306  
[www.micomlabs.com](http://www.micomlabs.com)