



Title: RADWIN Ltd. AP0158770 Wireless Module
To: FCC 47 CFR Part 15.247
Serial #: RDWN40-U3 Rev A
Issue Date: 23rd March 2016
Page: 135 of 282

APPENDIX A - SUPPORTING INFORMATION

A.1. CONDUCTED TEST PLOTS

This test report may be reproduced in full only. The document may only be updated by MiCOM Labs personnel. Any changes will be noted in the Document History section of the report.

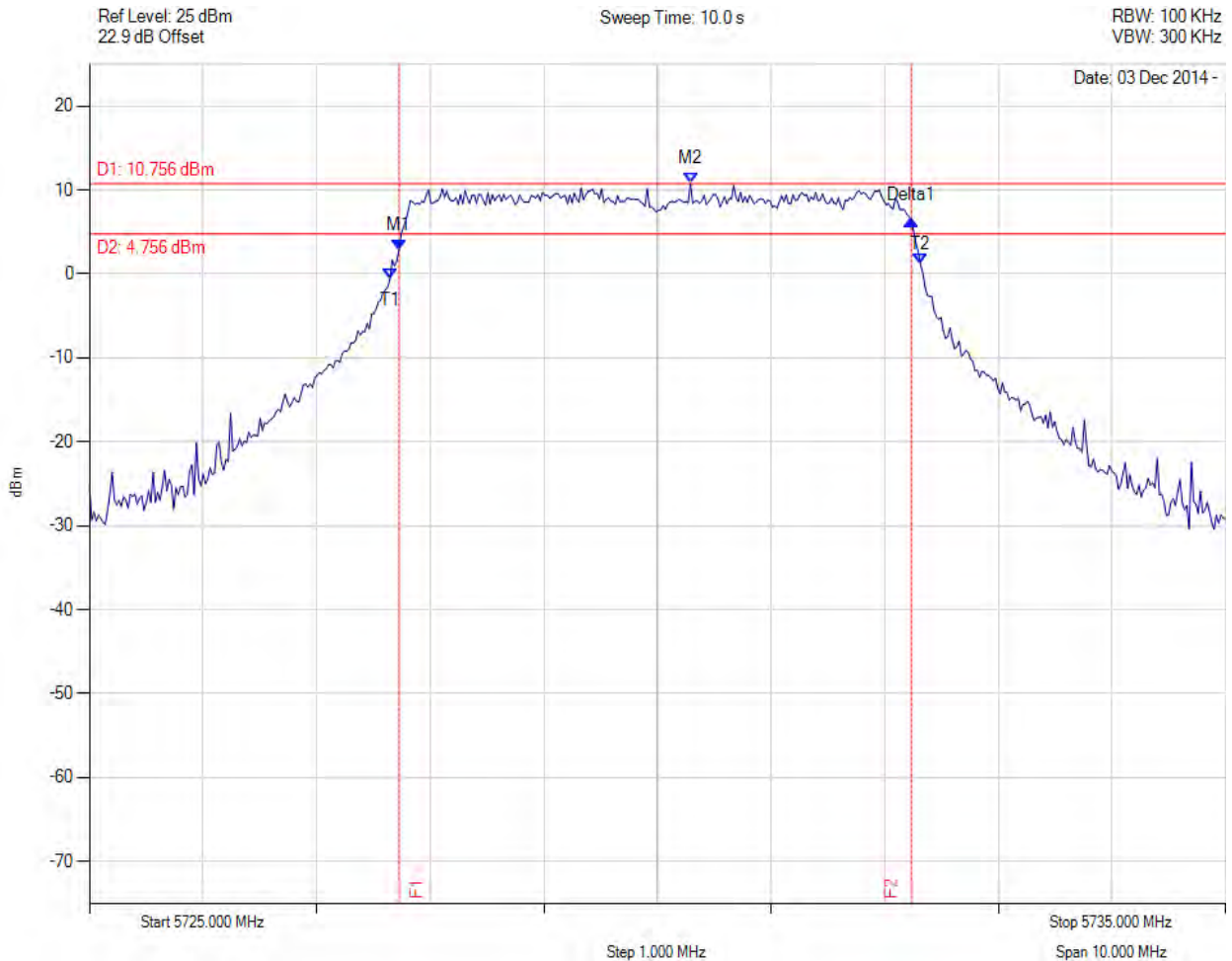


A.1.1. 6 dB & 99% Bandwidth



6 dB & 99% BANDWIDTH

Variant: 5 MHz, Channel: 5730.00 MHz, Chain a, Temp: Ambient, Voltage: 55 Vdc



Analyser Setup	Marker:Frequency:Amplitude	Test Results
Detector = MAX PEAK Sweep Count = 0 RF Atten (dB) = 20 Trace Mode = VIEW	M1 : 5727.725 MHz : 2.889 dBm M2 : 5730.291 MHz : 10.756 dBm Delta1 : 4.509 MHz : 3.533 dB T1 : 5727.645 MHz : -0.656 dBm T2 : 5732.315 MHz : 1.162 dBm OBW : 4.669 MHz	Measured 6 dB Bandwidth: 4.509 MHz Limit: ≥ 500.0 kHz Margin: -4.01 MHz

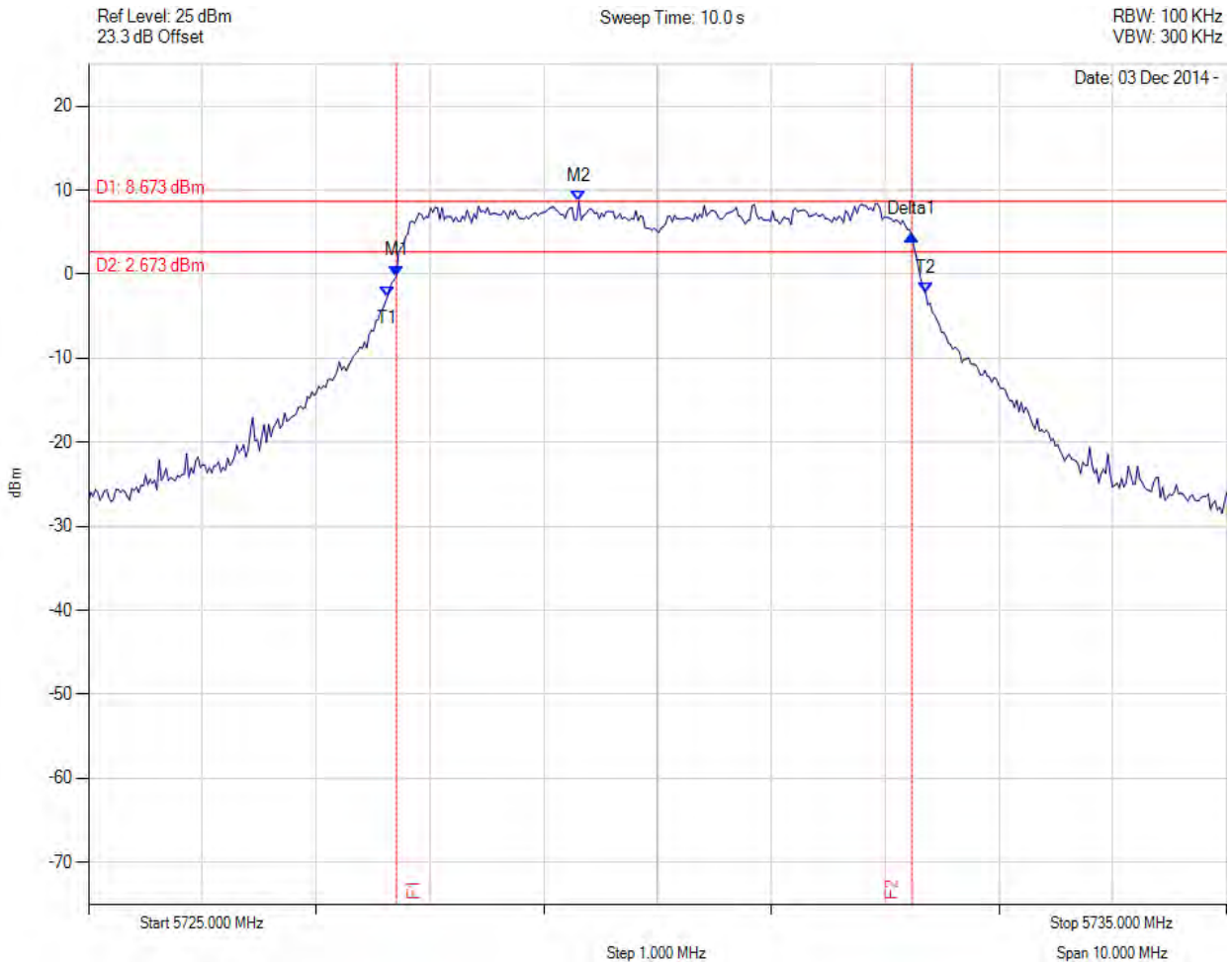
[Back to Matrix](#)

This test report may be reproduced in full only. The document may only be updated by MiCOM Labs personnel. Any changes will be noted in the Document History section of the report.



6 dB & 99% BANDWIDTH

Variant: 5 MHz, Channel: 5730.00 MHz, Chain b, Temp: Ambient, Voltage: 55 Vdc



Analyser Setup	Marker:Frequency:Amplitude	Test Results
Detector = MAX PEAK Sweep Count = 0 RF Atten (dB) = 20 Trace Mode = VIEW	M1 : 5727.705 MHz : -0.186 dBm M2 : 5729.309 MHz : 8.673 dBm Delta1 : 4.529 MHz : 4.885 dB T1 : 5727.625 MHz : -2.702 dBm T2 : 5732.355 MHz : -2.167 dBm OBW : 4.729 MHz	Measured 6 dB Bandwidth: 4.529 MHz Limit: ≥ 500.0 kHz Margin: -4.03 MHz

[Back to Matrix](#)

This test report may be reproduced in full only. The document may only be updated by MiCOM Labs personnel. Any changes will be noted in the Document History section of the report.

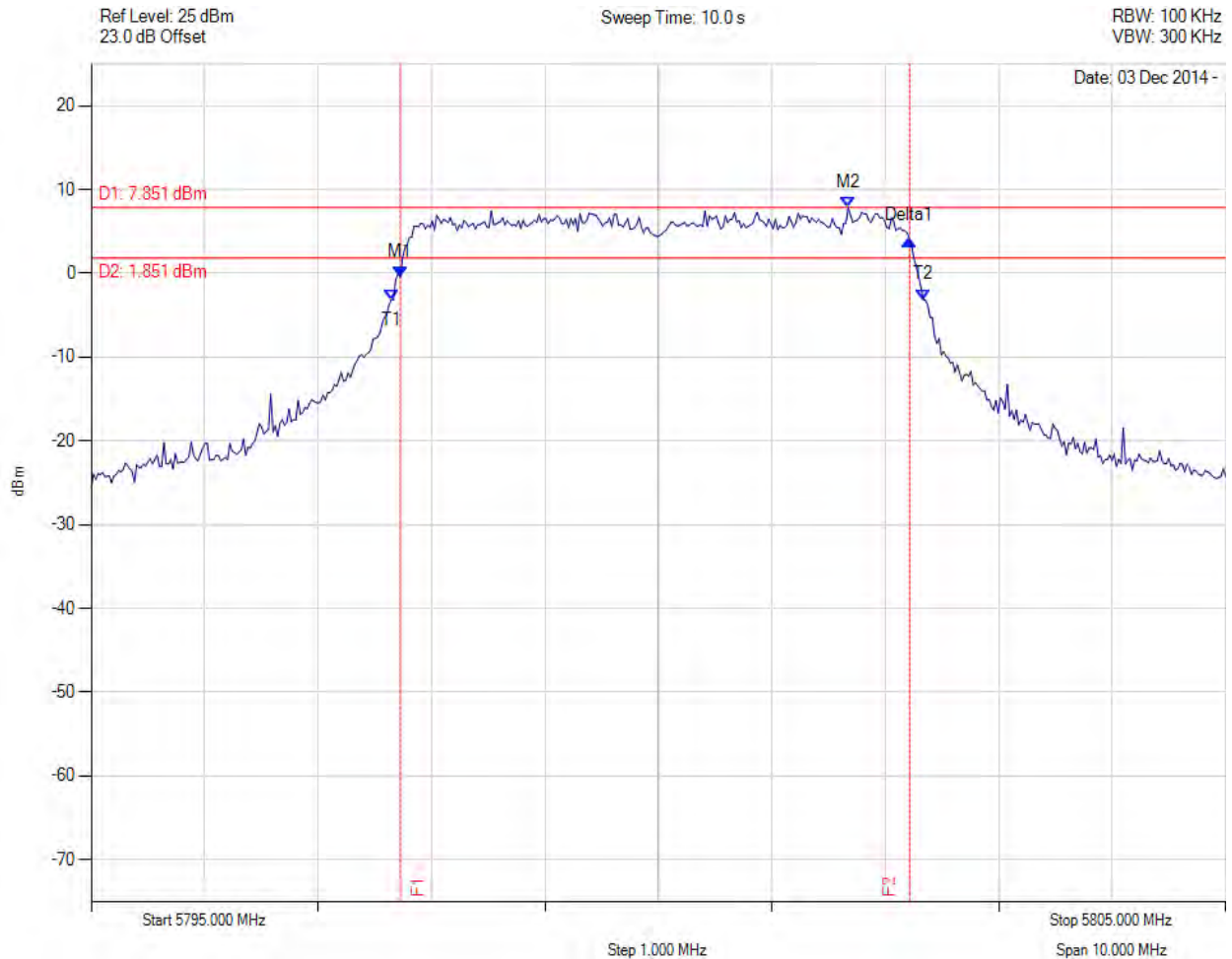


Title: RADWIN Ltd. AP0158770 Wireless Module
To: FCC 47 CFR Part 15.247
Serial #: RDWN40-U3 Rev A
Issue Date: 23rd March 2016
Page: 138 of 282



6 dB & 99% BANDWIDTH

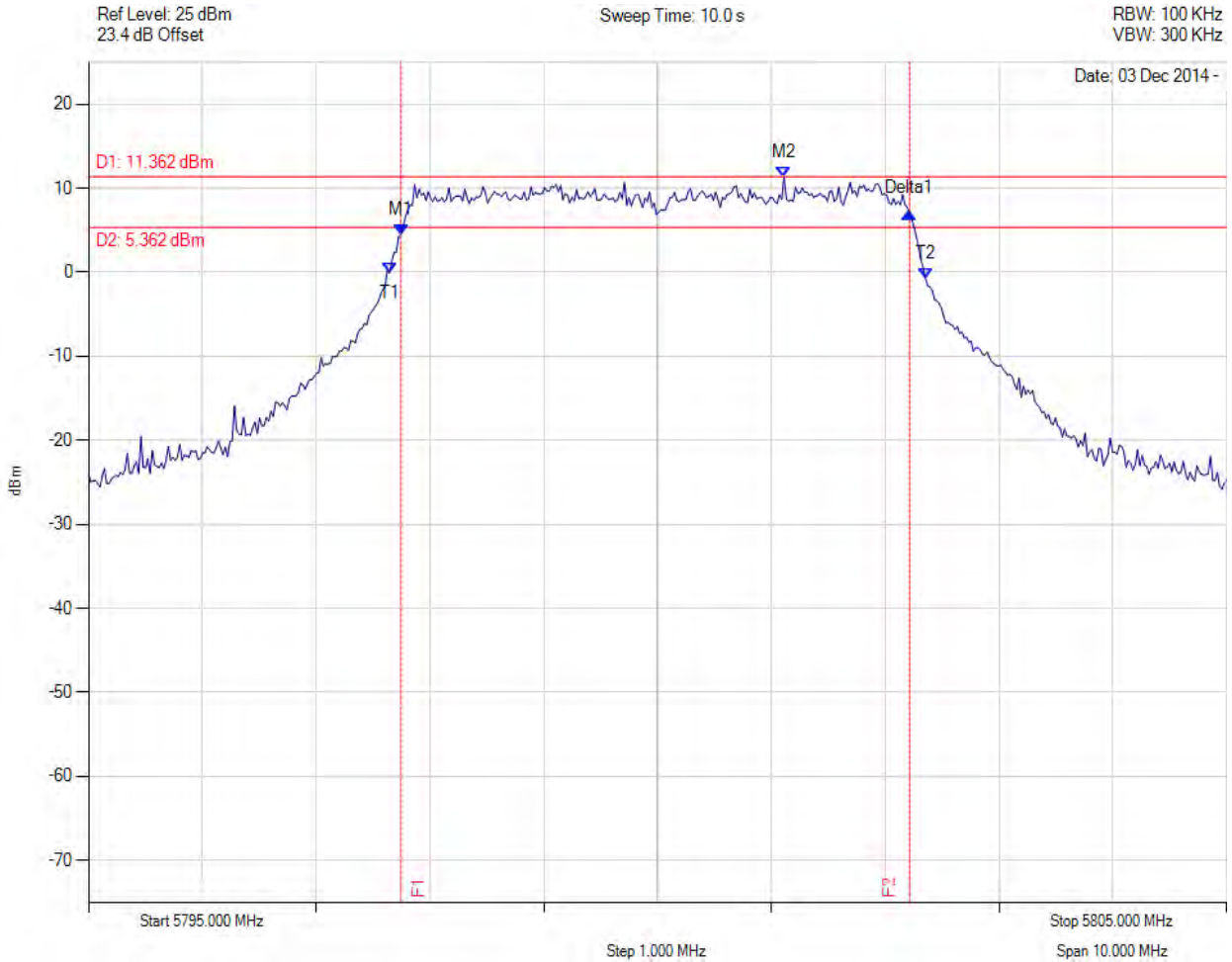
Variant: 5 MHz, Channel: 5800.00 MHz, Chain a, Temp: Ambient, Voltage: 55 Vdc



Analyser Setup	Marker:Frequency:Amplitude	Test Results
Detector = MAX PEAK Sweep Count = 0 RF Atten (dB) = 20 Trace Mode = VIEW	M1 : 5797.725 MHz : -0.426 dBm M2 : 5801.673 MHz : 7.851 dBm Delta1 : 4.489 MHz : 4.438 dB T1 : 5797.645 MHz : -3.161 dBm T2 : 5802.335 MHz : -3.125 dBm OBW : 4.689 MHz	Measured 6 dB Bandwidth: 4.489 MHz Limit: ≥500.0 kHz Margin: -3.99 MHz

[Back to Matrix](#)

This test report may be reproduced in full only. The document may only be updated by MiCOM Labs personnel. Any changes will be noted in the Document History section of the report.



Analyser Setup	Marker:Frequency:Amplitude	Test Results
Detector = MAX PEAK Sweep Count = 0 RF Atten (dB) = 20 Trace Mode = VIEW	M1 : 5797.745 MHz : 4.516 dBm M2 : 5801.112 MHz : 11.362 dBm Delta1 : 4.469 MHz : 2.546 dB T1 : 5797.645 MHz : -0.074 dBm T2 : 5802.355 MHz : -0.709 dBm OBW : 4.709 MHz	Measured 6 dB Bandwidth: 4.469 MHz Limit: ≥ 500.0 kHz Margin: -3.97 MHz

[Back to Matrix](#)

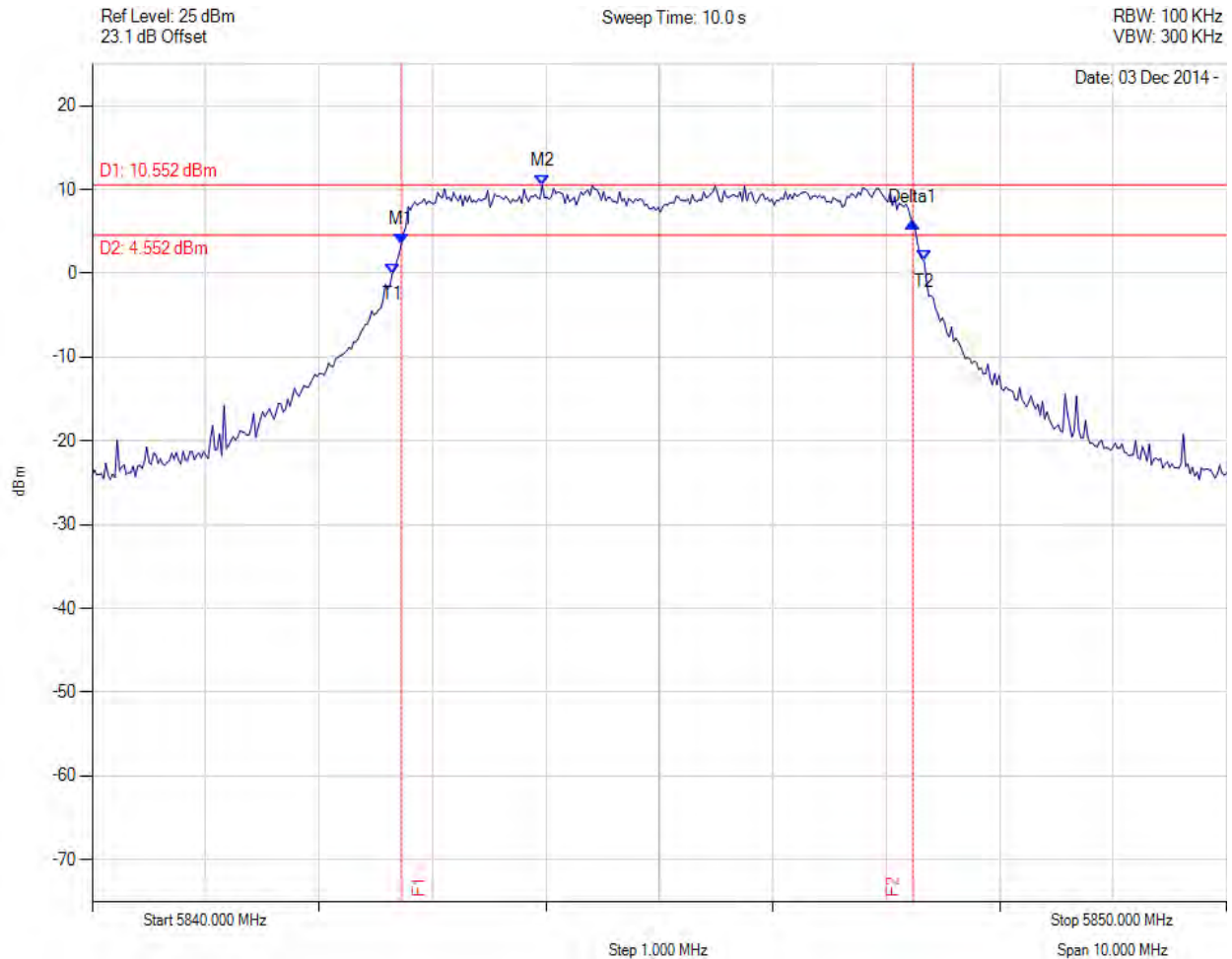


Title: RADWIN Ltd. AP0158770 Wireless Module
To: FCC 47 CFR Part 15.247
Serial #: RDWN40-U3 Rev A
Issue Date: 23rd March 2016
Page: 140 of 282



6 dB & 99% BANDWIDTH

Variant: 5 MHz, Channel: 5845.00 MHz, Chain a, Temp: Ambient, Voltage: 55 Vdc



Analyser Setup	Marker:Frequency:Amplitude	Test Results
Detector = MAX PEAK Sweep Count = 0 RF Atten (dB) = 20 Trace Mode = VIEW	M1 : 5842.725 MHz : 3.485 dBm M2 : 5843.968 MHz : 10.552 dBm Delta1 : 4.509 MHz : 2.609 dB T1 : 5842.645 MHz : -0.068 dBm T2 : 5847.335 MHz : 1.494 dBm OBW : 4.689 MHz	Measured 6 dB Bandwidth: 4.509 MHz Limit: ≥ 500.0 kHz Margin: -4.01 MHz

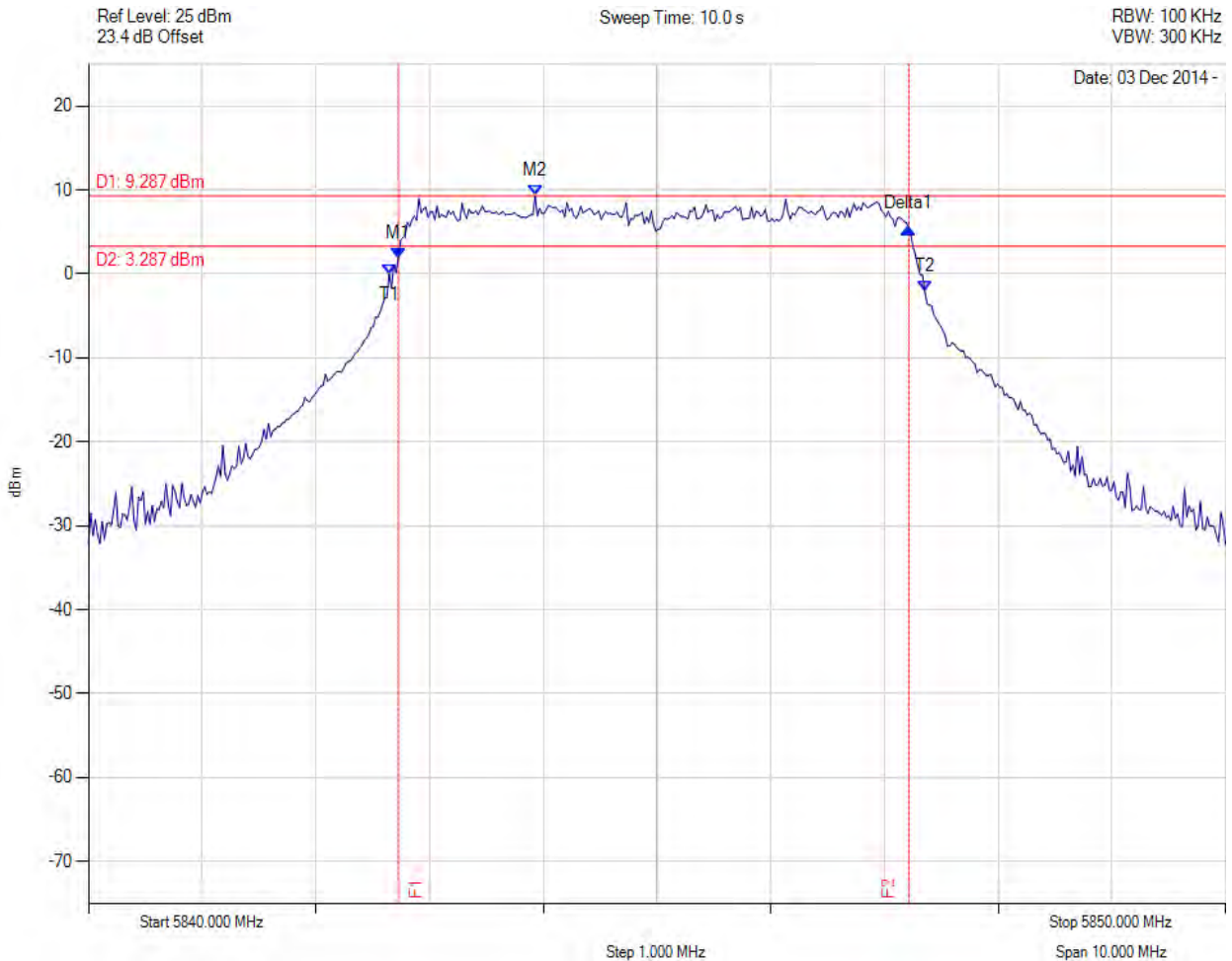
[Back to Matrix](#)

This test report may be reproduced in full only. The document may only be updated by MiCOM Labs personnel. Any changes will be noted in the Document History section of the report.



6 dB & 99% BANDWIDTH

Variant: 5 MHz, Channel: 5845.00 MHz, Chain b, Temp: Ambient, Voltage: 55 Vdc



Analyser Setup	Marker:Frequency:Amplitude	Test Results
Detector = MAX PEAK Sweep Count = 0 RF Atten (dB) = 20 Trace Mode = VIEW	M1 : 5842.725 MHz : 1.897 dBm M2 : 5843.928 MHz : 9.287 dBm Delta1 : 4.489 MHz : 3.545 dB T1 : 5842.645 MHz : -0.031 dBm T2 : 5847.355 MHz : -2.057 dBm OBW : 4.709 MHz	Measured 6 dB Bandwidth: 4.489 MHz Limit: ≥500.0 kHz Margin: -3.99 MHz

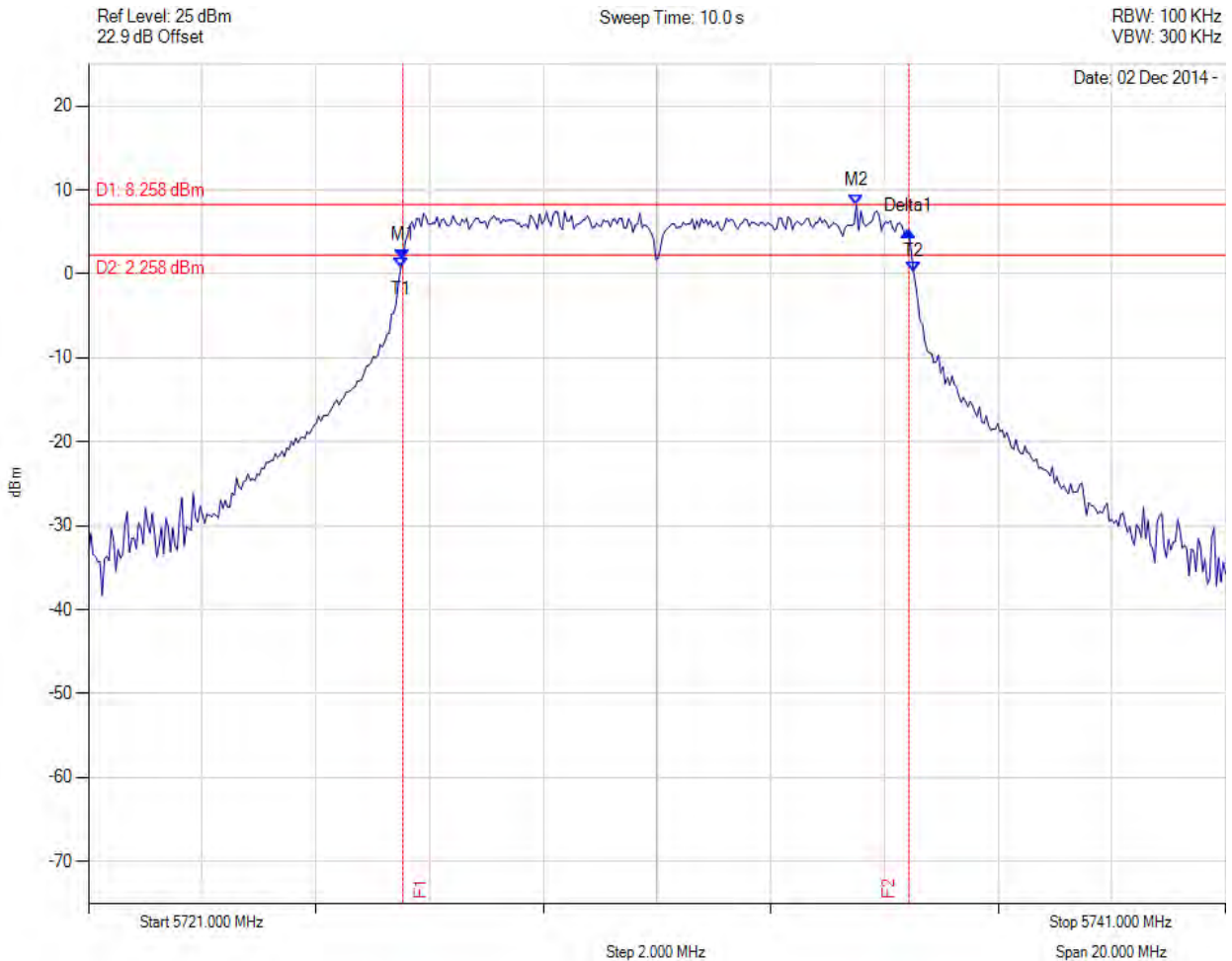
[Back to Matrix](#)

This test report may be reproduced in full only. The document may only be updated by MiCOM Labs personnel. Any changes will be noted in the Document History section of the report.



6 dB & 99% BANDWIDTH

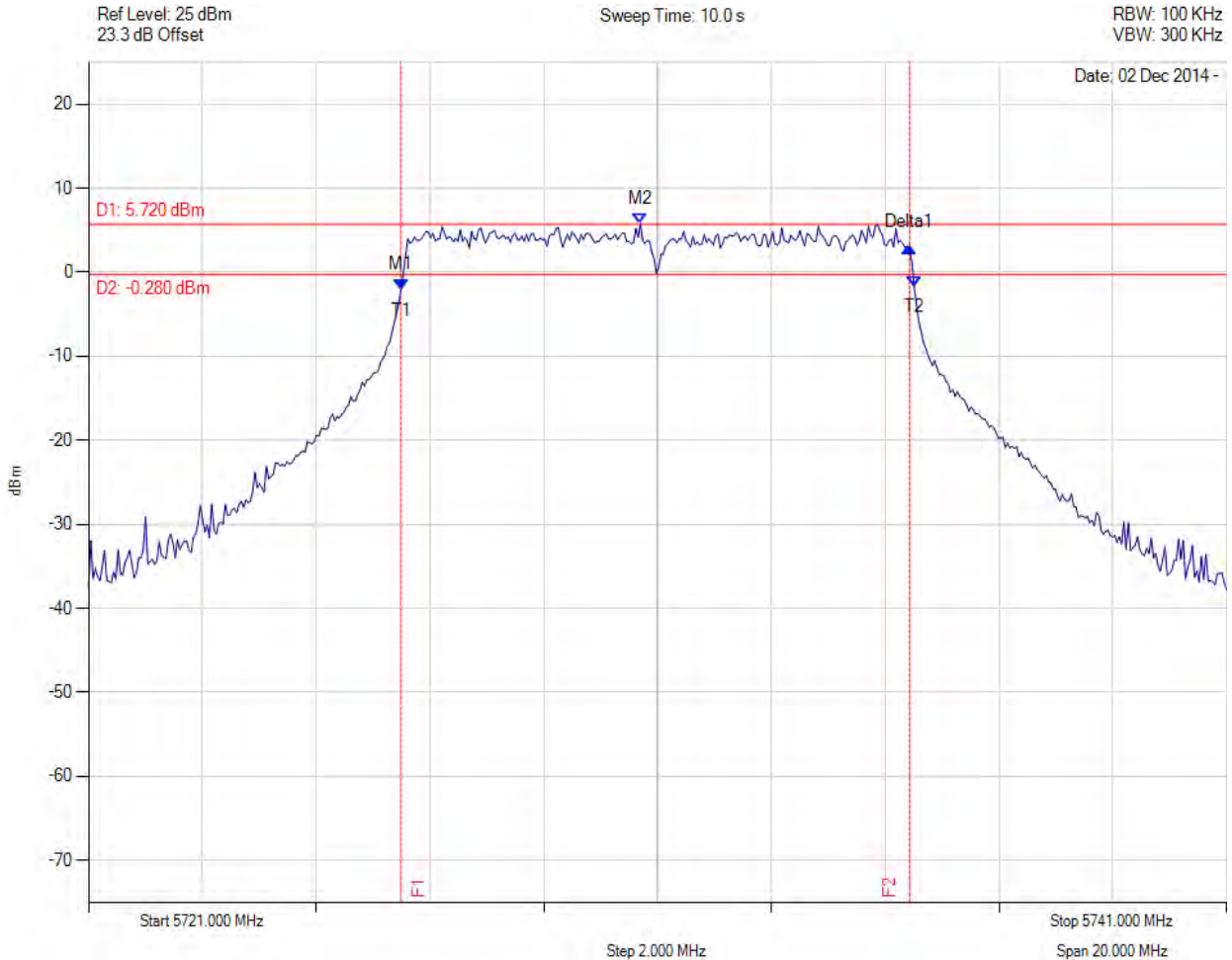
Variant: 10 MHz, Channel: 5731.00 MHz, Chain a, Temp: Ambient, Voltage: 55 Vdc



Analyser Setup	Marker:Frequency:Amplitude	Test Results
Detector = MAX PEAK Sweep Count = 0 RF Atten (dB) = 20 Trace Mode = VIEW	M1 : 5726.531 MHz : 1.661 dBm M2 : 5734.507 MHz : 8.258 dBm Delta1 : 8.898 MHz : 3.455 dB T1 : 5726.491 MHz : 0.672 dBm T2 : 5735.509 MHz : 0.272 dBm OBW : 9.018 MHz	Measured 6 dB Bandwidth: 8.898 MHz Limit: ≥ 500.0 kHz Margin: -8.40 MHz

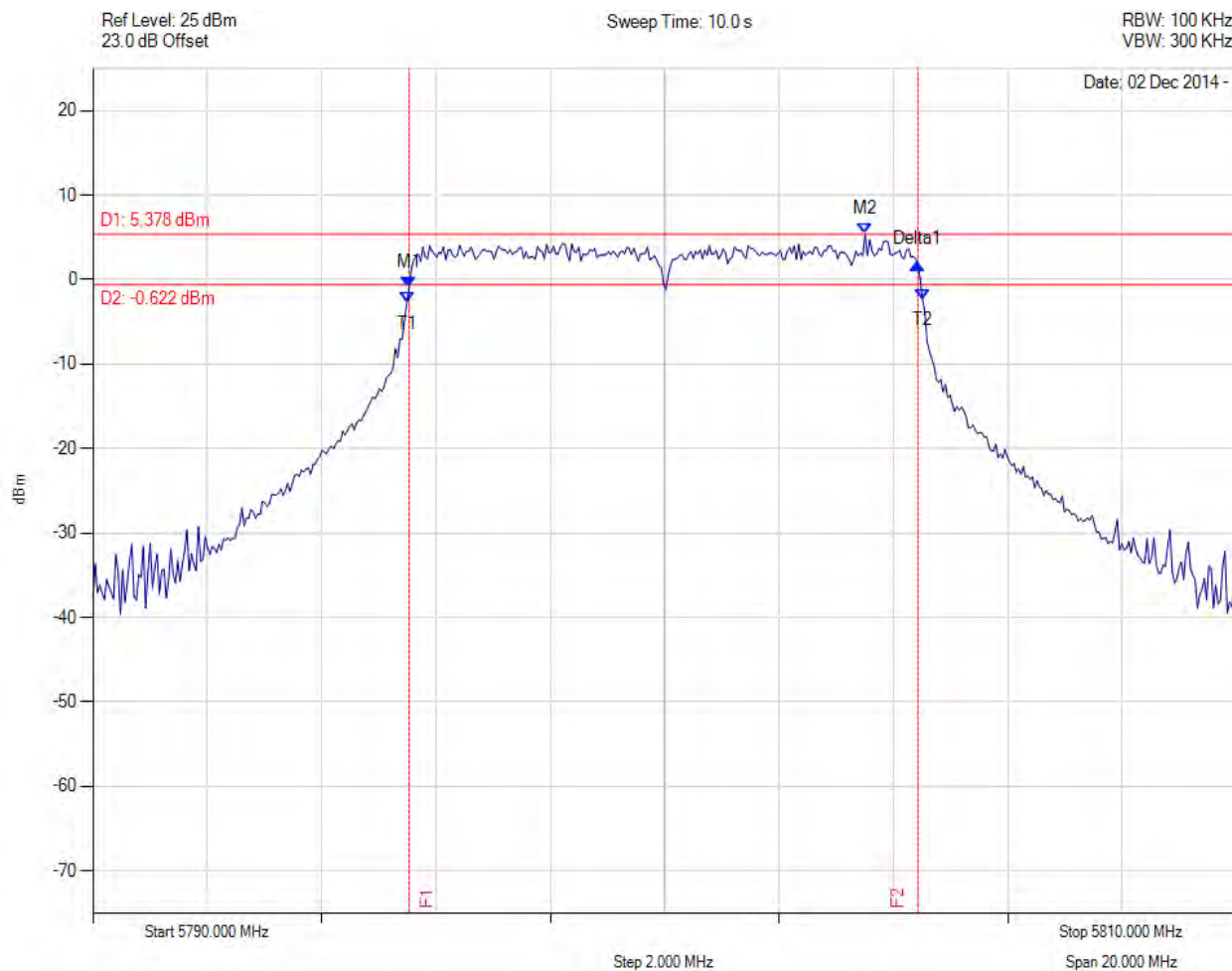
[Back to Matrix](#)

This test report may be reproduced in full only. The document may only be updated by MiCOM Labs personnel. Any changes will be noted in the Document History section of the report.



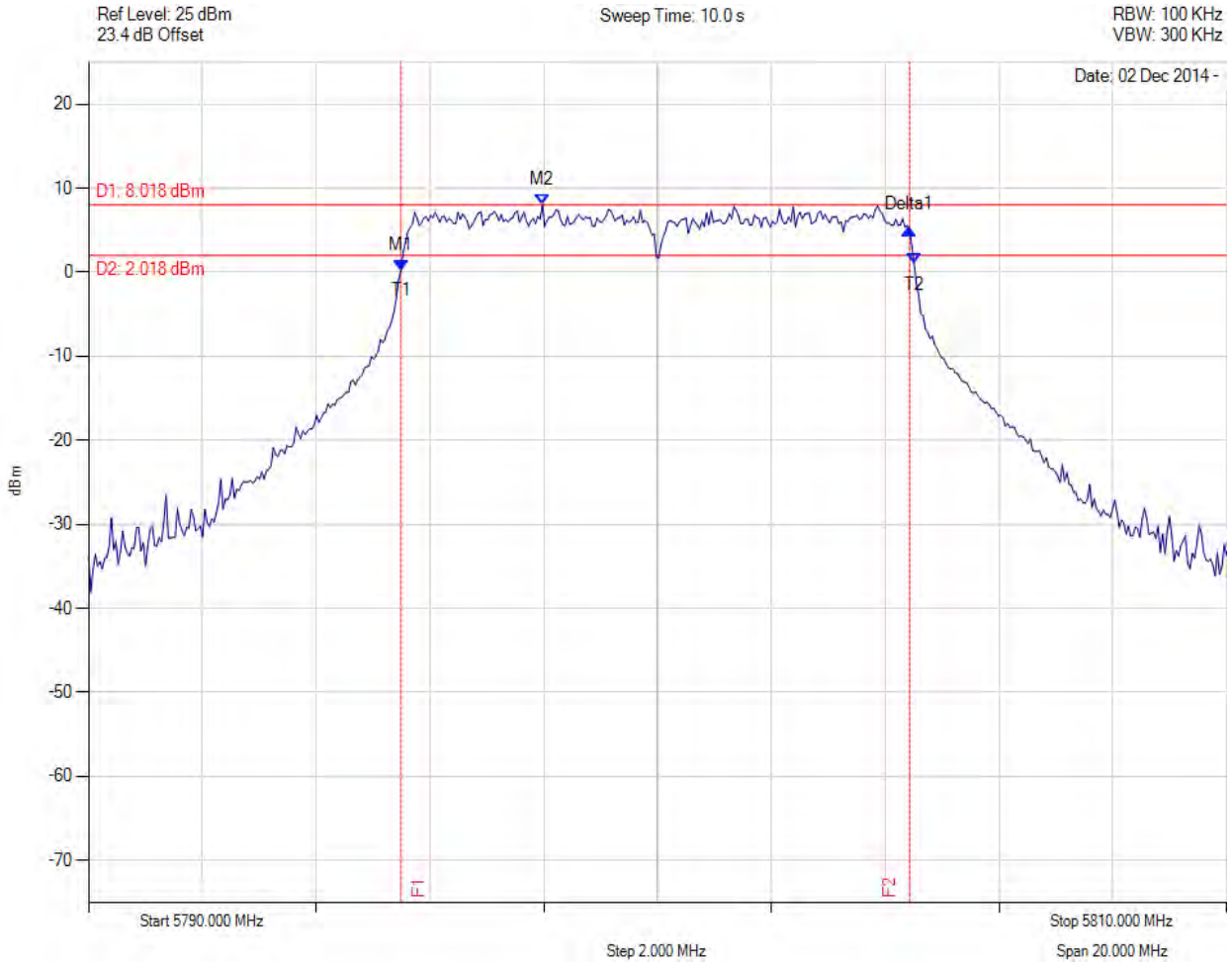
Analyser Setup	Marker:Frequency:Amplitude	Test Results
Detector = MAX PEAK Sweep Count = 0 RF Atten (dB) = 20 Trace Mode = VIEW	M1 : 5726.491 MHz : -2.045 dBm M2 : 5730.699 MHz : 5.720 dBm Delta1 : 8.938 MHz : 5.005 dB T1 : 5726.491 MHz : -2.045 dBm T2 : 5735.509 MHz : -1.677 dBm OBW : 9.018 MHz	Measured 6 dB Bandwidth: 8.938 MHz Limit: ≥500.0 kHz Margin: -8.44 MHz

[Back to Matrix](#)



Analyser Setup	Marker:Frequency:Amplitude	Test Results
Detector = MAX PEAK Sweep Count = 0 RF Atten (dB) = 20 Trace Mode = VIEW	M1 : 5795.531 MHz : -0.910 dBm M2 : 5803.507 MHz : 5.378 dBm Delta1 : 8.898 MHz : 2.705 dB T1 : 5795.491 MHz : -2.777 dBm T2 : 5804.509 MHz : -2.325 dBm OBW : 9.018 MHz	Measured 6 dB Bandwidth: 8.898 MHz Limit: ≥500.0 kHz Margin: -8.40 MHz

[Back to Matrix](#)



Analyser Setup	Marker:Frequency:Amplitude	Test Results
Detector = MAX PEAK Sweep Count = 0 RF Atten (dB) = 20 Trace Mode = VIEW	M1 : 5795.491 MHz : 0.282 dBm M2 : 5797.976 MHz : 8.018 dBm Delta1 : 8.938 MHz : 4.761 dB T1 : 5795.491 MHz : 0.282 dBm T2 : 5804.509 MHz : 1.047 dBm OBW : 9.018 MHz	Measured 6 dB Bandwidth: 8.938 MHz Limit: ≥500.0 kHz Margin: -8.44 MHz

[Back to Matrix](#)

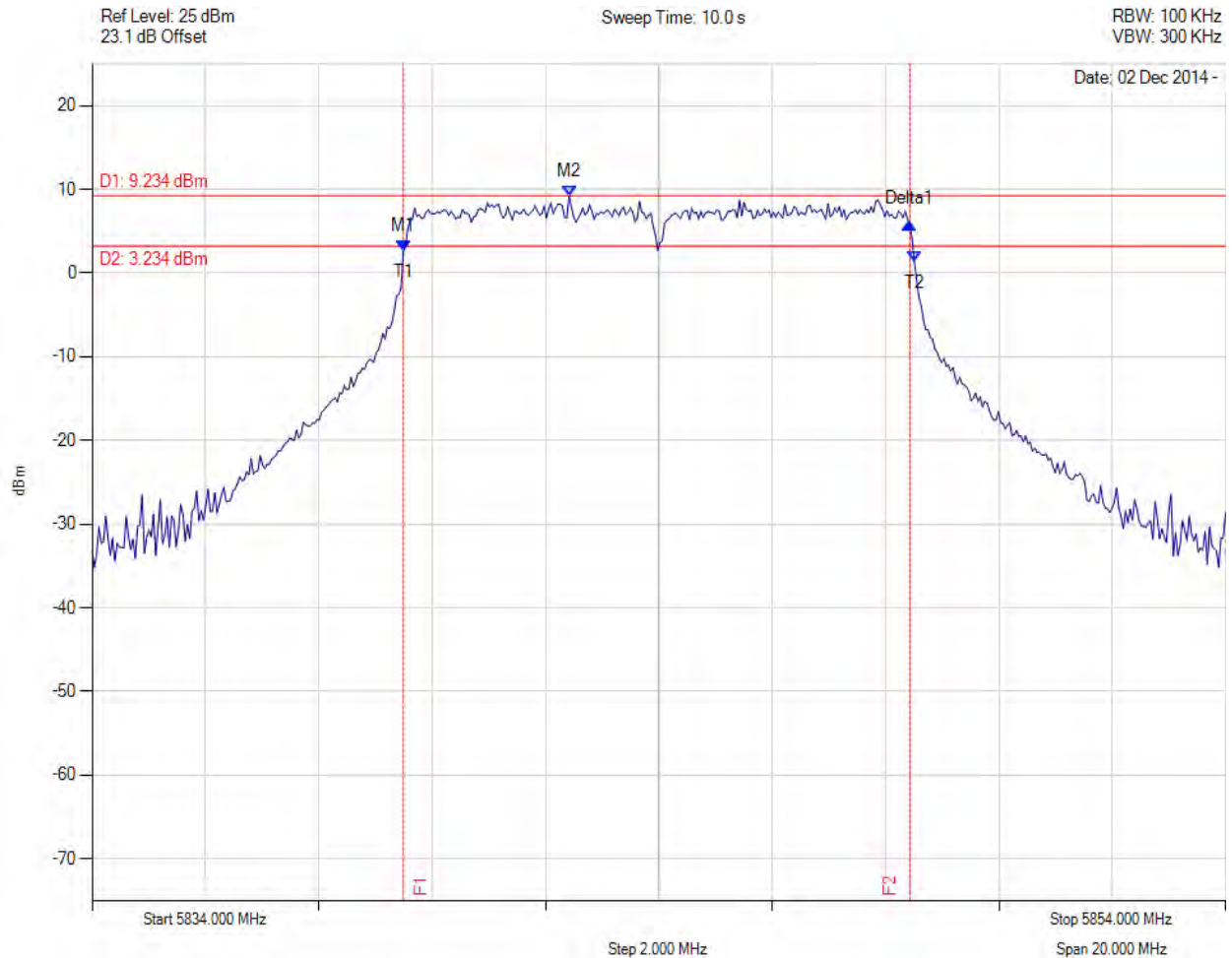


Title: RADWIN Ltd. AP0158770 Wireless Module
To: FCC 47 CFR Part 15.247
Serial #: RDWN40-U3 Rev A
Issue Date: 23rd March 2016
Page: 146 of 282



6 dB & 99% BANDWIDTH

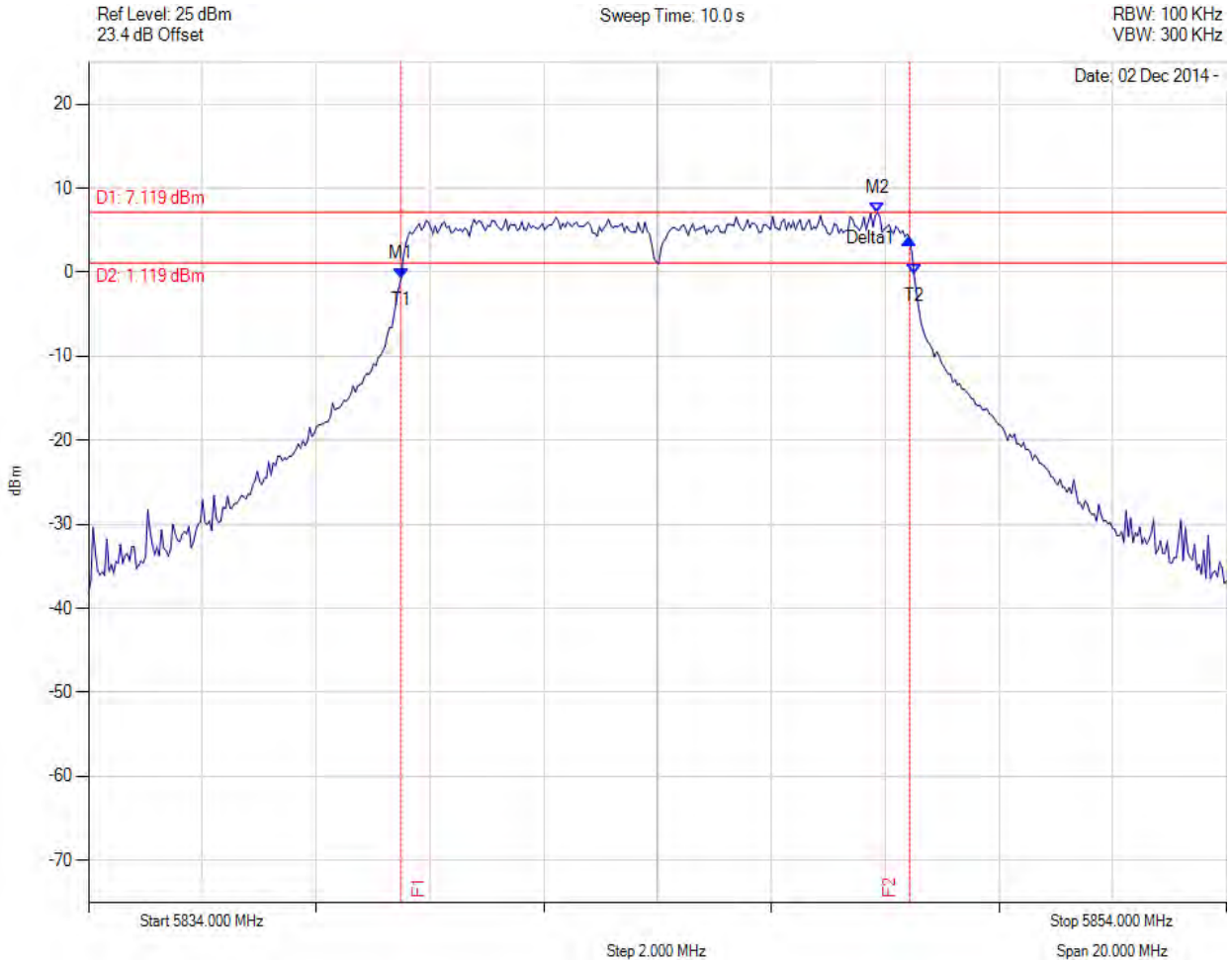
Variant: 10 MHz, Channel: 5844.00 MHz, Chain a, Temp: Ambient, Voltage: 55 Vdc



Analyser Setup	Marker:Frequency:Amplitude	Test Results
Detector = MAX PEAK Sweep Count = 0 RF Atten (dB) = 20 Trace Mode = VIEW	M1 : 5839.491 MHz : 2.653 dBm M2 : 5842.417 MHz : 9.234 dBm Delta1 : 8.938 MHz : 3.211 dB T1 : 5839.491 MHz : 2.653 dBm T2 : 5848.509 MHz : 1.313 dBm OBW : 9.018 MHz	Measured 6 dB Bandwidth: 8.938 MHz Limit: ≥500.0 kHz Margin: -8.44 MHz

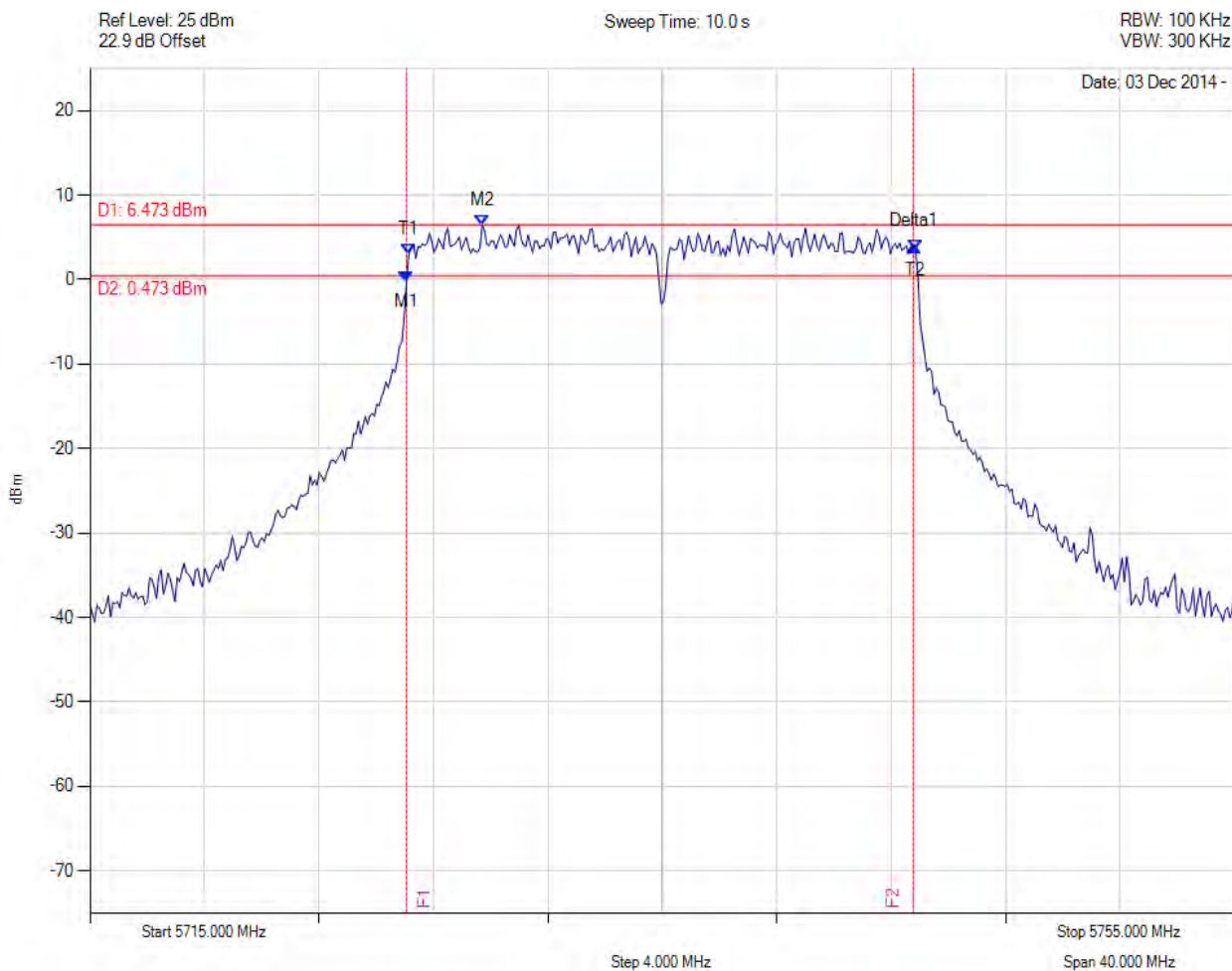
[Back to Matrix](#)

This test report may be reproduced in full only. The document may only be updated by MiCOM Labs personnel. Any changes will be noted in the Document History section of the report.



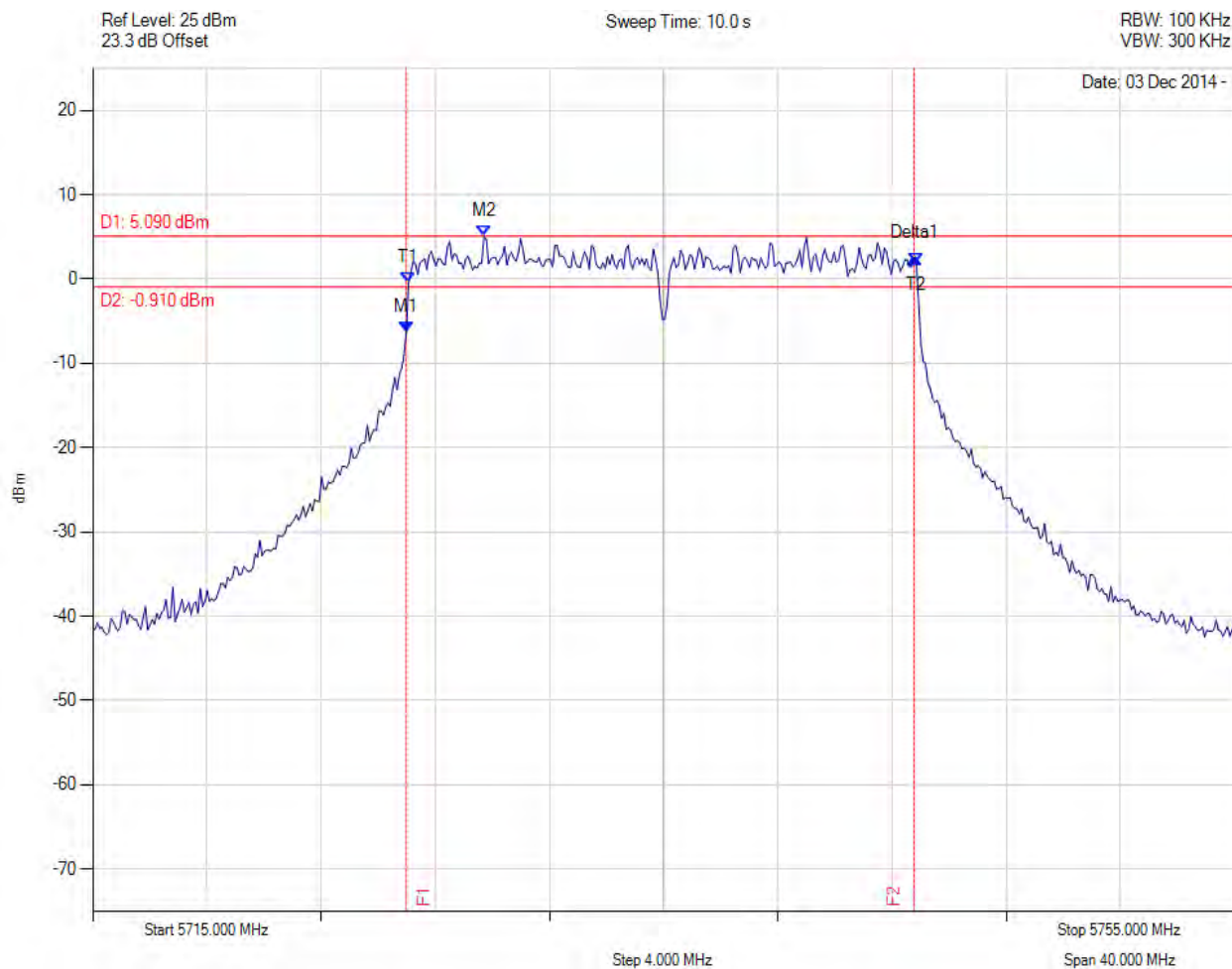
Analyser Setup	Marker:Frequency:Amplitude	Test Results
Detector = MAX PEAK Sweep Count = 0 RF Atten (dB) = 20 Trace Mode = VIEW	M1 : 5839.491 MHz : -0.747 dBm M2 : 5847.868 MHz : 7.119 dBm Delta1 : 8.938 MHz : 4.796 dB T1 : 5839.491 MHz : -0.747 dBm T2 : 5848.509 MHz : -0.306 dBm OBW : 9.018 MHz	Measured 6 dB Bandwidth: 8.938 MHz Limit: ≥500.0 kHz Margin: -8.44 MHz

[Back to Matrix](#)



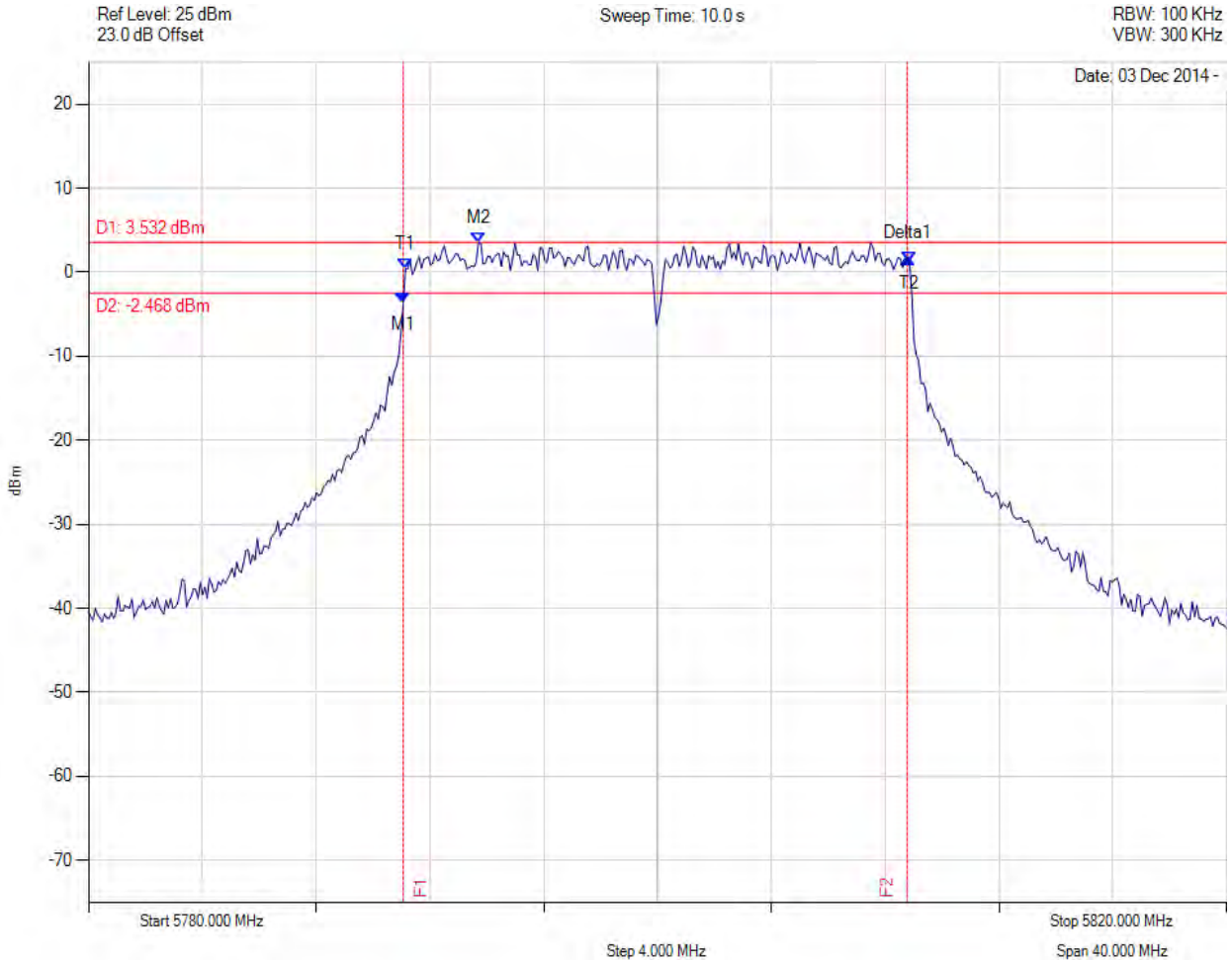
Analyser Setup	Marker:Frequency:Amplitude	Test Results
Detector = MAX PEAK Sweep Count = 0 RF Atten (dB) = 20 Trace Mode = VIEW	M1 : 5726.062 MHz : -0.186 dBm M2 : 5728.707 MHz : 6.473 dBm Delta1 : 17.715 MHz : 4.220 dB T1 : 5726.142 MHz : 3.038 dBm T2 : 5743.858 MHz : 3.544 dBm OBW : 17.715 MHz	Measured 6 dB Bandwidth: 17.715 MHz Limit: ≥500.0 kHz Margin: -17.22 MHz

[Back to Matrix](#)



Analyser Setup	Marker:Frequency:Amplitude	Test Results
Detector = MAX PEAK Sweep Count = 0 RF Atten (dB) = 20 Trace Mode = VIEW	M1 : 5725.982 MHz : -6.295 dBm M2 : 5728.707 MHz : 5.090 dBm Delta1 : 17.796 MHz : 8.822 dB T1 : 5726.062 MHz : -0.493 dBm T2 : 5743.858 MHz : 1.797 dBm OBW : 17.796 MHz	Measured 6 dB Bandwidth: 17.796 MHz Limit: ≥500.0 kHz Margin: -17.30 MHz

[Back to Matrix](#)



Analyser Setup	Marker:Frequency:Amplitude	Test Results
Detector = MAX PEAK Sweep Count = 0 RF Atten (dB) = 20 Trace Mode = VIEW	M1 : 5791.062 MHz : -3.704 dBm M2 : 5793.707 MHz : 3.532 dBm Delta1 : 17.715 MHz : 5.446 dB T1 : 5791.142 MHz : 0.371 dBm T2 : 5808.858 MHz : 1.130 dBm OBW : 17.715 MHz	Measured 6 dB Bandwidth: 17.715 MHz Limit: ≥500.0 kHz Margin: -17.22 MHz

[Back to Matrix](#)

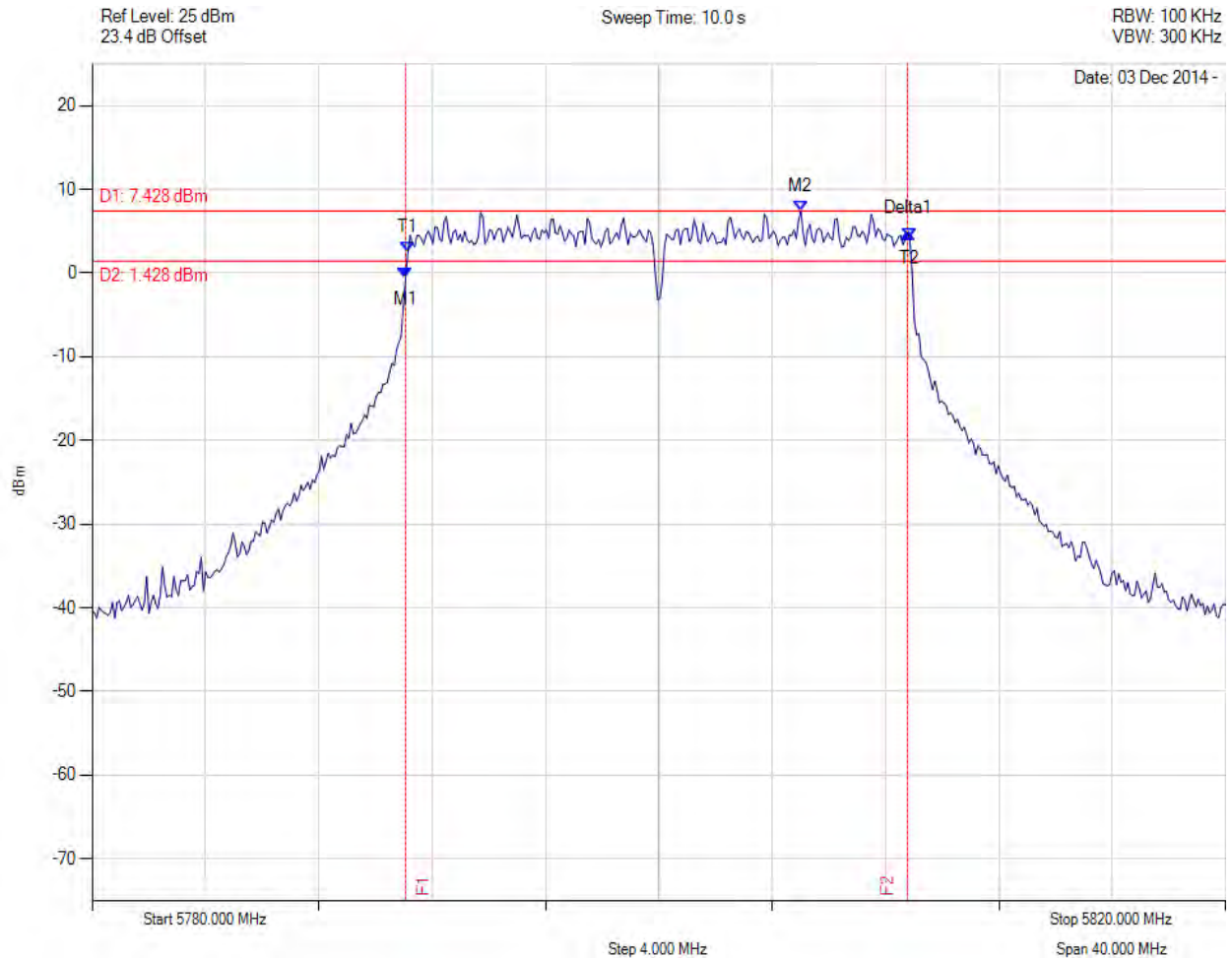


Title: RADWIN Ltd. AP0158770 Wireless Module
To: FCC 47 CFR Part 15.247
Serial #: RDWN40-U3 Rev A
Issue Date: 23rd March 2016
Page: 151 of 282



6 dB & 99% BANDWIDTH

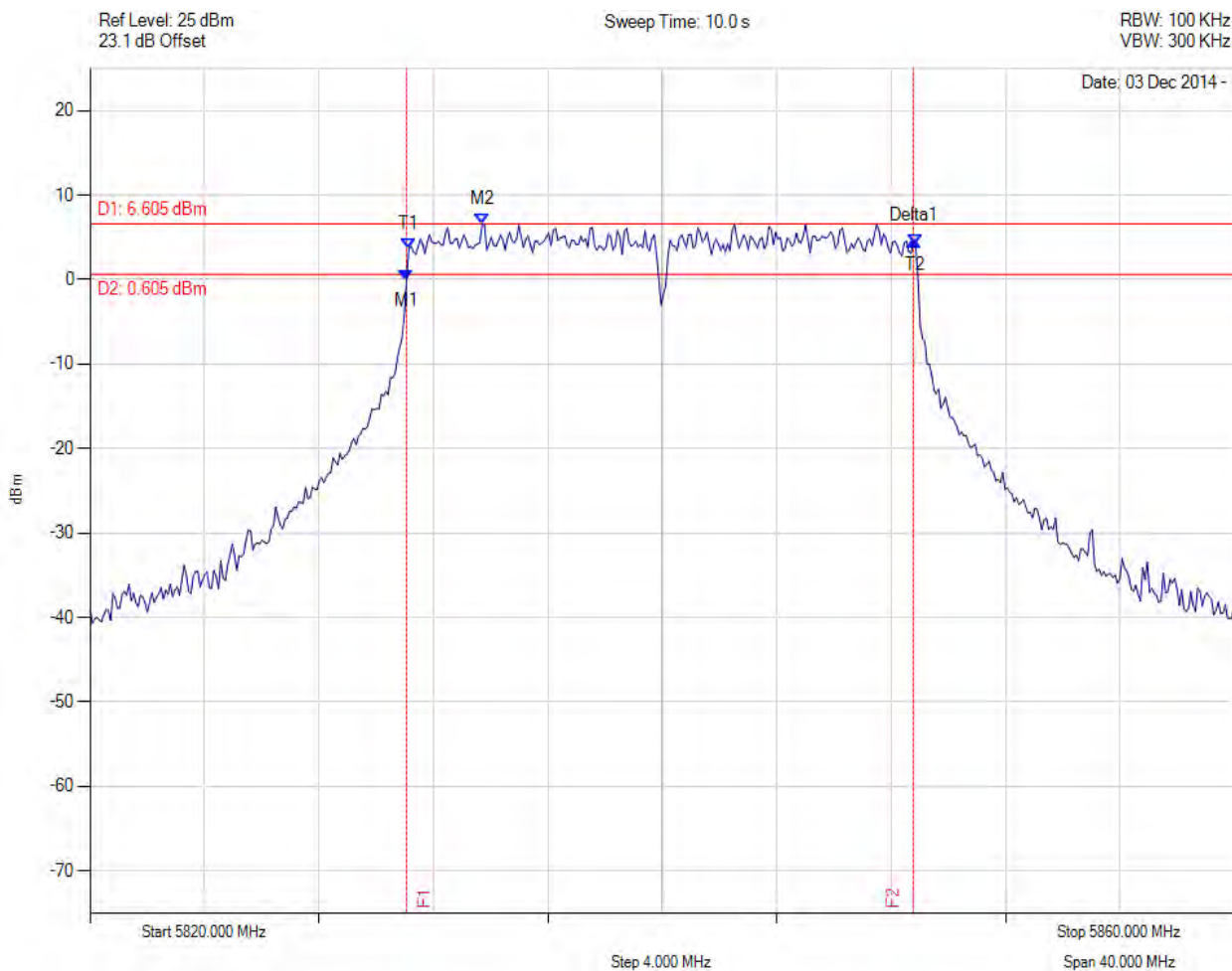
Variant: 20 MHz, Channel: 5800.00 MHz, Chain b, Temp: Ambient, Voltage: 55 Vdc



Analyser Setup	Marker:Frequency:Amplitude	Test Results
Detector = MAX PEAK Sweep Count = 0 RF Atten (dB) = 20 Trace Mode = VIEW	M1 : 5791.062 MHz : -0.576 dBm M2 : 5805.010 MHz : 7.428 dBm Delta1 : 17.715 MHz : 5.396 dB T1 : 5791.142 MHz : 2.531 dBm T2 : 5808.858 MHz : 4.162 dBm OBW : 17.715 MHz	Measured 6 dB Bandwidth: 17.715 MHz Limit: ≥ 500.0 kHz Margin: -17.22 MHz

[Back to Matrix](#)

This test report may be reproduced in full only. The document may only be updated by MiCOM Labs personnel. Any changes will be noted in the Document History section of the report.



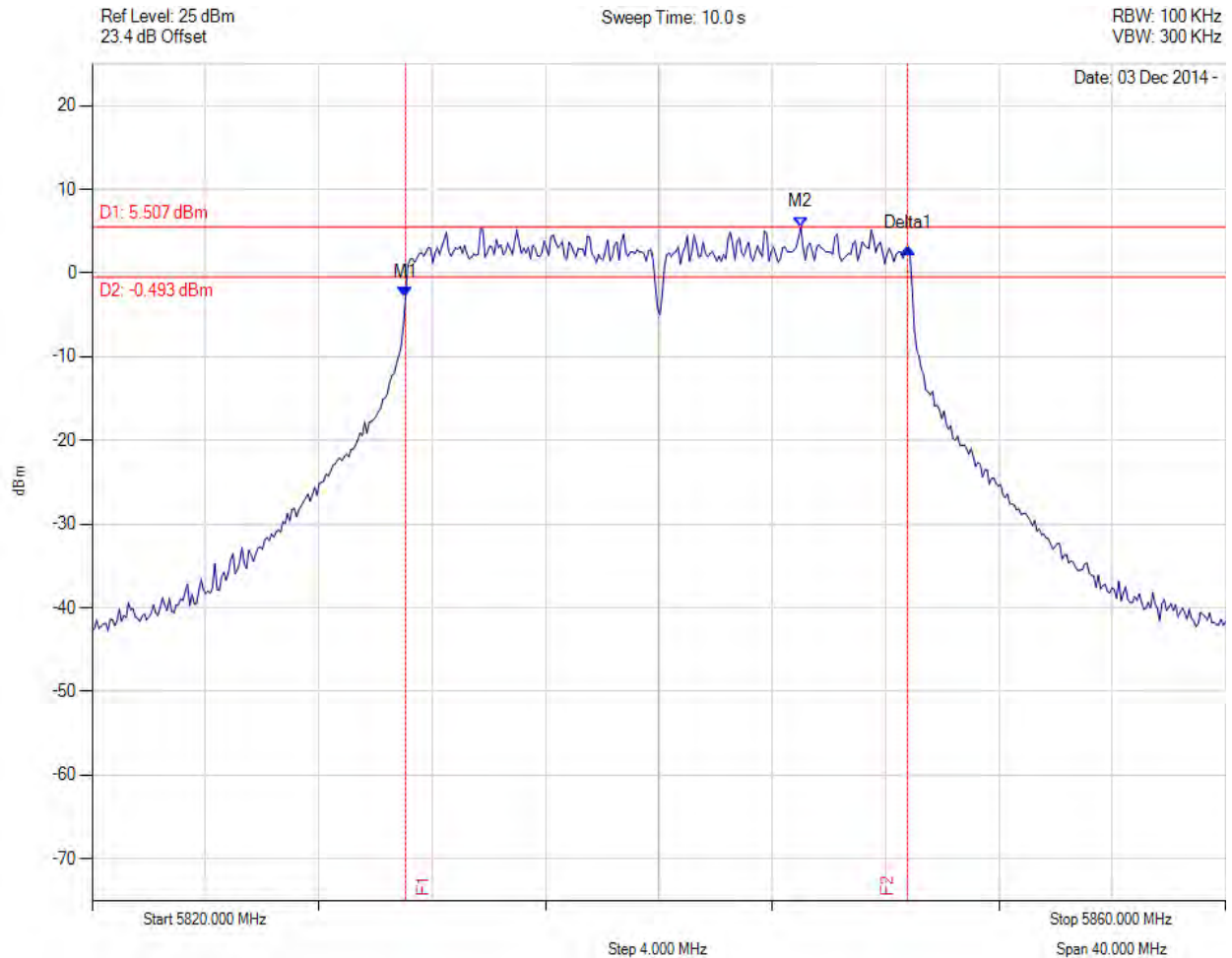
Analyser Setup	Marker:Frequency:Amplitude	Test Results
Detector = MAX PEAK Sweep Count = 0 RF Atten (dB) = 20 Trace Mode = VIEW	M1 : 5831.062 MHz : -0.070 dBm M2 : 5833.707 MHz : 6.605 dBm Delta1 : 17.715 MHz : 4.643 dB T1 : 5831.142 MHz : 3.642 dBm T2 : 5848.858 MHz : 4.174 dBm OBW : 17.715 MHz	Measured 6 dB Bandwidth: 17.715 MHz Limit: ≥ 500.0 kHz Margin: -17.22 MHz

[Back to Matrix](#)



6 dB & 99% BANDWIDTH

Variant: 20 MHz, Channel: 5840.00 MHz, Chain b, Temp: Ambient, Voltage: 55 Vdc



Analyser Setup	Marker:Frequency:Amplitude	Test Results
Detector = MAX PEAK Sweep Count = 0 RF Atten (dB) = 20 Trace Mode = VIEW	M1 : 5831.062 MHz : -2.811 dBm M2 : 5845.010 MHz : 5.507 dBm Delta1 : 17.715 MHz : 5.758 dB T1 : 0 Hz : 500.000 dBm T2 : 0 Hz : 500.000 dBm OBW : 17.715 MHz	Measured 6 dB Bandwidth: 17.715 MHz Limit: ≥ 500.0 kHz Margin: -17.22 MHz

[Back to Matrix](#)

This test report may be reproduced in full only. The document may only be updated by MiCOM Labs personnel. Any changes will be noted in the Document History section of the report.

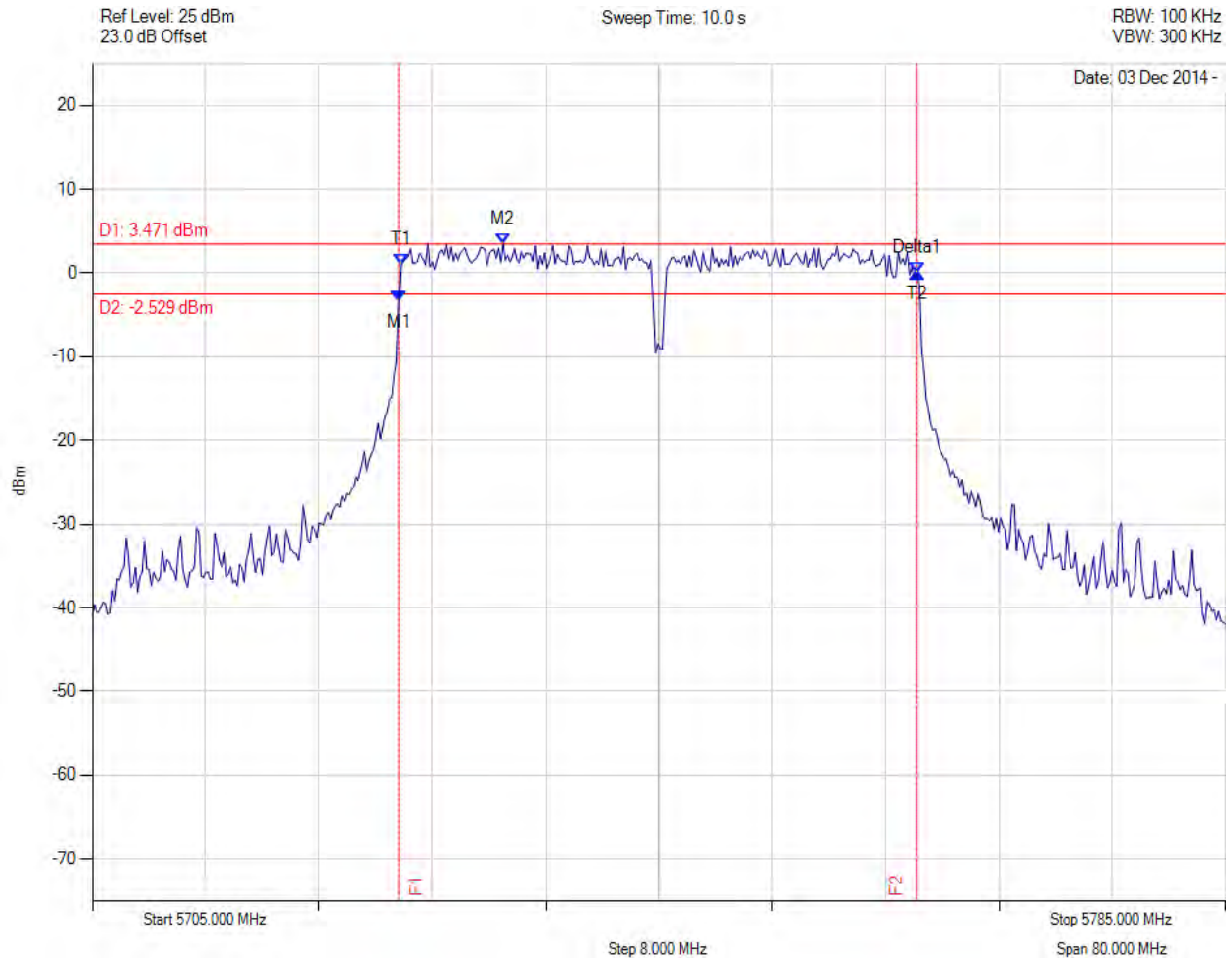


Title: RADWIN Ltd. AP0158770 Wireless Module
To: FCC 47 CFR Part 15.247
Serial #: RDWN40-U3 Rev A
Issue Date: 23rd March 2016
Page: 154 of 282



6 dB & 99% BANDWIDTH

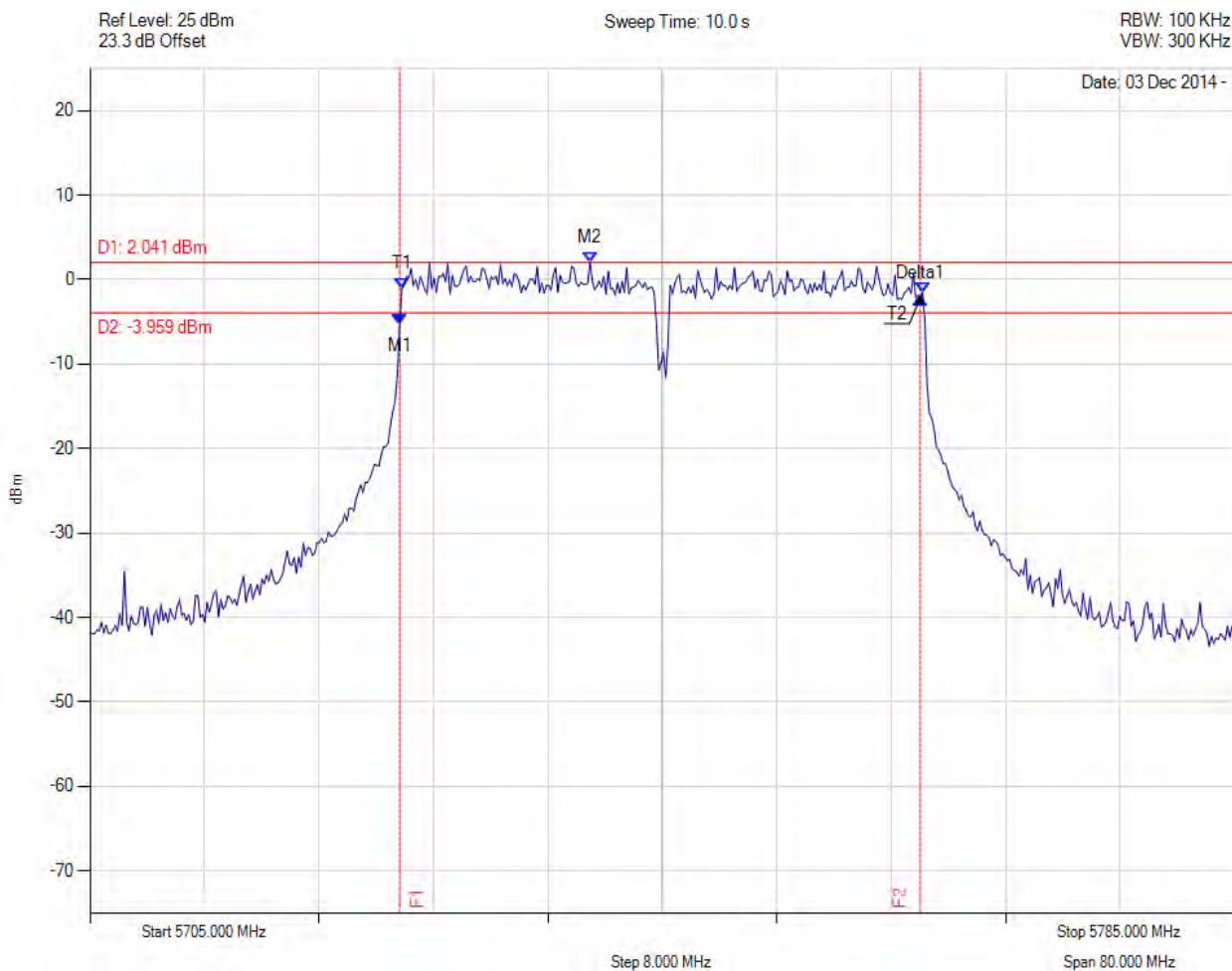
Variant: 40 MHz, Channel: 5745.00 MHz, Chain a, Temp: Ambient, Voltage: 55 Vdc



Analyser Setup	Marker:Frequency:Amplitude	Test Results
Detector = MAX PEAK Sweep Count = 0 RF Atten (dB) = 20 Trace Mode = VIEW	M1 : 5726.643 MHz : -3.359 dBm M2 : 5734.018 MHz : 3.471 dBm Delta1 : 36.553 MHz : 3.362 dB T1 : 5726.804 MHz : 1.020 dBm T2 : 5763.196 MHz : 0.003 dBm OBW : 36.393 MHz	Measured 6 dB Bandwidth: 36.553 MHz Limit: ≥500.0 kHz Margin: -36.05 MHz

[Back to Matrix](#)

This test report may be reproduced in full only. The document may only be updated by MiCOM Labs personnel. Any changes will be noted in the Document History section of the report.



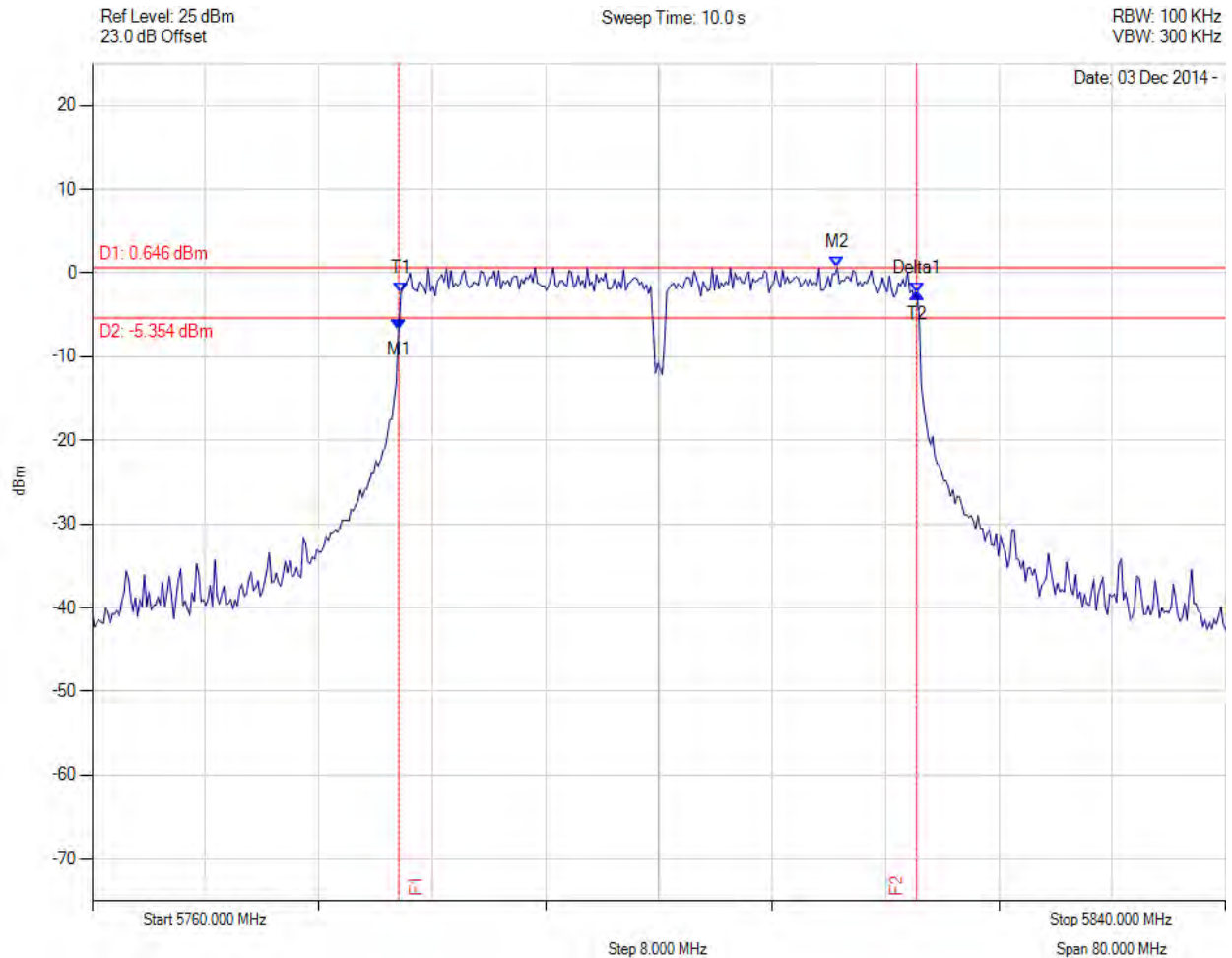
Analyser Setup	Marker:Frequency:Amplitude	Test Results
Detector = MAX PEAK Sweep Count = 0 RF Atten (dB) = 20 Trace Mode = VIEW	M1 : 5726.643 MHz : -5.323 dBm M2 : 5739.950 MHz : 2.041 dBm Delta1 : 36.393 MHz : 3.051 dB T1 : 5726.804 MHz : -1.012 dBm T2 : 5763.196 MHz : -1.546 dBm OBW : 36.393 MHz	Measured 6 dB Bandwidth: 36.393 MHz Limit: ≥500.0 kHz Margin: -35.89 MHz

[Back to Matrix](#)



6 dB & 99% BANDWIDTH

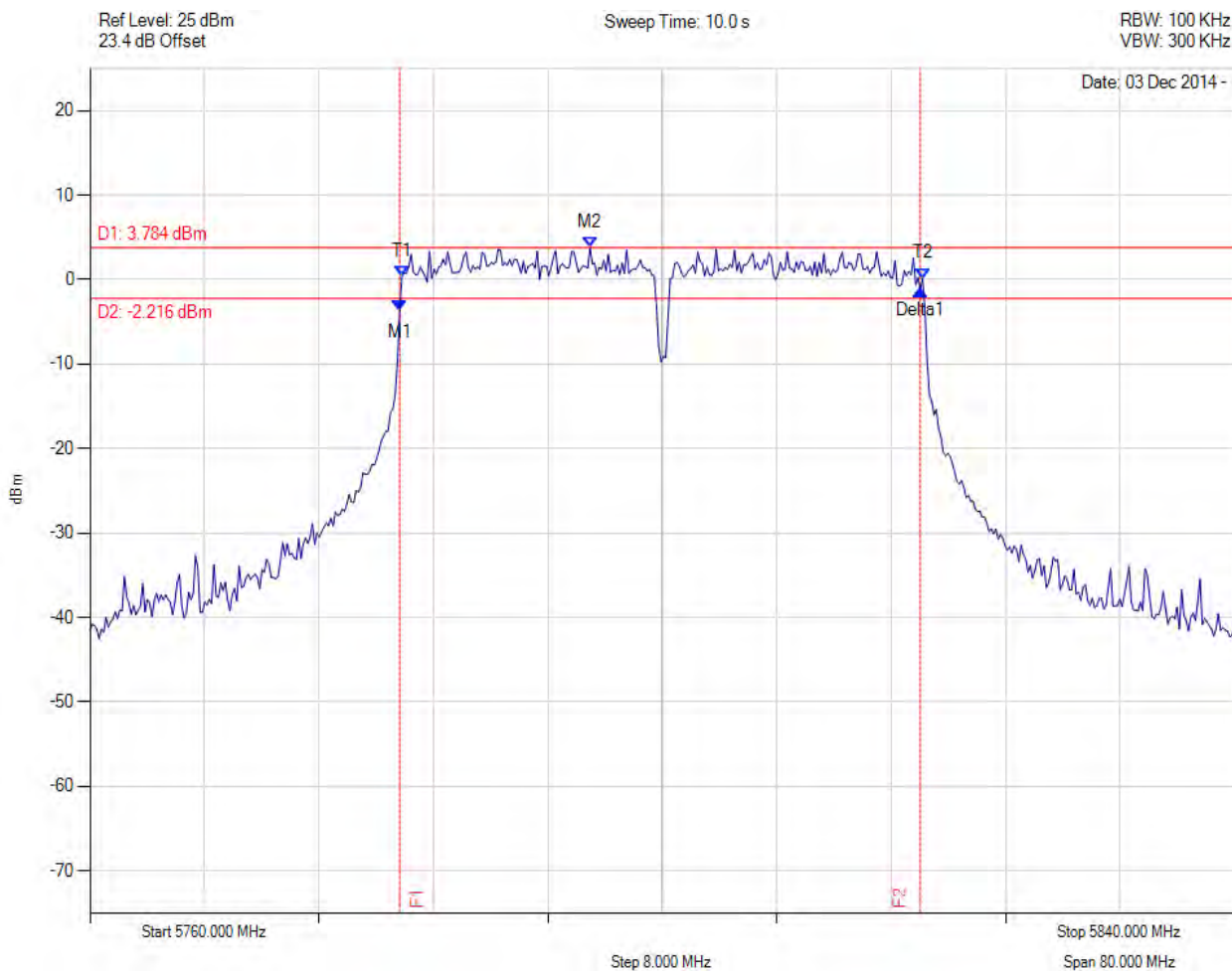
Variant: 40 MHz, Channel: 5800.00 MHz, Chain a, Temp: Ambient, Voltage: 55 Vdc



Analyser Setup	Marker:Frequency:Amplitude	Test Results
Detector = MAX PEAK Sweep Count = 0 RF Atten (dB) = 20 Trace Mode = VIEW	M1 : 5781.643 MHz : -6.696 dBm M2 : 5812.585 MHz : 0.646 dBm Delta1 : 36.553 MHz : 4.240 dB T1 : 5781.804 MHz : -2.323 dBm T2 : 5818.196 MHz : -2.456 dBm OBW : 36.393 MHz	Measured 6 dB Bandwidth: 36.553 MHz Limit: ≥500.0 kHz Margin: -36.05 MHz

[Back to Matrix](#)

This test report may be reproduced in full only. The document may only be updated by MiCOM Labs personnel. Any changes will be noted in the Document History section of the report.



Analyser Setup	Marker:Frequency:Amplitude	Test Results
Detector = MAX PEAK Sweep Count = 0 RF Atten (dB) = 20 Trace Mode = VIEW	M1 : 5781.643 MHz : -3.694 dBm M2 : 5794.950 MHz : 3.784 dBm Delta1 : 36.393 MHz : 2.508 dB T1 : 5781.804 MHz : 0.386 dBm T2 : 5818.196 MHz : 0.131 dBm OBW : 36.393 MHz	Measured 6 dB Bandwidth: 36.393 MHz Limit: ≥500.0 kHz Margin: -35.89 MHz

[Back to Matrix](#)

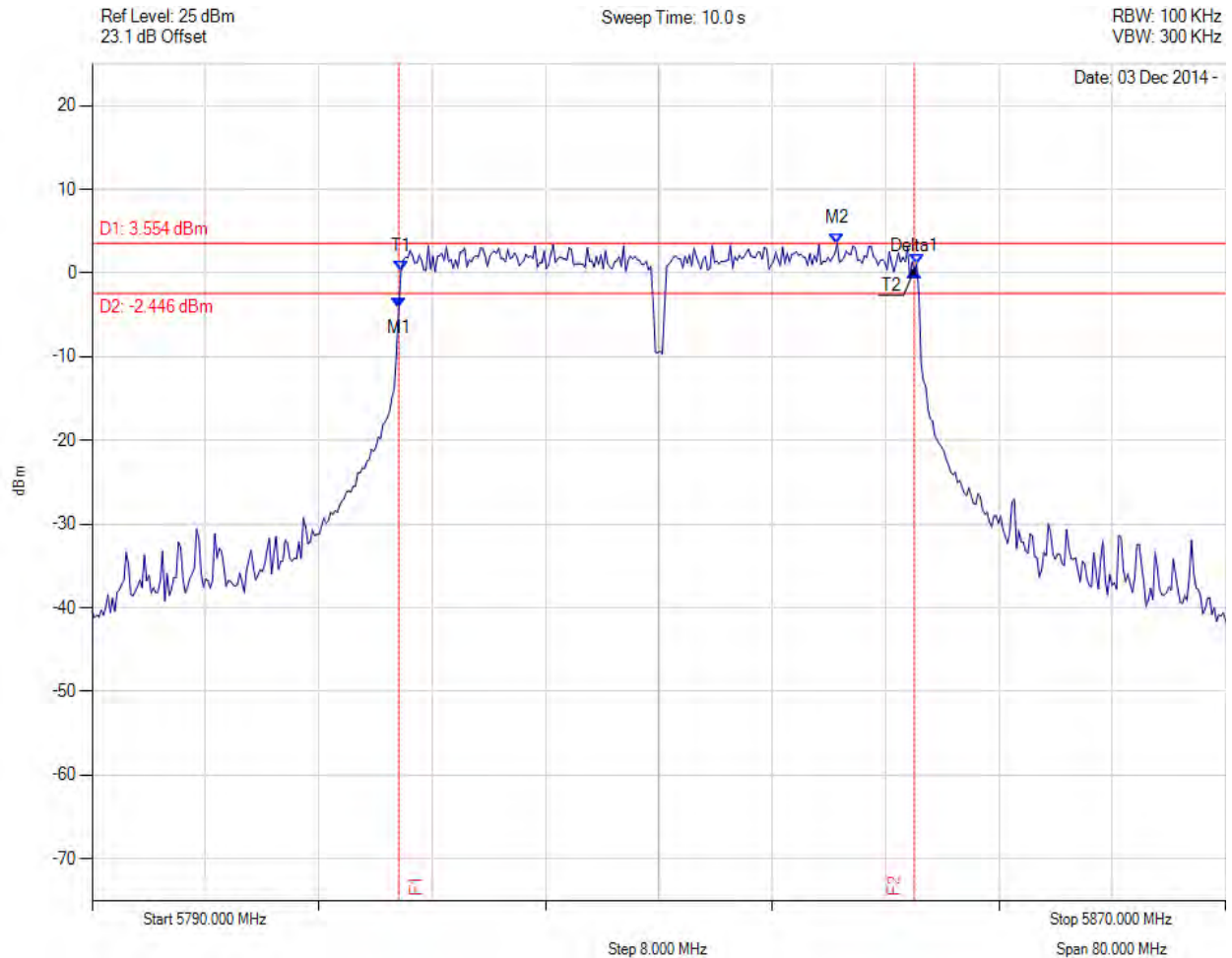


Title: RADWIN Ltd. AP0158770 Wireless Module
To: FCC 47 CFR Part 15.247
Serial #: RDWN40-U3 Rev A
Issue Date: 23rd March 2016
Page: 158 of 282



6 dB & 99% BANDWIDTH

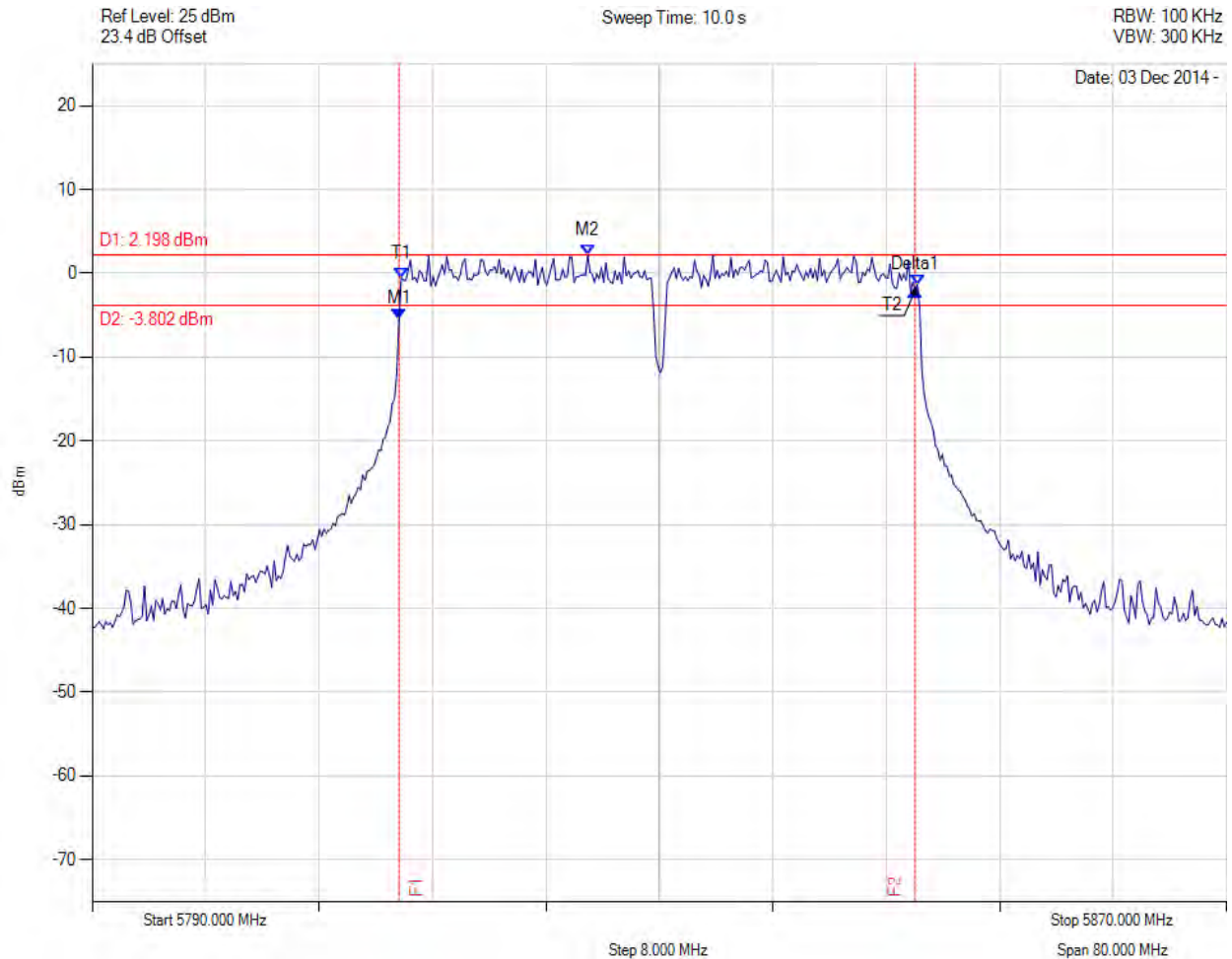
Variant: 40 MHz, Channel: 5830.00 MHz, Chain a, Temp: Ambient, Voltage: 55 Vdc



Analyser Setup	Marker:Frequency:Amplitude	Test Results
Detector = MAX PEAK Sweep Count = 0 RF Atten (dB) = 20 Trace Mode = VIEW	M1 : 5811.643 MHz : -4.103 dBm M2 : 5842.585 MHz : 3.554 dBm Delta1 : 36.393 MHz : 4.391 dB T1 : 5811.804 MHz : 0.272 dBm T2 : 5848.196 MHz : 1.032 dBm OBW : 36.393 MHz	Measured 6 dB Bandwidth: 36.393 MHz Limit: ≥500.0 kHz Margin: -35.89 MHz

[Back to Matrix](#)

This test report may be reproduced in full only. The document may only be updated by MiCOM Labs personnel. Any changes will be noted in the Document History section of the report.



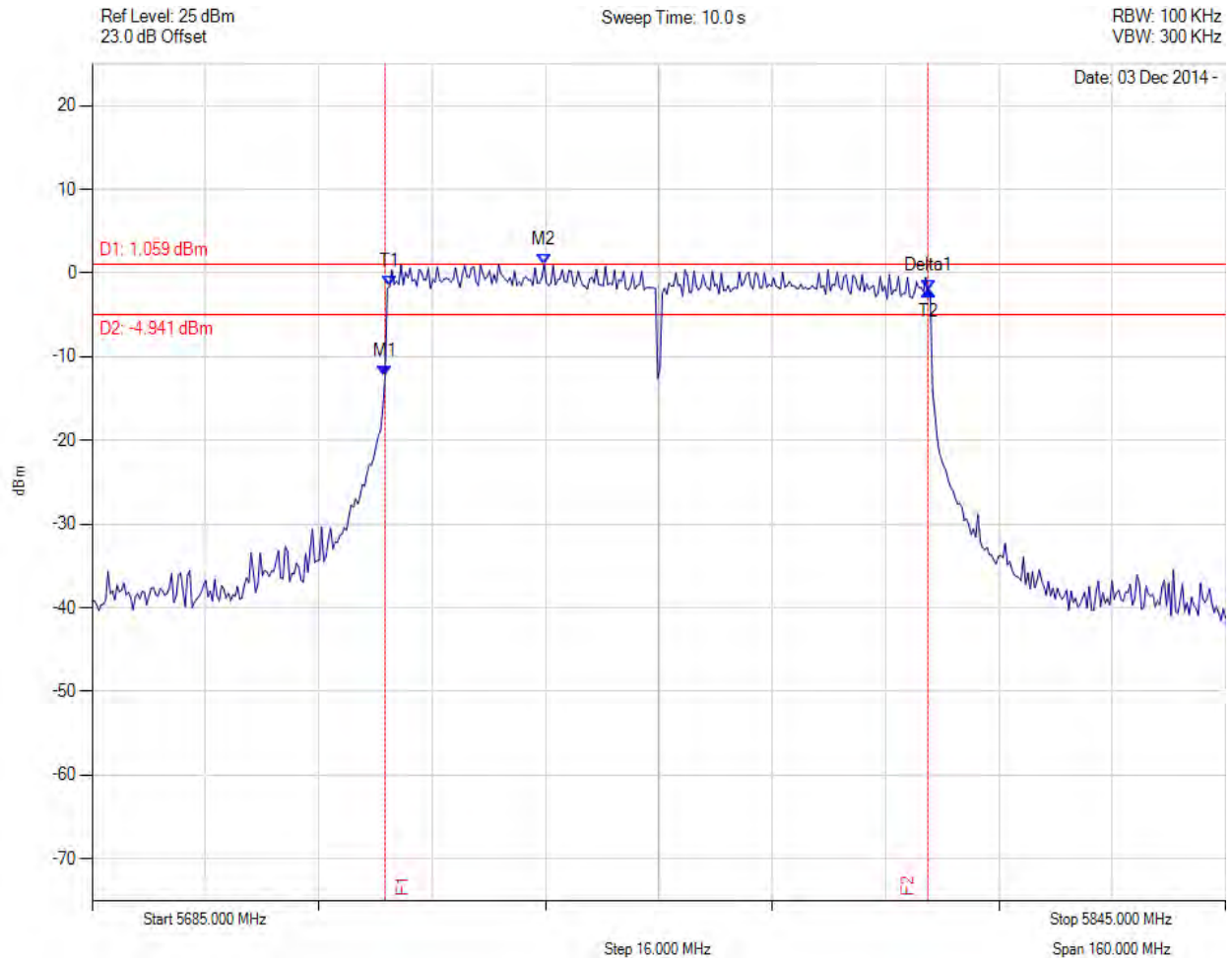
Analyser Setup	Marker:Frequency:Amplitude	Test Results
Detector = MAX PEAK Sweep Count = 0 RF Atten (dB) = 20 Trace Mode = VIEW	M1 : 5811.643 MHz : -5.407 dBm M2 : 5824.950 MHz : 2.198 dBm Delta1 : 36.393 MHz : 3.427 dB T1 : 5811.804 MHz : -0.530 dBm T2 : 5848.196 MHz : -1.361 dBm OBW : 36.393 MHz	Measured 6 dB Bandwidth: 36.393 MHz Limit: ≥500.0 kHz Margin: -35.89 MHz

[Back to Matrix](#)



6 dB & 99% BANDWIDTH

Variant: 80 MHz, Channel: 5765.00 MHz, Chain a, Temp: Ambient, Voltage: 55 Vdc



Analyser Setup	Marker:Frequency:Amplitude	Test Results
Detector = MAX PEAK Sweep Count = 0 RF Atten (dB) = 20 Trace Mode = VIEW	M1 : 5726.363 MHz : -12.388 dBm M2 : 5748.808 MHz : 1.059 dBm Delta1 : 76.633 MHz : 10.323 dB T1 : 5727.004 MHz : -1.575 dBm T2 : 5802.996 MHz : -2.065 dBm OBW : 75.992 MHz	Measured 6 dB Bandwidth: 76.633 MHz Limit: ≥500.0 kHz Margin: -76.13 MHz

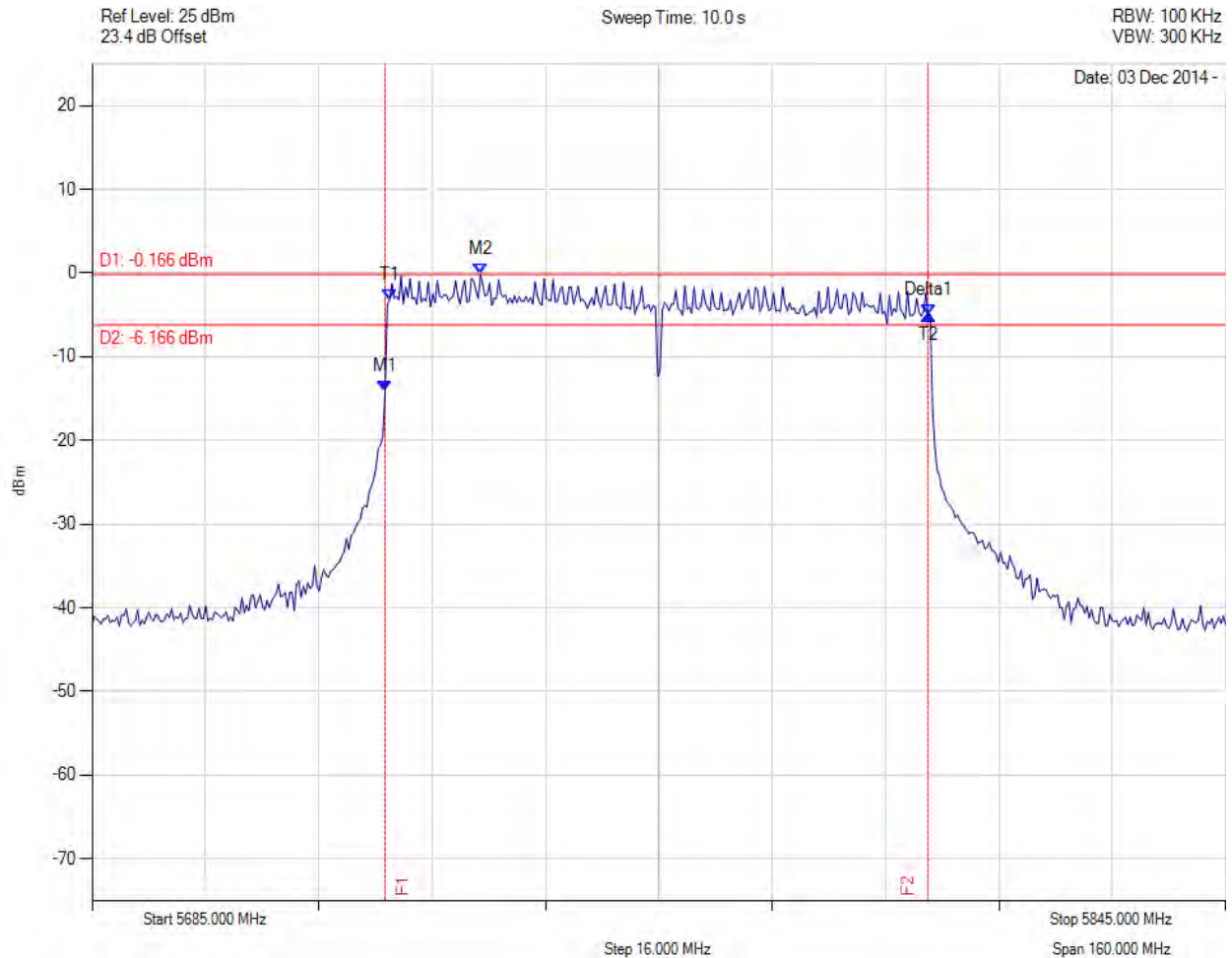
[Back to Matrix](#)

This test report may be reproduced in full only. The document may only be updated by MiCOM Labs personnel. Any changes will be noted in the Document History section of the report.



6 dB & 99% BANDWIDTH

Variant: 80 MHz, Channel: 5765.00 MHz, Chain b, Temp: Ambient, Voltage: 55 Vdc



Analyser Setup	Marker:Frequency:Amplitude	Test Results
Detector = MAX PEAK Sweep Count = 0 RF Atten (dB) = 20 Trace Mode = VIEW	M1 : 5726.363 MHz : -14.117 dBm M2 : 5739.830 MHz : -0.166 dBm Delta1 : 76.633 MHz : 9.166 dB T1 : 5727.004 MHz : -3.241 dBm T2 : 5802.996 MHz : -4.951 dBm OBW : 75.992 MHz	Measured 6 dB Bandwidth: 76.633 MHz Limit: ≥500.0 kHz Margin: -76.13 MHz

[Back to Matrix](#)

This test report may be reproduced in full only. The document may only be updated by MiCOM Labs personnel. Any changes will be noted in the Document History section of the report.

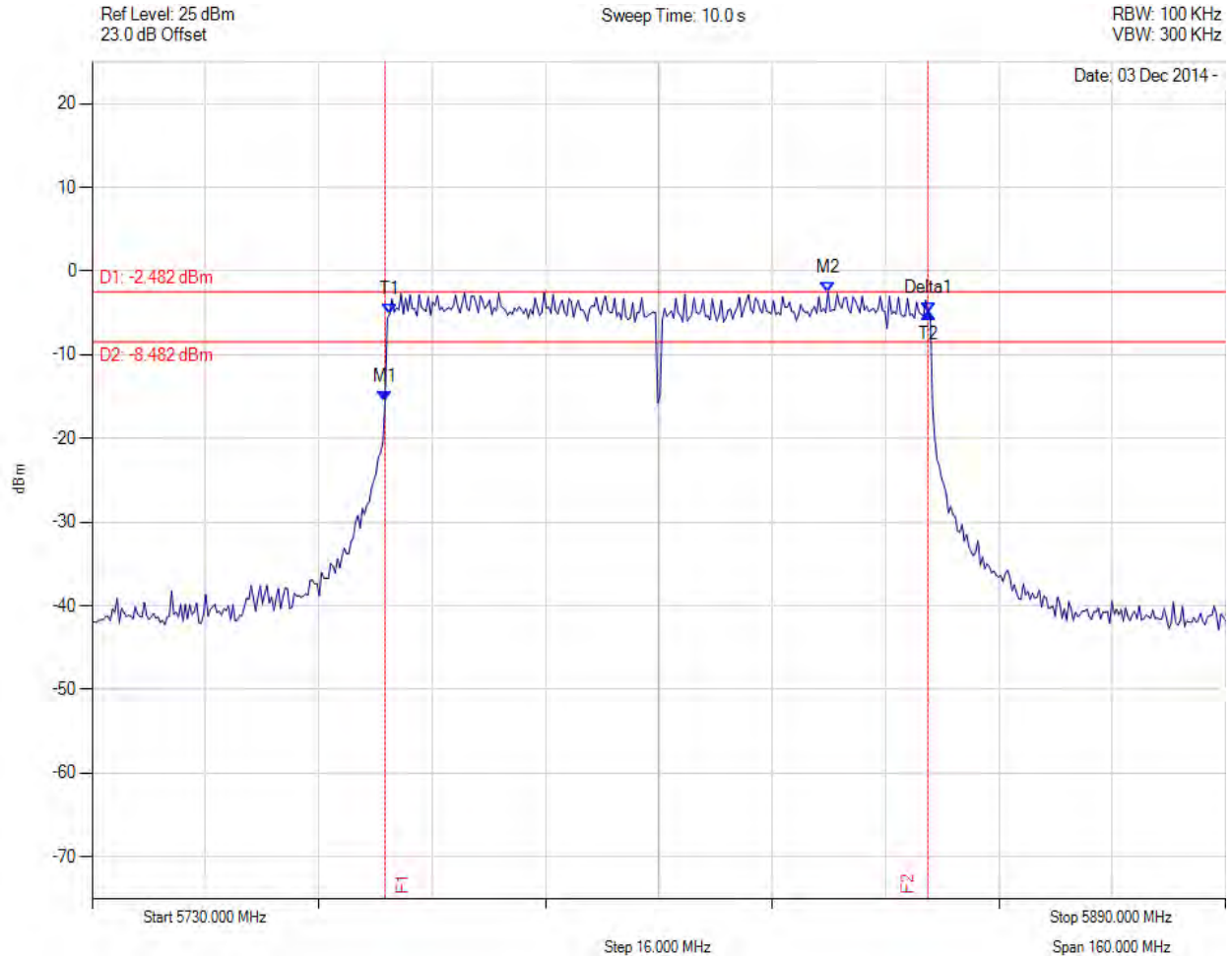


Title: RADWIN Ltd. AP0158770 Wireless Module
To: FCC 47 CFR Part 15.247
Serial #: RDWN40-U3 Rev A
Issue Date: 23rd March 2016
Page: 162 of 282



6 dB & 99% BANDWIDTH

Variant: 80 MHz, Channel: 5810.00 MHz, Chain a, Temp: Ambient, Voltage: 55 Vdc



Analyser Setup	Marker:Frequency:Amplitude	Test Results
Detector = MAX PEAK Sweep Count = 0 RF Atten (dB) = 20 Trace Mode = VIEW	M1 : 5771.363 MHz : -15.547 dBm M2 : 5833.888 MHz : -2.482 dBm Delta1 : 76.633 MHz : 10.492 dB T1 : 5772.004 MHz : -5.122 dBm T2 : 5847.996 MHz : -5.055 dBm OBW : 75.992 MHz	Measured 6 dB Bandwidth: 76.633 MHz Limit: ≥500.0 kHz Margin: -76.13 MHz

[Back to Matrix](#)

This test report may be reproduced in full only. The document may only be updated by MiCOM Labs personnel. Any changes will be noted in the Document History section of the report.

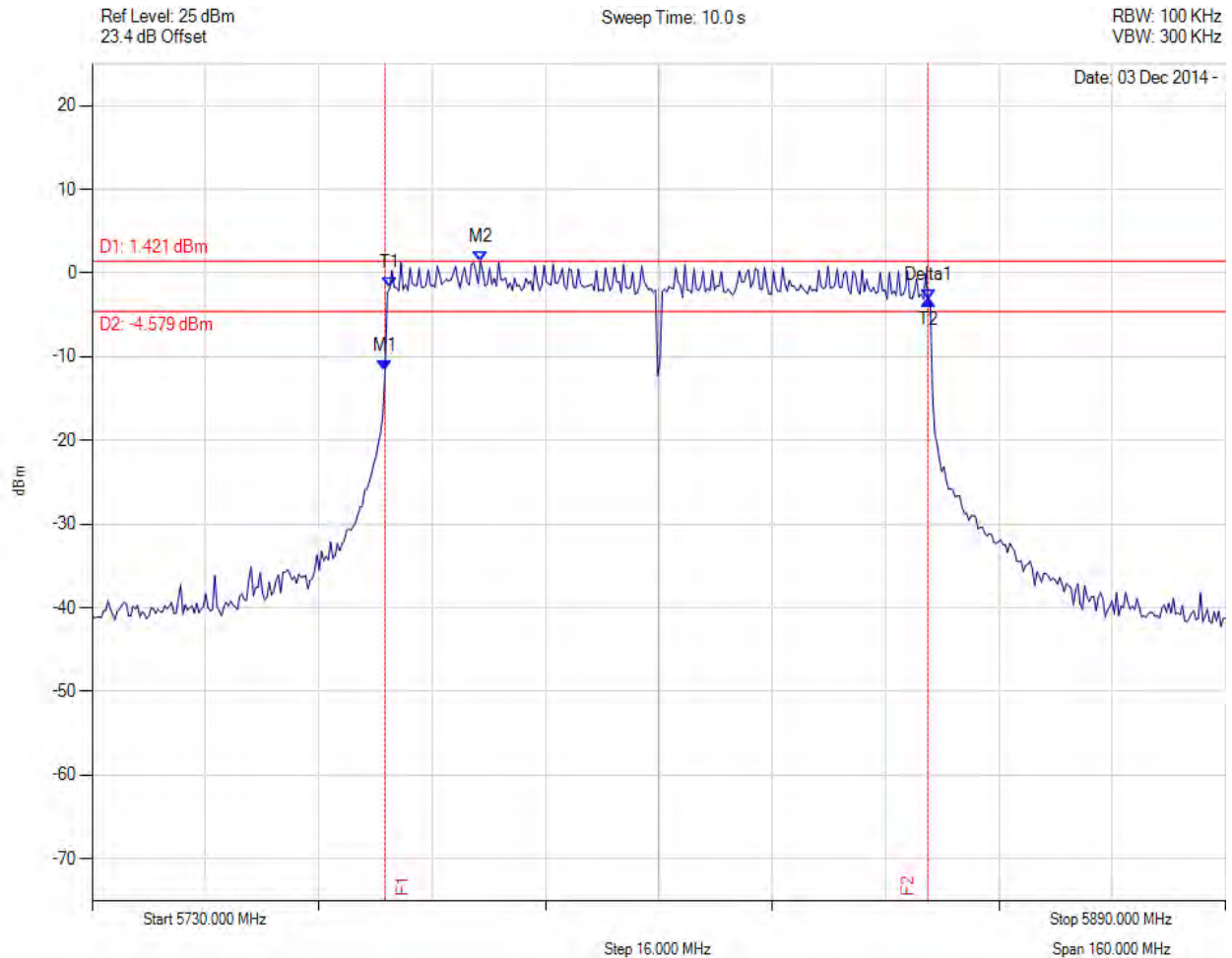


Title: RADWIN Ltd. AP0158770 Wireless Module
To: FCC 47 CFR Part 15.247
Serial #: RDWN40-U3 Rev A
Issue Date: 23rd March 2016
Page: 163 of 282



6 dB & 99% BANDWIDTH

Variant: 80 MHz, Channel: 5810.00 MHz, Chain b, Temp: Ambient, Voltage: 55 Vdc



Analyser Setup	Marker:Frequency:Amplitude	Test Results
Detector = MAX PEAK Sweep Count = 0 RF Atten (dB) = 20 Trace Mode = VIEW	M1 : 5771.363 MHz : -11.636 dBm M2 : 5784.830 MHz : 1.421 dBm Delta1 : 76.633 MHz : 8.473 dB T1 : 5772.004 MHz : -1.801 dBm T2 : 5847.996 MHz : -3.163 dBm OBW : 75.992 MHz	Measured 6 dB Bandwidth: 76.633 MHz Limit: ≥500.0 kHz Margin: -76.13 MHz

[Back to Matrix](#)

This test report may be reproduced in full only. The document may only be updated by MiCOM Labs personnel. Any changes will be noted in the Document History section of the report.

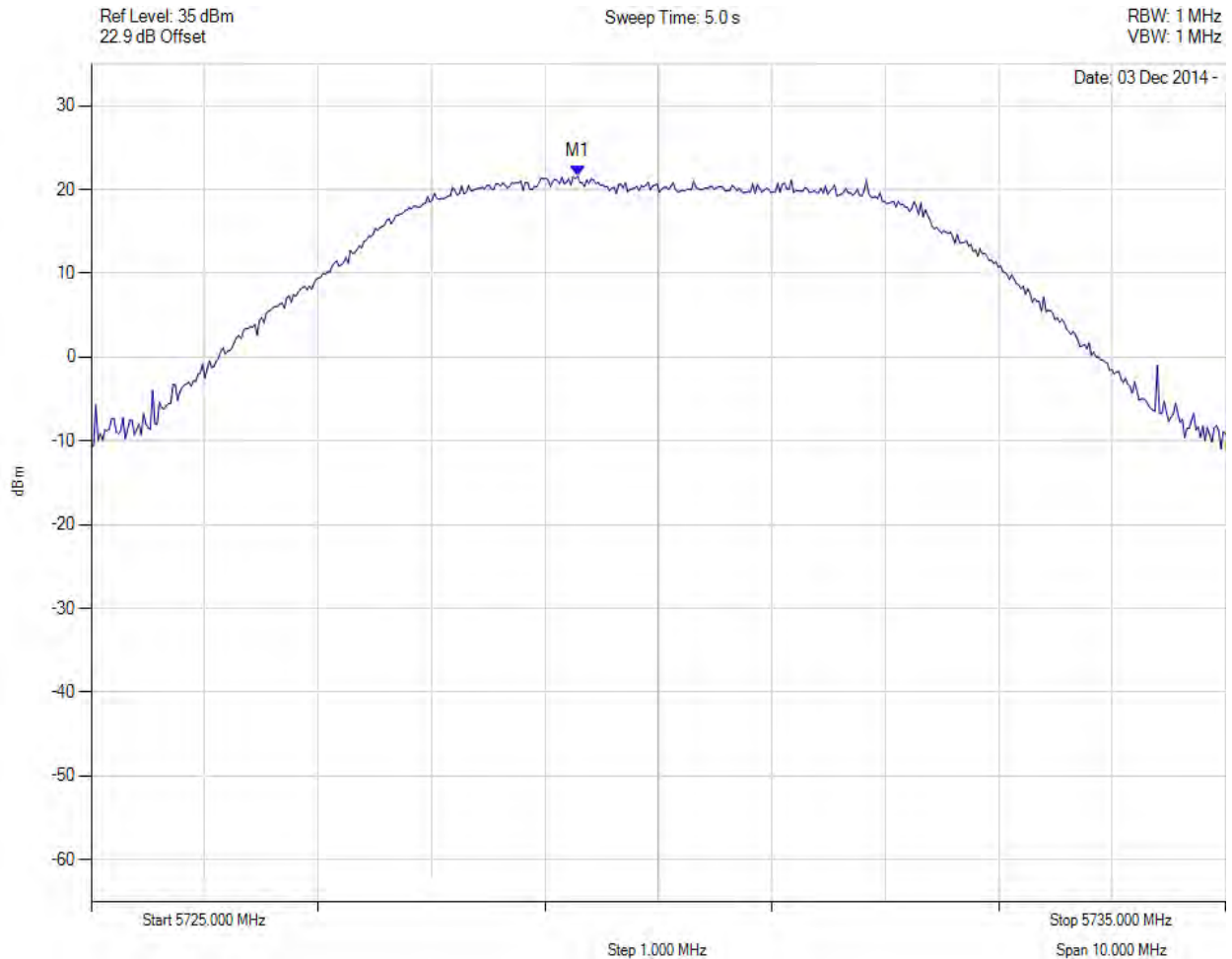


A.1.2. Peak Output Power



PEAK OUTPUT POWER

Variant: 5 MHz, Channel: 5730.00 MHz, Chain a, Temp: Ambient, Voltage: 55 Vdc



Analyser Setup	Marker:Frequency:Amplitude	Test Results
Detector = MAX PEAK Sweep Count = 0 RF Atten (dB) = 30 Trace Mode = CLR/WRITE	M1 : 5729.289 MHz : 21.592 dBm	Channel Power: 27.22 dBm Limit: 30.00 dBm Margin: -2.78 dB

[Back to Matrix](#)

This test report may be reproduced in full only. The document may only be updated by MiCOM Labs personnel. Any changes will be noted in the Document History section of the report.

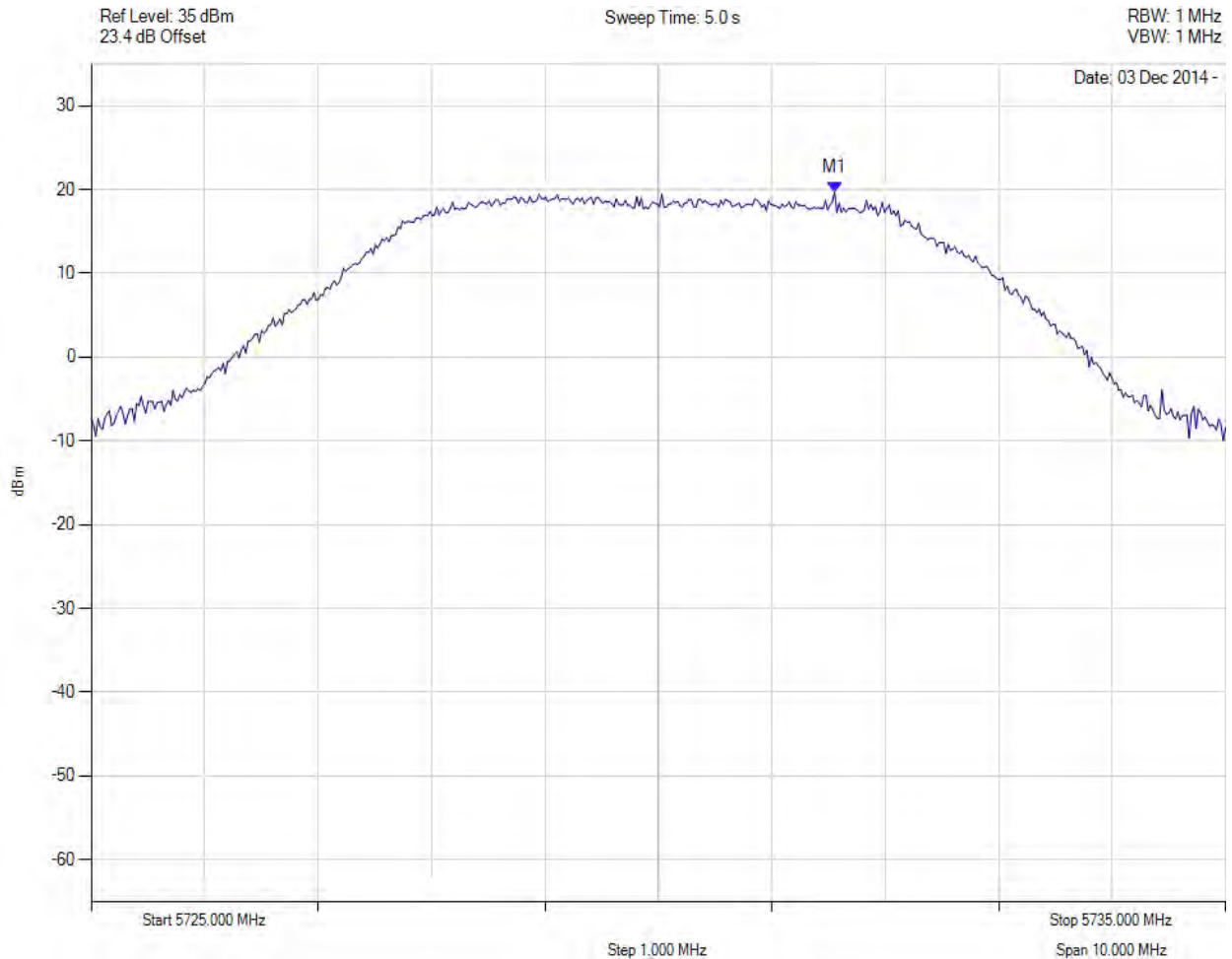


Title: RADWIN Ltd. AP0158770 Wireless Module
To: FCC 47 CFR Part 15.247
Serial #: RDWN40-U3 Rev A
Issue Date: 23rd March 2016
Page: 165 of 282



PEAK OUTPUT POWER

Variant: 5 MHz, Channel: 5730.00 MHz, Chain b, Temp: Ambient, Voltage: 55 Vdc



Analyser Setup	Marker:Frequency:Amplitude	Test Results
Detector = MAX PEAK Sweep Count = 0 RF Atten (dB) = 30 Trace Mode = CLR/WRITE	M1 : 5731.553 MHz : 19.718 dBm	Channel Power: 25.34 dBm Limit: 30.00 dBm Margin: -4.66 dB

[Back to Matrix](#)

This test report may be reproduced in full only. The document may only be updated by MiCOM Labs personnel. Any changes will be noted in the Document History section of the report.

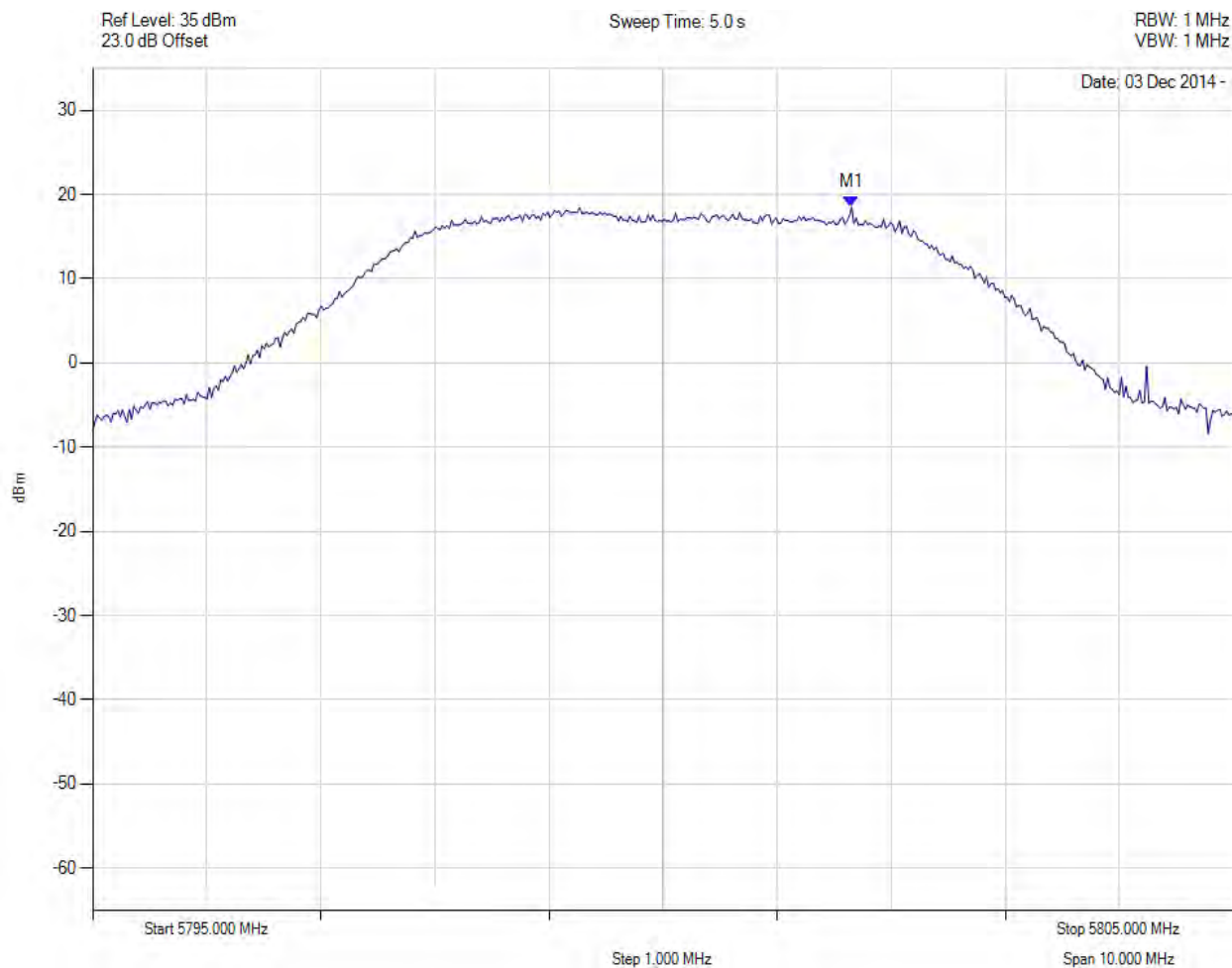


Title: RADWIN Ltd. AP0158770 Wireless Module
To: FCC 47 CFR Part 15.247
Serial #: RDWN40-U3 Rev A
Issue Date: 23rd March 2016
Page: 166 of 282



PEAK OUTPUT POWER

Variant: 5 MHz, Channel: 5800.00 MHz, Chain a, Temp: Ambient, Voltage: 55 Vdc



Analyser Setup	Marker:Frequency:Amplitude	Test Results
Detector = MAX PEAK Sweep Count = 0 RF Atten (dB) = 30 Trace Mode = CLR/WRITE	M1 : 5801.653 MHz : 18.490 dBm	Channel Power: 24.86 dBm Limit: 30.00 dBm Margin: -5.14 dB

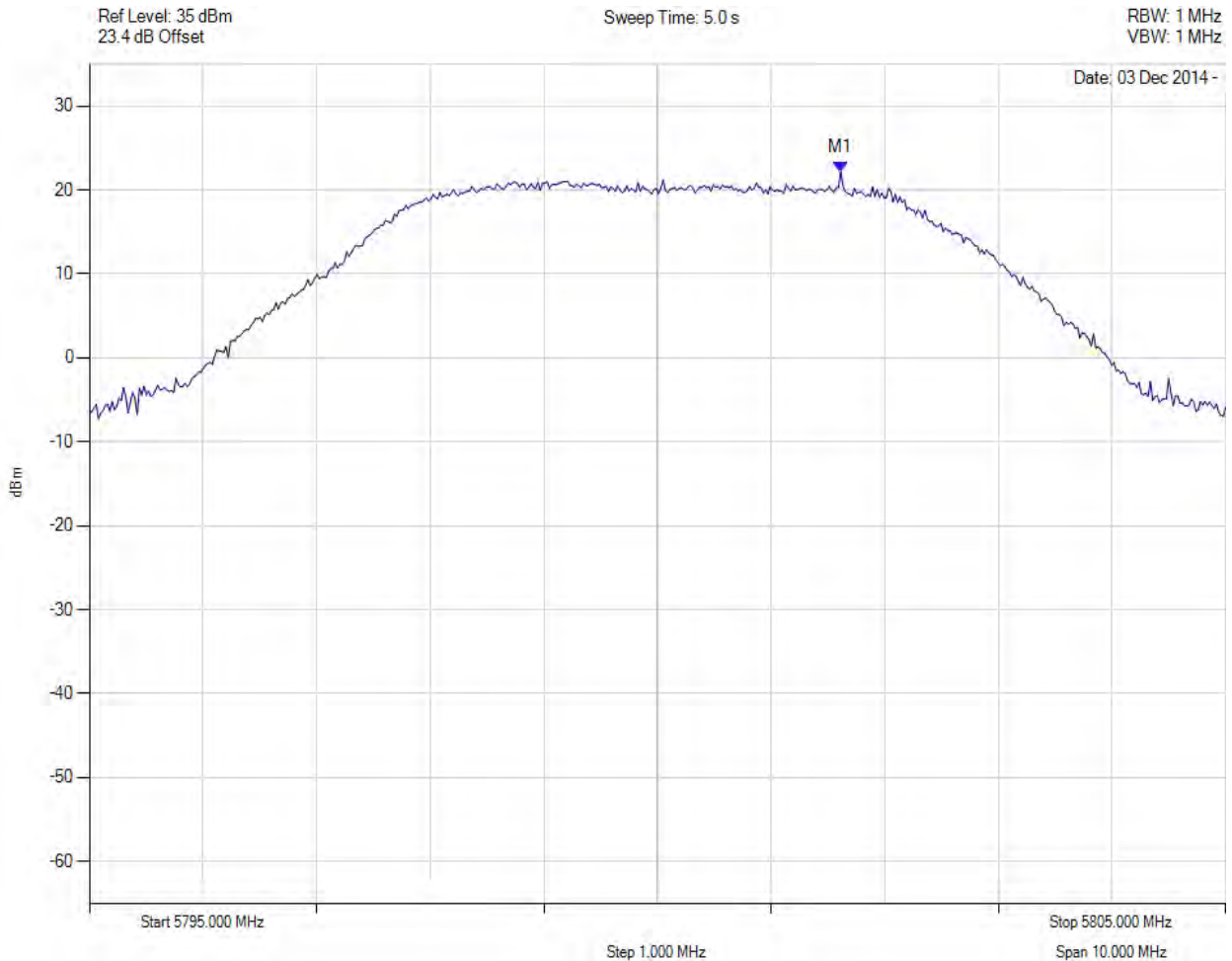
[Back to Matrix](#)

This test report may be reproduced in full only. The document may only be updated by MiCOM Labs personnel. Any changes will be noted in the Document History section of the report.



PEAK OUTPUT POWER

Variant: 5 MHz, Channel: 5800.00 MHz, Chain b, Temp: Ambient, Voltage: 55 Vdc



Analyser Setup	Marker:Frequency:Amplitude	Test Results
Detector = MAX PEAK Sweep Count = 0 RF Atten (dB) = 30 Trace Mode = CLR/WRITE	M1 : 5801.613 MHz : 22.157 dBm	Channel Power: 27.23 dBm Limit: 30.00 dBm Margin: -2.77 dB

[Back to Matrix](#)

This test report may be reproduced in full only. The document may only be updated by MiCOM Labs personnel. Any changes will be noted in the Document History section of the report.

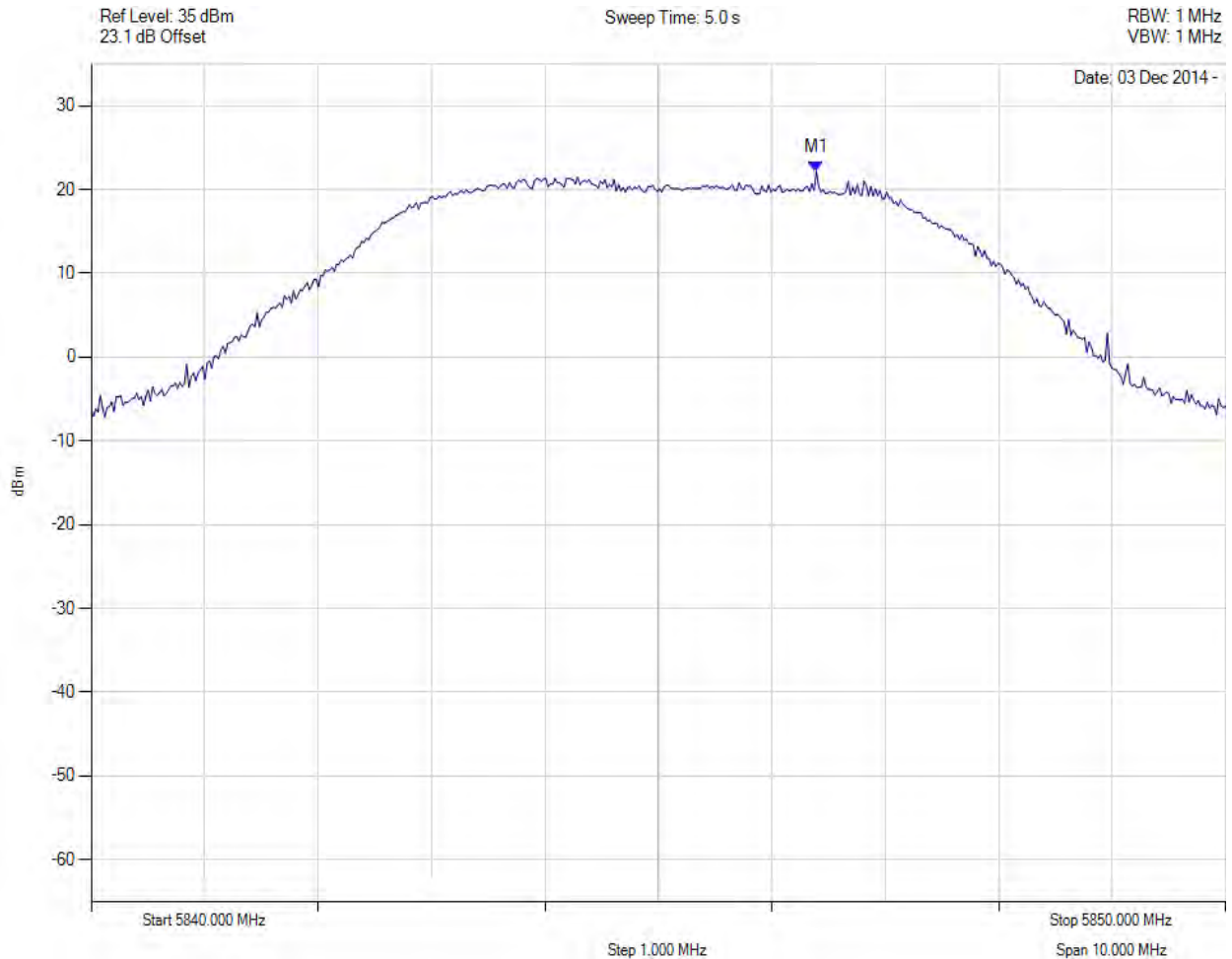


Title: RADWIN Ltd. AP0158770 Wireless Module
To: FCC 47 CFR Part 15.247
Serial #: RDWN40-U3 Rev A
Issue Date: 23rd March 2016
Page: 168 of 282



PEAK OUTPUT POWER

Variant: 5 MHz, Channel: 5845.00 MHz, Chain a, Temp: Ambient, Voltage: 55 Vdc



Analyser Setup	Marker:Frequency:Amplitude	Test Results
Detector = MAX PEAK Sweep Count = 0 RF Atten (dB) = 30 Trace Mode = CLR/WRITE	M1 : 5846.393 MHz : 22.167 dBm	Channel Power: 27.26 dBm Limit: 30.00 dBm Margin: -2.74 dB

[Back to Matrix](#)

This test report may be reproduced in full only. The document may only be updated by MiCOM Labs personnel. Any changes will be noted in the Document History section of the report.

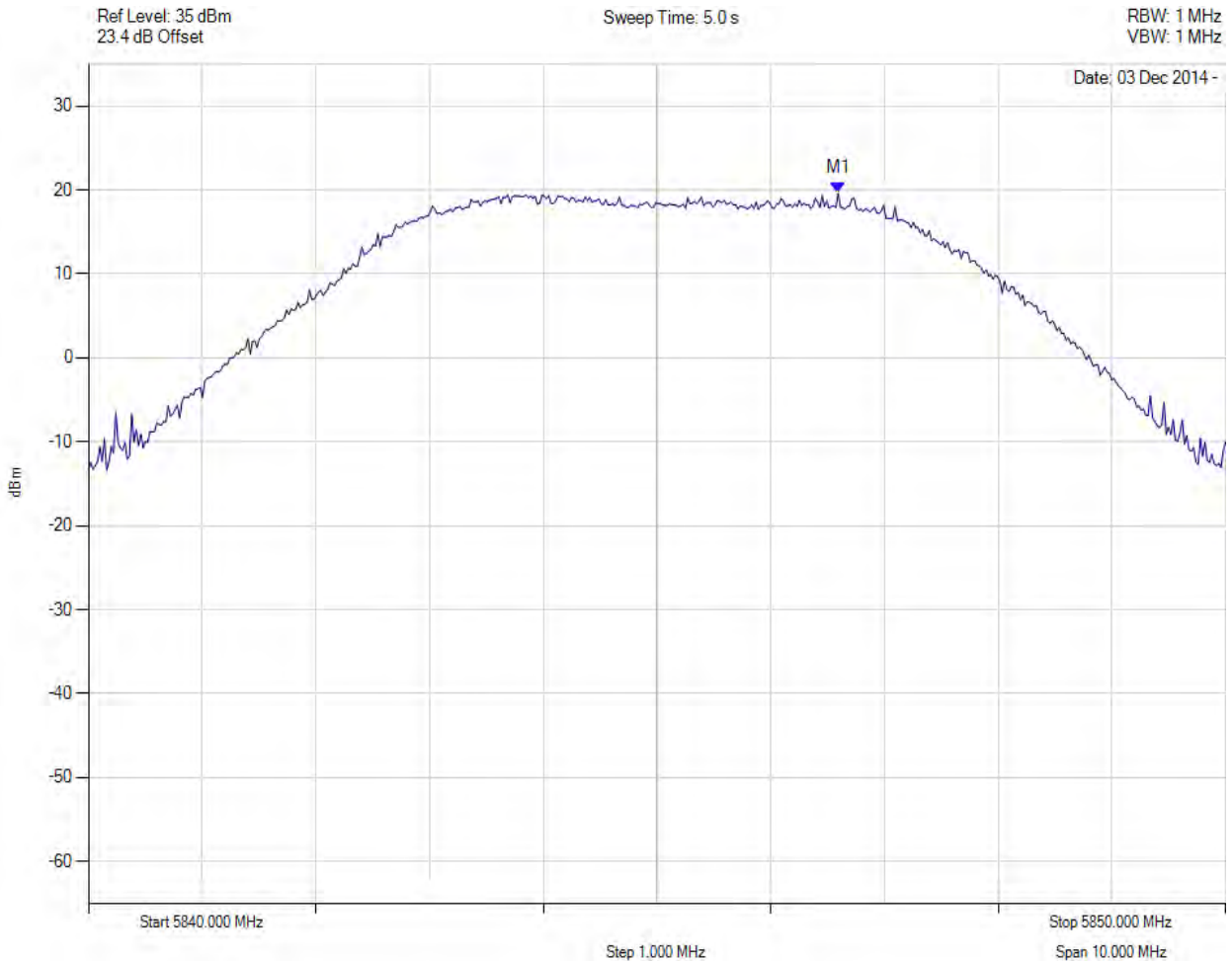


Title: RADWIN Ltd. AP0158770 Wireless Module
To: FCC 47 CFR Part 15.247
Serial #: RDWN40-U3 Rev A
Issue Date: 23rd March 2016
Page: 169 of 282



PEAK OUTPUT POWER

Variant: 5 MHz, Channel: 5845.00 MHz, Chain b, Temp: Ambient, Voltage: 55 Vdc



Analyser Setup	Marker:Frequency:Amplitude	Test Results
Detector = MAX PEAK Sweep Count = 0 RF Atten (dB) = 30 Trace Mode = CLR/WRITE	M1 : 5846.593 MHz : 19.617 dBm	Channel Power: 25.43 dBm Limit: 30.00 dBm Margin: -4.57 dB

[Back to Matrix](#)

This test report may be reproduced in full only. The document may only be updated by MiCOM Labs personnel. Any changes will be noted in the Document History section of the report.

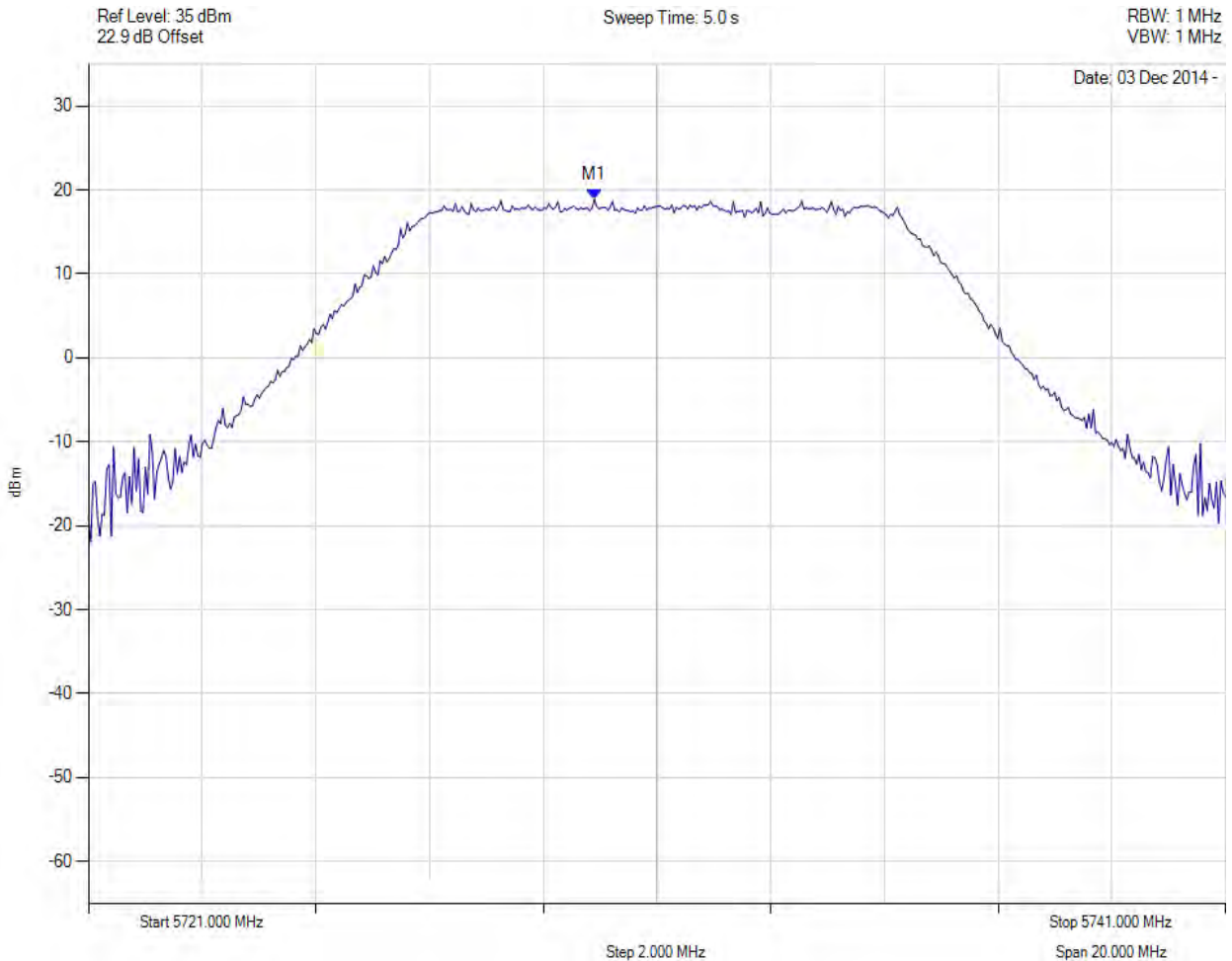


Title: RADWIN Ltd. AP0158770 Wireless Module
To: FCC 47 CFR Part 15.247
Serial #: RDWN40-U3 Rev A
Issue Date: 23rd March 2016
Page: 170 of 282



PEAK OUTPUT POWER

Variant: 10 MHz, Channel: 5731.00 MHz, Chain a, Temp: Ambient, Voltage: 55 Vdc



Analyser Setup	Marker:Frequency:Amplitude	Test Results
Detector = MAX PEAK Sweep Count = 0 RF Atten (dB) = 30 Trace Mode = CLR/WRITE	M1 : 5729.898 MHz : 18.879 dBm	Channel Power: 26.79 dBm Limit: 30.00 dBm Margin: -3.21 dB

[Back to Matrix](#)

This test report may be reproduced in full only. The document may only be updated by MiCOM Labs personnel. Any changes will be noted in the Document History section of the report.

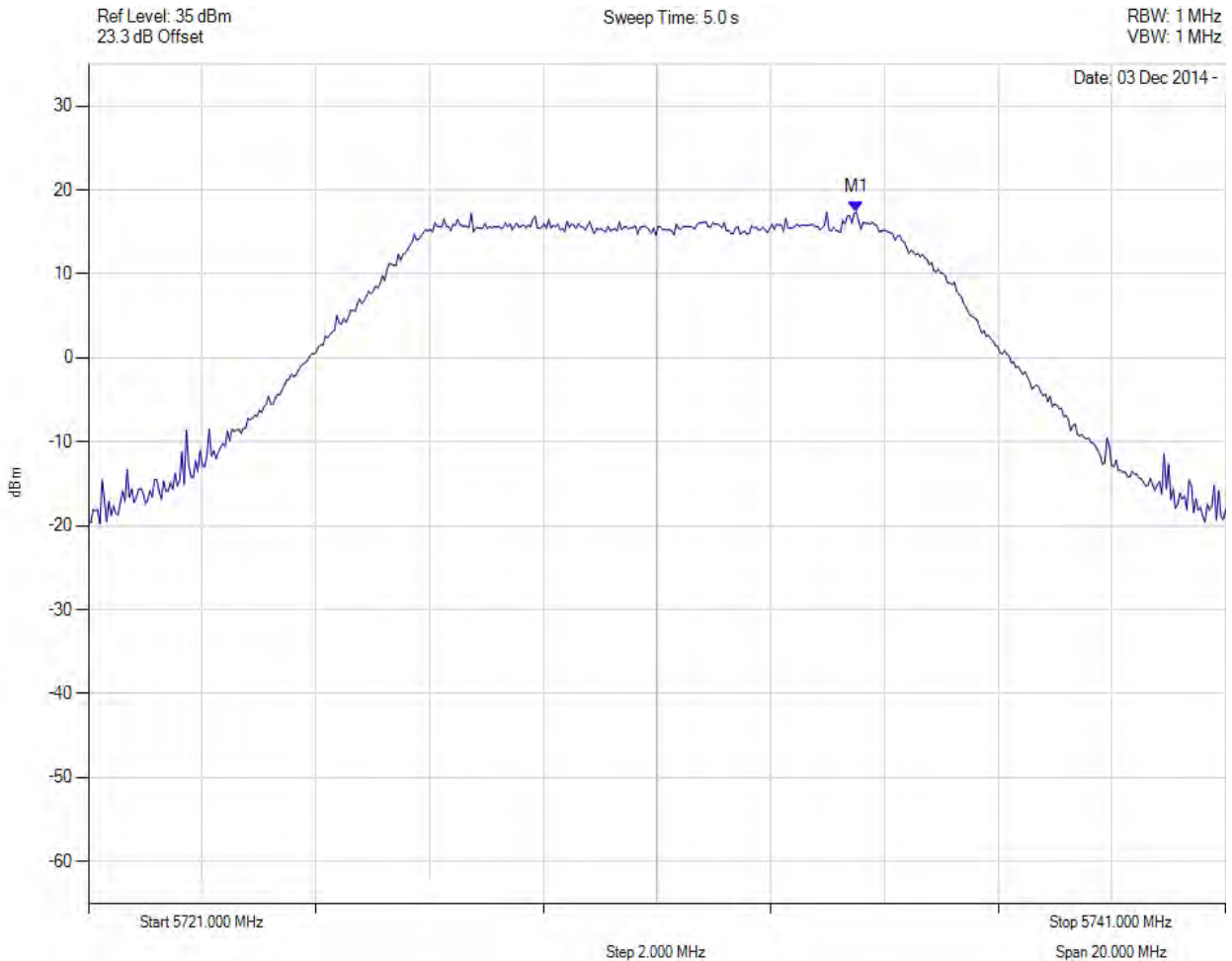


Title: RADWIN Ltd. AP0158770 Wireless Module
To: FCC 47 CFR Part 15.247
Serial #: RDWN40-U3 Rev A
Issue Date: 23rd March 2016
Page: 171 of 282



PEAK OUTPUT POWER

Variant: 10 MHz, Channel: 5731.00 MHz, Chain b, Temp: Ambient, Voltage: 55 Vdc



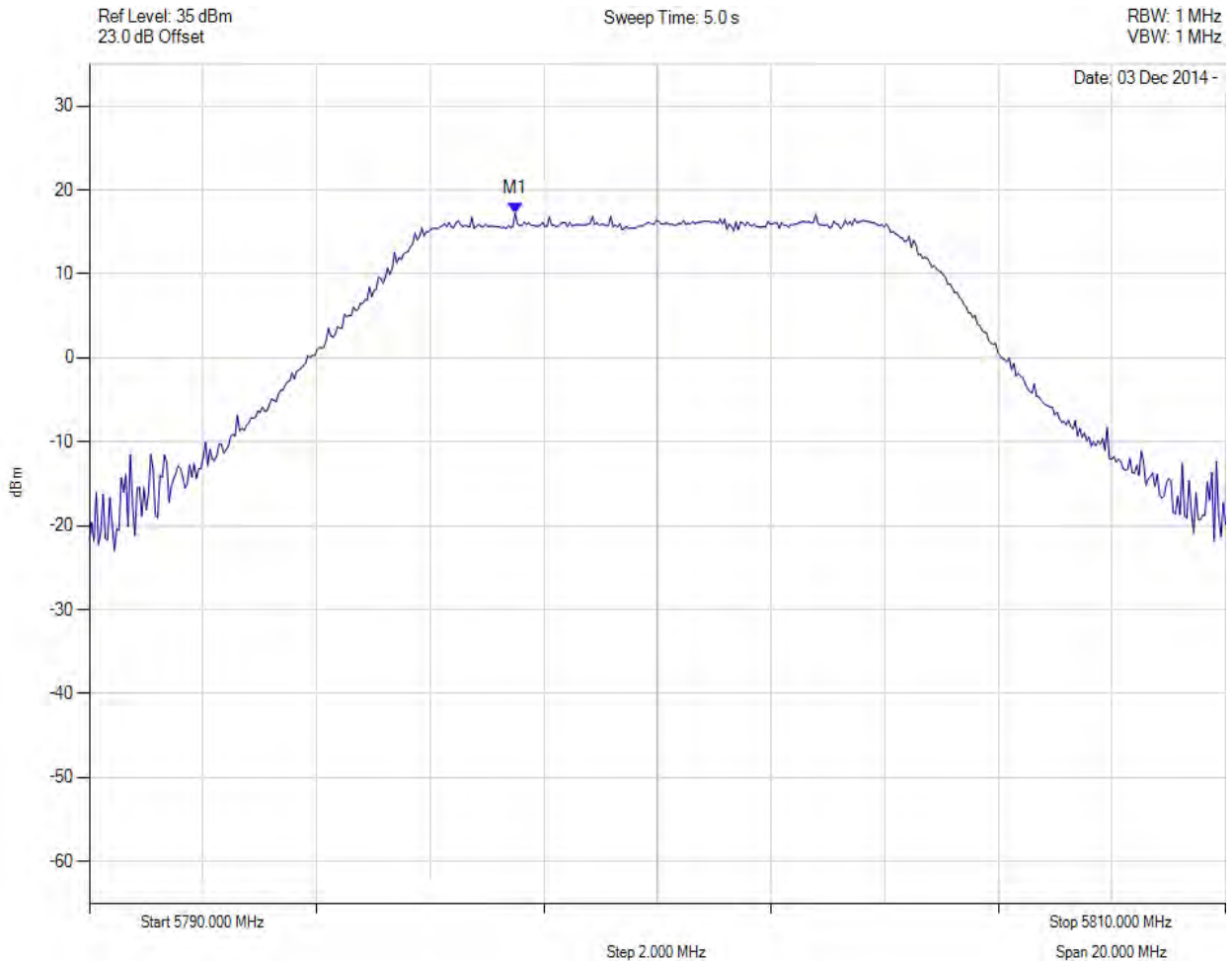
Analyser Setup	Marker:Frequency:Amplitude	Test Results
Detector = MAX PEAK Sweep Count = 0 RF Atten (dB) = 30 Trace Mode = CLR/WRITE	M1 : 5734.507 MHz : 17.369 dBm	Channel Power: 25.68 dBm Limit: 30.00 dBm Margin: -4.32 dB

[Back to Matrix](#)

This test report may be reproduced in full only. The document may only be updated by MiCOM Labs personnel. Any changes will be noted in the Document History section of the report.

PEAK OUTPUT POWER

Variant: 10 MHz, Channel: 5800.00 MHz, Chain a, Temp: Ambient, Voltage: 55 Vdc



Analyser Setup	Marker:Frequency:Amplitude	Test Results
Detector = MAX PEAK Sweep Count = 0 RF Atten (dB) = 30 Trace Mode = CLR/WRITE	M1 : 5797.495 MHz : 17.245 dBm	Channel Power: 24.94 dBm Limit: 30.00 dBm Margin: -5.06 dB

[Back to Matrix](#)

This test report may be reproduced in full only. The document may only be updated by MiCOM Labs personnel. Any changes will be noted in the Document History section of the report.

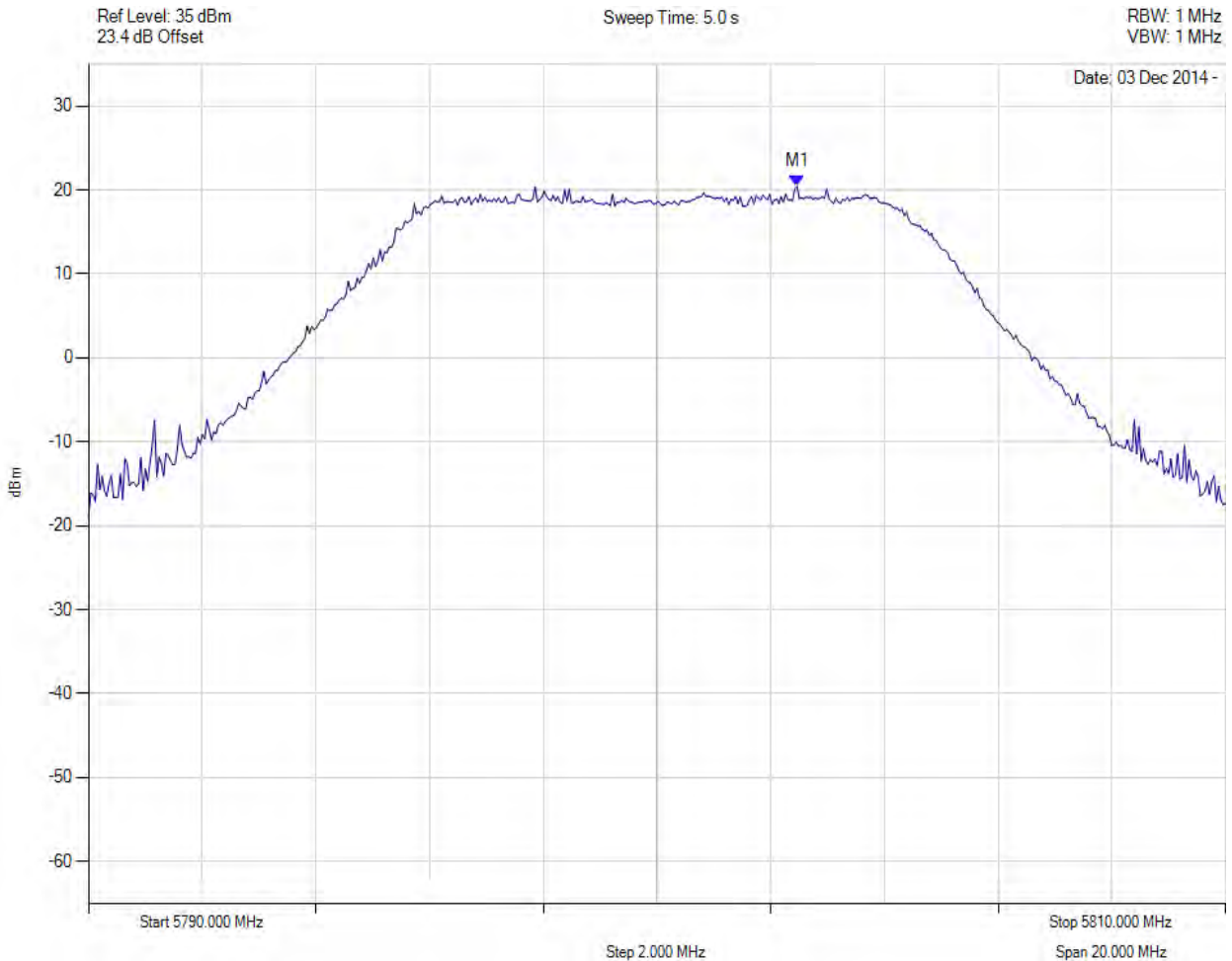


Title: RADWIN Ltd. AP0158770 Wireless Module
To: FCC 47 CFR Part 15.247
Serial #: RDWN40-U3 Rev A
Issue Date: 23rd March 2016
Page: 173 of 282



PEAK OUTPUT POWER

Variant: 10 MHz, Channel: 5800.00 MHz, Chain b, Temp: Ambient, Voltage: 55 Vdc



Analyser Setup	Marker:Frequency:Amplitude	Test Results
Detector = MAX PEAK Sweep Count = 0 RF Atten (dB) = 30 Trace Mode = CLR/WRITE	M1 : 5802.465 MHz : 20.418 dBm	Channel Power: 27.88 dBm Limit: 30.00 dBm Margin: -2.12 dB

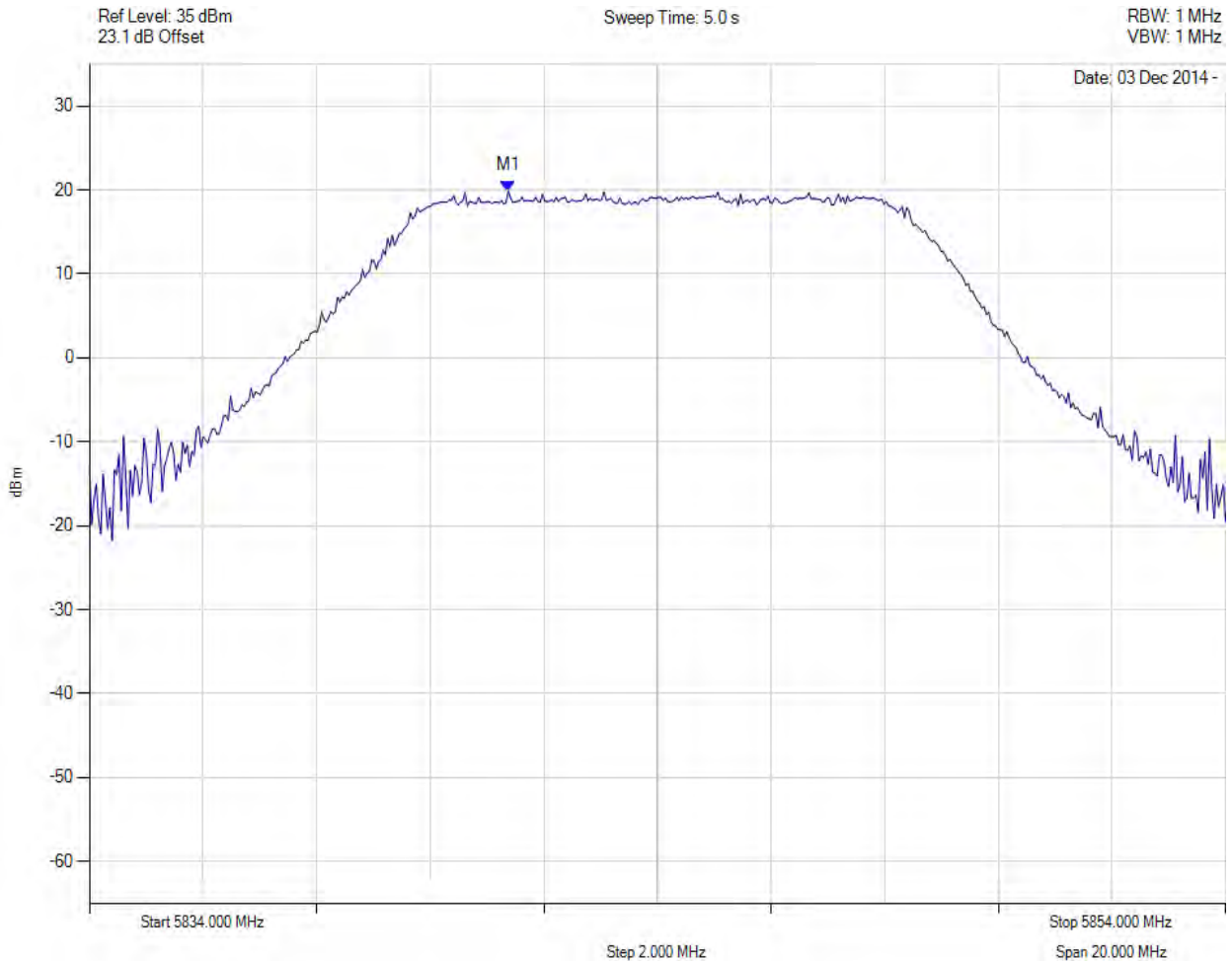
[Back to Matrix](#)

This test report may be reproduced in full only. The document may only be updated by MiCOM Labs personnel. Any changes will be noted in the Document History section of the report.



PEAK OUTPUT POWER

Variant: 10 MHz, Channel: 5844.00 MHz, Chain a, Temp: Ambient, Voltage: 55 Vdc



Analyser Setup	Marker:Frequency:Amplitude	Test Results
Detector = MAX PEAK Sweep Count = 0 RF Atten (dB) = 30 Trace Mode = CLR/WRITE	M1 : 5841.375 MHz : 19.912 dBm	Channel Power: 27.85 dBm Limit: 30.00 dBm Margin: -2.15 dB

[Back to Matrix](#)

This test report may be reproduced in full only. The document may only be updated by MiCOM Labs personnel. Any changes will be noted in the Document History section of the report.

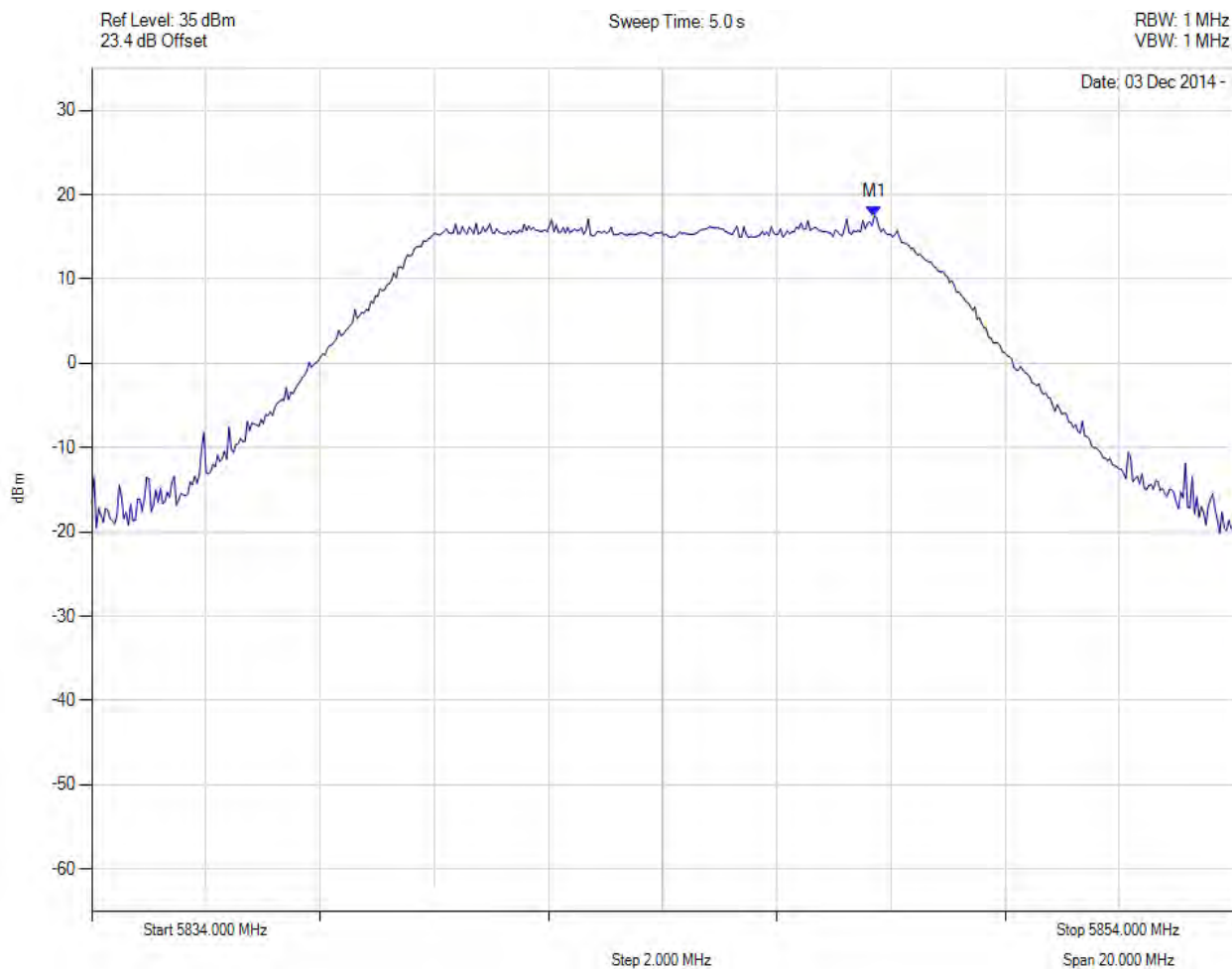


Title: RADWIN Ltd. AP0158770 Wireless Module
To: FCC 47 CFR Part 15.247
Serial #: RDWN40-U3 Rev A
Issue Date: 23rd March 2016
Page: 175 of 282



PEAK OUTPUT POWER

Variant: 10 MHz, Channel: 5844.00 MHz, Chain b, Temp: Ambient, Voltage: 55 Vdc



Analyser Setup	Marker:Frequency:Amplitude	Test Results
Detector = MAX PEAK Sweep Count = 0 RF Atten (dB) = 30 Trace Mode = CLR/WRITE	M1 : 5847.707 MHz : 17.437 dBm	Channel Power: 24.72 dBm Limit: 30.00 dBm Margin: -5.28 dB

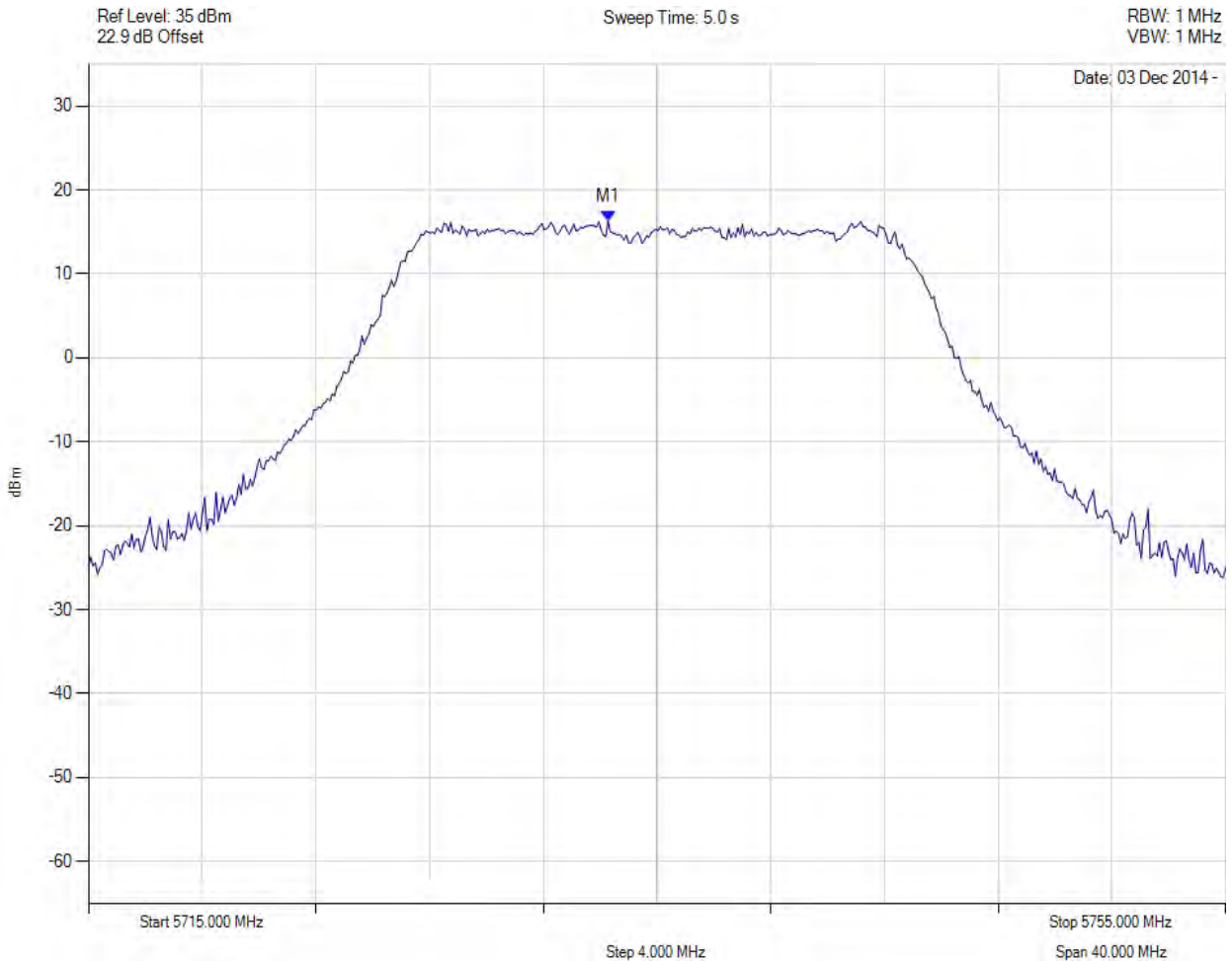
[Back to Matrix](#)

This test report may be reproduced in full only. The document may only be updated by MiCOM Labs personnel. Any changes will be noted in the Document History section of the report.



PEAK OUTPUT POWER

Variant: 20 MHz, Channel: 5735.00 MHz, Chain a, Temp: Ambient, Voltage: 55 Vdc



Analyser Setup	Marker:Frequency:Amplitude	Test Results
Detector = MAX PEAK Sweep Count = 0 RF Atten (dB) = 30 Trace Mode = CLR/WRITE	M1 : 5733.277 MHz : 16.314 dBm	Channel Power: 27.05 dBm Limit: 30.00 dBm Margin: -2.95 dB

[Back to Matrix](#)

This test report may be reproduced in full only. The document may only be updated by MiCOM Labs personnel. Any changes will be noted in the Document History section of the report.

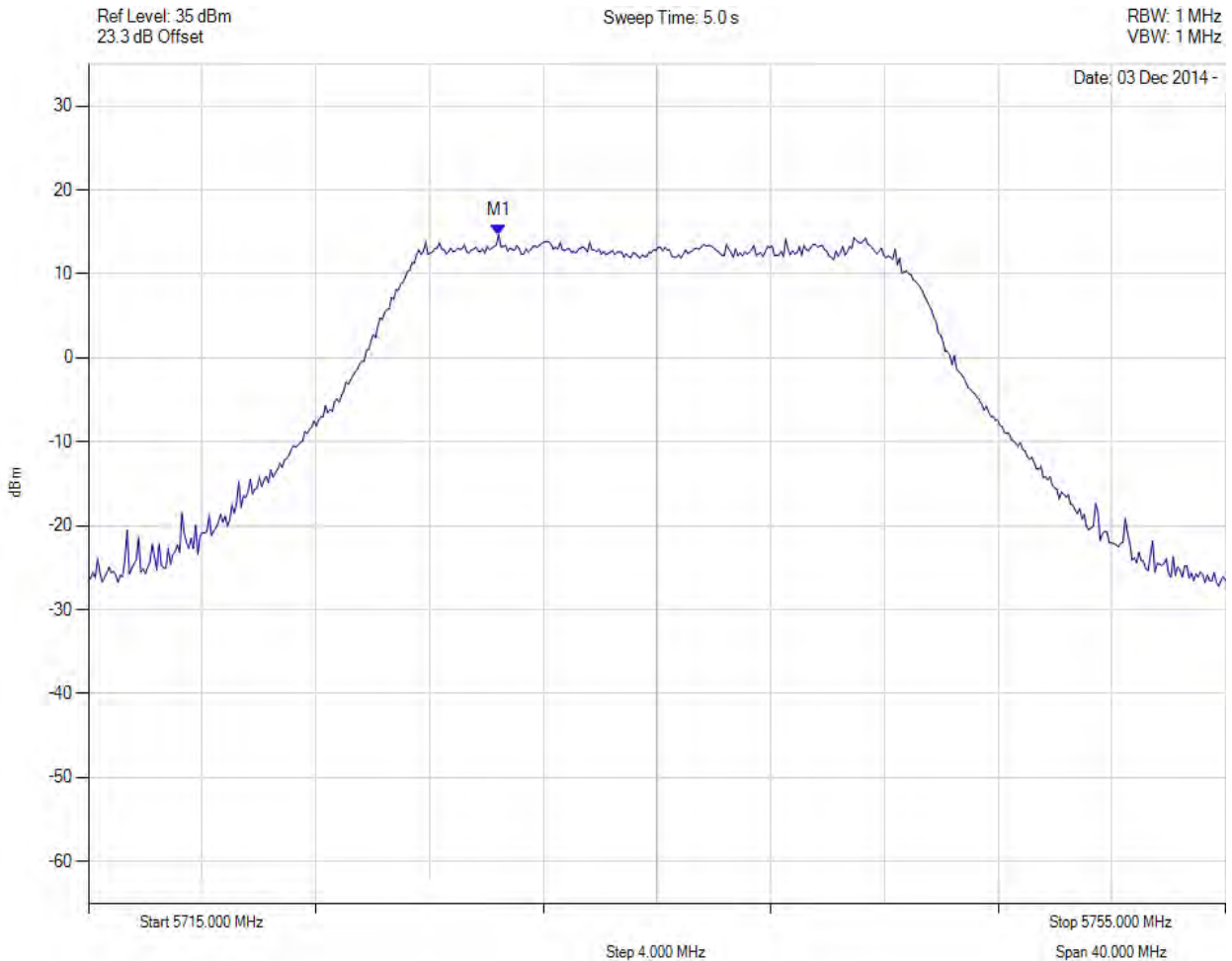


Title: RADWIN Ltd. AP0158770 Wireless Module
To: FCC 47 CFR Part 15.247
Serial #: RDWN40-U3 Rev A
Issue Date: 23rd March 2016
Page: 177 of 282



PEAK OUTPUT POWER

Variant: 20 MHz, Channel: 5735.00 MHz, Chain b, Temp: Ambient, Voltage: 55 Vdc



Analyser Setup	Marker:Frequency:Amplitude	Test Results
Detector = MAX PEAK Sweep Count = 0 RF Atten (dB) = 30 Trace Mode = CLR/WRITE	M1 : 5729.429 MHz : 14.665 dBm	Channel Power: 24.88 dBm Limit: 30.00 dBm Margin: -5.12 dB

[Back to Matrix](#)

This test report may be reproduced in full only. The document may only be updated by MiCOM Labs personnel. Any changes will be noted in the Document History section of the report.

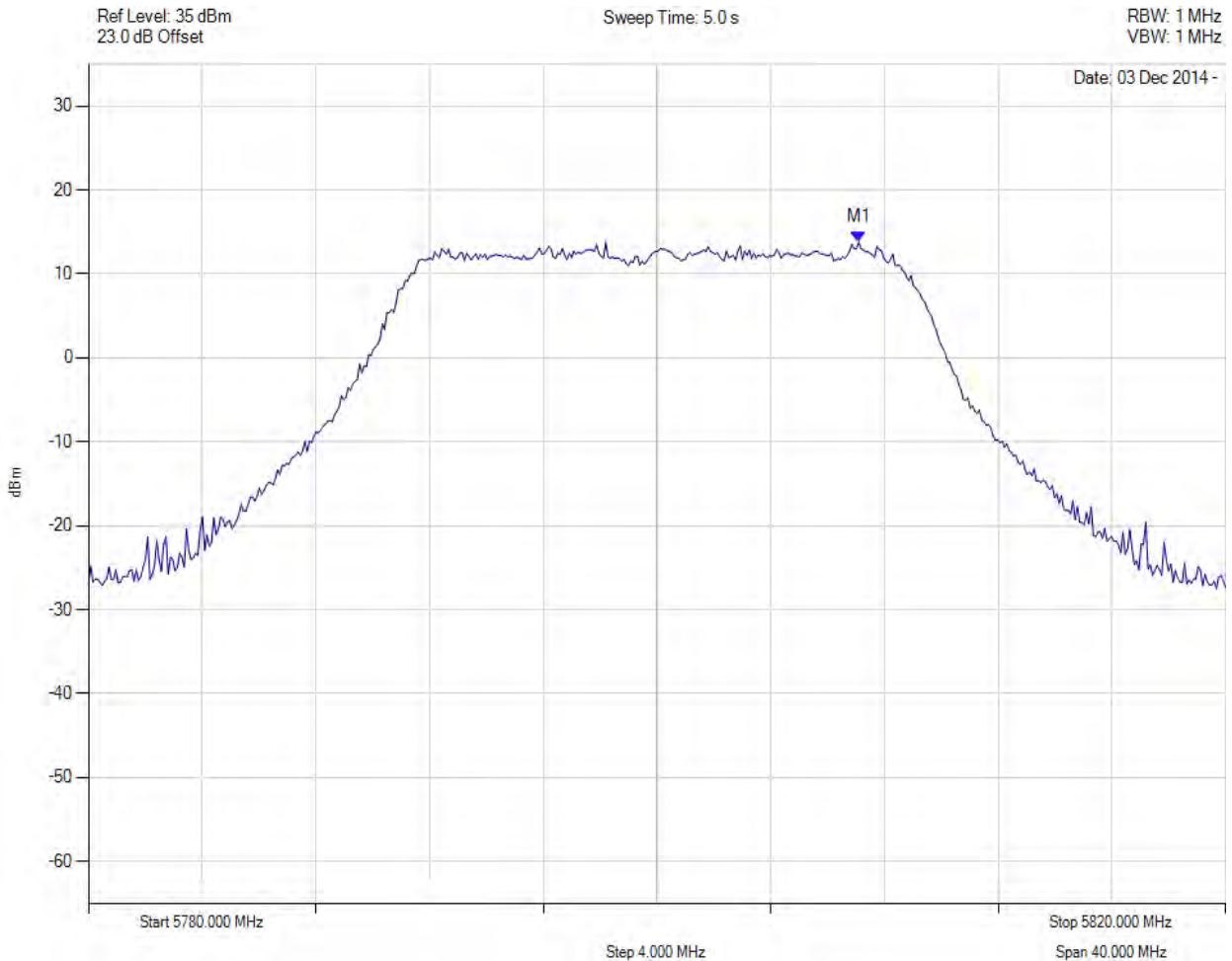


Title: RADWIN Ltd. AP0158770 Wireless Module
To: FCC 47 CFR Part 15.247
Serial #: RDWN40-U3 Rev A
Issue Date: 23rd March 2016
Page: 178 of 282



PEAK OUTPUT POWER

Variant: 20 MHz, Channel: 5800.00 MHz, Chain a, Temp: Ambient, Voltage: 55 Vdc



Analyser Setup	Marker:Frequency:Amplitude	Test Results
Detector = MAX PEAK Sweep Count = 0 RF Atten (dB) = 30 Trace Mode = CLR/WRITE	M1 : 5807.094 MHz : 13.770 dBm	Channel Power: 25.28 dBm Limit: 30.00 dBm Margin: -4.72 dB

[Back to Matrix](#)

This test report may be reproduced in full only. The document may only be updated by MiCOM Labs personnel. Any changes will be noted in the Document History section of the report.

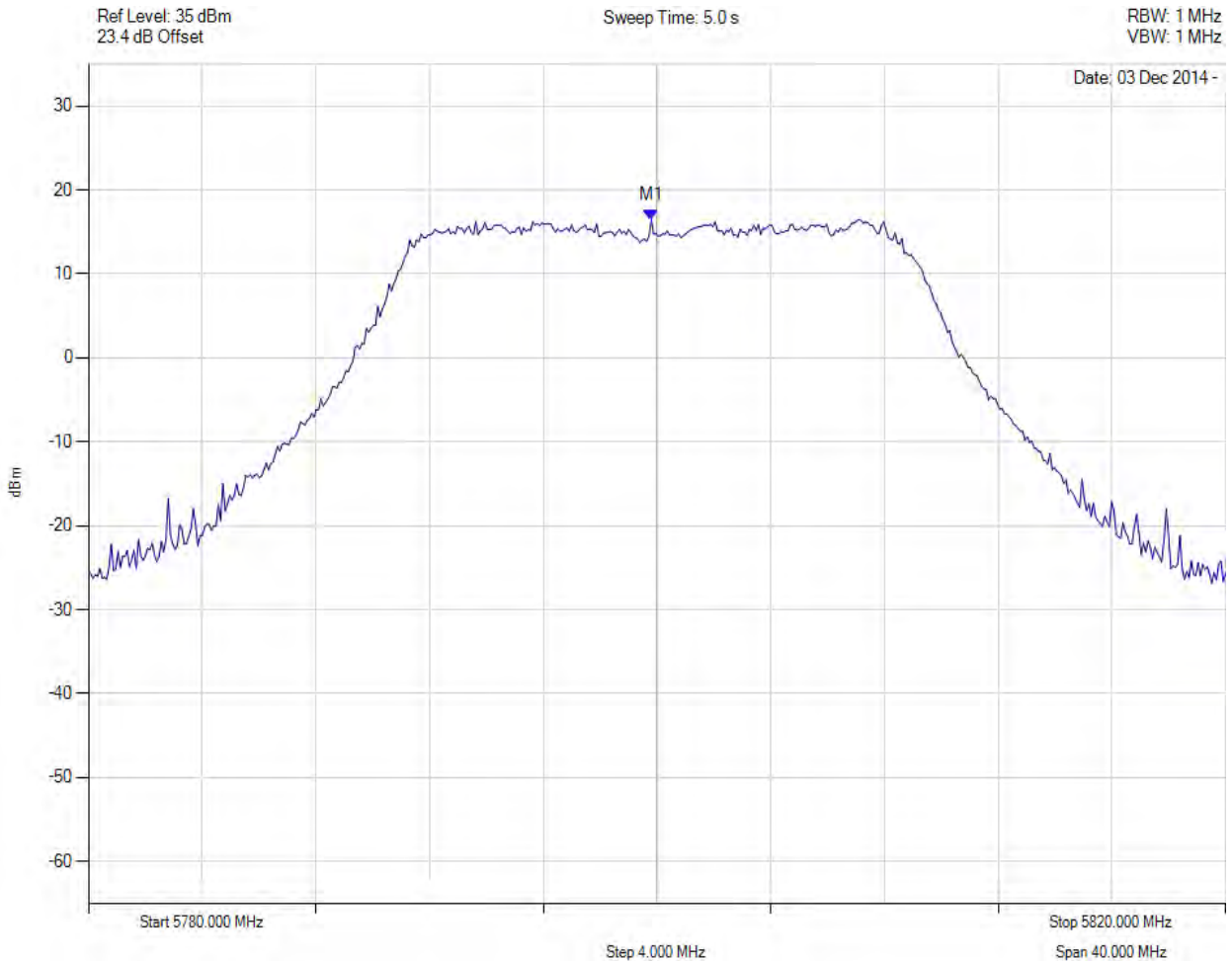


Title: RADWIN Ltd. AP0158770 Wireless Module
To: FCC 47 CFR Part 15.247
Serial #: RDWN40-U3 Rev A
Issue Date: 23rd March 2016
Page: 179 of 282



PEAK OUTPUT POWER

Variant: 20 MHz, Channel: 5800.00 MHz, Chain b, Temp: Ambient, Voltage: 55 Vdc



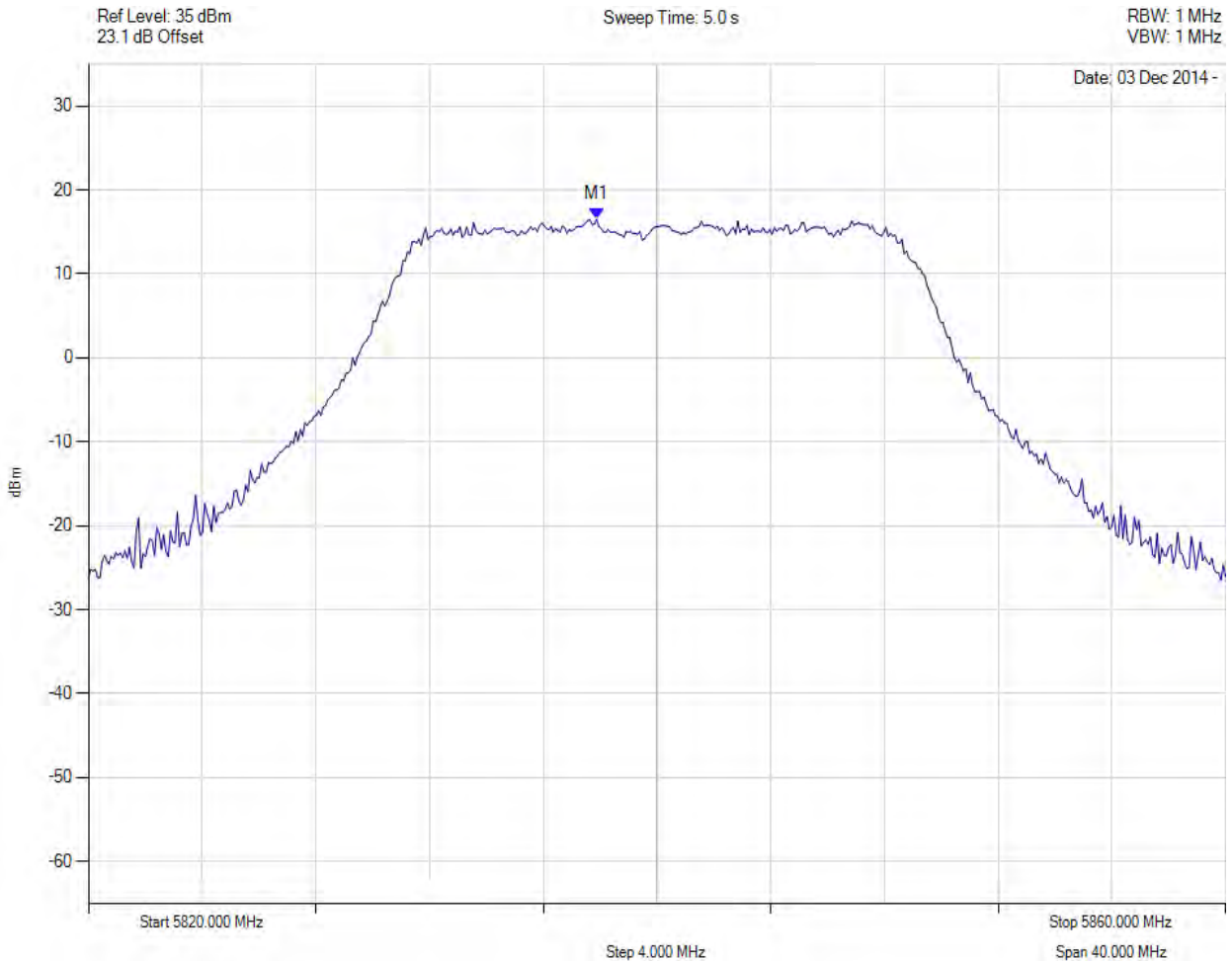
Analyser Setup	Marker:Frequency:Amplitude	Test Results
Detector = MAX PEAK Sweep Count = 0 RF Atten (dB) = 30 Trace Mode = CLR/WRITE	M1 : 5799.800 MHz : 16.464 dBm	Channel Power: 27.26 dBm Limit: 30.00 dBm Margin: -2.74 dB

[Back to Matrix](#)

This test report may be reproduced in full only. The document may only be updated by MiCOM Labs personnel. Any changes will be noted in the Document History section of the report.

PEAK OUTPUT POWER

Variant: 20 MHz, Channel: 5840.00 MHz, Chain a, Temp: Ambient, Voltage: 55 Vdc



Analyser Setup	Marker:Frequency:Amplitude	Test Results
Detector = MAX PEAK Sweep Count = 0 RF Atten (dB) = 30 Trace Mode = CLR/WRITE	M1 : 5837.876 MHz : 16.513 dBm	Channel Power: 25.35 dBm Limit: 30.00 dBm Margin: -4.65 dB

[Back to Matrix](#)

This test report may be reproduced in full only. The document may only be updated by MiCOM Labs personnel. Any changes will be noted in the Document History section of the report.

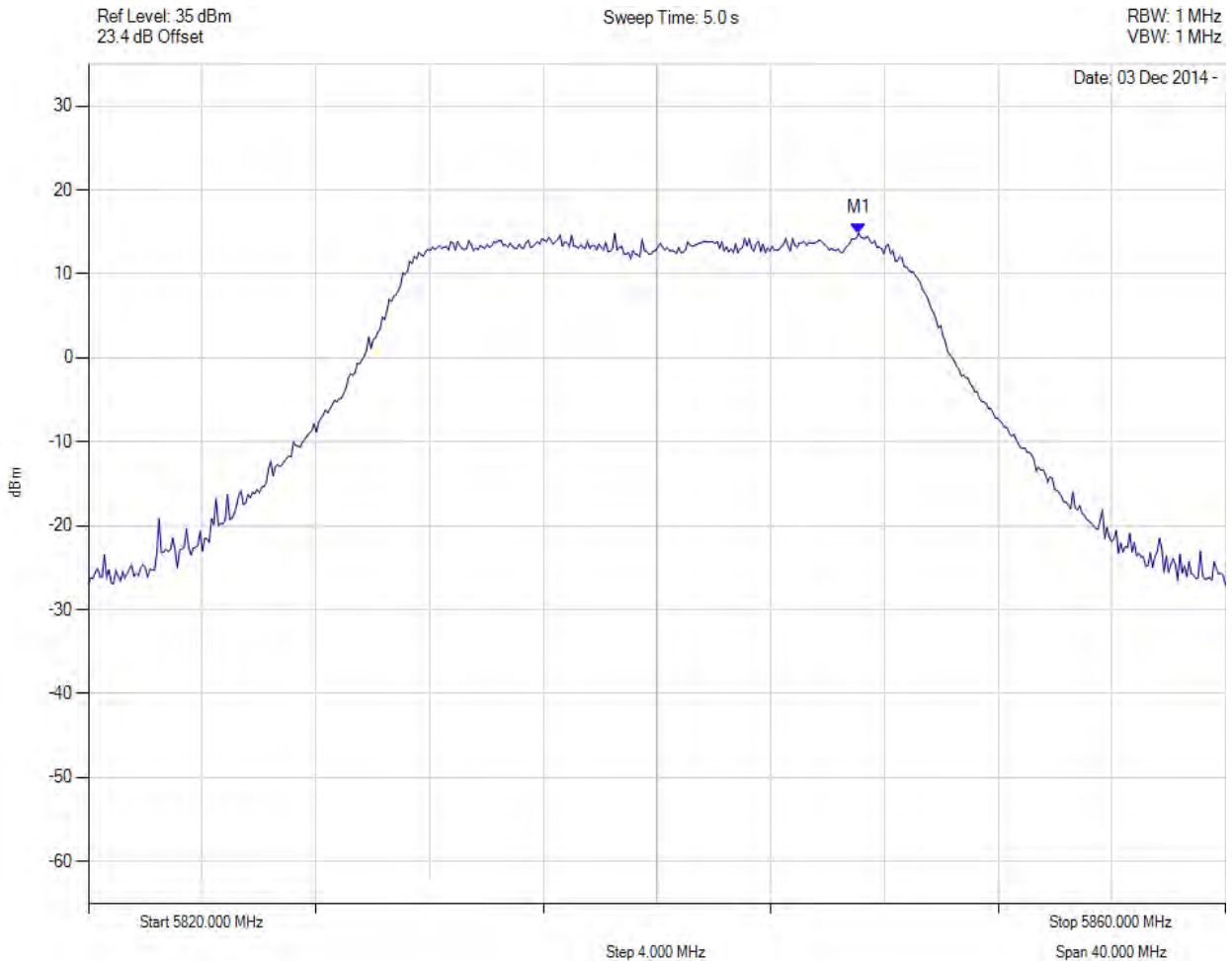


Title: RADWIN Ltd. AP0158770 Wireless Module
To: FCC 47 CFR Part 15.247
Serial #: RDWN40-U3 Rev A
Issue Date: 23rd March 2016
Page: 181 of 282



PEAK OUTPUT POWER

Variant: 20 MHz, Channel: 5840.00 MHz, Chain b, Temp: Ambient, Voltage: 55 Vdc



Analyser Setup	Marker:Frequency:Amplitude	Test Results
Detector = MAX PEAK Sweep Count = 0 RF Atten (dB) = 30 Trace Mode = CLR/WRITE	M1 : 5847.094 MHz : 14.870 dBm	Channel Power: 27.22 dBm Limit: 30.00 dBm Margin: -2.78 dB

[Back to Matrix](#)

This test report may be reproduced in full only. The document may only be updated by MiCOM Labs personnel. Any changes will be noted in the Document History section of the report.

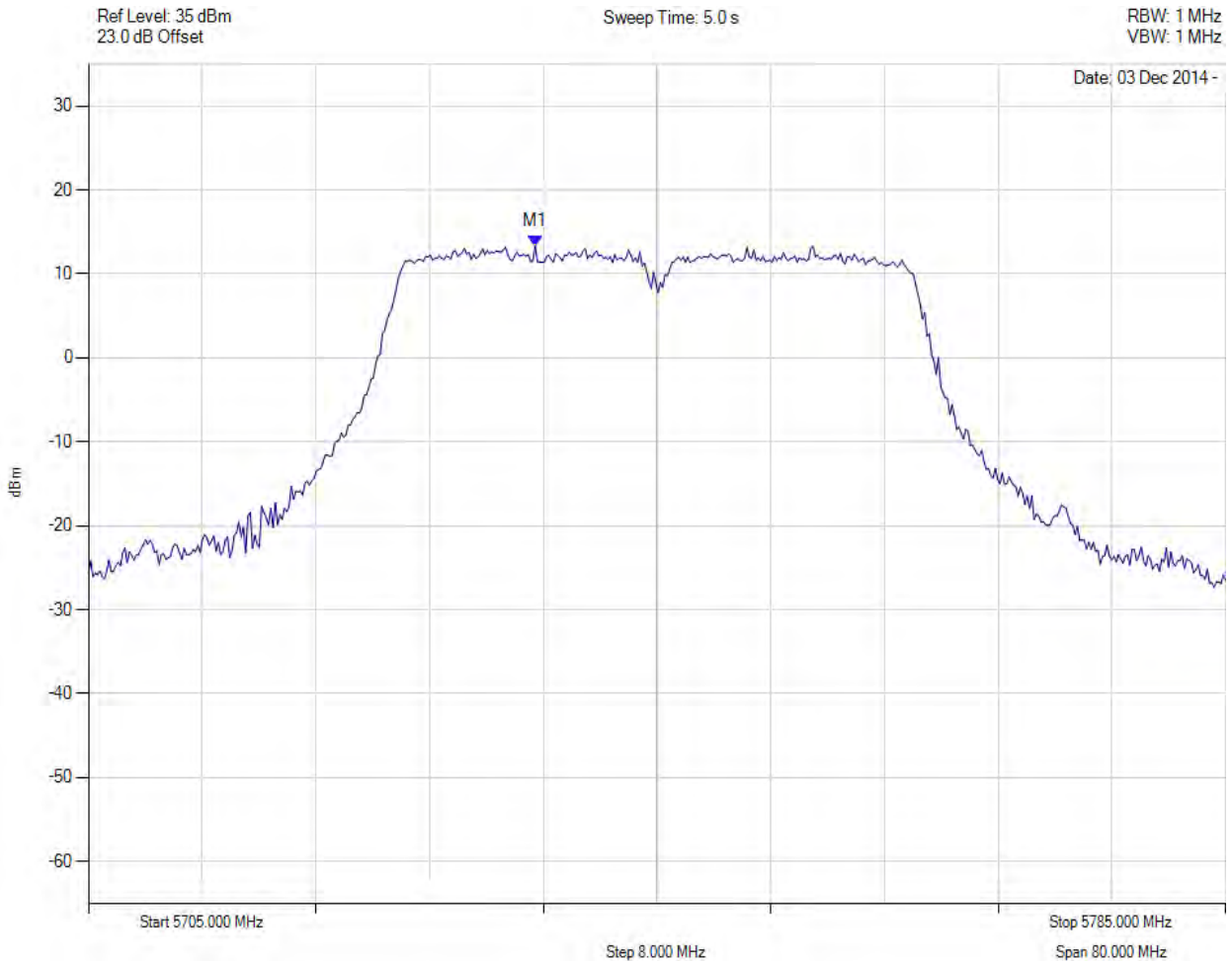


Title: RADWIN Ltd. AP0158770 Wireless Module
To: FCC 47 CFR Part 15.247
Serial #: RDWN40-U3 Rev A
Issue Date: 23rd March 2016
Page: 182 of 282



PEAK OUTPUT POWER

Variant: 40 MHz, Channel: 5745.00 MHz, Chain a, Temp: Ambient, Voltage: 55 Vdc



Analyser Setup	Marker:Frequency:Amplitude	Test Results
Detector = MAX PEAK Sweep Count = 0 RF Atten (dB) = 30 Trace Mode = CLR/WRITE	M1 : 5736.423 MHz : 13.381 dBm	Channel Power: 26.98 dBm Limit: 30.00 dBm Margin: -3.02 dB

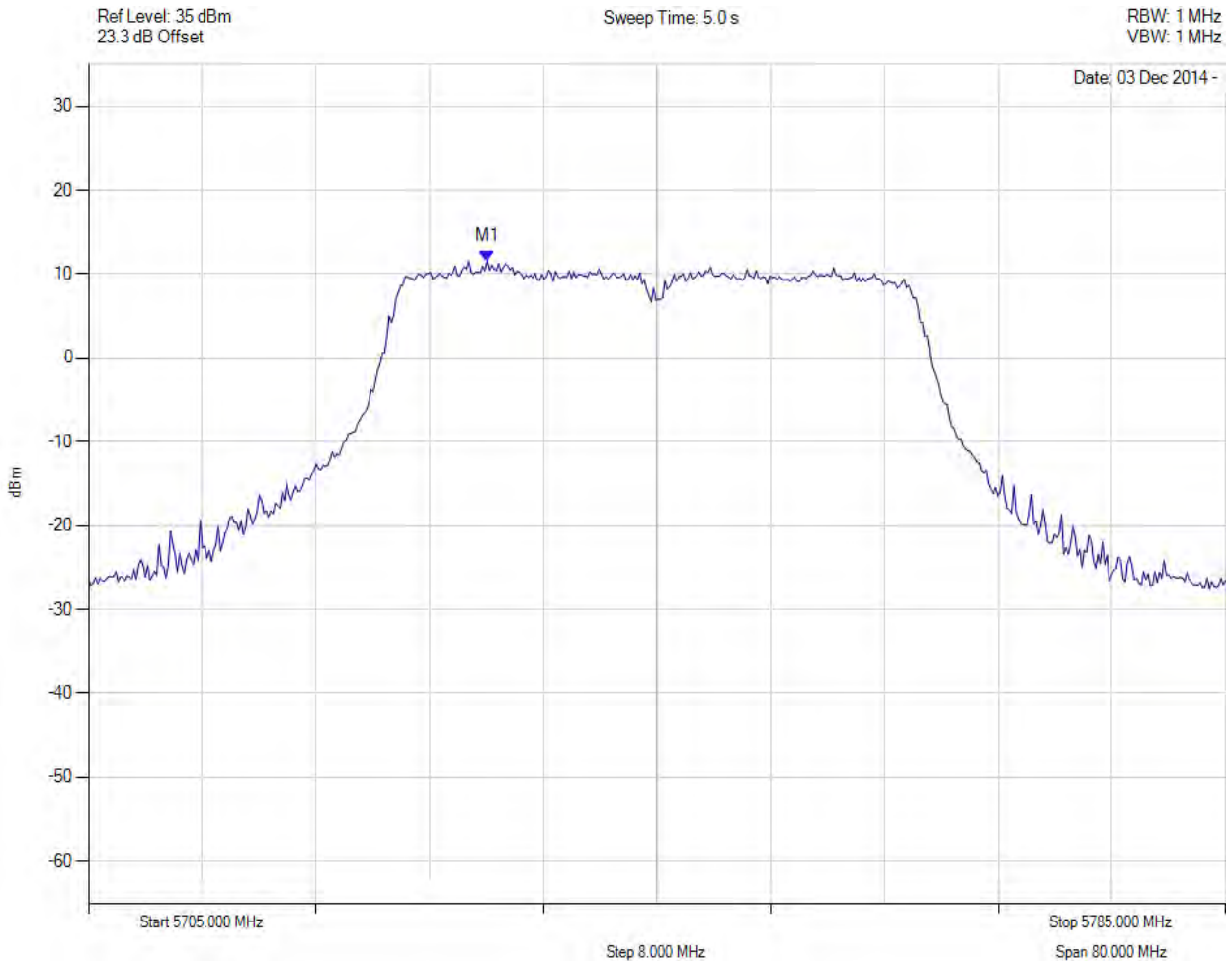
[Back to Matrix](#)

This test report may be reproduced in full only. The document may only be updated by MiCOM Labs personnel. Any changes will be noted in the Document History section of the report.



PEAK OUTPUT POWER

Variant: 40 MHz, Channel: 5745.00 MHz, Chain b, Temp: Ambient, Voltage: 55 Vdc



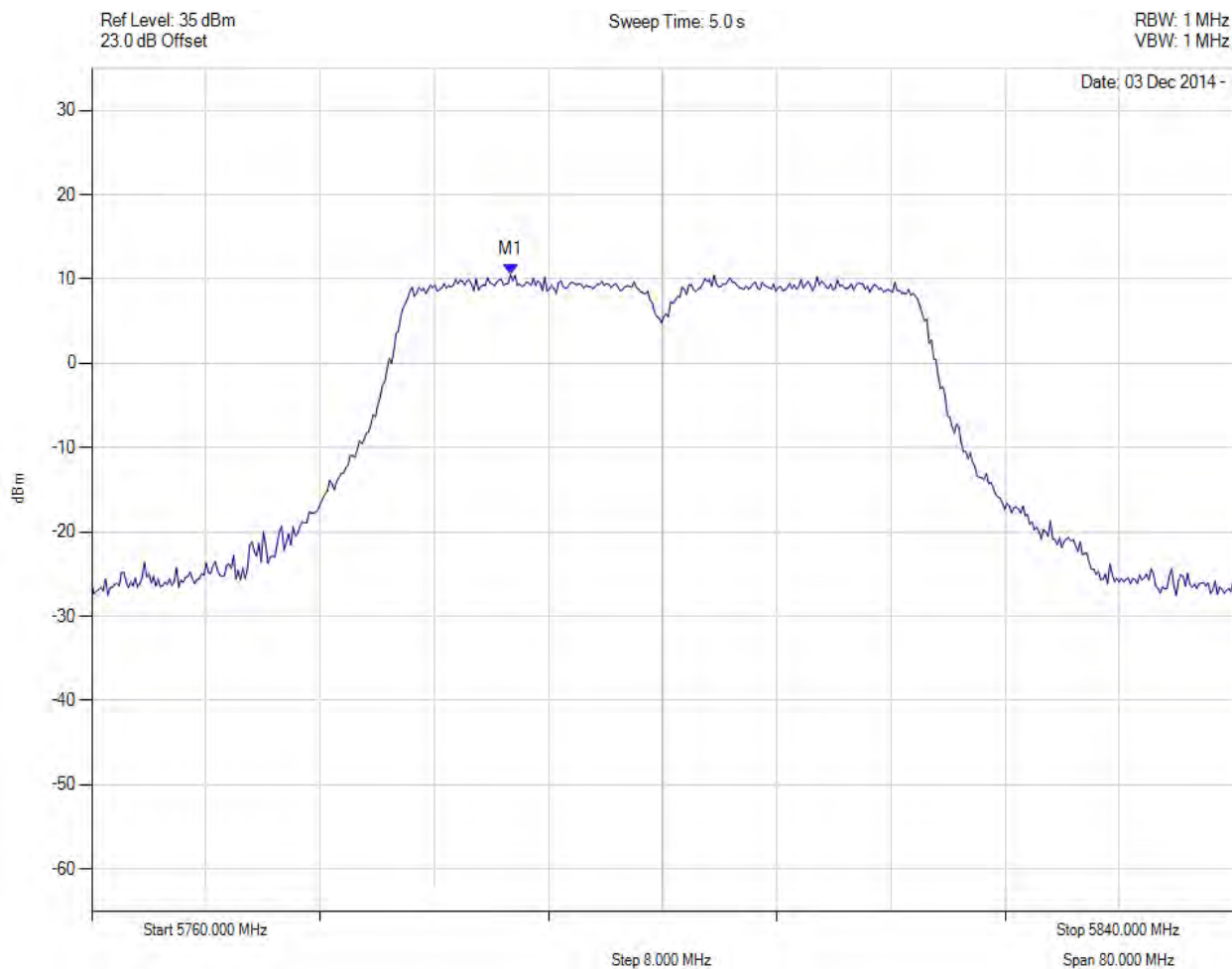
Analyser Setup	Marker:Frequency:Amplitude	Test Results
Detector = MAX PEAK Sweep Count = 0 RF Atten (dB) = 30 Trace Mode = CLR/WRITE	M1 : 5733.056 MHz : 11.557 dBm	Channel Power: 25.85 dBm Limit: 30.00 dBm Margin: -4.15 dB

[Back to Matrix](#)

This test report may be reproduced in full only. The document may only be updated by MiCOM Labs personnel. Any changes will be noted in the Document History section of the report.

PEAK OUTPUT POWER

Variant: 40 MHz, Channel: 5800.00 MHz, Chain a, Temp: Ambient, Voltage: 55 Vdc



Analyser Setup	Marker:Frequency:Amplitude	Test Results
Detector = MAX PEAK Sweep Count = 0 RF Atten (dB) = 30 Trace Mode = CLR/WRITE	M1 : 5789.339 MHz : 10.571 dBm	Channel Power: 24.18 dBm Limit: 30.00 dBm Margin: -5.82 dB

[Back to Matrix](#)

This test report may be reproduced in full only. The document may only be updated by MiCOM Labs personnel. Any changes will be noted in the Document History section of the report.

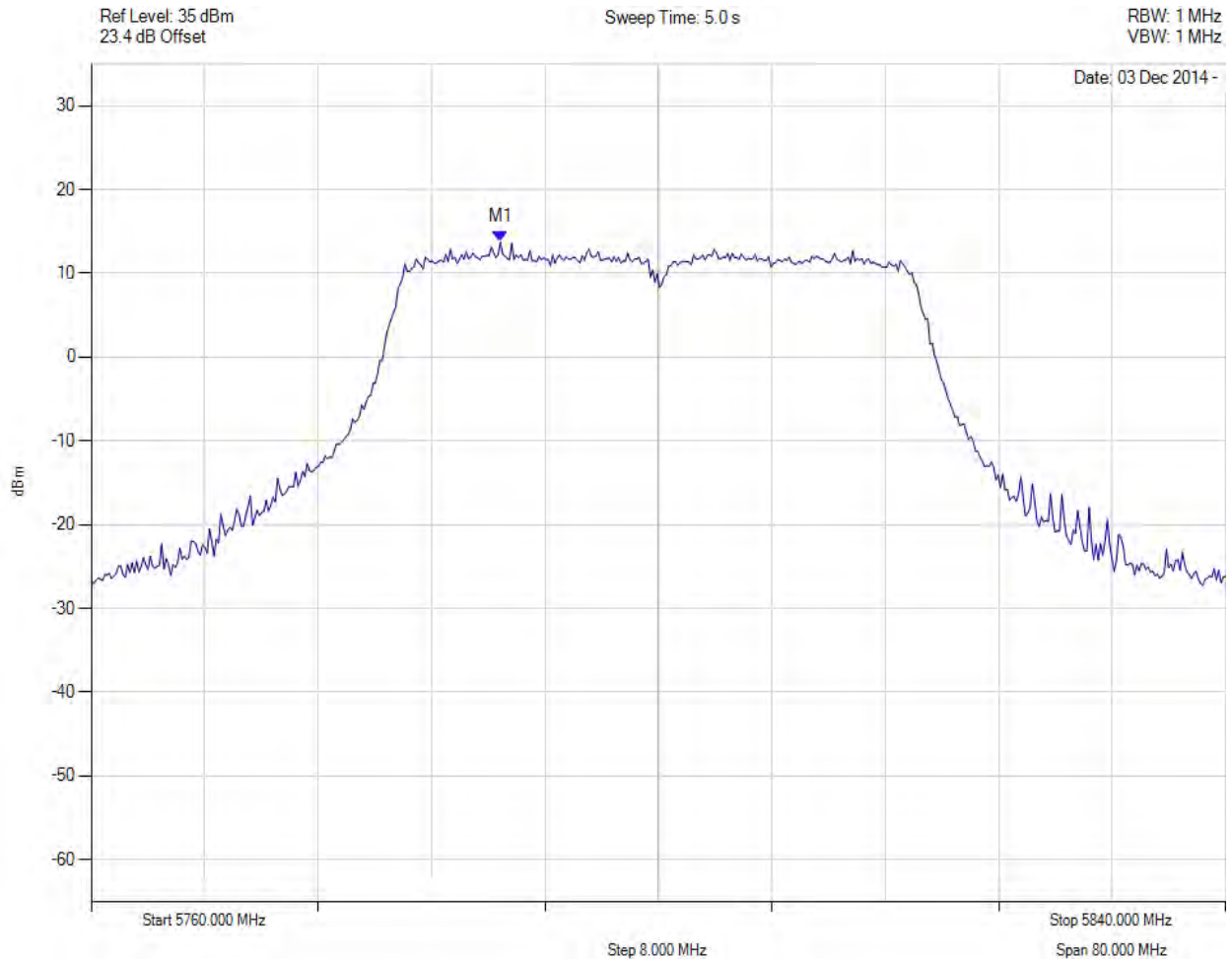


Title: RADWIN Ltd. AP0158770 Wireless Module
To: FCC 47 CFR Part 15.247
Serial #: RDWN40-U3 Rev A
Issue Date: 23rd March 2016
Page: 185 of 282



PEAK OUTPUT POWER

Variant: 40 MHz, Channel: 5800.00 MHz, Chain b, Temp: Ambient, Voltage: 55 Vdc



Analyser Setup	Marker:Frequency:Amplitude	Test Results
Detector = MAX PEAK Sweep Count = 0 RF Atten (dB) = 30 Trace Mode = CLR/WRITE	M1 : 5788.858 MHz : 13.739 dBm	Channel Power: 27.54 dBm Limit: 30.00 dBm Margin: -2.46 dB

[Back to Matrix](#)

This test report may be reproduced in full only. The document may only be updated by MiCOM Labs personnel. Any changes will be noted in the Document History section of the report.

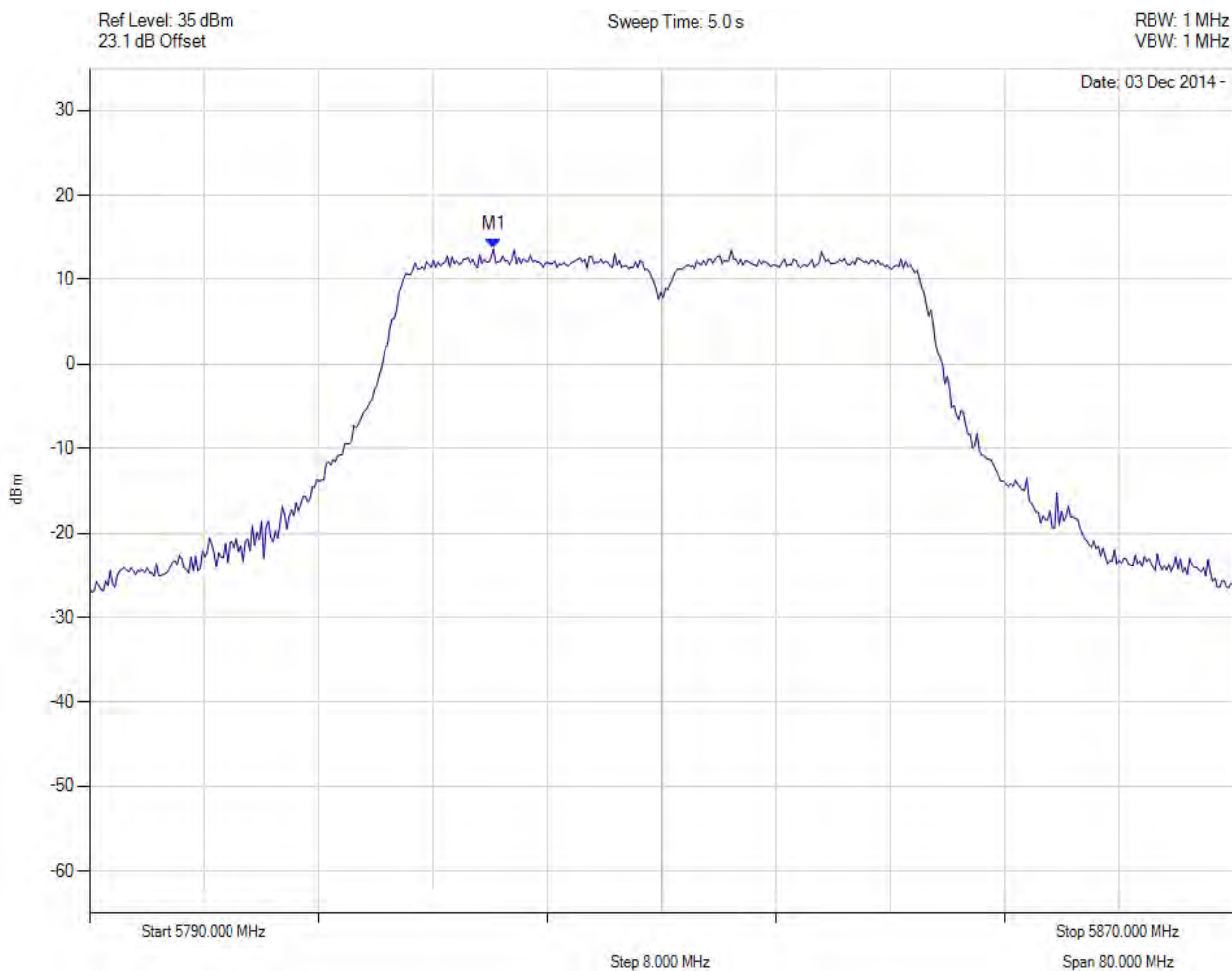


Title: RADWIN Ltd. AP0158770 Wireless Module
To: FCC 47 CFR Part 15.247
Serial #: RDWN40-U3 Rev A
Issue Date: 23rd March 2016
Page: 186 of 282



PEAK OUTPUT POWER

Variant: 40 MHz, Channel: 5830.00 MHz, Chain a, Temp: Ambient, Voltage: 55 Vdc



Analyser Setup	Marker:Frequency:Amplitude	Test Results
Detector = MAX PEAK Sweep Count = 0 RF Atten (dB) = 30 Trace Mode = CLR/WRITE	M1 : 5818.216 MHz : 13.591 dBm	Channel Power: 27.01 dBm Limit: 30.00 dBm Margin: -2.99 dB

[Back to Matrix](#)

This test report may be reproduced in full only. The document may only be updated by MiCOM Labs personnel. Any changes will be noted in the Document History section of the report.

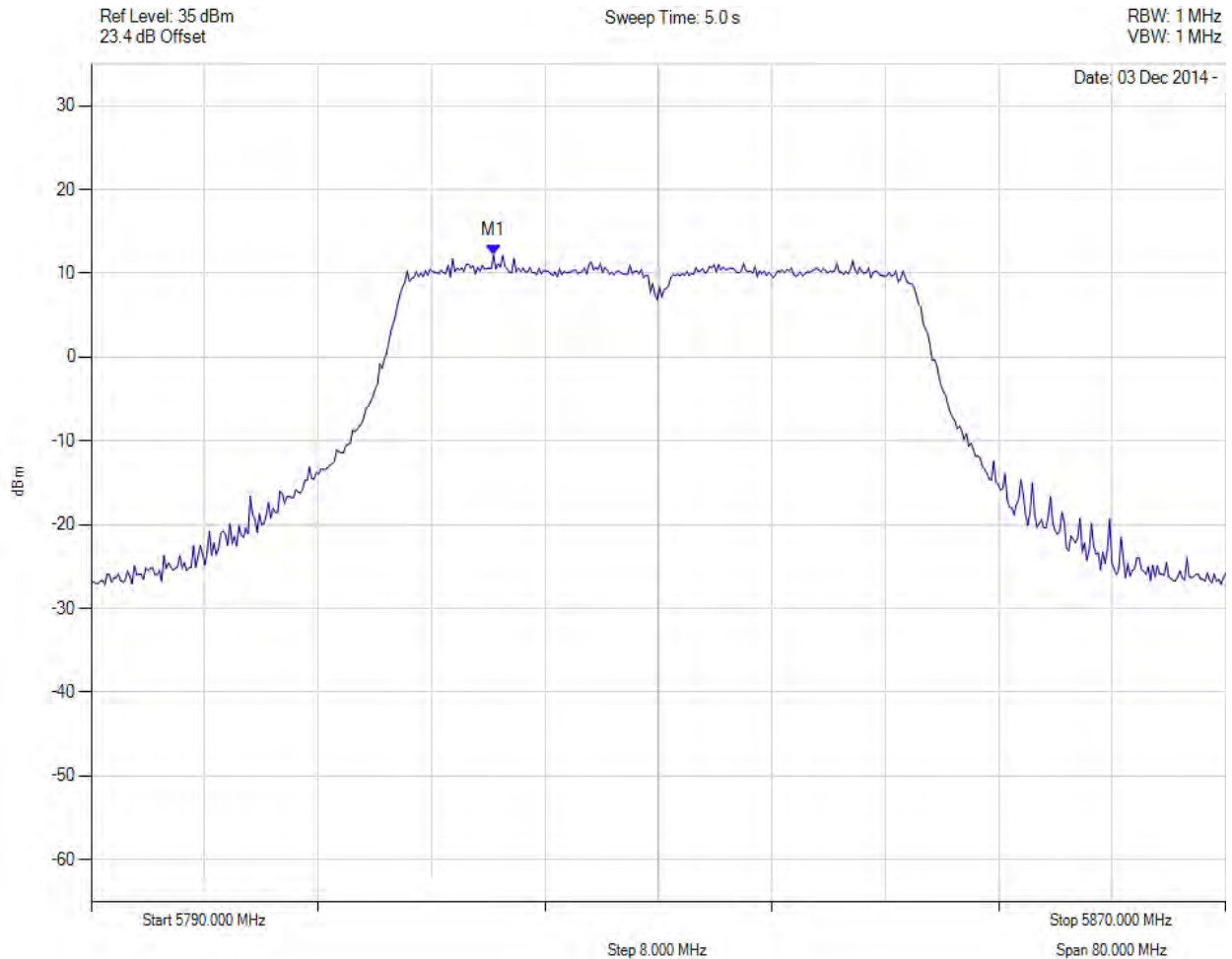


Title: RADWIN Ltd. AP0158770 Wireless Module
To: FCC 47 CFR Part 15.247
Serial #: RDWN40-U3 Rev A
Issue Date: 23rd March 2016
Page: 187 of 282



PEAK OUTPUT POWER

Variant: 40 MHz, Channel: 5830.00 MHz, Chain b, Temp: Ambient, Voltage: 55 Vdc



Analyser Setup	Marker:Frequency:Amplitude	Test Results
Detector = MAX PEAK Sweep Count = 0 RF Atten (dB) = 30 Trace Mode = CLR/WRITE	M1 : 5818.377 MHz : 12.190 dBm	Channel Power: 25.31 dBm Limit: 30.00 dBm Margin: -4.69 dB

[Back to Matrix](#)

This test report may be reproduced in full only. The document may only be updated by MiCOM Labs personnel. Any changes will be noted in the Document History section of the report.

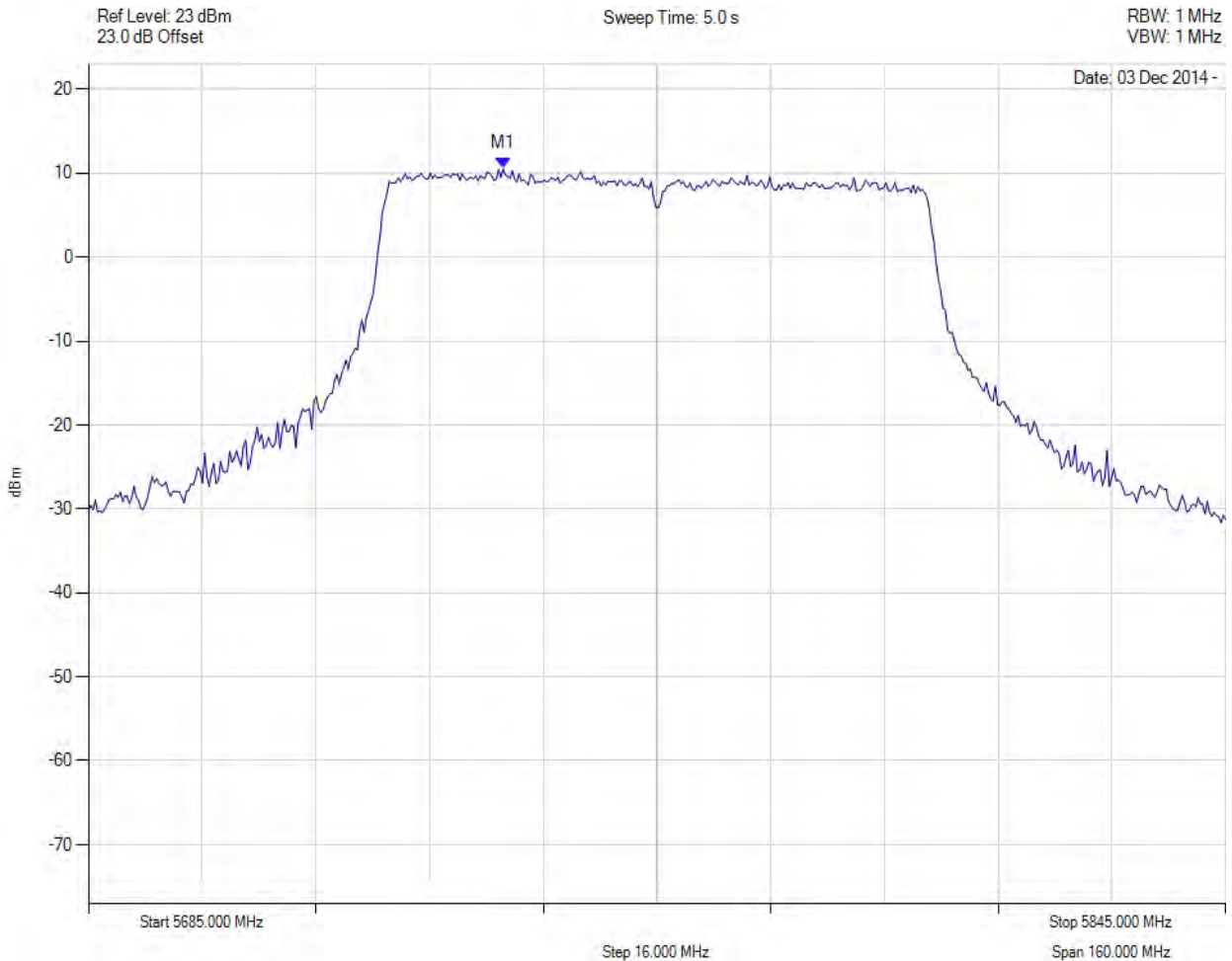


Title: RADWIN Ltd. AP0158770 Wireless Module
To: FCC 47 CFR Part 15.247
Serial #: RDWN40-U3 Rev A
Issue Date: 23rd March 2016
Page: 188 of 282



PEAK OUTPUT POWER

Variant: 80 MHz, Channel: 5765.00 MHz, Chain a, Temp: Ambient, Voltage: 55 Vdc



Analyser Setup	Marker:Frequency:Amplitude	Test Results
Detector = MAX PEAK Sweep Count = 0 RF Atten (dB) = 20 Trace Mode = CLR/WRITE	M1 : 5743.357 MHz : 10.541 dBm	Channel Power: 27.24 dBm Limit: 30.00 dBm Margin: -2.76 dB

[Back to Matrix](#)

This test report may be reproduced in full only. The document may only be updated by MiCOM Labs personnel. Any changes will be noted in the Document History section of the report.

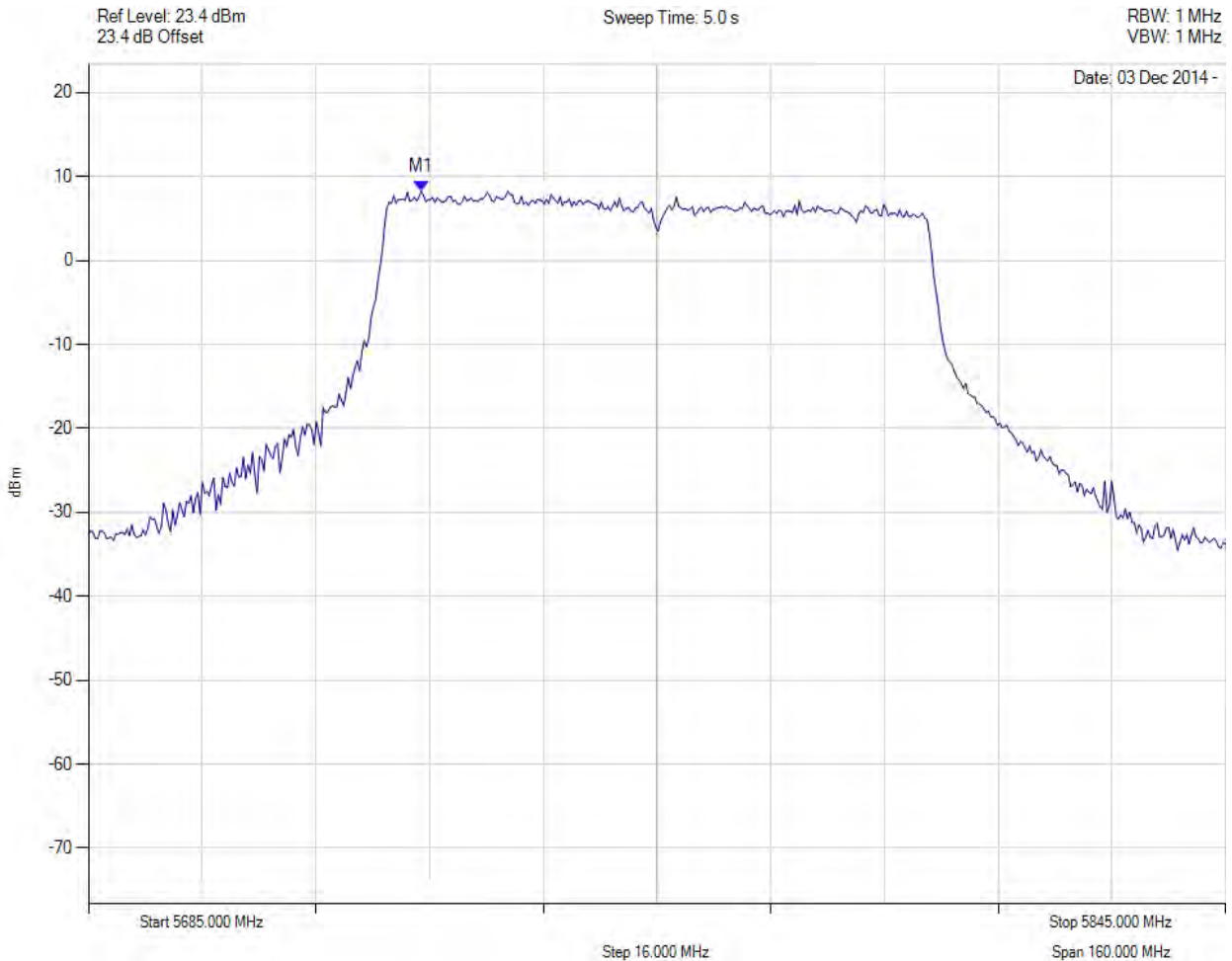


Title: RADWIN Ltd. AP0158770 Wireless Module
To: FCC 47 CFR Part 15.247
Serial #: RDWN40-U3 Rev A
Issue Date: 23rd March 2016
Page: 189 of 282



PEAK OUTPUT POWER

Variant: 80 MHz, Channel: 5765.00 MHz, Chain b, Temp: Ambient, Voltage: 55 Vdc



Analyser Setup	Marker:Frequency:Amplitude	Test Results
Detector = MAX PEAK Sweep Count = 0 RF Atten (dB) = 20 Trace Mode = CLR/WRITE	M1 : 5731.814 MHz : 8.251 dBm	Channel Power: 24.83 dBm Limit: 30.00 dBm Margin: -5.17 dB

[Back to Matrix](#)

This test report may be reproduced in full only. The document may only be updated by MiCOM Labs personnel. Any changes will be noted in the Document History section of the report.

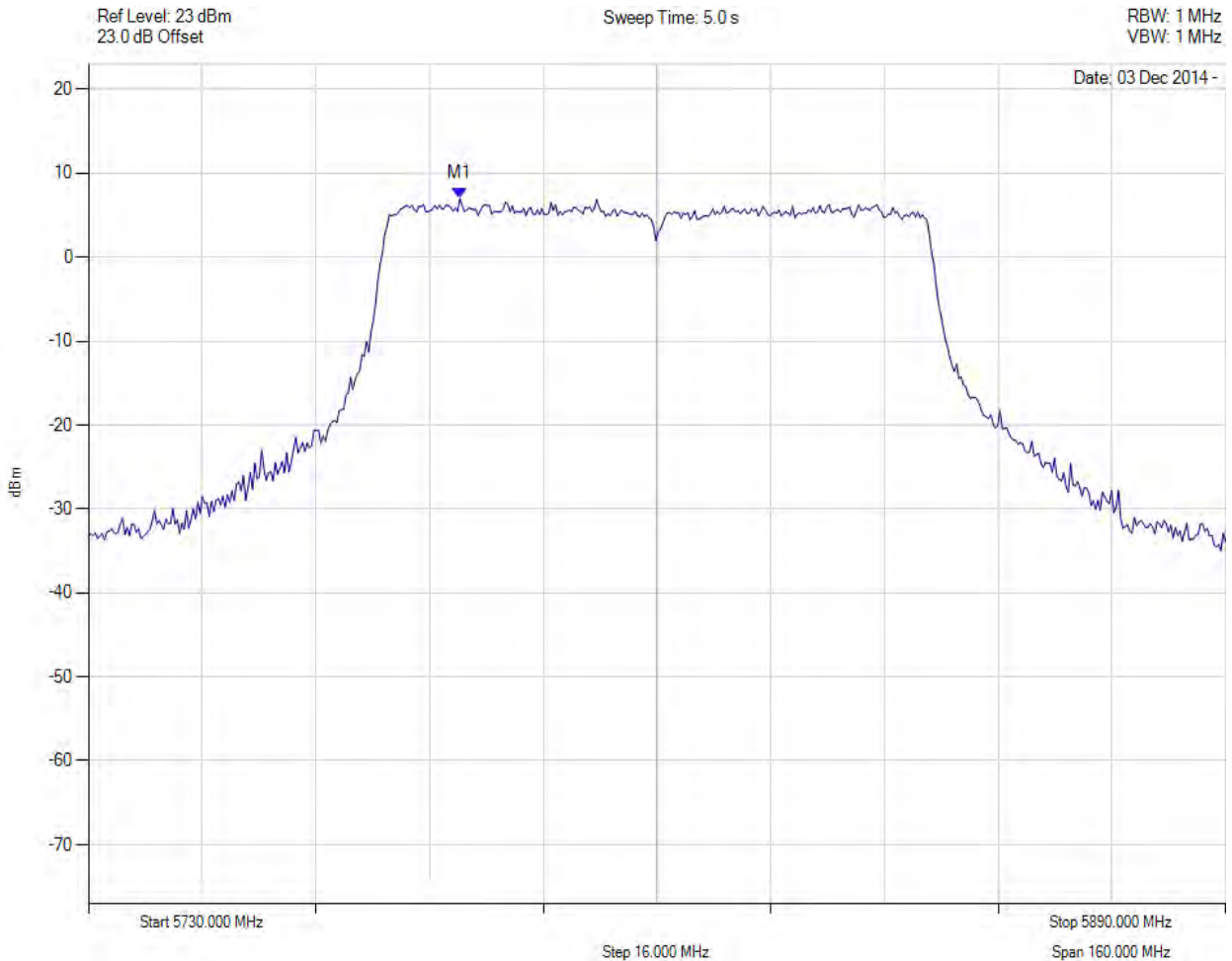


Title: RADWIN Ltd. AP0158770 Wireless Module
To: FCC 47 CFR Part 15.247
Serial #: RDWN40-U3 Rev A
Issue Date: 23rd March 2016
Page: 190 of 282



PEAK OUTPUT POWER

Variant: 80 MHz, Channel: 5810.00 MHz, Chain a, Temp: Ambient, Voltage: 55 Vdc



Analyser Setup	Marker:Frequency:Amplitude	Test Results
Detector = MAX PEAK Sweep Count = 0 RF Atten (dB) = 20 Trace Mode = CLR/WRITE	M1 : 5782.265 MHz : 6.970 dBm	Channel Power: 23.76 dBm Limit: 30.00 dBm Margin: -6.24 dB

[Back to Matrix](#)

This test report may be reproduced in full only. The document may only be updated by MiCOM Labs personnel. Any changes will be noted in the Document History section of the report.

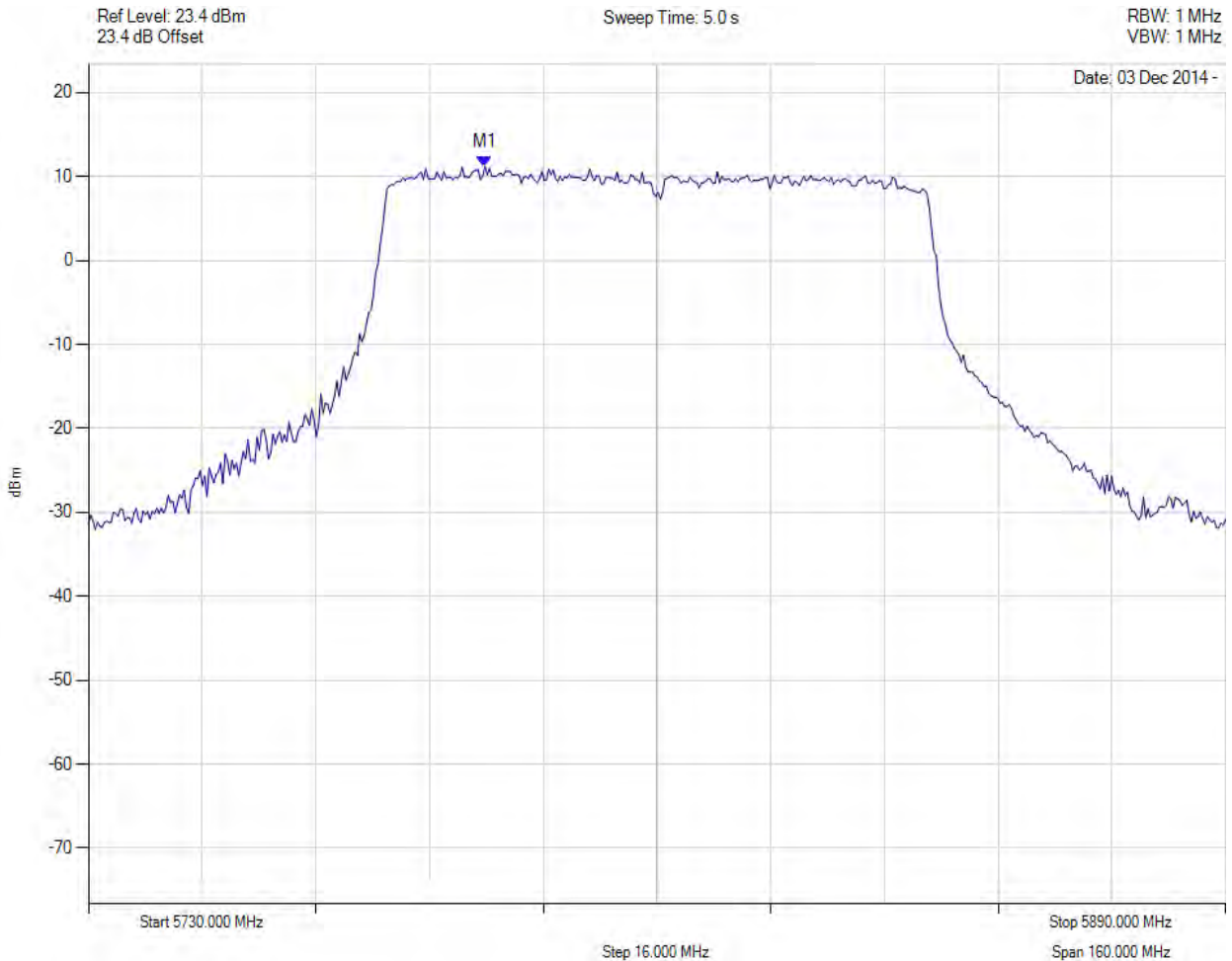


Title: RADWIN Ltd. AP0158770 Wireless Module
To: FCC 47 CFR Part 15.247
Serial #: RDWN40-U3 Rev A
Issue Date: 23rd March 2016
Page: 191 of 282



PEAK OUTPUT POWER

Variant: 80 MHz, Channel: 5810.00 MHz, Chain b, Temp: Ambient, Voltage: 55 Vdc



Analyser Setup	Marker:Frequency:Amplitude	Test Results
Detector = MAX PEAK Sweep Count = 0 RF Atten (dB) = 20 Trace Mode = CLR/WRITE	M1 : 5785.792 MHz : 11.221 dBm	Channel Power: 27.99 dBm Limit: 30.00 dBm Margin: -2.01 dB

[Back to Matrix](#)

This test report may be reproduced in full only. The document may only be updated by MiCOM Labs personnel. Any changes will be noted in the Document History section of the report.

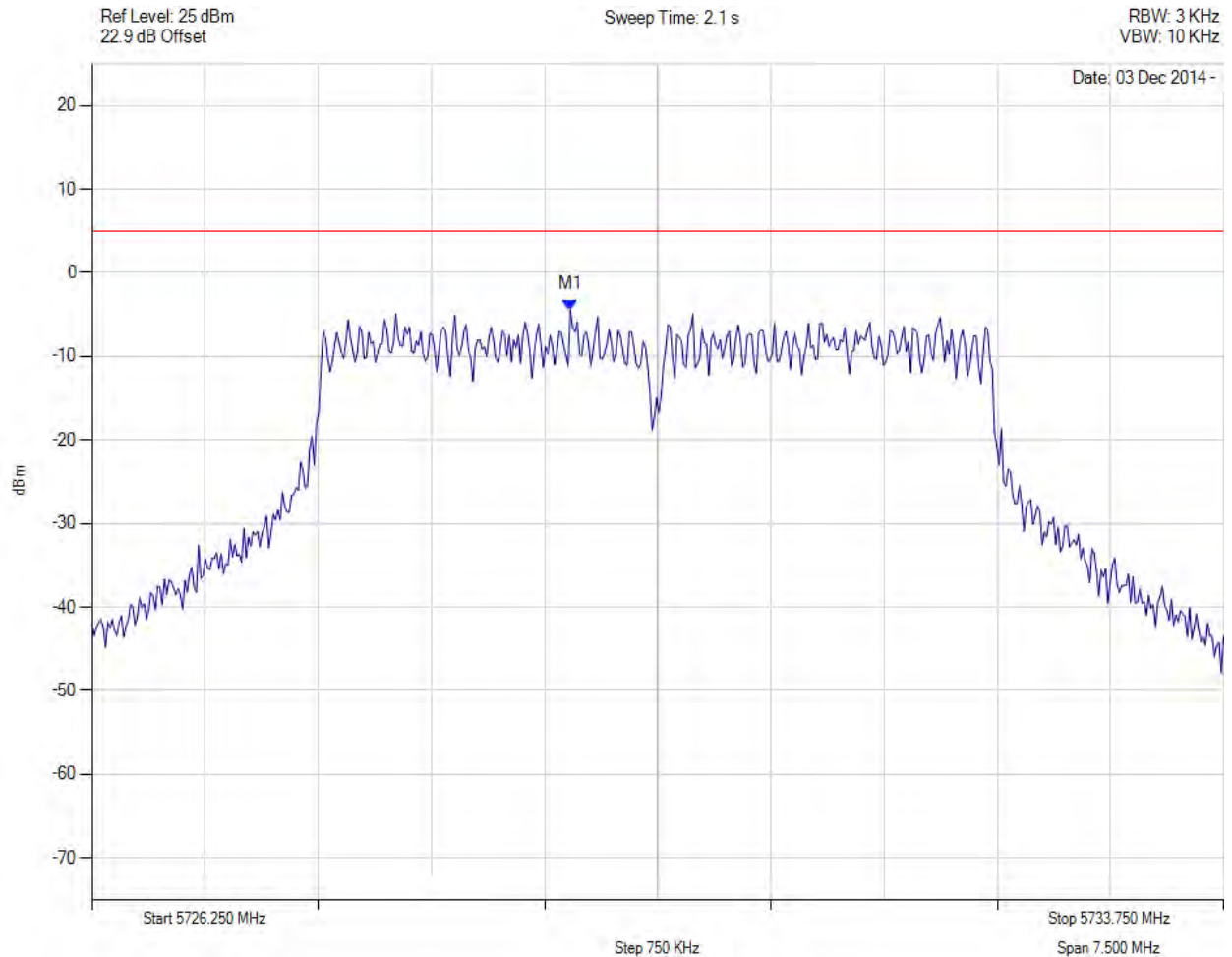


A.1.3. Power Spectral Density



POWER SPECTRAL DENSITY

Variant: 5 MHz, Channel: 5730.00 MHz, Chain a, Temp: Ambient, Voltage: 55 Vdc



Analyser Setup	Marker:Frequency:Amplitude	Test Results
Detector = MAX PEAK Sweep Count = 0 RF Atten (dB) = 20 Trace Mode = CLR/WRITE	M1 : 5729.421 MHz : -4.428 dBm	Limit: ≤ 4.990 dBm

[Back to Matrix](#)

This test report may be reproduced in full only. The document may only be updated by MiCOM Labs personnel. Any changes will be noted in the Document History section of the report.

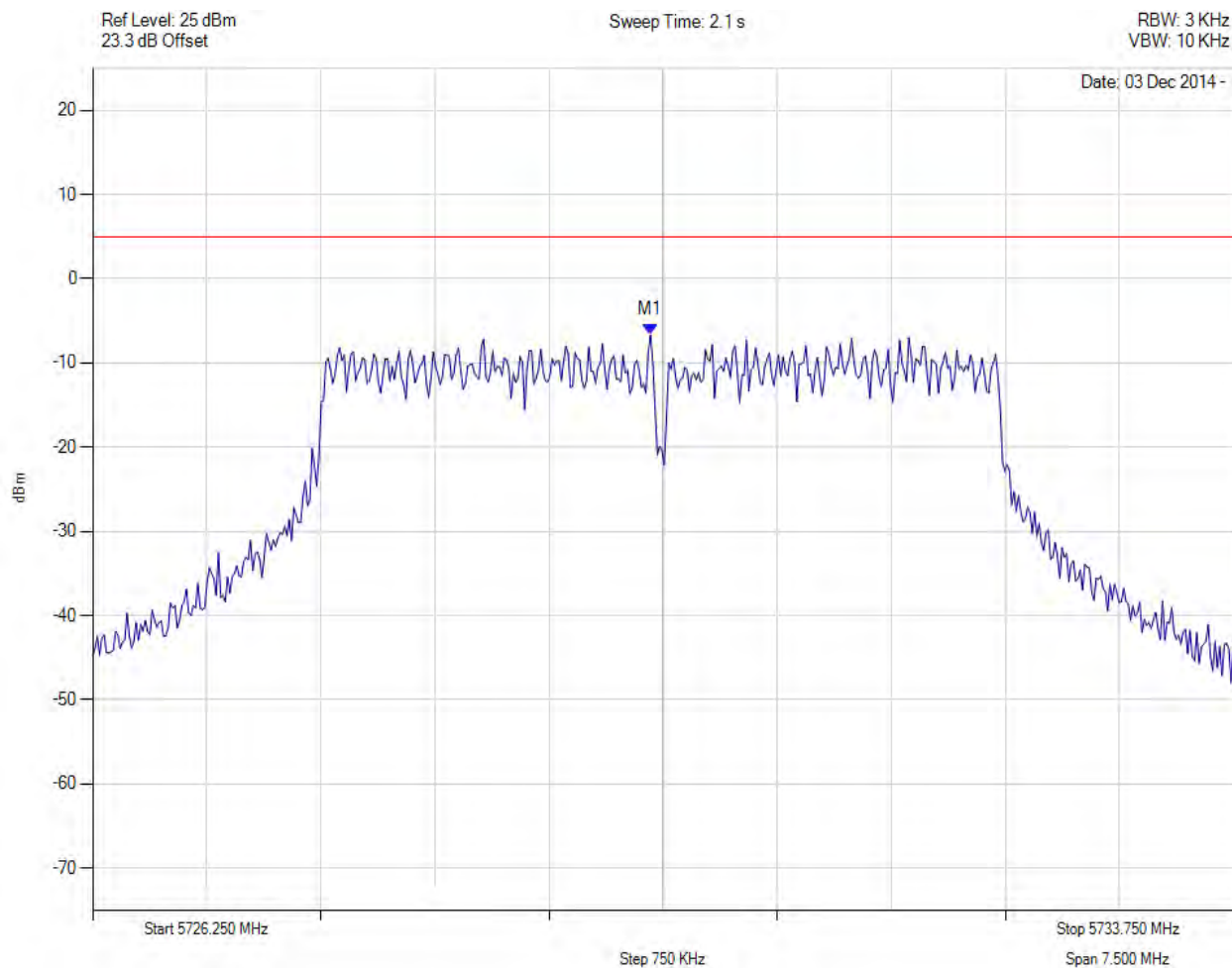


Title: RADWIN Ltd. AP0158770 Wireless Module
To: FCC 47 CFR Part 15.247
Serial #: RDWN40-U3 Rev A
Issue Date: 23rd March 2016
Page: 193 of 282



POWER SPECTRAL DENSITY

Variant: 5 MHz, Channel: 5730.00 MHz, Chain b, Temp: Ambient, Voltage: 55 Vdc



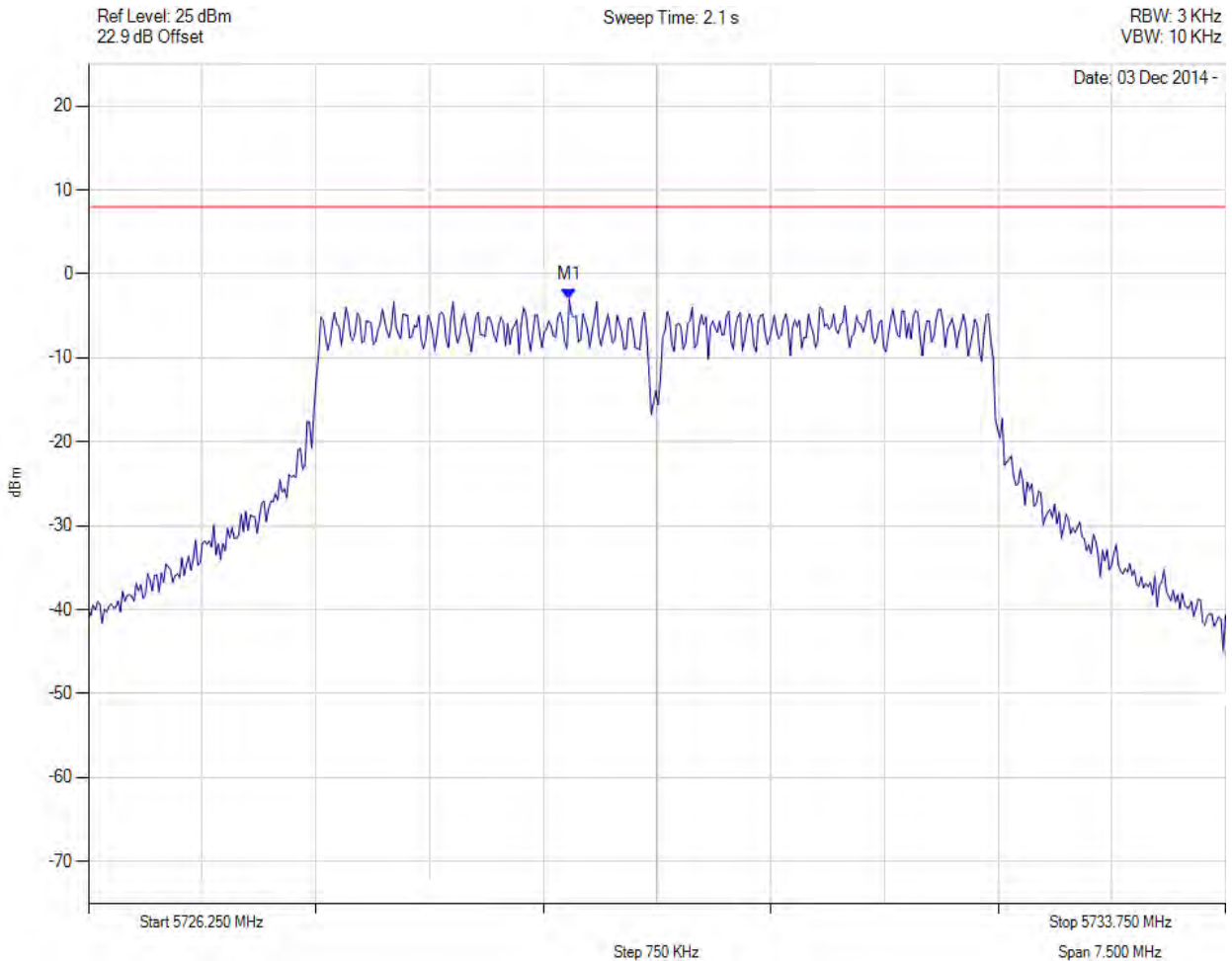
Analyser Setup	Marker:Frequency:Amplitude	Test Results
Detector = MAX PEAK Sweep Count = 0 RF Atten (dB) = 20 Trace Mode = CLR/WRITE	M1 : 5729.917 MHz : -6.667 dBm	Limit: ≤ 4.990 dBm

[Back to Matrix](#)

This test report may be reproduced in full only. The document may only be updated by MiCOM Labs personnel. Any changes will be noted in the Document History section of the report.

POWER SPECTRAL DENSITY

Variant: 5 MHz, Channel: 5730.00 MHz, SUM, Temp: Ambient, Voltage: 55 Vdc



Analyser Setup	Marker:Frequency:Amplitude	Test Results
Detector = MAX PEAK Sweep Count = 0 RF Atten (dB) = 20 Trace Mode = CLR/WRITE	M1 : 5729.400 MHz : -3.058 dBm M1 + DCCF : 5729.400 MHz : -2.881 dBm Duty Cycle Correction Factor : +0.18 dB	Limit: ≤ 8.0 dBm Margin: -10.9 dB

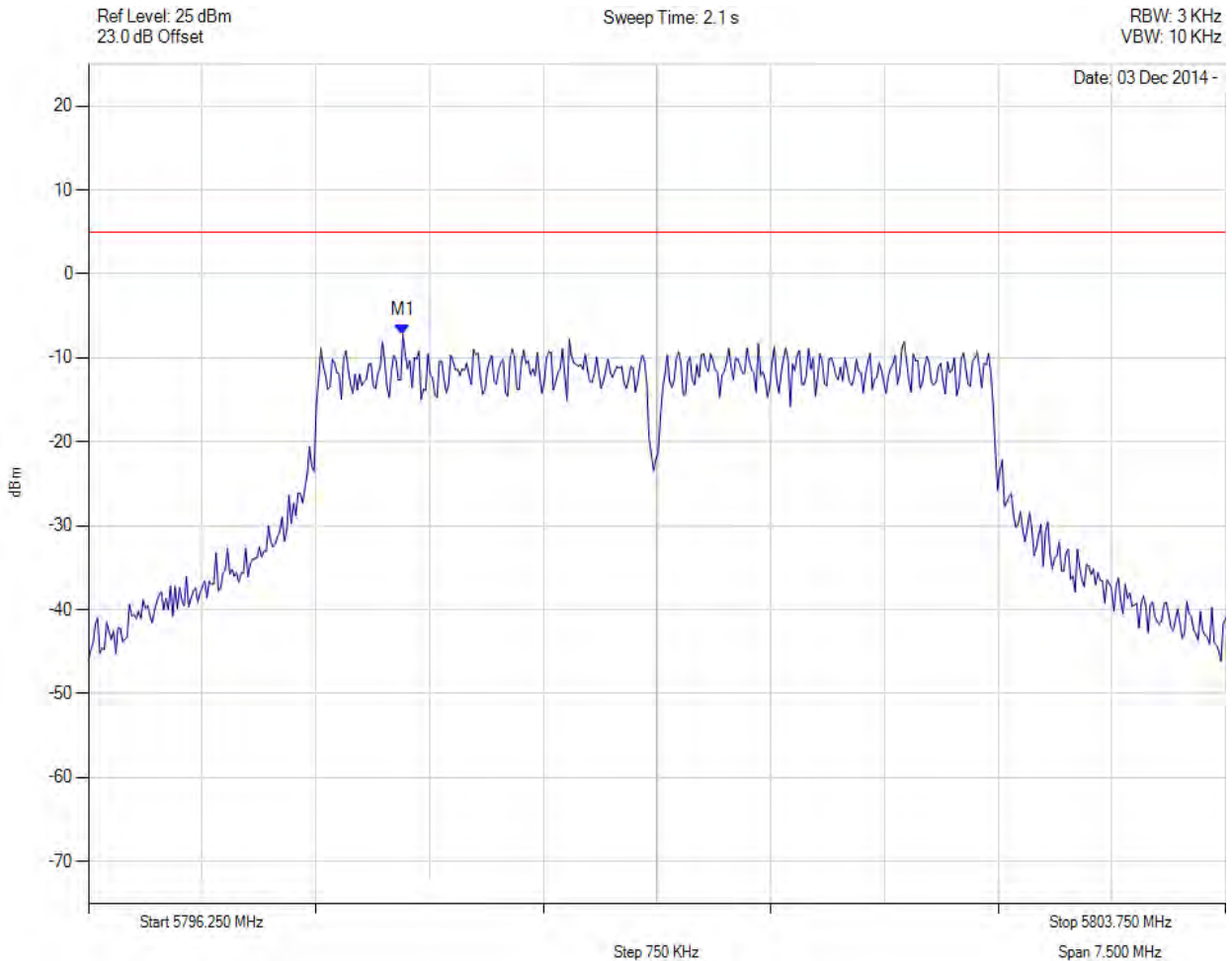
[Back to Matrix](#)

This test report may be reproduced in full only. The document may only be updated by MiCOM Labs personnel. Any changes will be noted in the Document History section of the report.



POWER SPECTRAL DENSITY

Variant: 5 MHz, Channel: 5800.00 MHz, Chain a, Temp: Ambient, Voltage: 55 Vdc



Analyser Setup	Marker:Frequency:Amplitude	Test Results
Detector = MAX PEAK Sweep Count = 0 RF Atten (dB) = 20 Trace Mode = CLR/WRITE	M1 : 5798.324 MHz : -7.249 dBm	Limit: ≤ 4.990 dBm

[Back to Matrix](#)

This test report may be reproduced in full only. The document may only be updated by MiCOM Labs personnel. Any changes will be noted in the Document History section of the report.

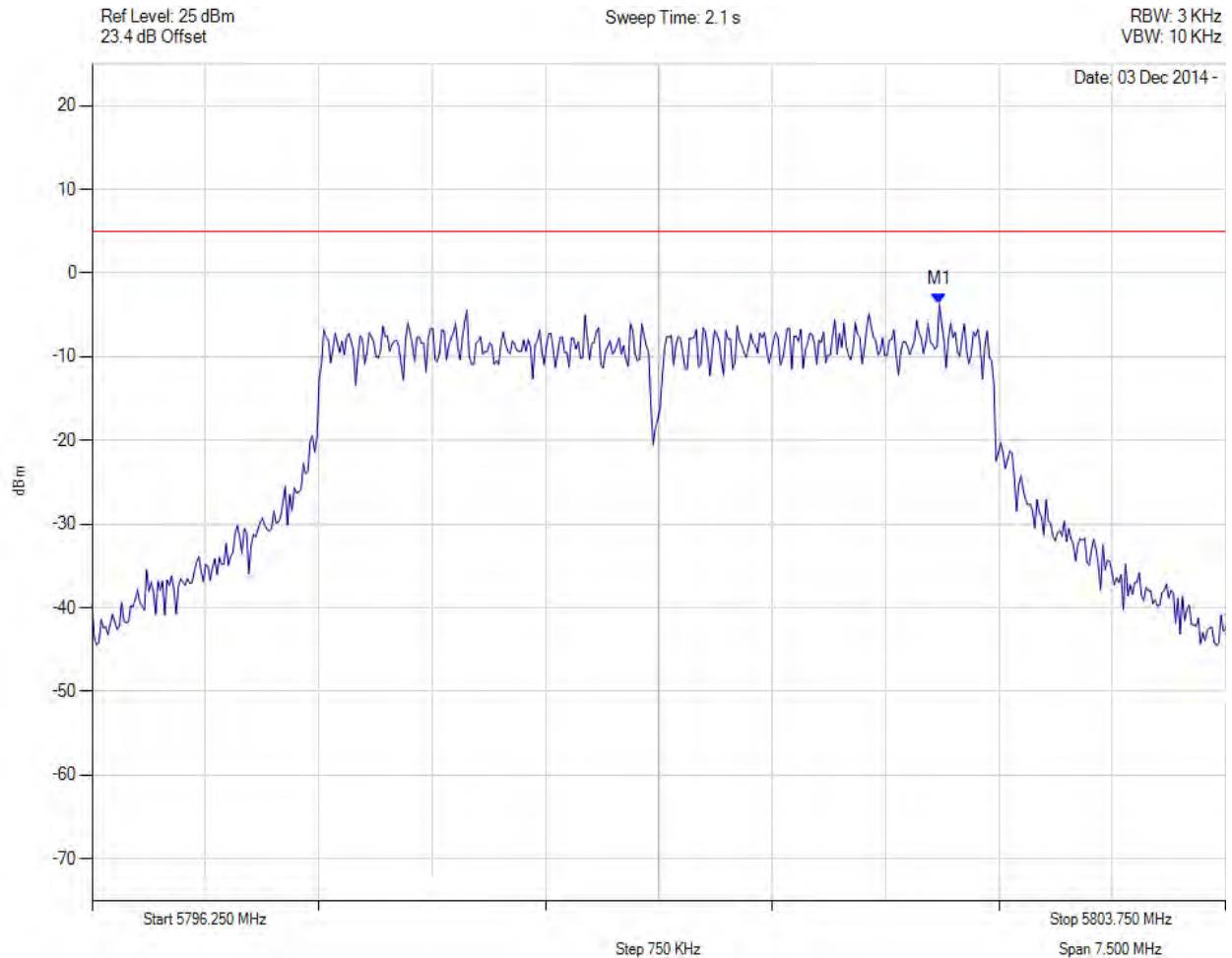


Title: RADWIN Ltd. AP0158770 Wireless Module
To: FCC 47 CFR Part 15.247
Serial #: RDWN40-U3 Rev A
Issue Date: 23rd March 2016
Page: 196 of 282



POWER SPECTRAL DENSITY

Variant: 5 MHz, Channel: 5800.00 MHz, Chain b, Temp: Ambient, Voltage: 55 Vdc



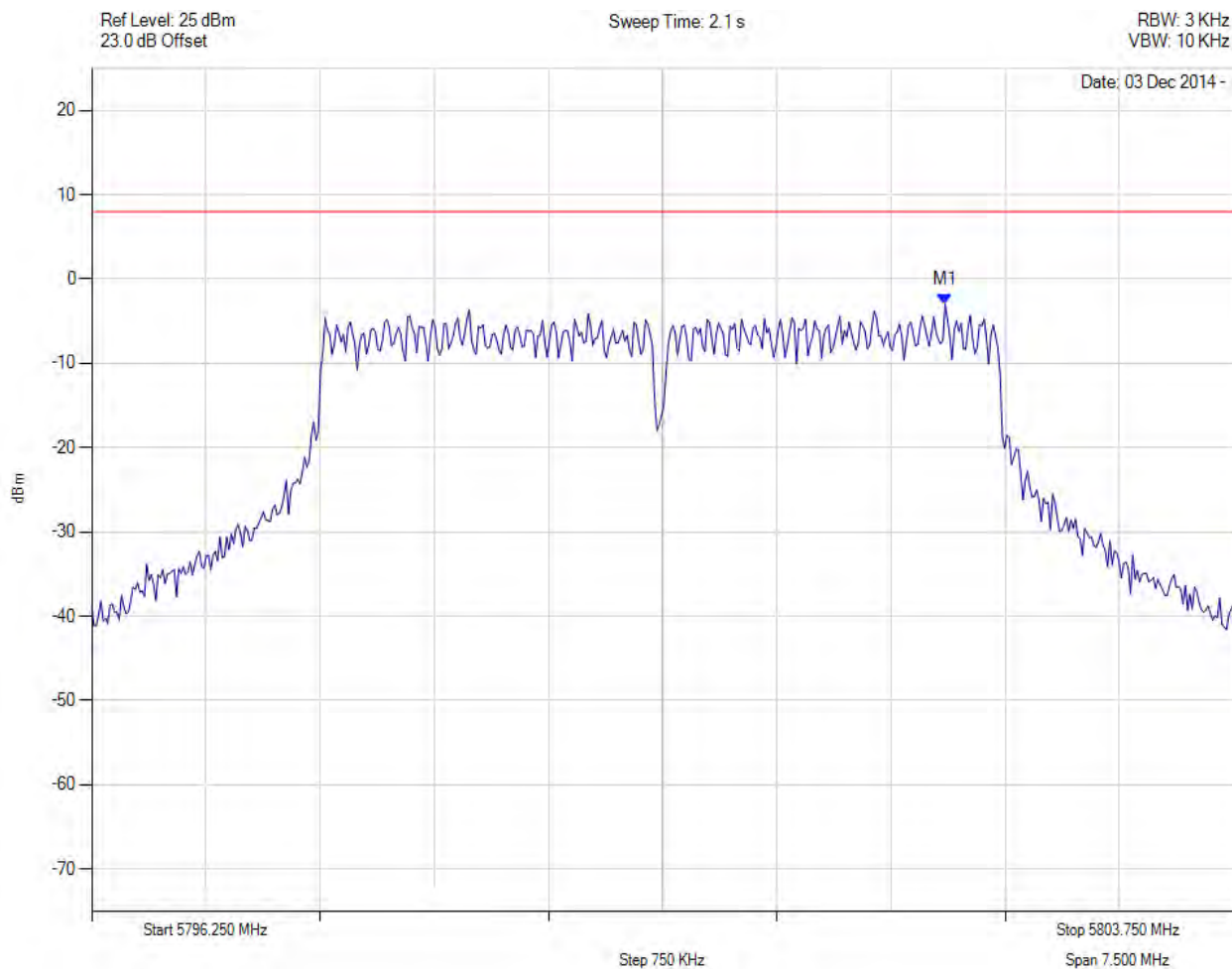
Analyser Setup	Marker:Frequency:Amplitude	Test Results
Detector = MAX PEAK Sweep Count = 0 RF Atten (dB) = 20 Trace Mode = CLR/WRITE	M1 : 5801.856 MHz : -3.719 dBm	Limit: ≤ 4.990 dBm

[Back to Matrix](#)

This test report may be reproduced in full only. The document may only be updated by MiCOM Labs personnel. Any changes will be noted in the Document History section of the report.

POWER SPECTRAL DENSITY

Variant: 5 MHz, Channel: 5800.00 MHz, SUM, Temp: Ambient, Voltage: 55 Vdc



Analyser Setup	Marker:Frequency:Amplitude	Test Results
Detector = MAX PEAK Sweep Count = 0 RF Atten (dB) = 20 Trace Mode = CLR/WRITE	M1 : 5801.900 MHz : -2.989 dBm M1 + DCCF : 5801.900 MHz : -2.812 dBm Duty Cycle Correction Factor : +0.18 dB	Limit: ≤ 8.0 dBm Margin: -10.8 dB

[Back to Matrix](#)

This test report may be reproduced in full only. The document may only be updated by MiCOM Labs personnel. Any changes will be noted in the Document History section of the report.

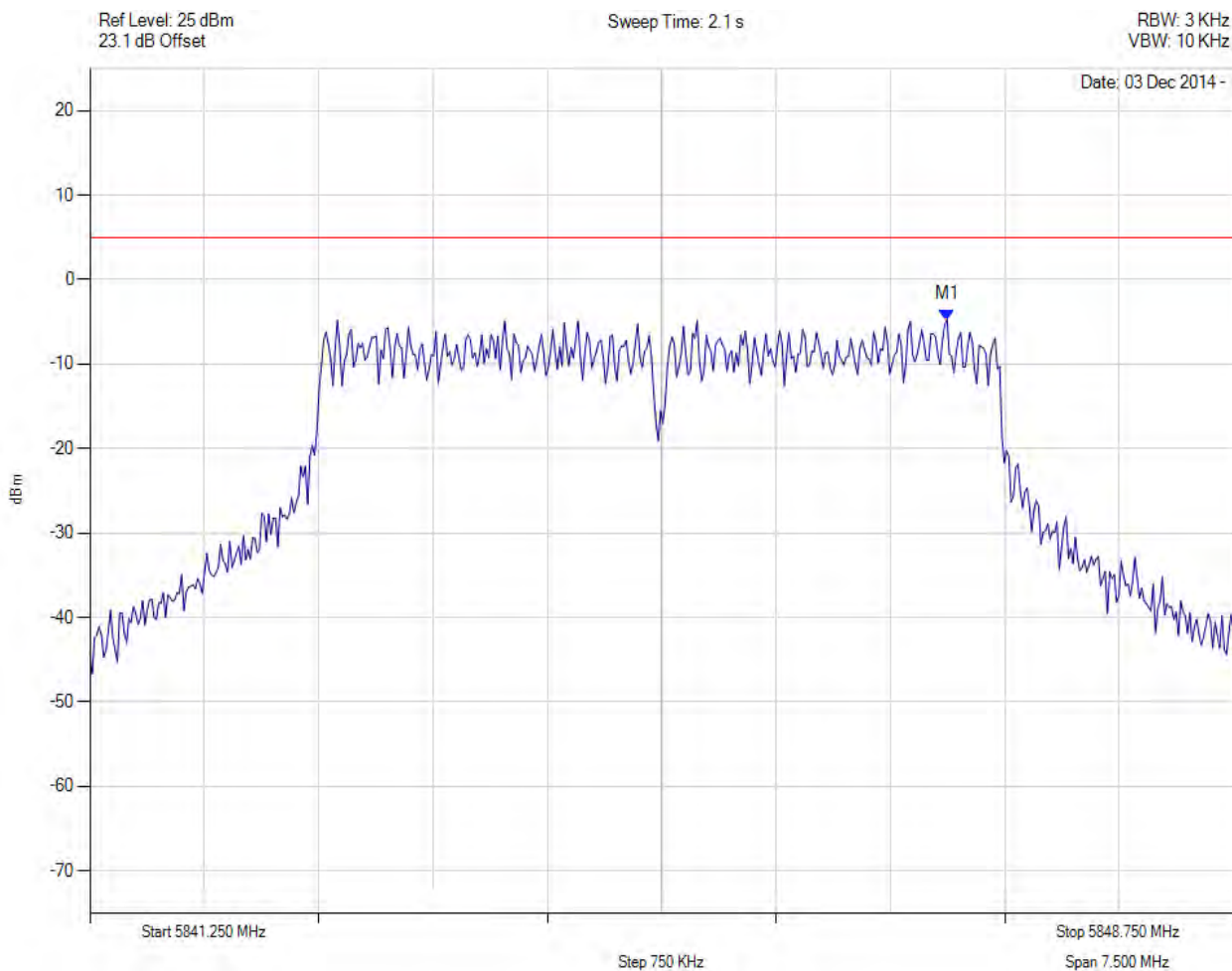


Title: RADWIN Ltd. AP0158770 Wireless Module
To: FCC 47 CFR Part 15.247
Serial #: RDWN40-U3 Rev A
Issue Date: 23rd March 2016
Page: 198 of 282



POWER SPECTRAL DENSITY

Variant: 5 MHz, Channel: 5845.00 MHz, Chain a, Temp: Ambient, Voltage: 55 Vdc



Analyser Setup	Marker:Frequency:Amplitude	Test Results
Detector = MAX PEAK Sweep Count = 0 RF Atten (dB) = 20 Trace Mode = CLR/WRITE	M1 : 5846.871 MHz : -4.741 dBm	Limit: ≤ 4.990 dBm

[Back to Matrix](#)

This test report may be reproduced in full only. The document may only be updated by MiCOM Labs personnel. Any changes will be noted in the Document History section of the report.

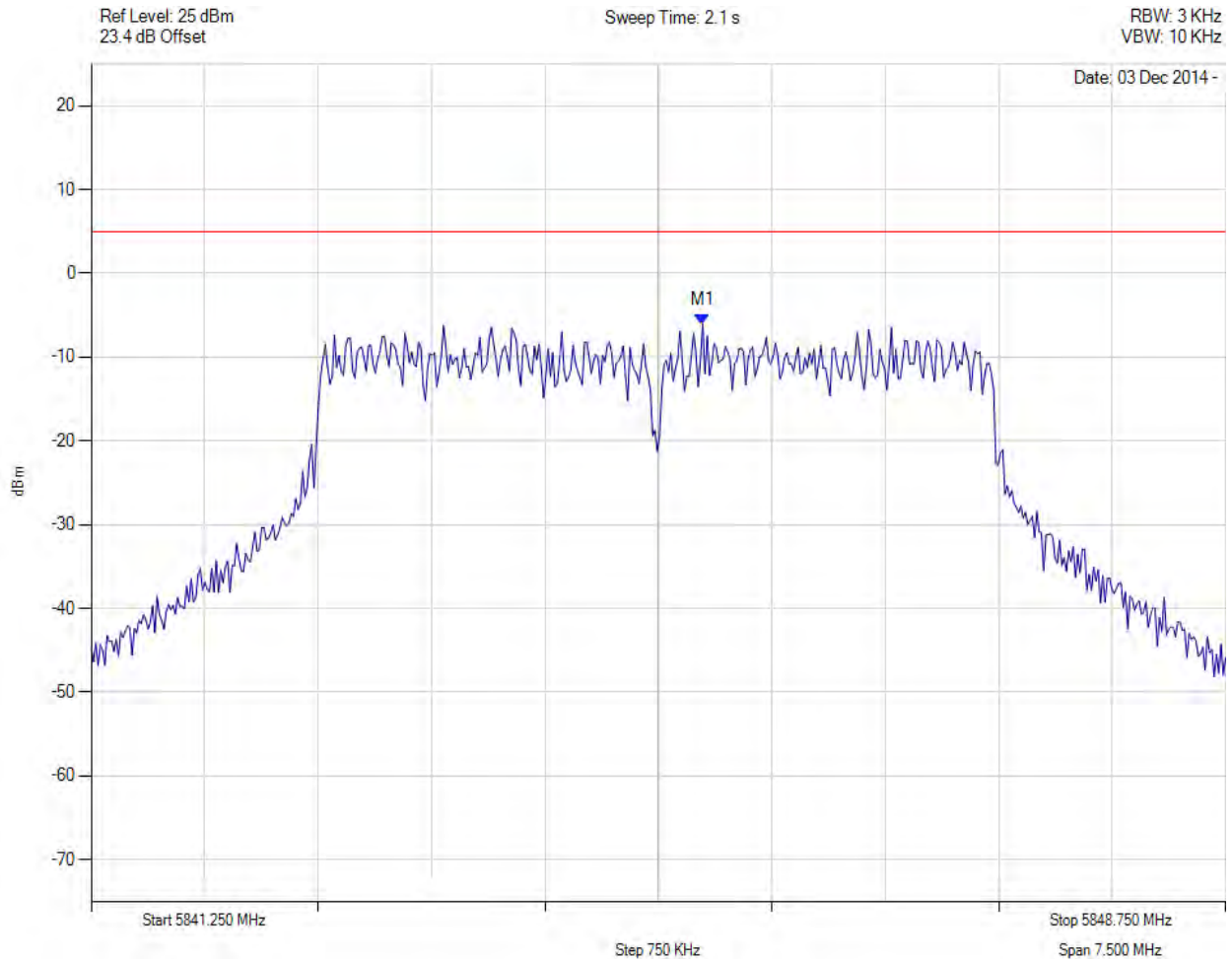


Title: RADWIN Ltd. AP0158770 Wireless Module
To: FCC 47 CFR Part 15.247
Serial #: RDWN40-U3 Rev A
Issue Date: 23rd March 2016
Page: 199 of 282



POWER SPECTRAL DENSITY

Variant: 5 MHz, Channel: 5845.00 MHz, Chain b, Temp: Ambient, Voltage: 55 Vdc



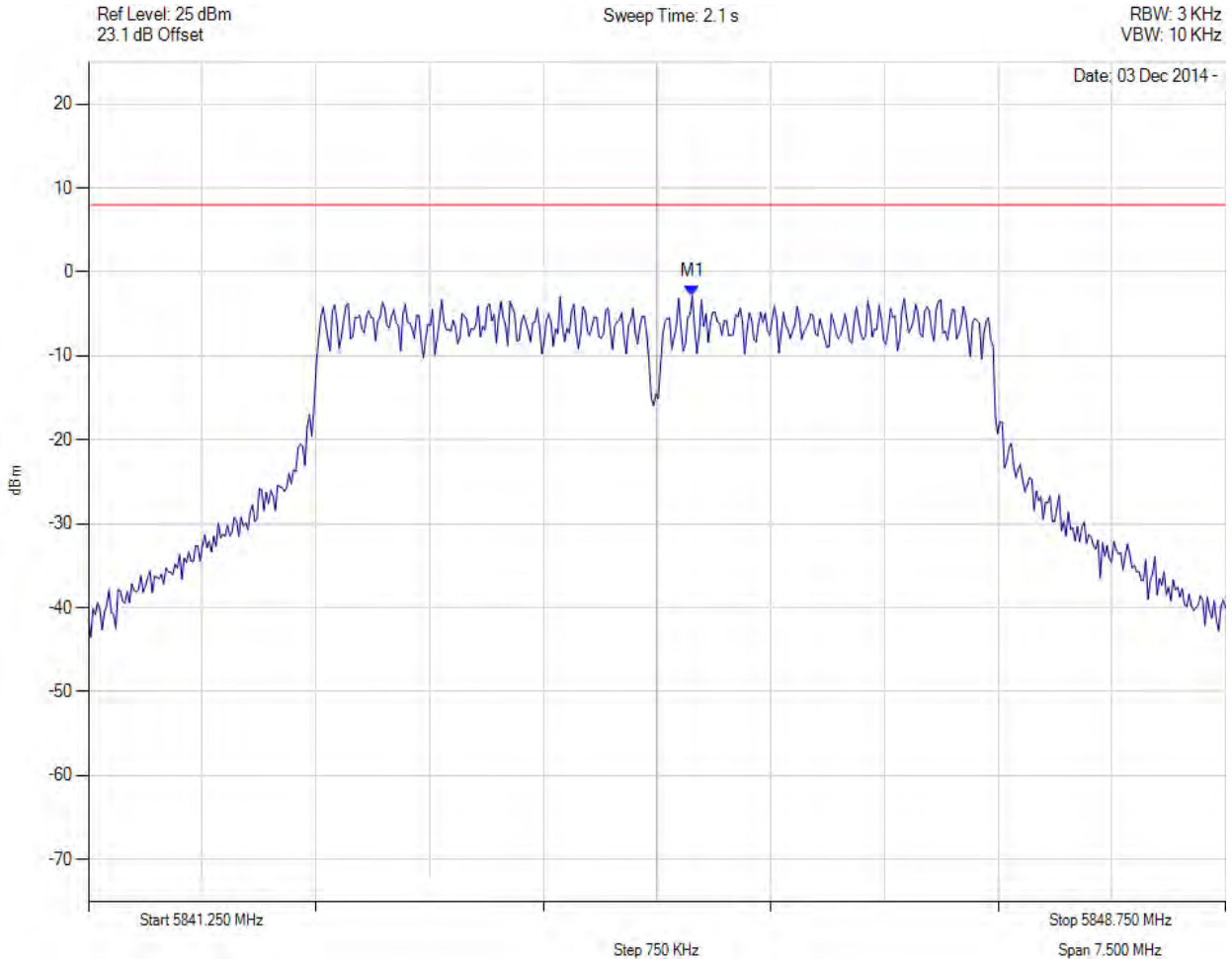
Analyser Setup	Marker:Frequency:Amplitude	Test Results
Detector = MAX PEAK Sweep Count = 0 RF Atten (dB) = 20 Trace Mode = CLR/WRITE	M1 : 5845.293 MHz : -6.063 dBm	Limit: ≤ 4.990 dBm

[Back to Matrix](#)

This test report may be reproduced in full only. The document may only be updated by MiCOM Labs personnel. Any changes will be noted in the Document History section of the report.

POWER SPECTRAL DENSITY

Variant: 5 MHz, Channel: 5845.00 MHz, SUM, Temp: Ambient, Voltage: 55 Vdc



Analyser Setup	Marker:Frequency:Amplitude	Test Results
Detector = MAX PEAK Sweep Count = 0 RF Atten (dB) = 20 Trace Mode = CLR/WRITE	M1 : 5845.200 MHz : -2.811 dBm M1 + DCCF : 5845.200 MHz : -2.634 dBm Duty Cycle Correction Factor : +0.18 dB	Limit: ≤ 8.0 dBm Margin: -10.6 dB

[Back to Matrix](#)

This test report may be reproduced in full only. The document may only be updated by MiCOM Labs personnel. Any changes will be noted in the Document History section of the report.

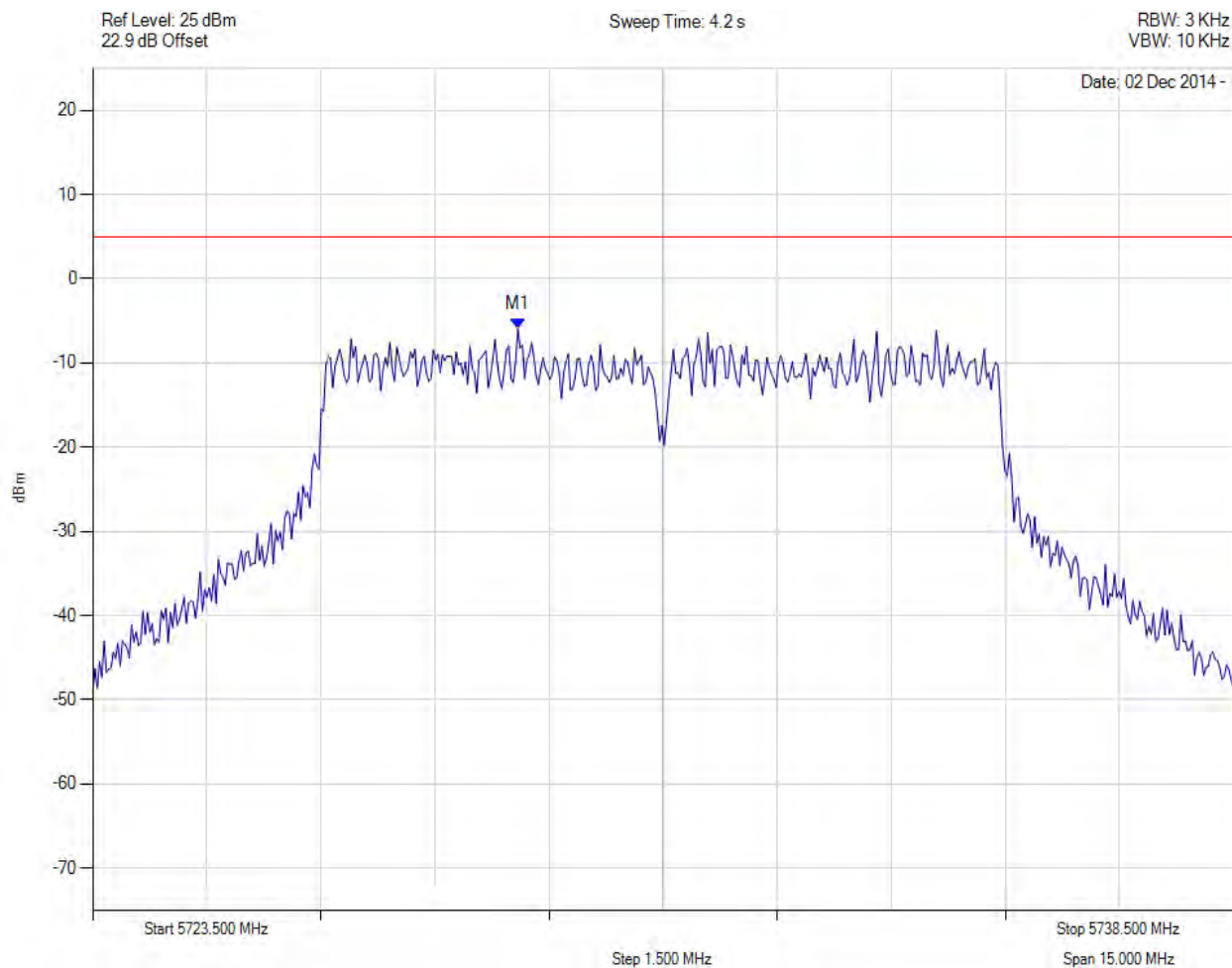


Title: RADWIN Ltd. AP0158770 Wireless Module
To: FCC 47 CFR Part 15.247
Serial #: RDWN40-U3 Rev A
Issue Date: 23rd March 2016
Page: 201 of 282



POWER SPECTRAL DENSITY

Variant: 10 MHz, Channel: 5731.00 MHz, Chain a, Temp: Ambient, Voltage: 55 Vdc



Analyser Setup	Marker:Frequency:Amplitude	Test Results
Detector = MAX PEAK Sweep Count = 0 RF Atten (dB) = 20 Trace Mode = CLR/WRITE	M1 : 5729.091 MHz : -5.970 dBm	Limit: ≤ 4.990 dBm

[Back to Matrix](#)

This test report may be reproduced in full only. The document may only be updated by MiCOM Labs personnel. Any changes will be noted in the Document History section of the report.

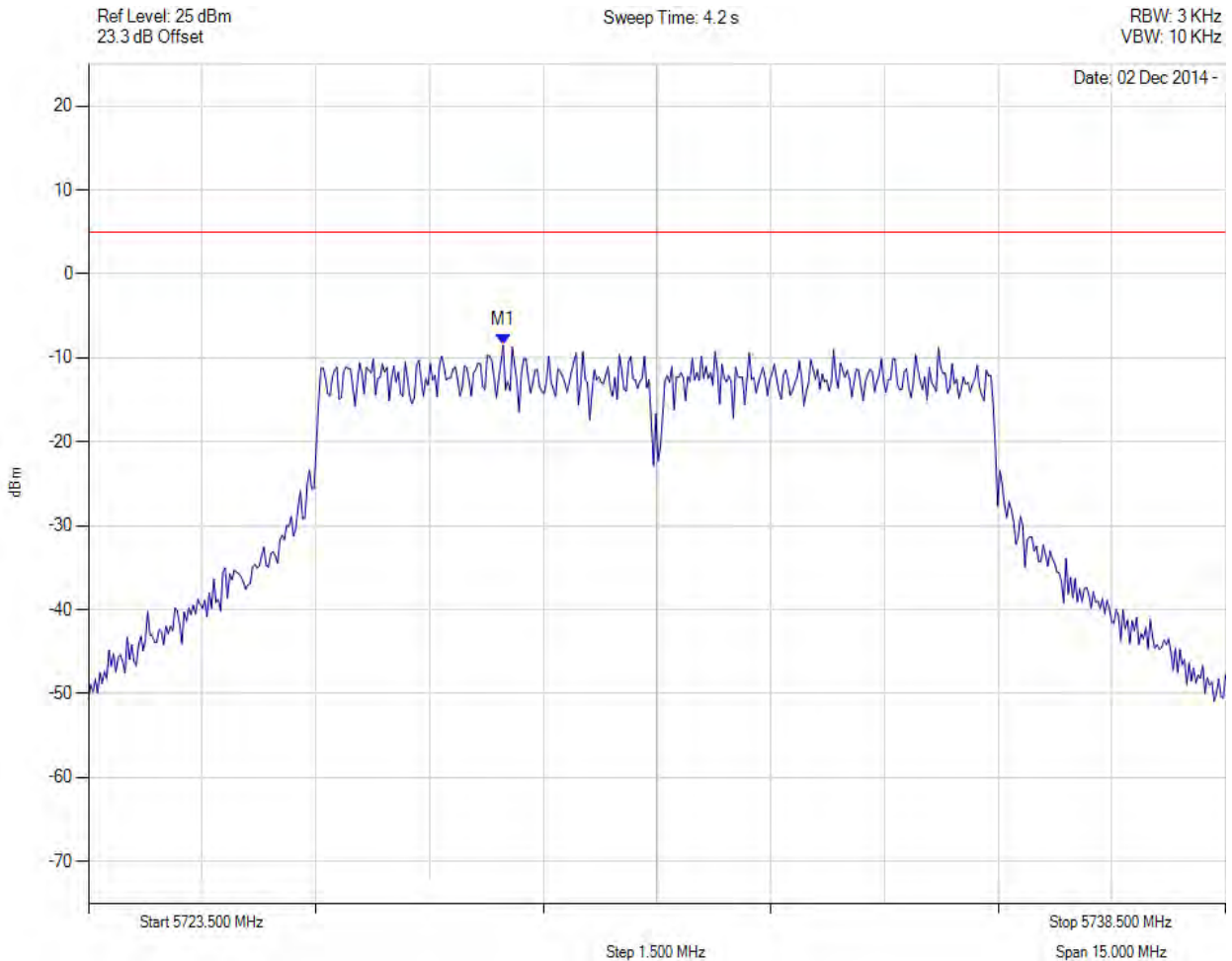


Title: RADWIN Ltd. AP0158770 Wireless Module
To: FCC 47 CFR Part 15.247
Serial #: RDWN40-U3 Rev A
Issue Date: 23rd March 2016
Page: 202 of 282



POWER SPECTRAL DENSITY

Variant: 10 MHz, Channel: 5731.00 MHz, Chain b, Temp: Ambient, Voltage: 55 Vdc



Analyser Setup	Marker:Frequency:Amplitude	Test Results
Detector = MAX PEAK Sweep Count = 0 RF Atten (dB) = 20 Trace Mode = CLR/WRITE	M1 : 5728.971 MHz : -8.480 dBm	Limit: ≤ 4.990 dBm

[Back to Matrix](#)

This test report may be reproduced in full only. The document may only be updated by MiCOM Labs personnel. Any changes will be noted in the Document History section of the report.

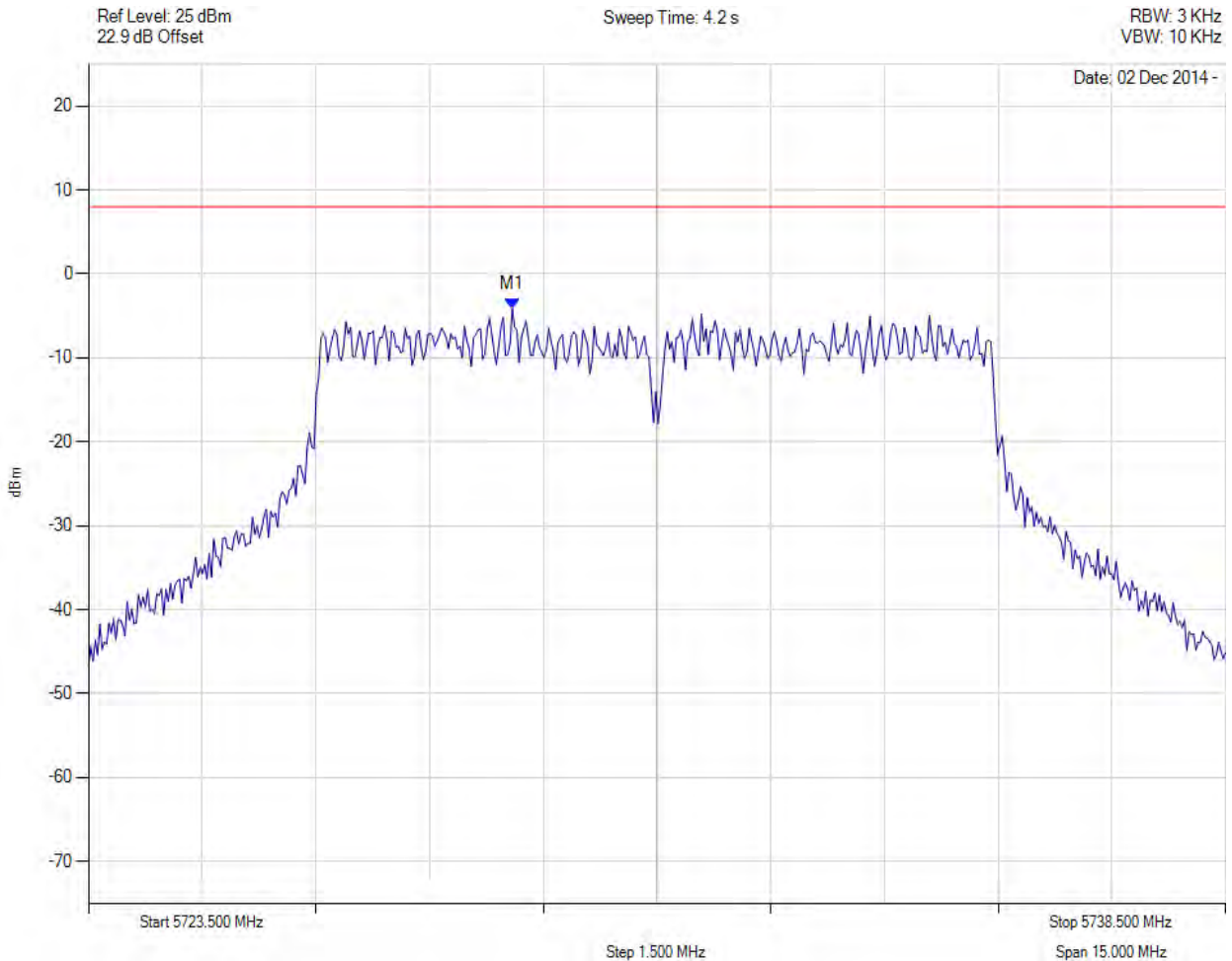


Title: RADWIN Ltd. AP0158770 Wireless Module
To: FCC 47 CFR Part 15.247
Serial #: RDWN40-U3 Rev A
Issue Date: 23rd March 2016
Page: 203 of 282



POWER SPECTRAL DENSITY

Variant: 10 MHz, Channel: 5731.00 MHz, SUM, Temp: Ambient, Voltage: 55 Vdc



Analyser Setup	Marker:Frequency:Amplitude	Test Results
Detector = MAX PEAK Sweep Count = 0 RF Atten (dB) = 20 Trace Mode = CLR/WRITE	M1 : 5729.100 MHz : -4.108 dBm M1 + DCCF : 5729.100 MHz : -3.839 dBm Duty Cycle Correction Factor : +0.27 dB	Limit: ≤ 8.0 dBm Margin: -11.8 dB

[Back to Matrix](#)

This test report may be reproduced in full only. The document may only be updated by MiCOM Labs personnel. Any changes will be noted in the Document History section of the report.

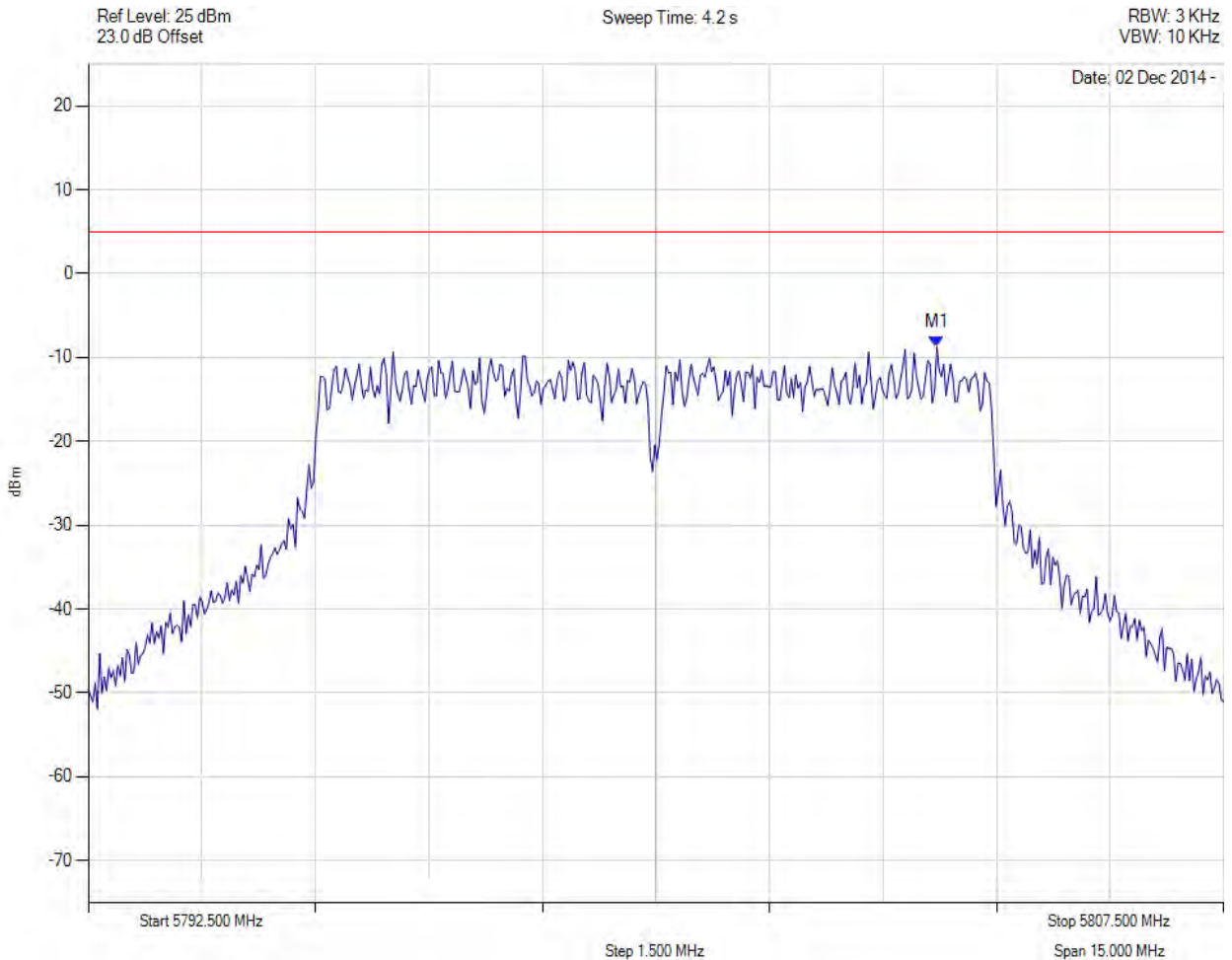


Title: RADWIN Ltd. AP0158770 Wireless Module
To: FCC 47 CFR Part 15.247
Serial #: RDWN40-U3 Rev A
Issue Date: 23rd March 2016
Page: 204 of 282



POWER SPECTRAL DENSITY

Variant: 10 MHz, Channel: 5800.00 MHz, Chain a, Temp: Ambient, Voltage: 55 Vdc



Analyser Setup	Marker:Frequency:Amplitude	Test Results
Detector = MAX PEAK Sweep Count = 0 RF Atten (dB) = 20 Trace Mode = CLR/WRITE	M1 : 5803.712 MHz : -8.750 dBm	Limit: ≤ 4.990 dBm

[Back to Matrix](#)

This test report may be reproduced in full only. The document may only be updated by MiCOM Labs personnel. Any changes will be noted in the Document History section of the report.

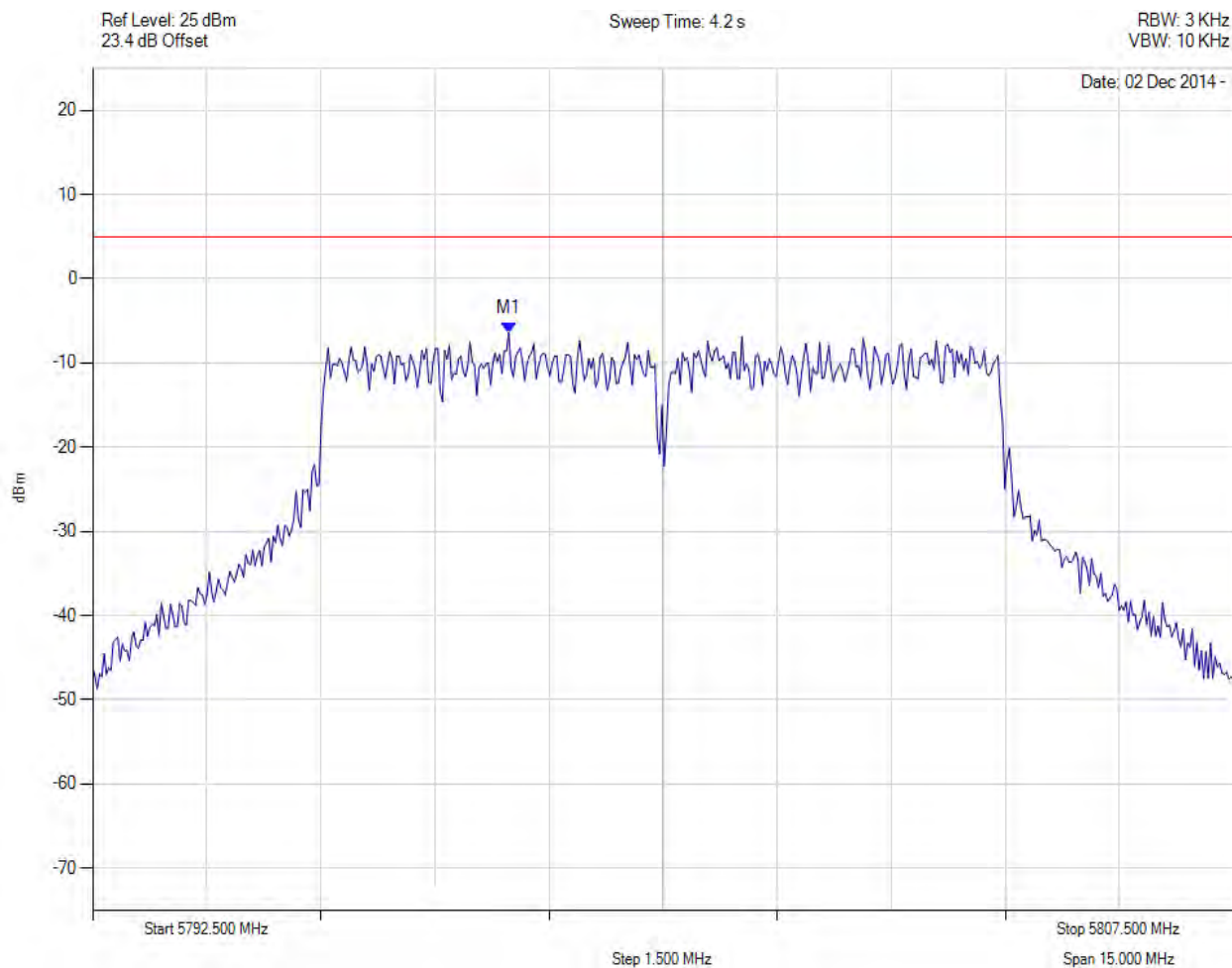


Title: RADWIN Ltd. AP0158770 Wireless Module
To: FCC 47 CFR Part 15.247
Serial #: RDWN40-U3 Rev A
Issue Date: 23rd March 2016
Page: 205 of 282



POWER SPECTRAL DENSITY

Variant: 10 MHz, Channel: 5800.00 MHz, Chain b, Temp: Ambient, Voltage: 55 Vdc



Analyser Setup	Marker:Frequency:Amplitude	Test Results
Detector = MAX PEAK Sweep Count = 0 RF Atten (dB) = 20 Trace Mode = CLR/WRITE	M1 : 5797.971 MHz : -6.425 dBm	Limit: ≤ 4.990 dBm

[Back to Matrix](#)

This test report may be reproduced in full only. The document may only be updated by MiCOM Labs personnel. Any changes will be noted in the Document History section of the report.

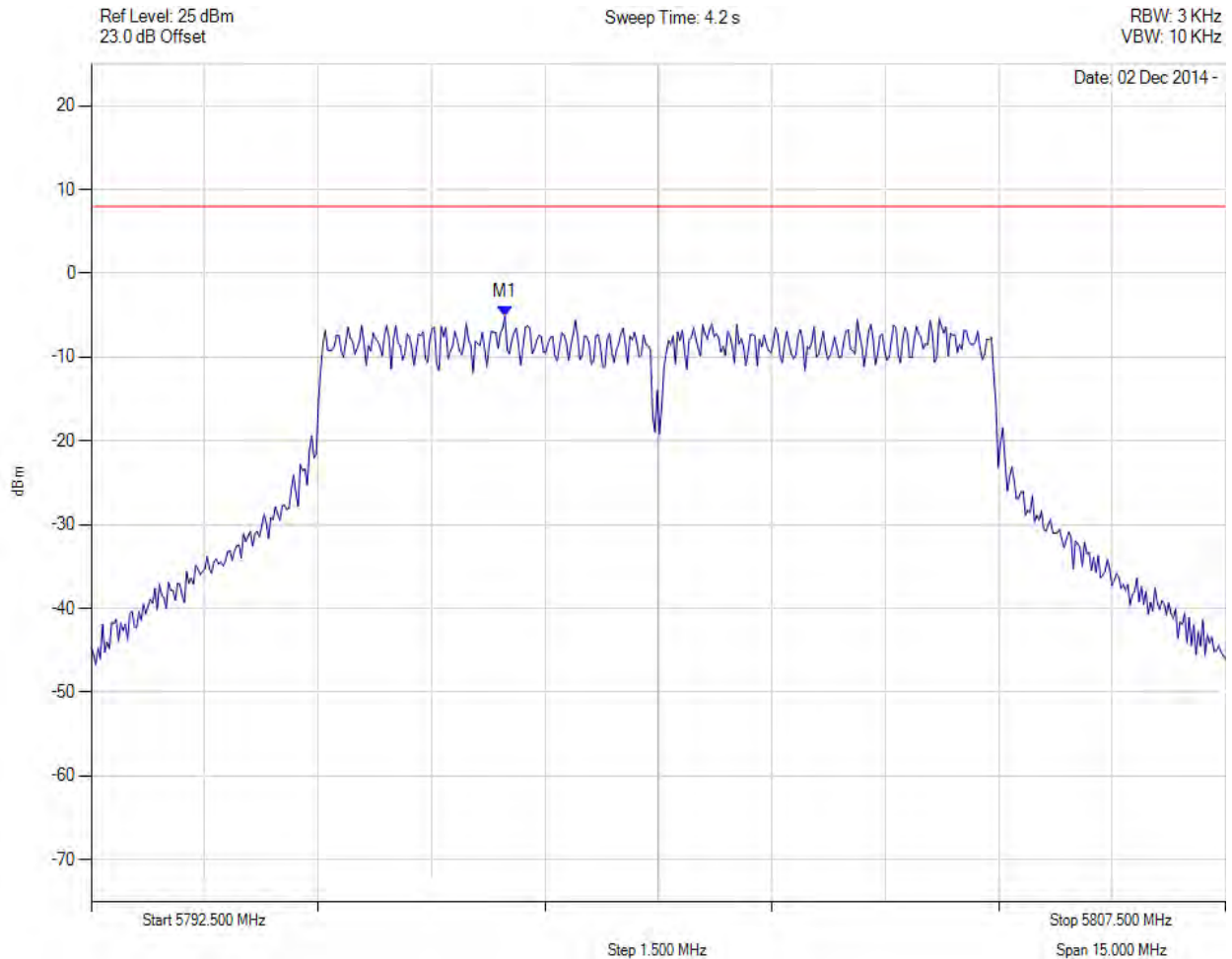


Title: RADWIN Ltd. AP0158770 Wireless Module
To: FCC 47 CFR Part 15.247
Serial #: RDWN40-U3 Rev A
Issue Date: 23rd March 2016
Page: 206 of 282



POWER SPECTRAL DENSITY

Variant: 10 MHz, Channel: 5800.00 MHz, SUM, Temp: Ambient, Voltage: 55 Vdc



Analyser Setup	Marker:Frequency:Amplitude	Test Results
Detector = MAX PEAK Sweep Count = 0 RF Atten (dB) = 20 Trace Mode = CLR/WRITE	M1 : 5798.000 MHz : -5.114 dBm M1 + DCCF : 5798.000 MHz : -4.845 dBm Duty Cycle Correction Factor : +0.27 dB	Limit: ≤ 8.0 dBm Margin: -12.9 dB

[Back to Matrix](#)

This test report may be reproduced in full only. The document may only be updated by MiCOM Labs personnel. Any changes will be noted in the Document History section of the report.

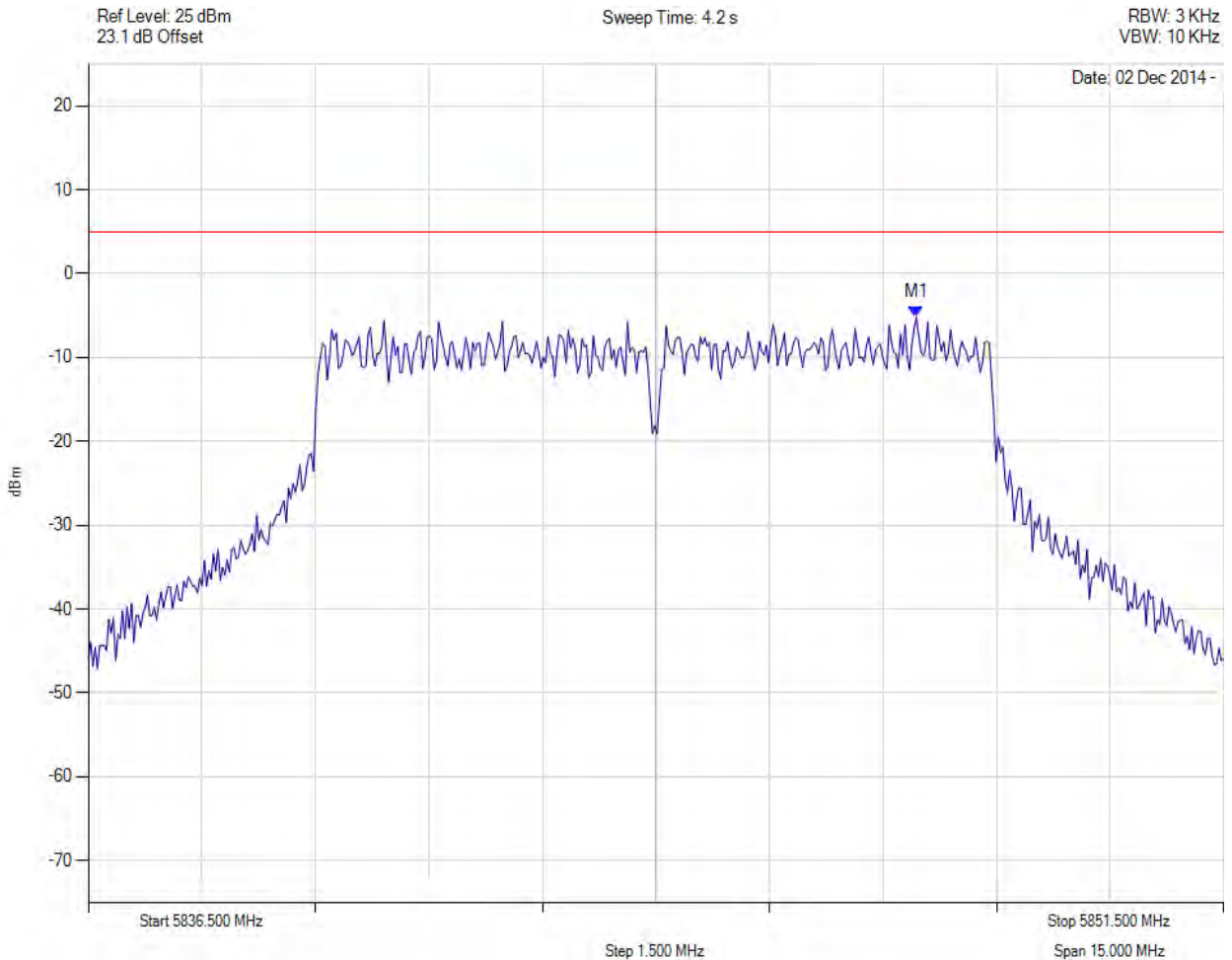


Title: RADWIN Ltd. AP0158770 Wireless Module
To: FCC 47 CFR Part 15.247
Serial #: RDWN40-U3 Rev A
Issue Date: 23rd March 2016
Page: 207 of 282



POWER SPECTRAL DENSITY

Variant: 10 MHz, Channel: 5844.00 MHz, Chain a, Temp: Ambient, Voltage: 55 Vdc



Analyser Setup	Marker:Frequency:Amplitude	Test Results
Detector = MAX PEAK Sweep Count = 0 RF Atten (dB) = 20 Trace Mode = CLR/WRITE	M1 : 5847.442 MHz : -5.177 dBm	Limit: ≤ 4.990 dBm

[Back to Matrix](#)

This test report may be reproduced in full only. The document may only be updated by MiCOM Labs personnel. Any changes will be noted in the Document History section of the report.

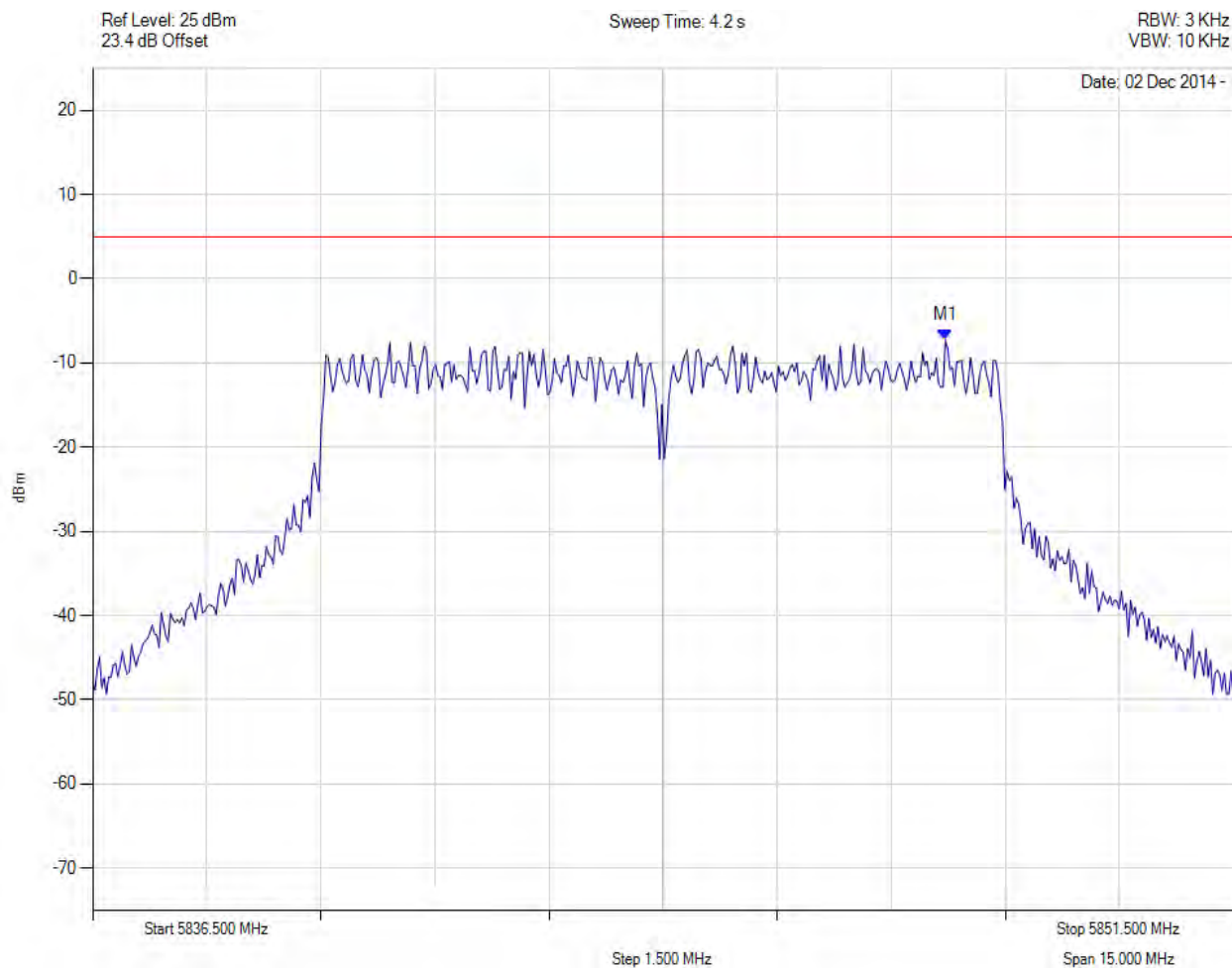


Title: RADWIN Ltd. AP0158770 Wireless Module
To: FCC 47 CFR Part 15.247
Serial #: RDWN40-U3 Rev A
Issue Date: 23rd March 2016
Page: 208 of 282



POWER SPECTRAL DENSITY

Variant: 10 MHz, Channel: 5844.00 MHz, Chain b, Temp: Ambient, Voltage: 55 Vdc



Analyser Setup	Marker:Frequency:Amplitude	Test Results
Detector = MAX PEAK Sweep Count = 0 RF Atten (dB) = 20 Trace Mode = CLR/WRITE	M1 : 5847.712 MHz : -7.292 dBm	Limit: ≤ 4.990 dBm

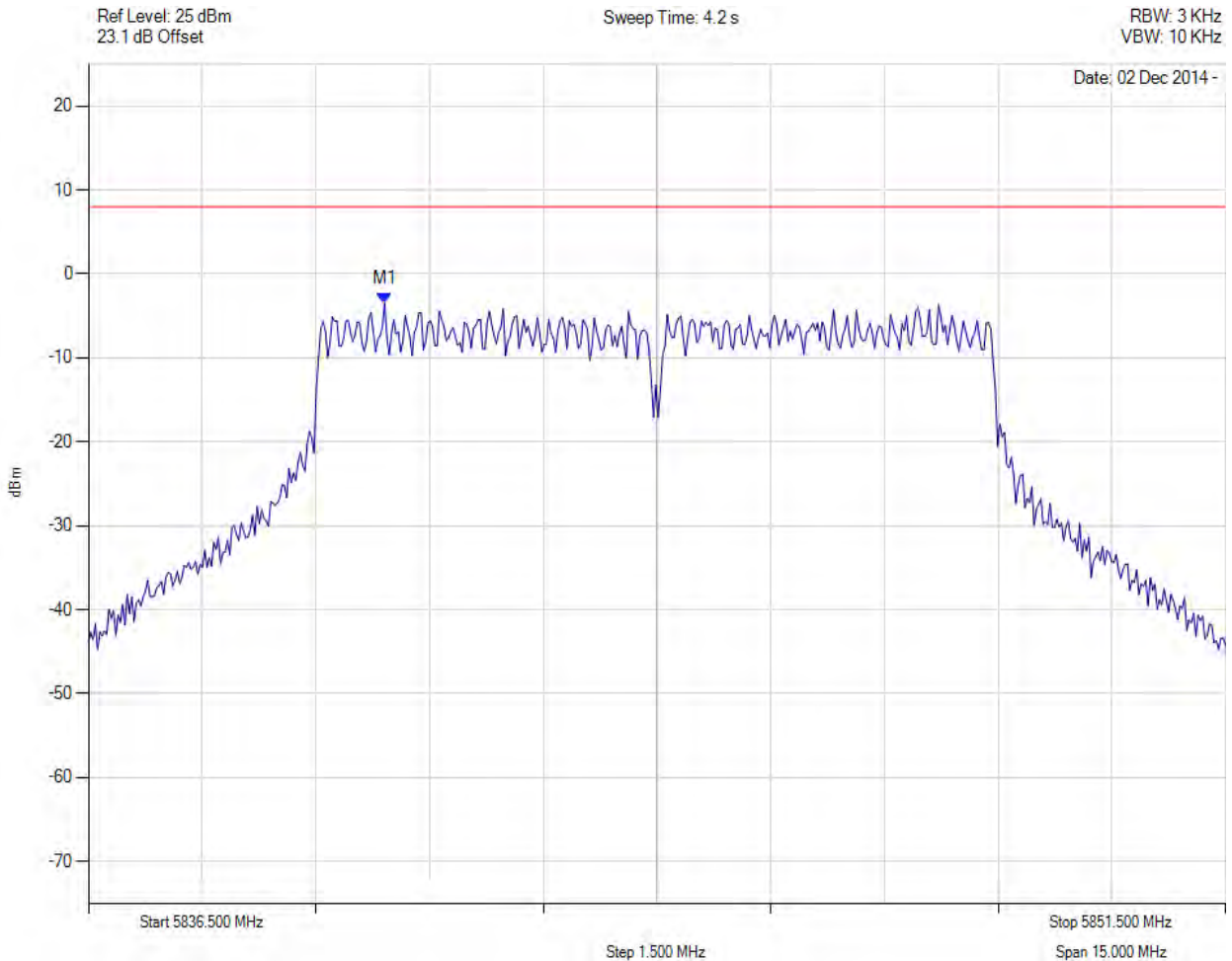
[Back to Matrix](#)

This test report may be reproduced in full only. The document may only be updated by MiCOM Labs personnel. Any changes will be noted in the Document History section of the report.



POWER SPECTRAL DENSITY

Variant: 10 MHz, Channel: 5844.00 MHz, SUM, Temp: Ambient, Voltage: 55 Vdc



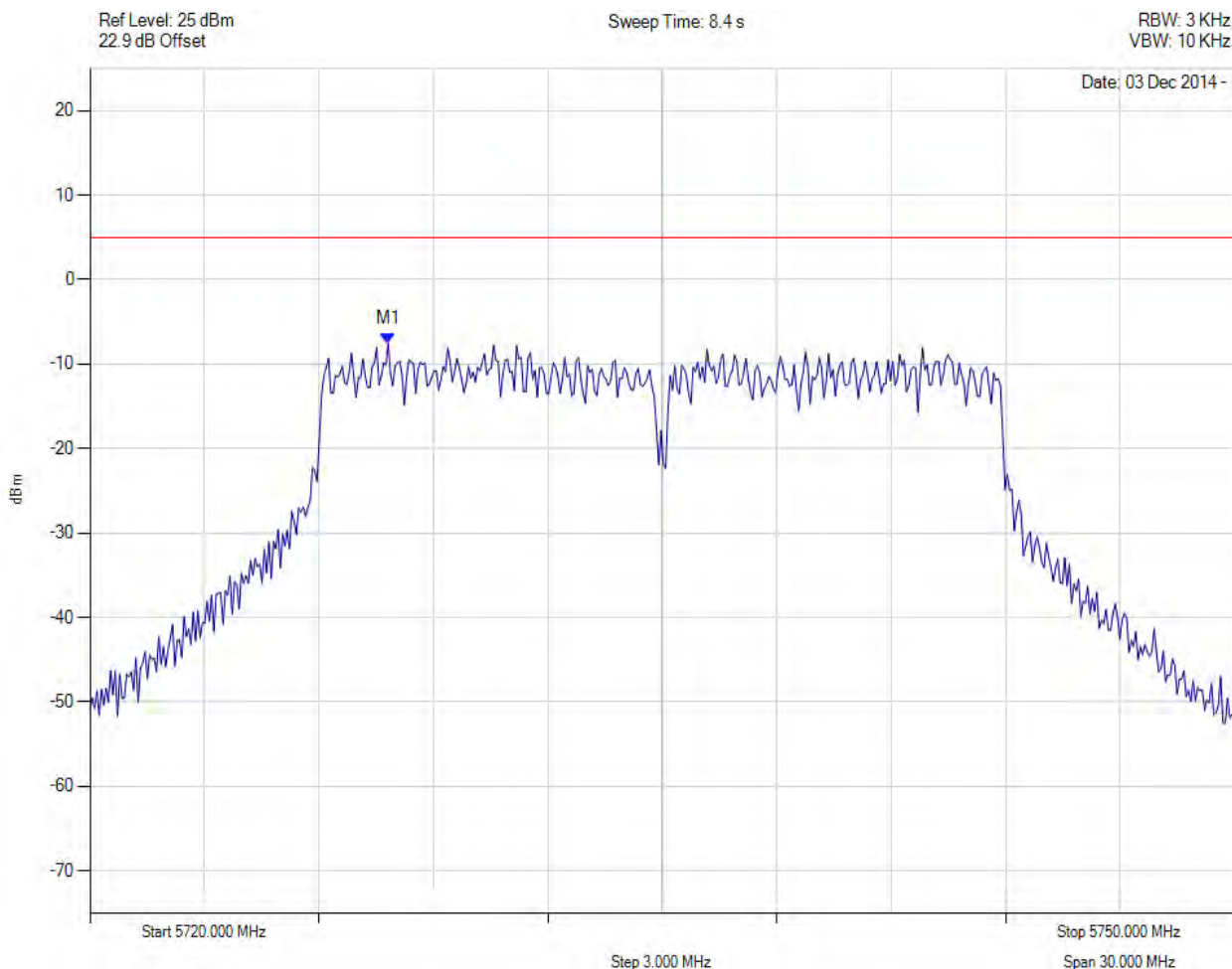
Analyser Setup	Marker:Frequency:Amplitude	Test Results
Detector = MAX PEAK Sweep Count = 0 RF Atten (dB) = 20 Trace Mode = CLR/WRITE	M1 : 5840.400 MHz : -3.507 dBm M1 + DCCF : 5840.400 MHz : -3.238 dBm Duty Cycle Correction Factor : +0.27 dB	Limit: ≤ 8.0 dBm Margin: -11.2 dB

[Back to Matrix](#)

This test report may be reproduced in full only. The document may only be updated by MiCOM Labs personnel. Any changes will be noted in the Document History section of the report.

POWER SPECTRAL DENSITY

Variant: 20 MHz, Channel: 5735.00 MHz, Chain a, Temp: Ambient, Voltage: 55 Vdc



Analyser Setup	Marker:Frequency:Amplitude	Test Results
Detector = MAX PEAK Sweep Count = 0 RF Atten (dB) = 20 Trace Mode = CLR/WRITE	M1 : 5727.816 MHz : -7.560 dBm	Limit: ≤ 4.990 dBm

[Back to Matrix](#)

This test report may be reproduced in full only. The document may only be updated by MiCOM Labs personnel. Any changes will be noted in the Document History section of the report.

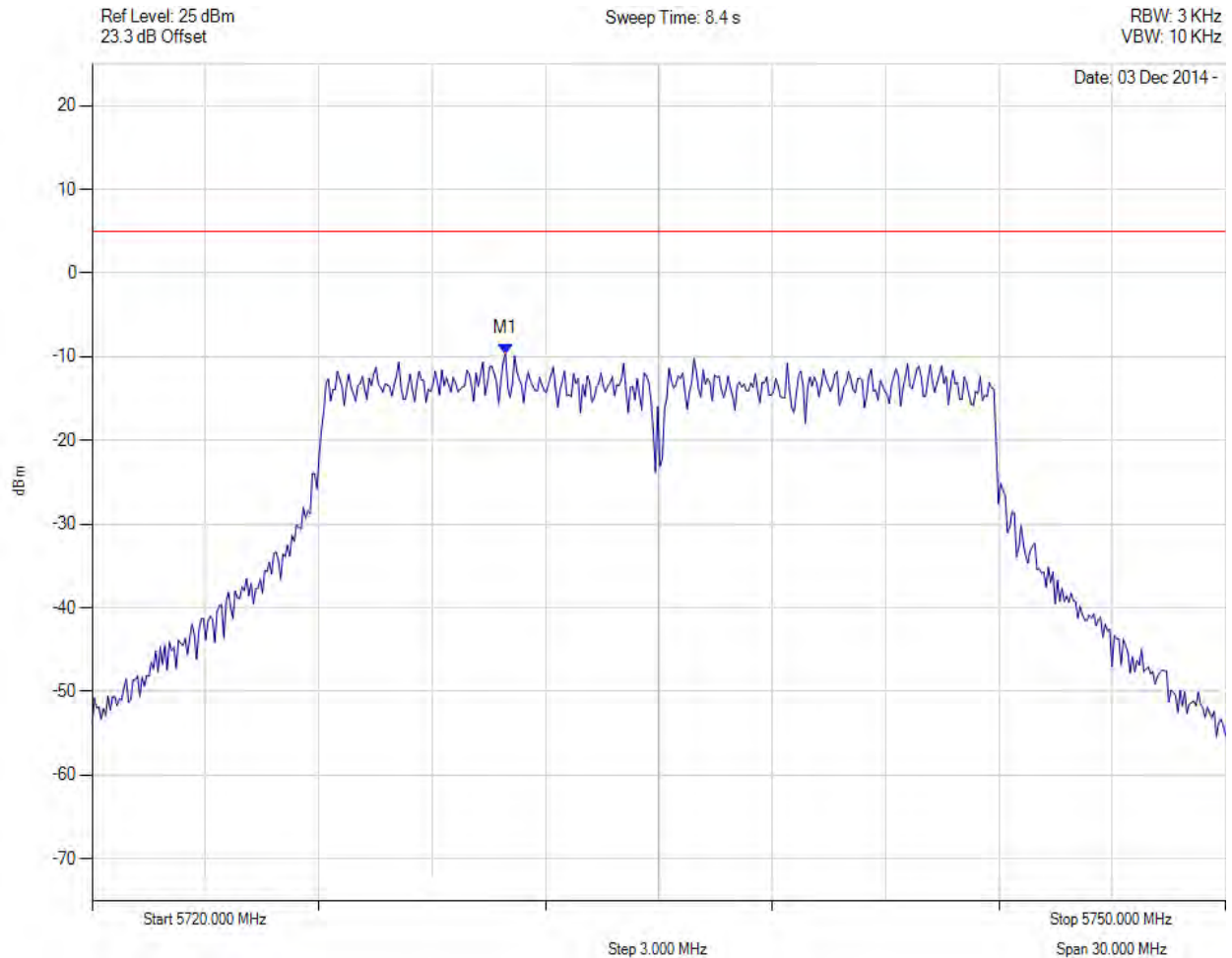


Title: RADWIN Ltd. AP0158770 Wireless Module
To: FCC 47 CFR Part 15.247
Serial #: RDWN40-U3 Rev A
Issue Date: 23rd March 2016
Page: 211 of 282



POWER SPECTRAL DENSITY

Variant: 20 MHz, Channel: 5735.00 MHz, Chain b, Temp: Ambient, Voltage: 55 Vdc



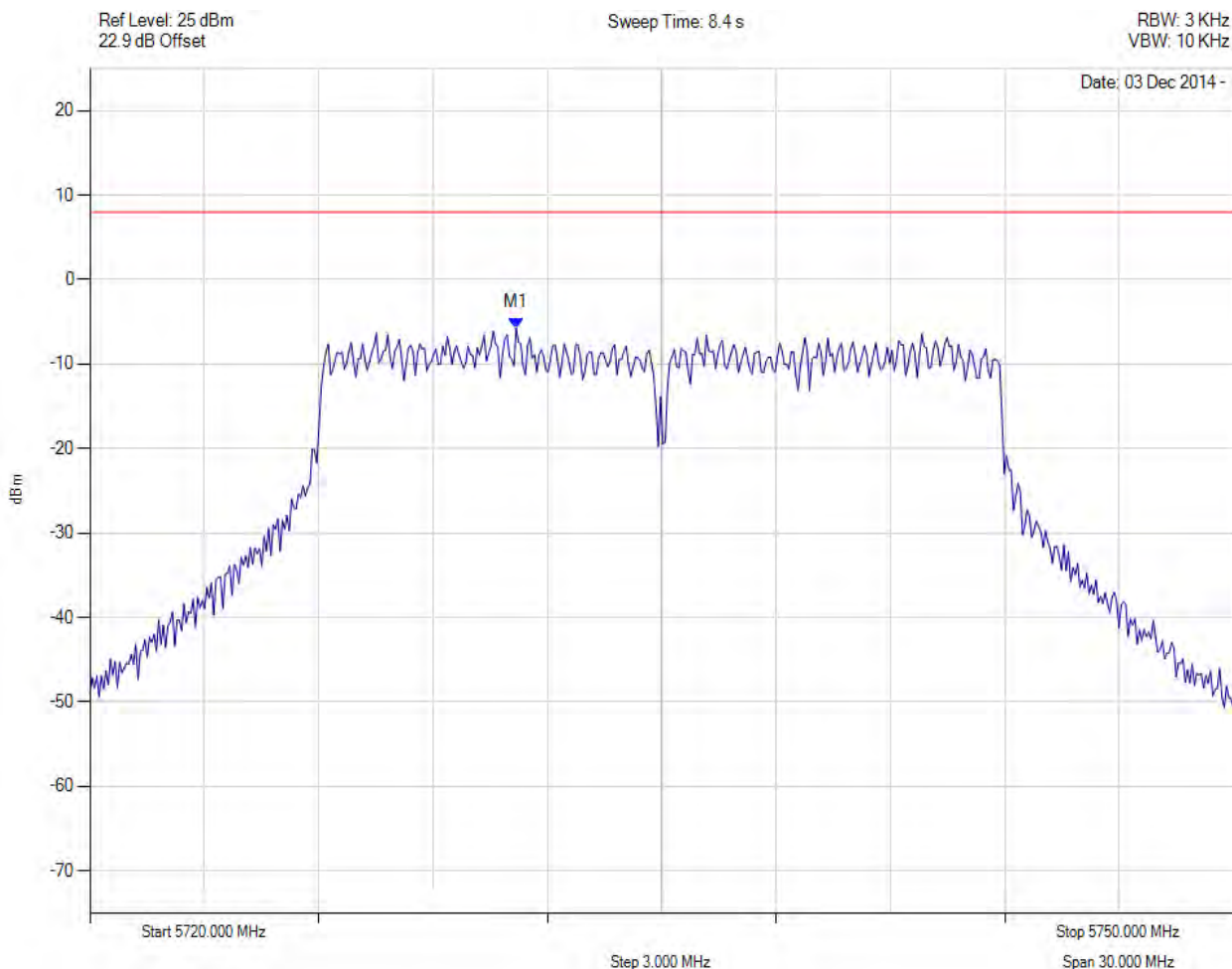
Analyser Setup	Marker:Frequency:Amplitude	Test Results
Detector = MAX PEAK Sweep Count = 0 RF Atten (dB) = 20 Trace Mode = CLR/WRITE	M1 : 5730.942 MHz : -9.625 dBm	Limit: ≤ 4.990 dBm

[Back to Matrix](#)

This test report may be reproduced in full only. The document may only be updated by MiCOM Labs personnel. Any changes will be noted in the Document History section of the report.

POWER SPECTRAL DENSITY

Variant: 20 MHz, Channel: 5735.00 MHz, SUM, Temp: Ambient, Voltage: 55 Vdc



Analyser Setup	Marker:Frequency:Amplitude	Test Results
Detector = MAX PEAK Sweep Count = 0 RF Atten (dB) = 20 Trace Mode = CLR/WRITE	M1 : 5731.200 MHz : -5.727 dBm M1 + DCCF : 5731.200 MHz : -5.365 dBm Duty Cycle Correction Factor : +0.36 dB	Limit: ≤ 8.0 dBm Margin: -13.4 dB

[Back to Matrix](#)

This test report may be reproduced in full only. The document may only be updated by MiCOM Labs personnel. Any changes will be noted in the Document History section of the report.

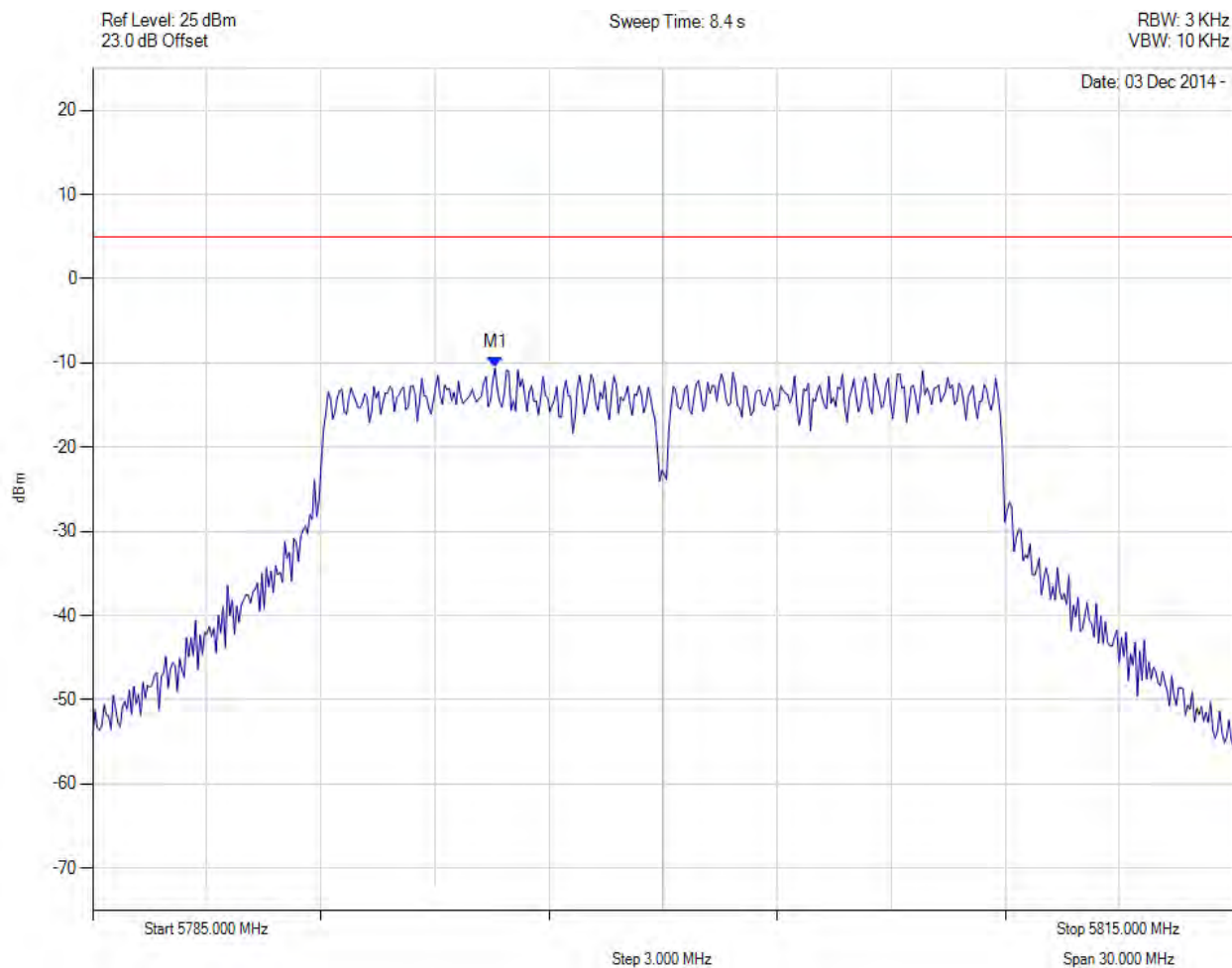


Title: RADWIN Ltd. AP0158770 Wireless Module
To: FCC 47 CFR Part 15.247
Serial #: RDWN40-U3 Rev A
Issue Date: 23rd March 2016
Page: 213 of 282



POWER SPECTRAL DENSITY

Variant: 20 MHz, Channel: 5800.00 MHz, Chain a, Temp: Ambient, Voltage: 55 Vdc



Analyser Setup	Marker:Frequency:Amplitude	Test Results
Detector = MAX PEAK Sweep Count = 0 RF Atten (dB) = 20 Trace Mode = CLR/WRITE	M1 : 5795.581 MHz : -10.574 dBm	Limit: ≤ 4.990 dBm

[Back to Matrix](#)

This test report may be reproduced in full only. The document may only be updated by MiCOM Labs personnel. Any changes will be noted in the Document History section of the report.

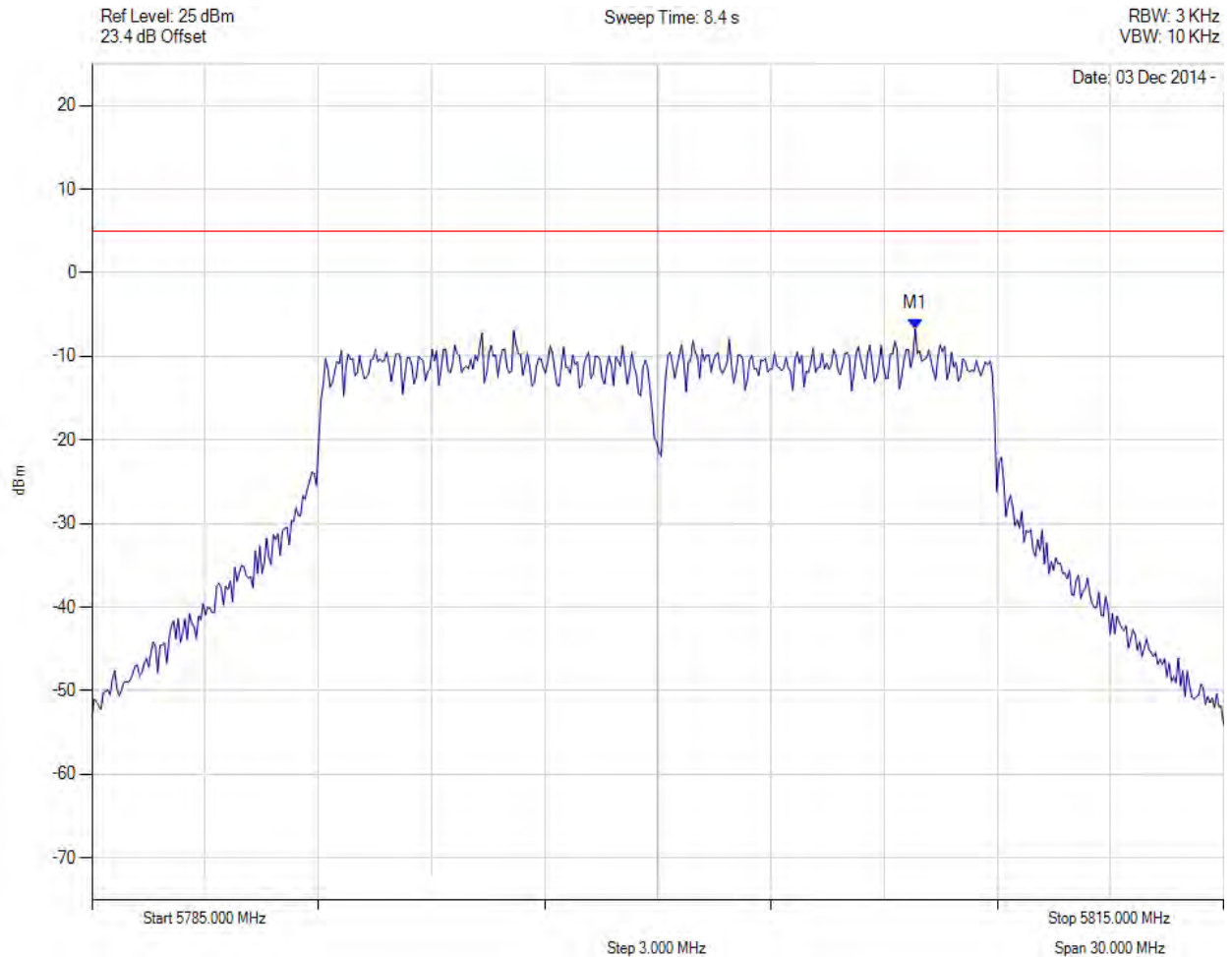


Title: RADWIN Ltd. AP0158770 Wireless Module
To: FCC 47 CFR Part 15.247
Serial #: RDWN40-U3 Rev A
Issue Date: 23rd March 2016
Page: 214 of 282



POWER SPECTRAL DENSITY

Variant: 20 MHz, Channel: 5800.00 MHz, Chain b, Temp: Ambient, Voltage: 55 Vdc



Analyser Setup	Marker:Frequency:Amplitude	Test Results
Detector = MAX PEAK Sweep Count = 0 RF Atten (dB) = 20 Trace Mode = CLR/WRITE	M1 : 5806.824 MHz : -6.700 dBm	Limit: ≤ 4.990 dBm

[Back to Matrix](#)

This test report may be reproduced in full only. The document may only be updated by MiCOM Labs personnel. Any changes will be noted in the Document History section of the report.

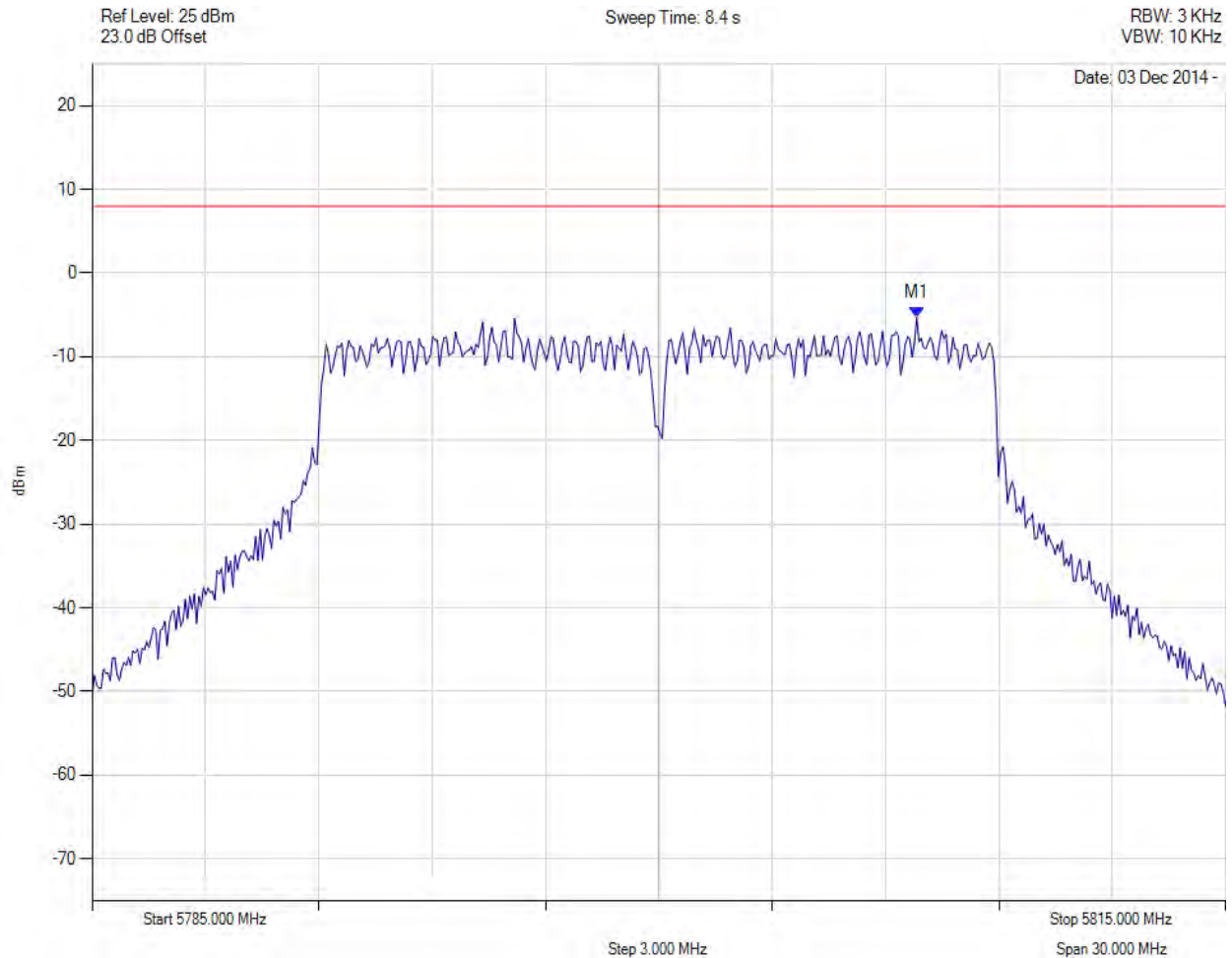


Title: RADWIN Ltd. AP0158770 Wireless Module
To: FCC 47 CFR Part 15.247
Serial #: RDWN40-U3 Rev A
Issue Date: 23rd March 2016
Page: 215 of 282



POWER SPECTRAL DENSITY

Variant: 20 MHz, Channel: 5800.00 MHz, SUM, Temp: Ambient, Voltage: 55 Vdc



Analyser Setup	Marker:Frequency:Amplitude	Test Results
Detector = MAX PEAK Sweep Count = 0 RF Atten (dB) = 20 Trace Mode = CLR/WRITE	M1 : 5806.800 MHz : -5.317 dBm M1 + DCCF : 5806.800 MHz : -4.955 dBm Duty Cycle Correction Factor : +0.36 dB	Limit: ≤ 8.0 dBm Margin: -13.0 dB

[Back to Matrix](#)

This test report may be reproduced in full only. The document may only be updated by MiCOM Labs personnel. Any changes will be noted in the Document History section of the report.

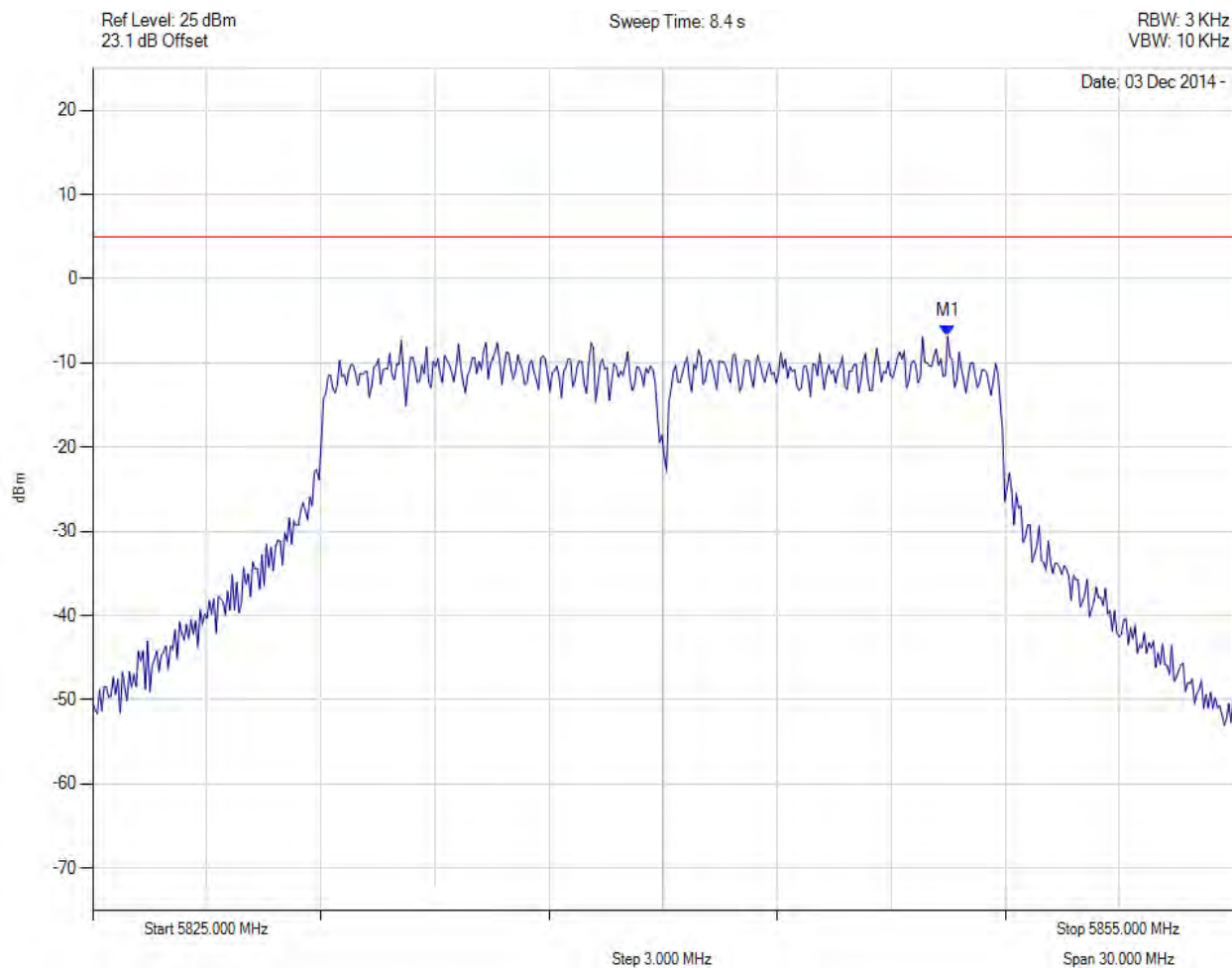


Title: RADWIN Ltd. AP0158770 Wireless Module
To: FCC 47 CFR Part 15.247
Serial #: RDWN40-U3 Rev A
Issue Date: 23rd March 2016
Page: 216 of 282



POWER SPECTRAL DENSITY

Variant: 20 MHz, Channel: 5840.00 MHz, Chain a, Temp: Ambient, Voltage: 55 Vdc



Analyser Setup	Marker:Frequency:Amplitude	Test Results
Detector = MAX PEAK Sweep Count = 0 RF Atten (dB) = 20 Trace Mode = CLR/WRITE	M1 : 5847.485 MHz : -6.855 dBm	Limit: ≤ 4.990 dBm

[Back to Matrix](#)

This test report may be reproduced in full only. The document may only be updated by MiCOM Labs personnel. Any changes will be noted in the Document History section of the report.

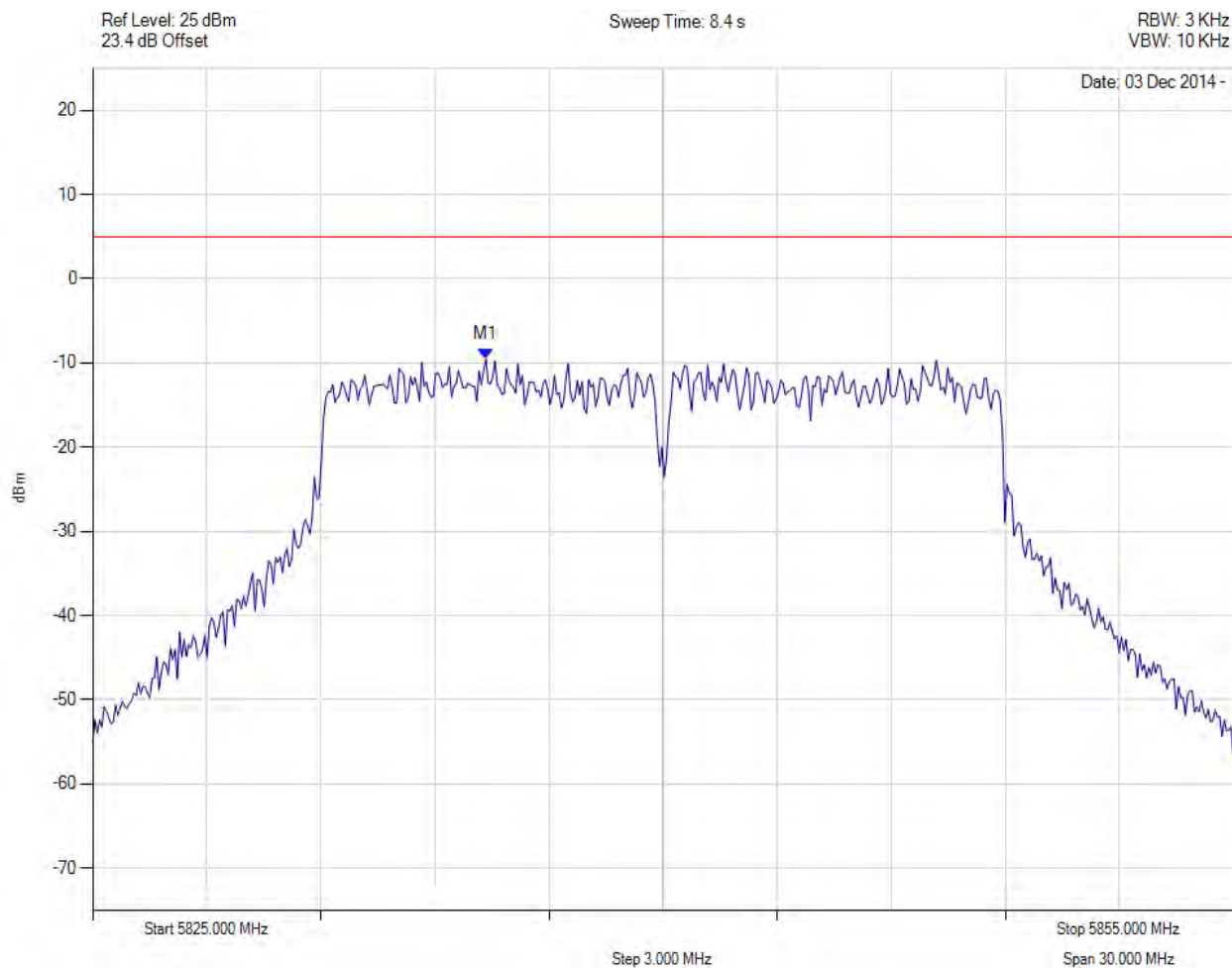


Title: RADWIN Ltd. AP0158770 Wireless Module
To: FCC 47 CFR Part 15.247
Serial #: RDWN40-U3 Rev A
Issue Date: 23rd March 2016
Page: 217 of 282



POWER SPECTRAL DENSITY

Variant: 20 MHz, Channel: 5840.00 MHz, Chain b, Temp: Ambient, Voltage: 55 Vdc



Analyser Setup	Marker:Frequency:Amplitude	Test Results
Detector = MAX PEAK Sweep Count = 0 RF Atten (dB) = 20 Trace Mode = CLR/WRITE	M1 : 5835.341 MHz : -9.545 dBm	Limit: ≤ 4.990 dBm

[Back to Matrix](#)

This test report may be reproduced in full only. The document may only be updated by MiCOM Labs personnel. Any changes will be noted in the Document History section of the report.

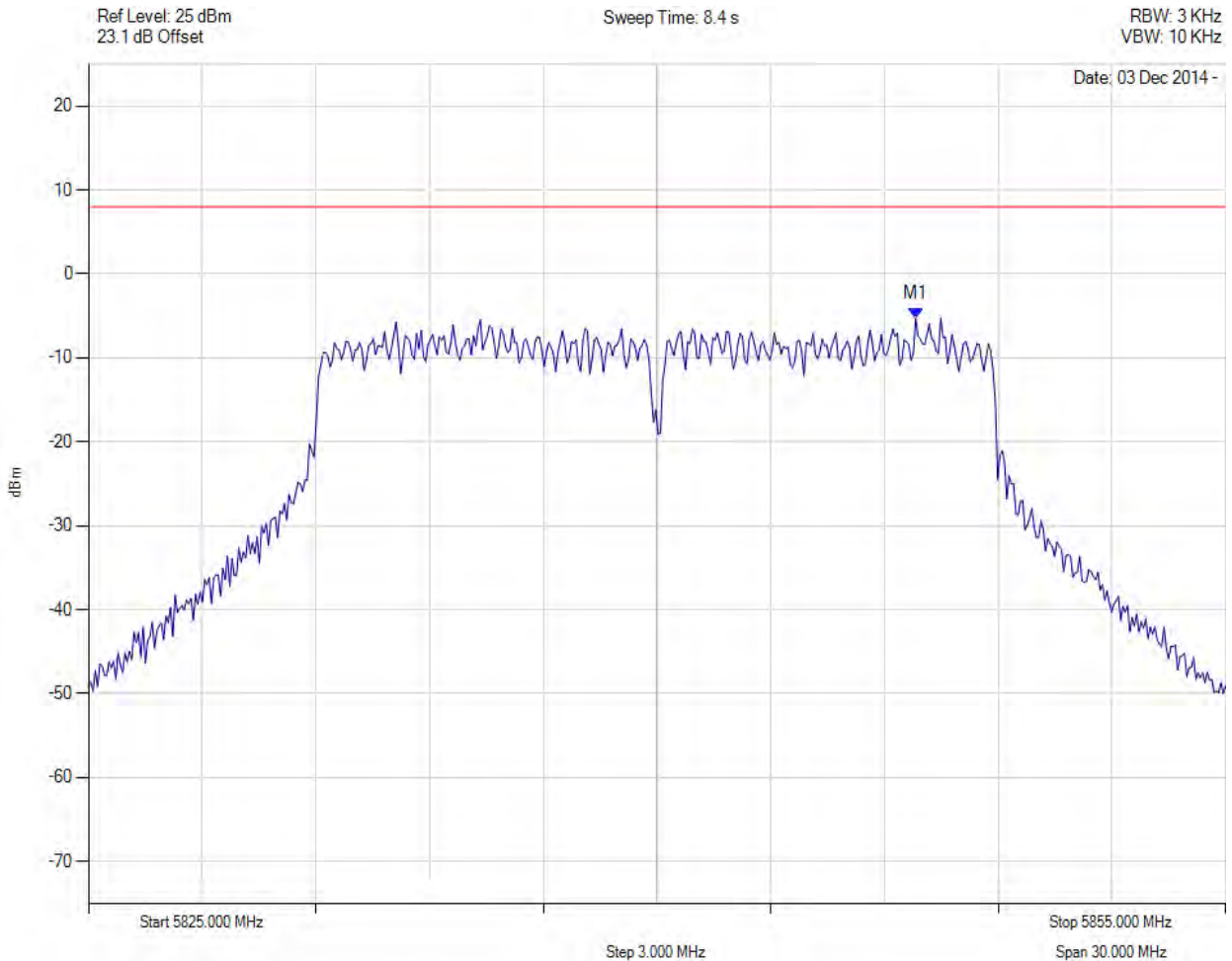


Title: RADWIN Ltd. AP0158770 Wireless Module
To: FCC 47 CFR Part 15.247
Serial #: RDWN40-U3 Rev A
Issue Date: 23rd March 2016
Page: 218 of 282



POWER SPECTRAL DENSITY

Variant: 20 MHz, Channel: 5840.00 MHz, SUM, Temp: Ambient, Voltage: 55 Vdc



Analyser Setup	Marker:Frequency:Amplitude	Test Results
Detector = MAX PEAK Sweep Count = 0 RF Atten (dB) = 20 Trace Mode = CLR/WRITE	M1 : 5846.800 MHz : -5.308 dBm M1 + DCCF : 5846.800 MHz : -4.946 dBm Duty Cycle Correction Factor : +0.36 dB	Limit: ≤ 8.0 dBm Margin: -13.0 dB

[Back to Matrix](#)

This test report may be reproduced in full only. The document may only be updated by MiCOM Labs personnel. Any changes will be noted in the Document History section of the report.

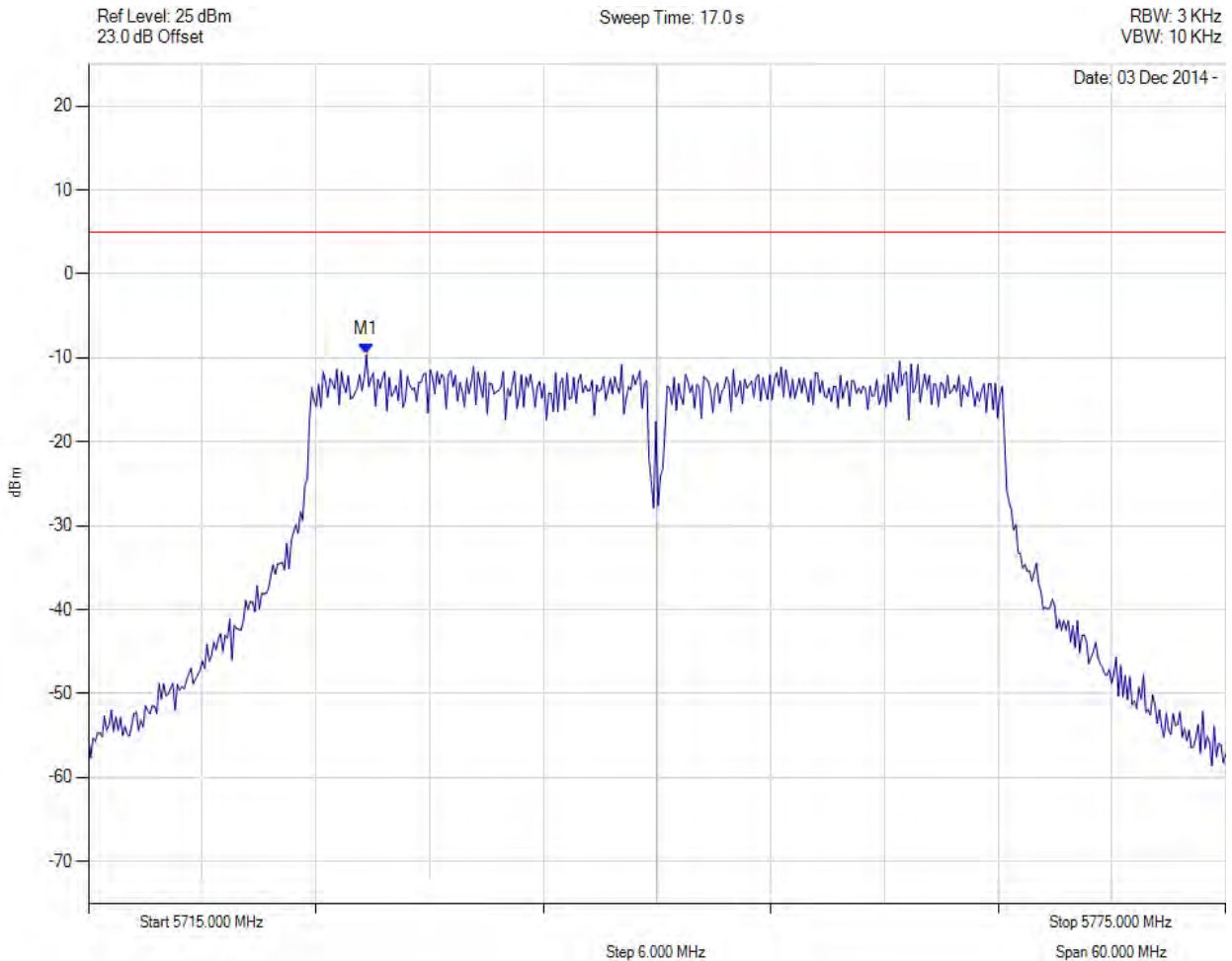


Title: RADWIN Ltd. AP0158770 Wireless Module
To: FCC 47 CFR Part 15.247
Serial #: RDWN40-U3 Rev A
Issue Date: 23rd March 2016
Page: 219 of 282



POWER SPECTRAL DENSITY

Variant: 40 MHz, Channel: 5745.00 MHz, Chain a, Temp: Ambient, Voltage: 55 Vdc



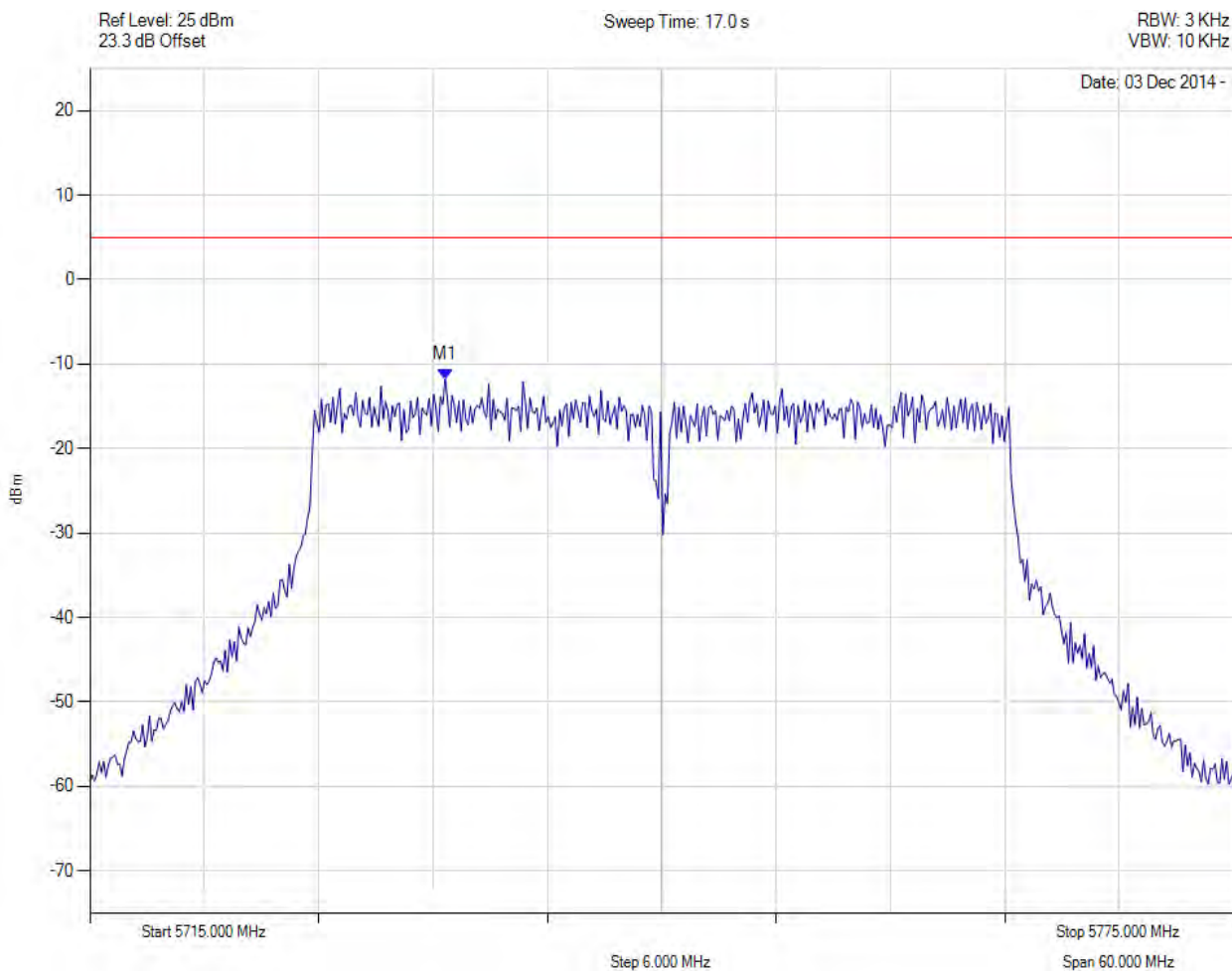
Analyser Setup	Marker:Frequency:Amplitude	Test Results
Detector = MAX PEAK Sweep Count = 0 RF Atten (dB) = 20 Trace Mode = CLR/WRITE	M1 : 5729.669 MHz : -9.622 dBm	Limit: ≤ 4.990 dBm

[Back to Matrix](#)

This test report may be reproduced in full only. The document may only be updated by MiCOM Labs personnel. Any changes will be noted in the Document History section of the report.

POWER SPECTRAL DENSITY

Variant: 40 MHz, Channel: 5745.00 MHz, Chain b, Temp: Ambient, Voltage: 55 Vdc



Analyser Setup	Marker:Frequency:Amplitude	Test Results
Detector = MAX PEAK Sweep Count = 0 RF Atten (dB) = 20 Trace Mode = CLR/WRITE	M1 : 5733.637 MHz : -11.786 dBm	Limit: ≤ 4.990 dBm

[Back to Matrix](#)

This test report may be reproduced in full only. The document may only be updated by MiCOM Labs personnel. Any changes will be noted in the Document History section of the report.

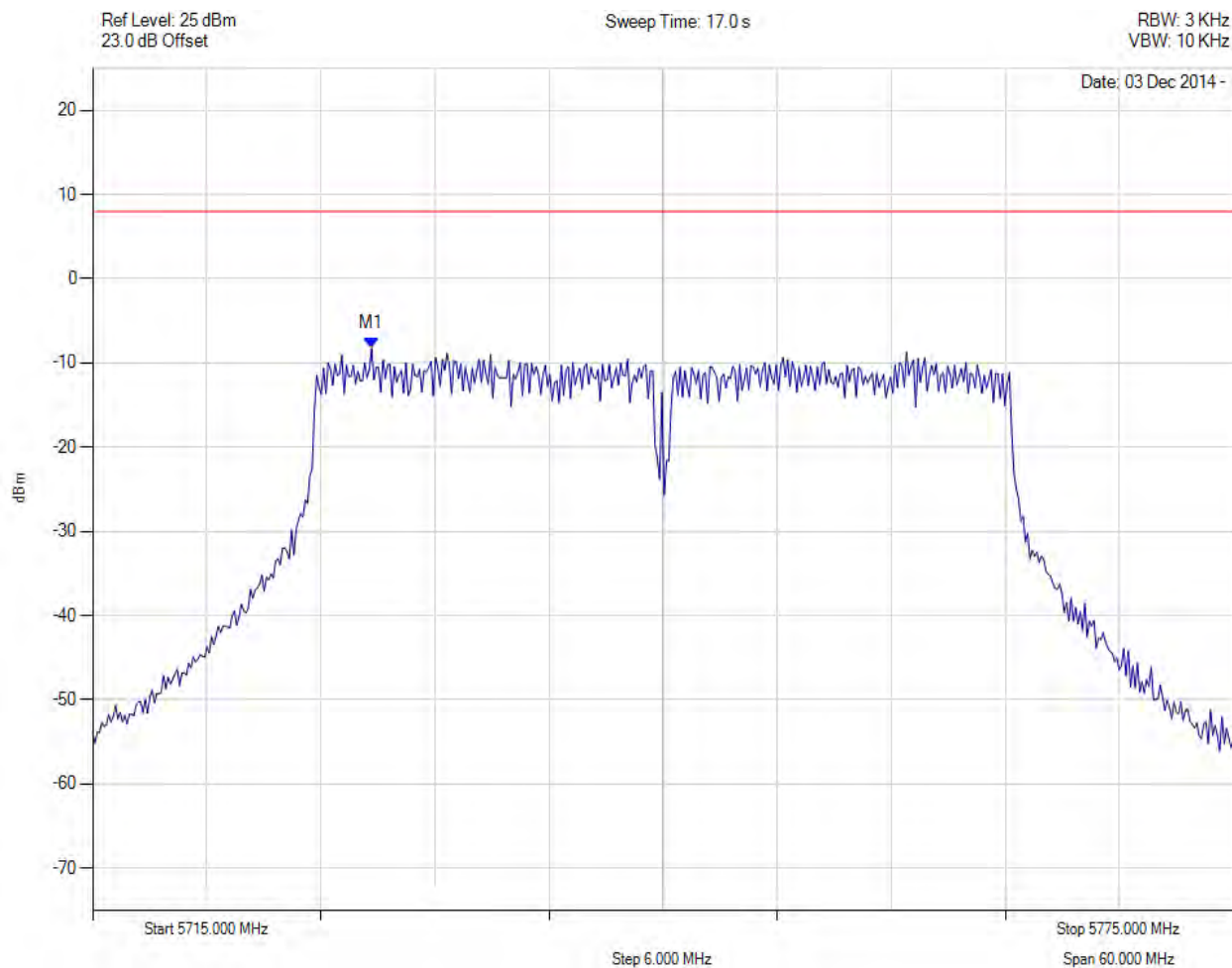


Title: RADWIN Ltd. AP0158770 Wireless Module
To: FCC 47 CFR Part 15.247
Serial #: RDWN40-U3 Rev A
Issue Date: 23rd March 2016
Page: 221 of 282



POWER SPECTRAL DENSITY

Variant: 40 MHz, Channel: 5745.00 MHz, SUM, Temp: Ambient, Voltage: 55 Vdc



Analyser Setup	Marker:Frequency:Amplitude	Test Results
Detector = MAX PEAK Sweep Count = 0 RF Atten (dB) = 20 Trace Mode = CLR/WRITE	M1 : 5729.700 MHz : -8.264 dBm M1 + DCCF : 5729.700 MHz : -7.654 dBm Duty Cycle Correction Factor : +0.61 dB	Limit: ≤ 8.0 dBm Margin: -15.7 dB

[Back to Matrix](#)

This test report may be reproduced in full only. The document may only be updated by MiCOM Labs personnel. Any changes will be noted in the Document History section of the report.

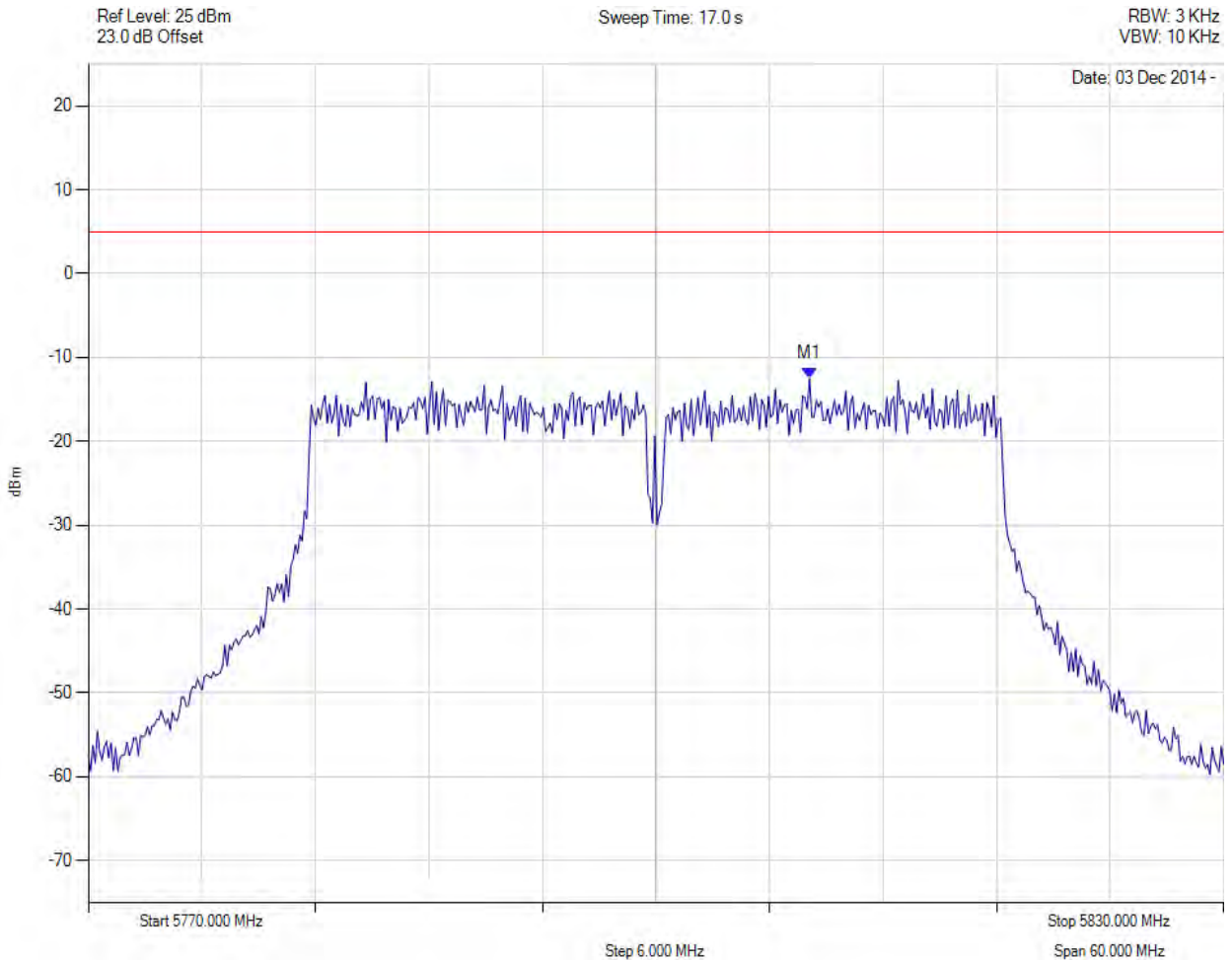


Title: RADWIN Ltd. AP0158770 Wireless Module
To: FCC 47 CFR Part 15.247
Serial #: RDWN40-U3 Rev A
Issue Date: 23rd March 2016
Page: 222 of 282



POWER SPECTRAL DENSITY

Variant: 40 MHz, Channel: 5800.00 MHz, Chain a, Temp: Ambient, Voltage: 55 Vdc



Analyser Setup	Marker:Frequency:Amplitude	Test Results
Detector = MAX PEAK Sweep Count = 0 RF Atten (dB) = 20 Trace Mode = CLR/WRITE	M1 : 5808.116 MHz : -12.510 dBm	Limit: ≤ 4.990 dBm

[Back to Matrix](#)

This test report may be reproduced in full only. The document may only be updated by MiCOM Labs personnel. Any changes will be noted in the Document History section of the report.

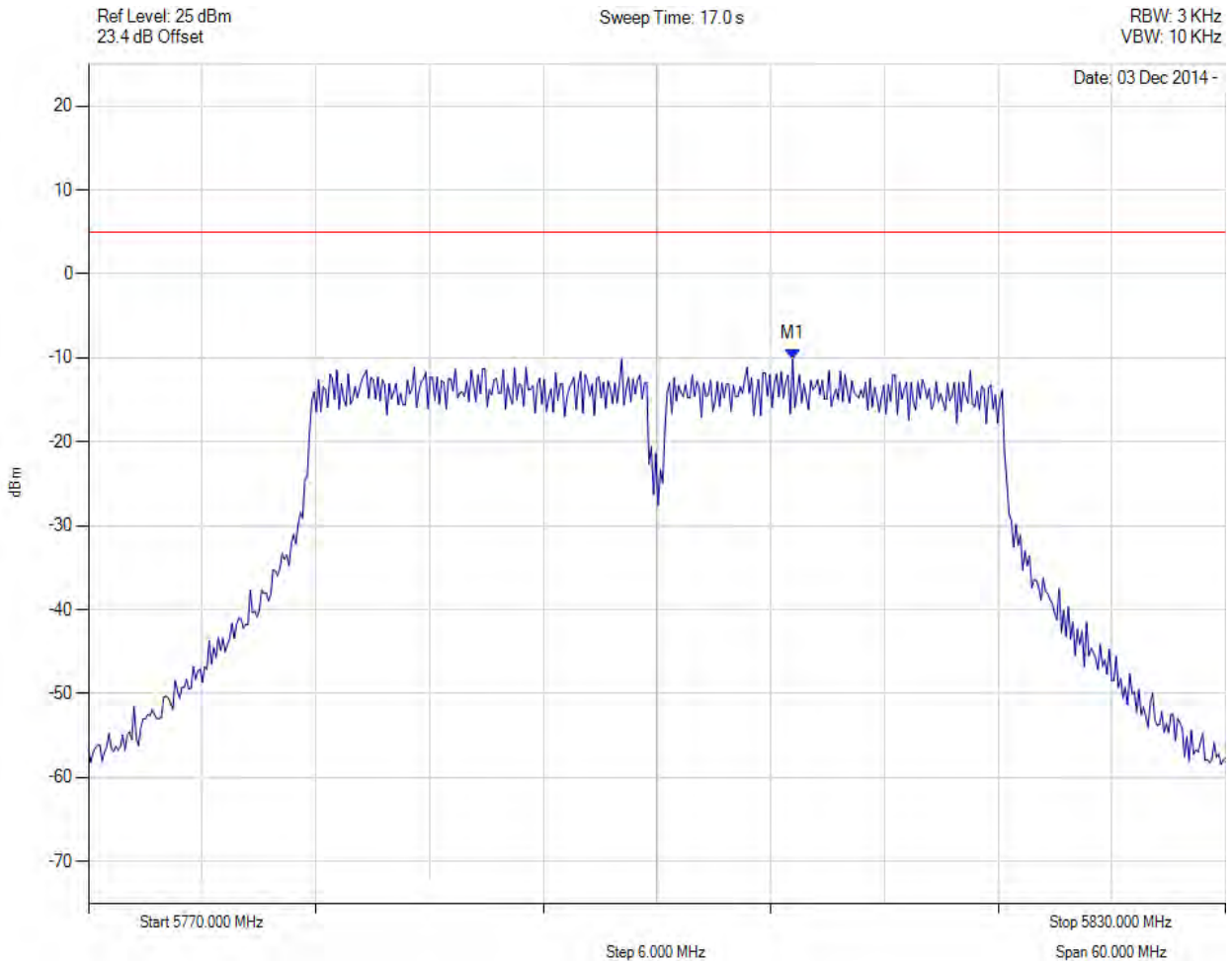


Title: RADWIN Ltd. AP0158770 Wireless Module
To: FCC 47 CFR Part 15.247
Serial #: RDWN40-U3 Rev A
Issue Date: 23rd March 2016
Page: 223 of 282



POWER SPECTRAL DENSITY

Variant: 40 MHz, Channel: 5800.00 MHz, Chain b, Temp: Ambient, Voltage: 55 Vdc



Analyser Setup	Marker:Frequency:Amplitude	Test Results
Detector = MAX PEAK Sweep Count = 0 RF Atten (dB) = 20 Trace Mode = CLR/WRITE	M1 : 5807.154 MHz : -10.131 dBm	Limit: ≤ 4.990 dBm

[Back to Matrix](#)

This test report may be reproduced in full only. The document may only be updated by MiCOM Labs personnel. Any changes will be noted in the Document History section of the report.

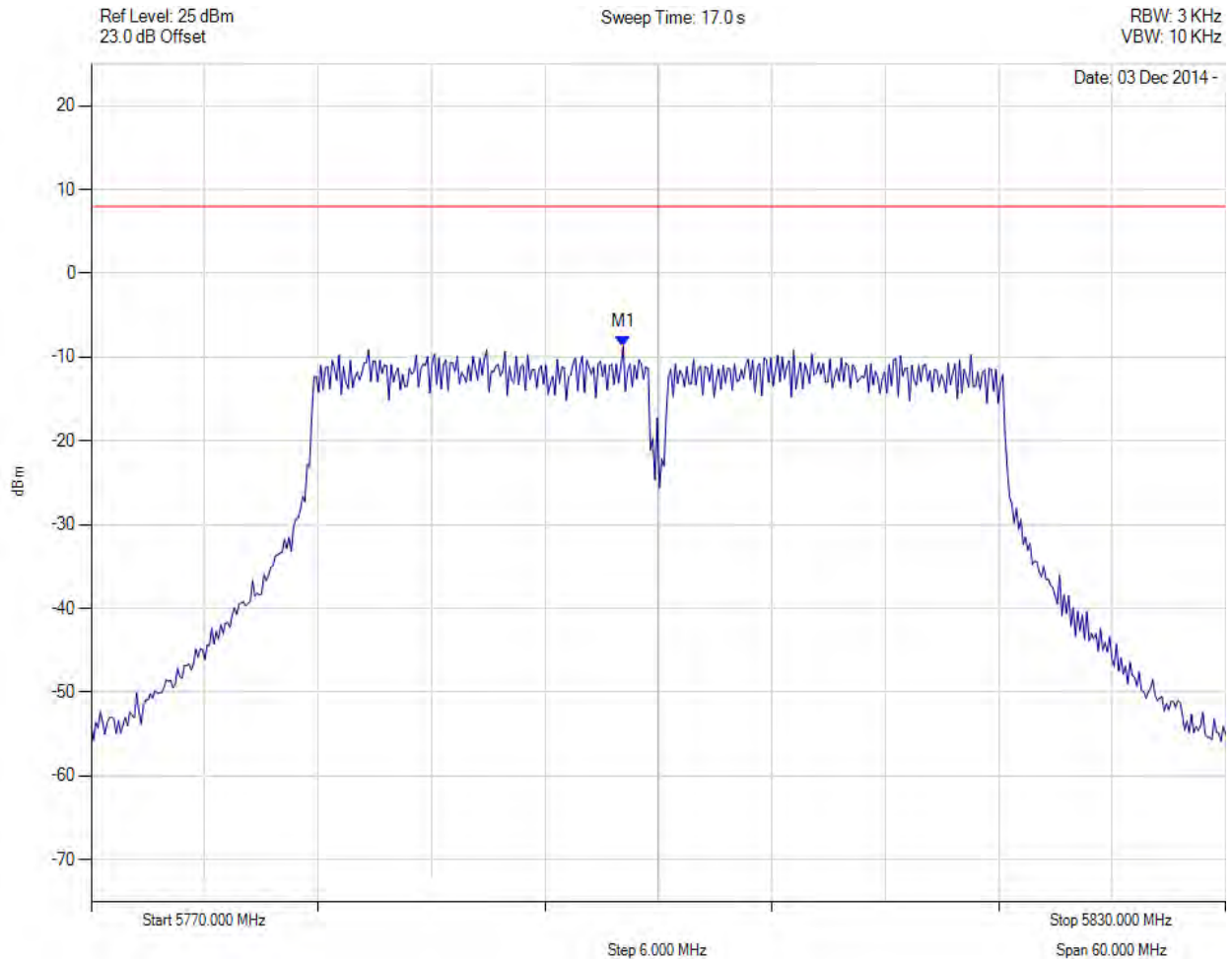


Title: RADWIN Ltd. AP0158770 Wireless Module
To: FCC 47 CFR Part 15.247
Serial #: RDWN40-U3 Rev A
Issue Date: 23rd March 2016
Page: 224 of 282



POWER SPECTRAL DENSITY

Variant: 40 MHz, Channel: 5800.00 MHz, SUM, Temp: Ambient, Voltage: 55 Vdc



Analyser Setup	Marker:Frequency:Amplitude	Test Results
Detector = MAX PEAK Sweep Count = 0 RF Atten (dB) = 20 Trace Mode = CLR/WRITE	M1 : 5798.100 MHz : -8.750 dBm M1 + DCCF : 5798.100 MHz : -8.140 dBm Duty Cycle Correction Factor : +0.61 dB	Limit: ≤ 8.0 dBm Margin: -16.2 dB

[Back to Matrix](#)

This test report may be reproduced in full only. The document may only be updated by MiCOM Labs personnel. Any changes will be noted in the Document History section of the report.

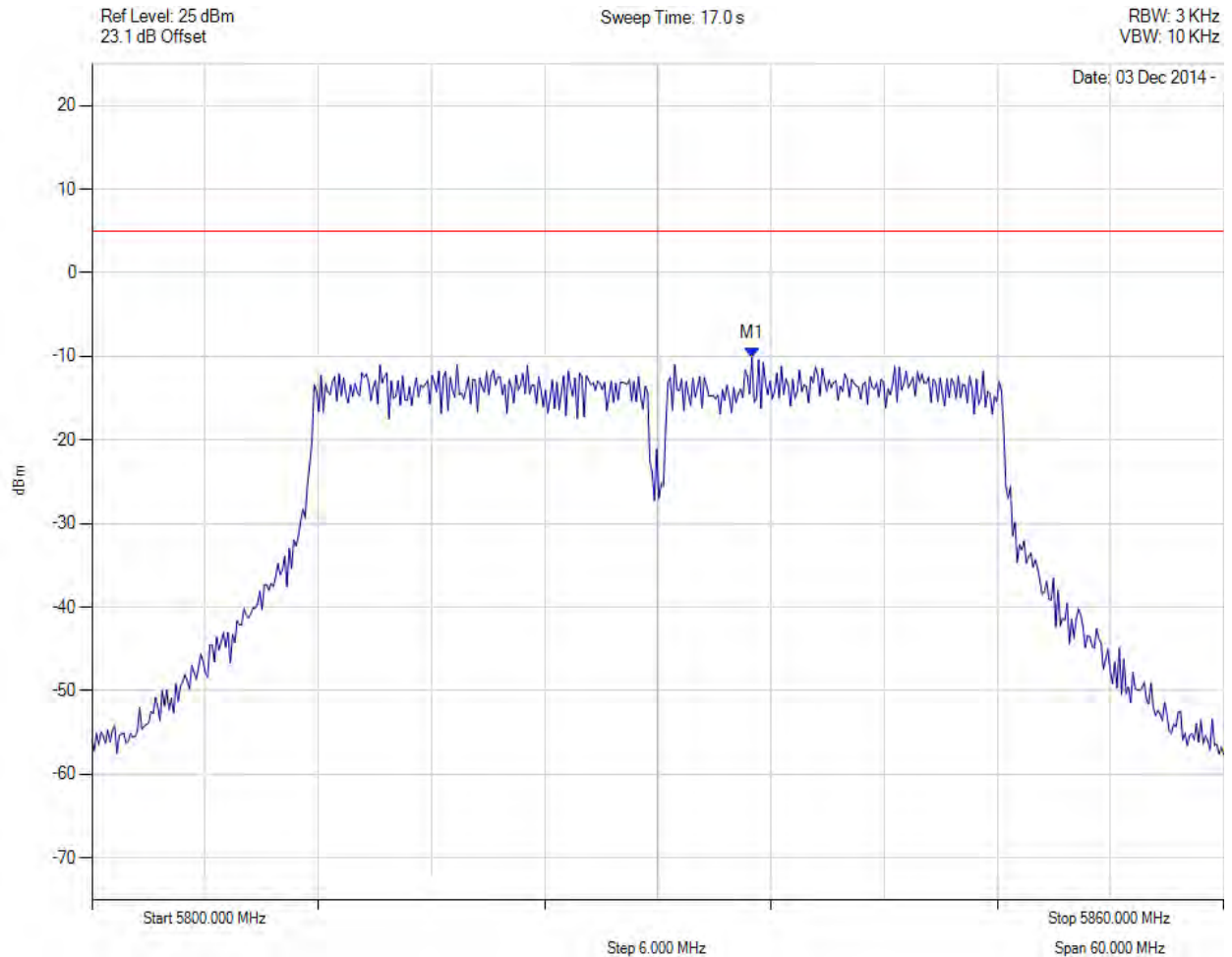


Title: RADWIN Ltd. AP0158770 Wireless Module
To: FCC 47 CFR Part 15.247
Serial #: RDWN40-U3 Rev A
Issue Date: 23rd March 2016
Page: 225 of 282



POWER SPECTRAL DENSITY

Variant: 40 MHz, Channel: 5830.00 MHz, Chain a, Temp: Ambient, Voltage: 55 Vdc



Analyser Setup	Marker:Frequency:Amplitude	Test Results
Detector = MAX PEAK Sweep Count = 0 RF Atten (dB) = 20 Trace Mode = CLR/WRITE	M1 : 5834.990 MHz : -10.157 dBm	Limit: ≤ 4.990 dBm

[Back to Matrix](#)

This test report may be reproduced in full only. The document may only be updated by MiCOM Labs personnel. Any changes will be noted in the Document History section of the report.

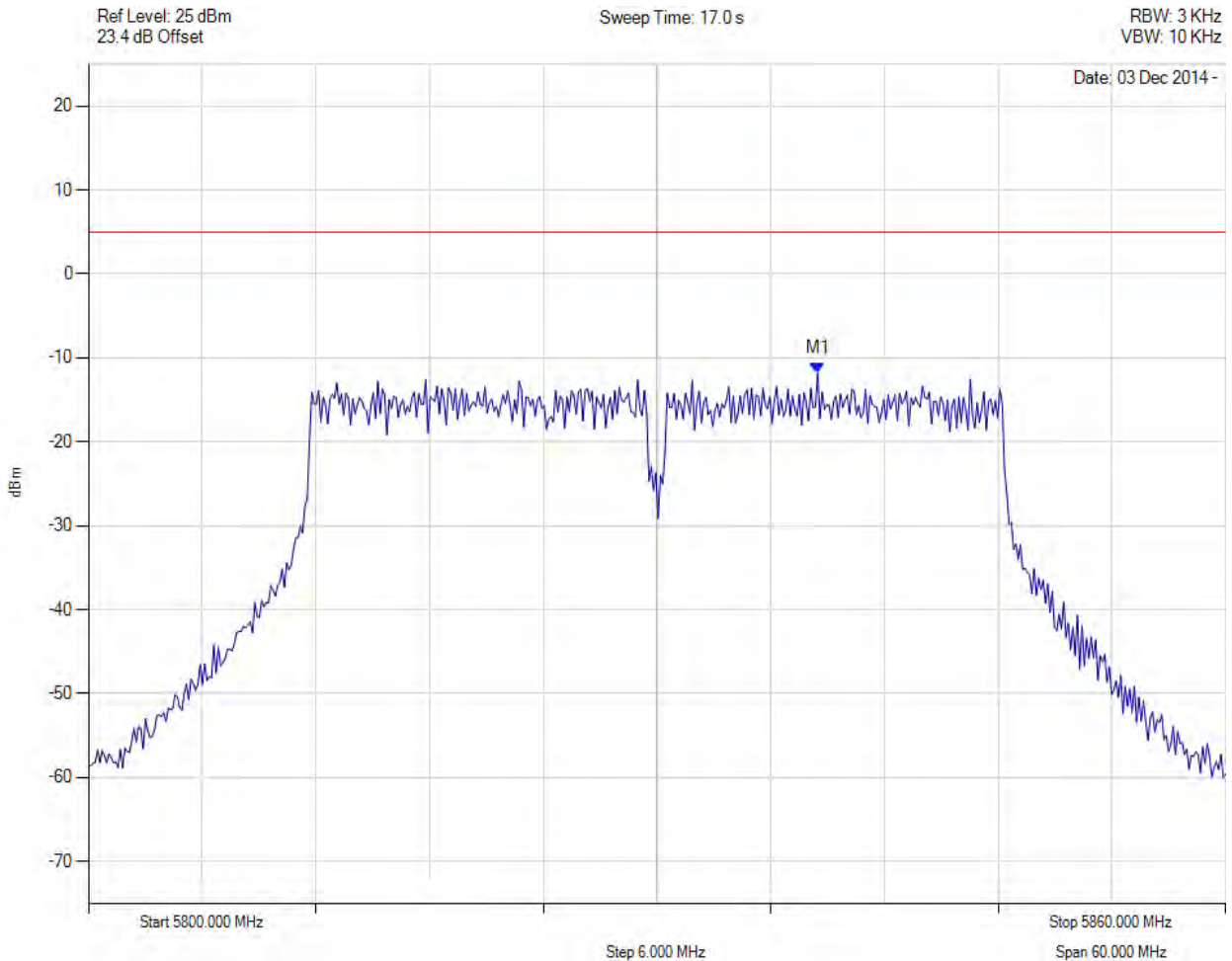


Title: RADWIN Ltd. AP0158770 Wireless Module
To: FCC 47 CFR Part 15.247
Serial #: RDWN40-U3 Rev A
Issue Date: 23rd March 2016
Page: 226 of 282



POWER SPECTRAL DENSITY

Variant: 40 MHz, Channel: 5830.00 MHz, Chain b, Temp: Ambient, Voltage: 55 Vdc



Analyser Setup	Marker:Frequency:Amplitude	Test Results
Detector = MAX PEAK Sweep Count = 0 RF Atten (dB) = 20 Trace Mode = CLR/WRITE	M1 : 5838.477 MHz : -11.831 dBm	Limit: ≤ 4.990 dBm

[Back to Matrix](#)

This test report may be reproduced in full only. The document may only be updated by MiCOM Labs personnel. Any changes will be noted in the Document History section of the report.

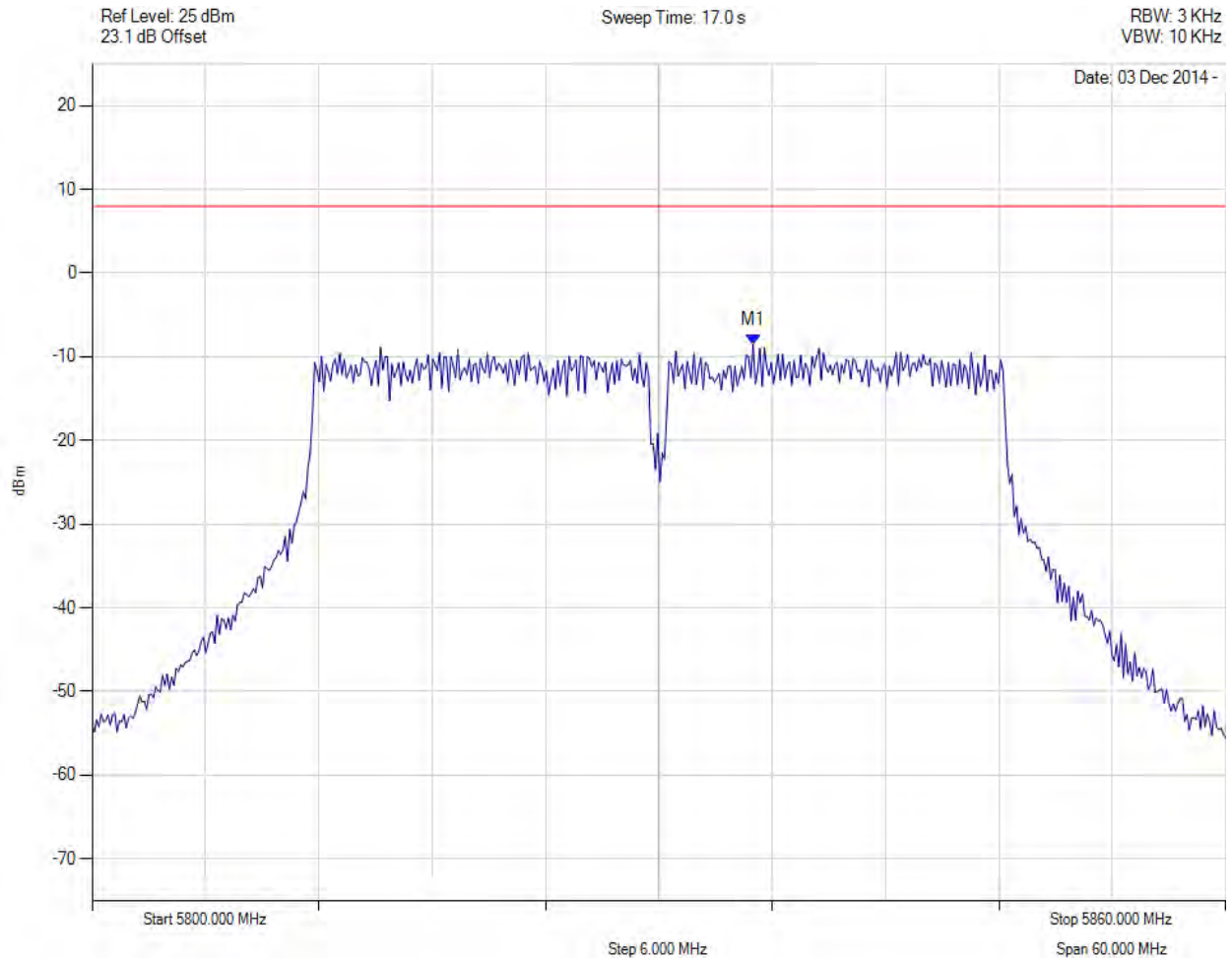


Title: RADWIN Ltd. AP0158770 Wireless Module
To: FCC 47 CFR Part 15.247
Serial #: RDWN40-U3 Rev A
Issue Date: 23rd March 2016
Page: 227 of 282



POWER SPECTRAL DENSITY

Variant: 40 MHz, Channel: 5830.00 MHz, SUM, Temp: Ambient, Voltage: 55 Vdc



Analyser Setup	Marker:Frequency:Amplitude	Test Results
Detector = MAX PEAK Sweep Count = 0 RF Atten (dB) = 20 Trace Mode = CLR/WRITE	M1 : 5835.000 MHz : -8.544 dBm M1 + DCCF : 5835.000 MHz : -7.934 dBm Duty Cycle Correction Factor : +0.61 dB	Limit: ≤ 8.0 dBm Margin: -15.9 dB

[Back to Matrix](#)

This test report may be reproduced in full only. The document may only be updated by MiCOM Labs personnel. Any changes will be noted in the Document History section of the report.

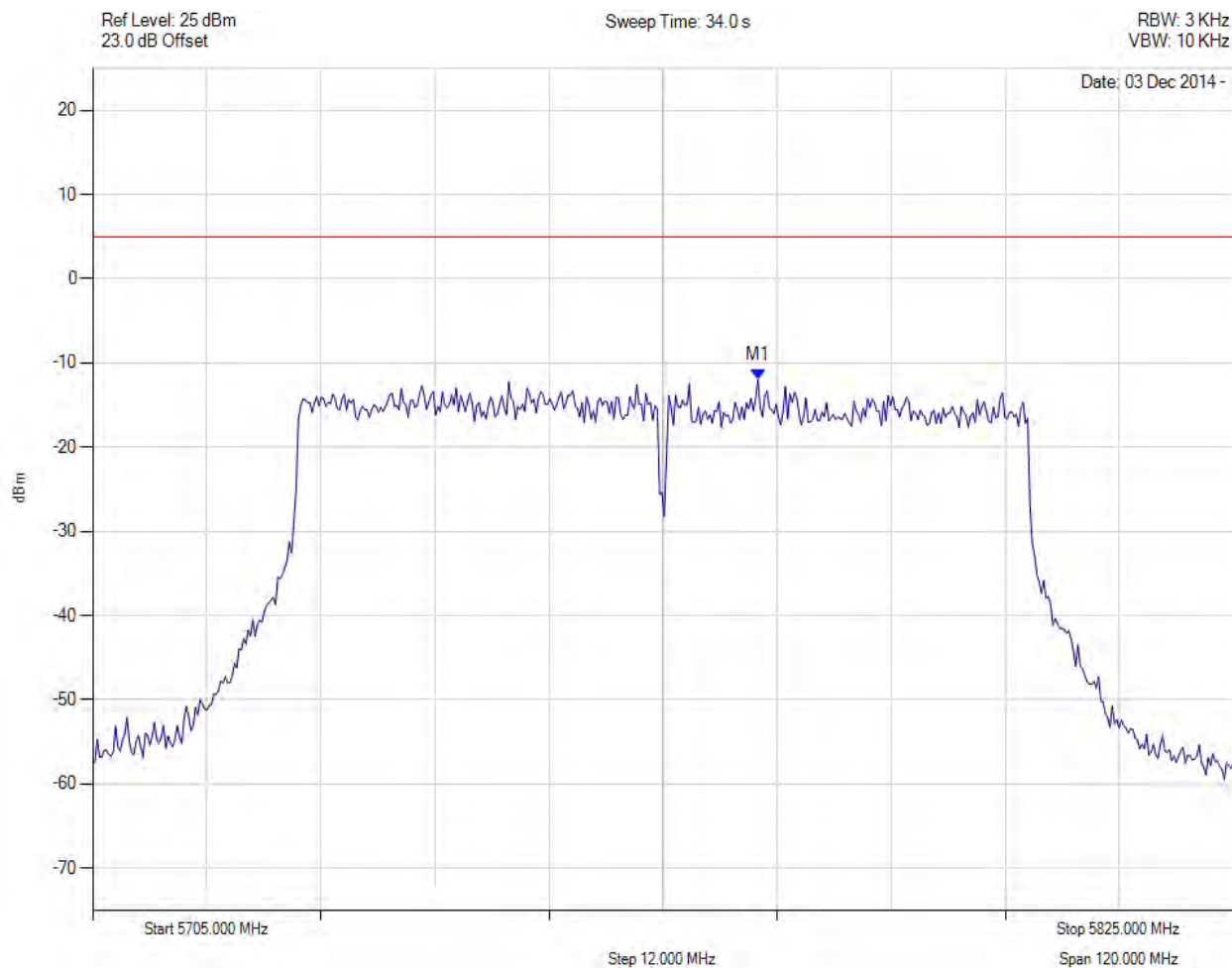


Title: RADWIN Ltd. AP0158770 Wireless Module
To: FCC 47 CFR Part 15.247
Serial #: RDWN40-U3 Rev A
Issue Date: 23rd March 2016
Page: 228 of 282



POWER SPECTRAL DENSITY

Variant: 80 MHz, Channel: 5765.00 MHz, Chain a, Temp: Ambient, Voltage: 55 Vdc



Analyser Setup	Marker:Frequency:Amplitude	Test Results
Detector = MAX PEAK Sweep Count = 0 RF Atten (dB) = 20 Trace Mode = CLR/WRITE	M1 : 5774.980 MHz : -11.988 dBm	Limit: ≤ 4.990 dBm

[Back to Matrix](#)

This test report may be reproduced in full only. The document may only be updated by MiCOM Labs personnel. Any changes will be noted in the Document History section of the report.

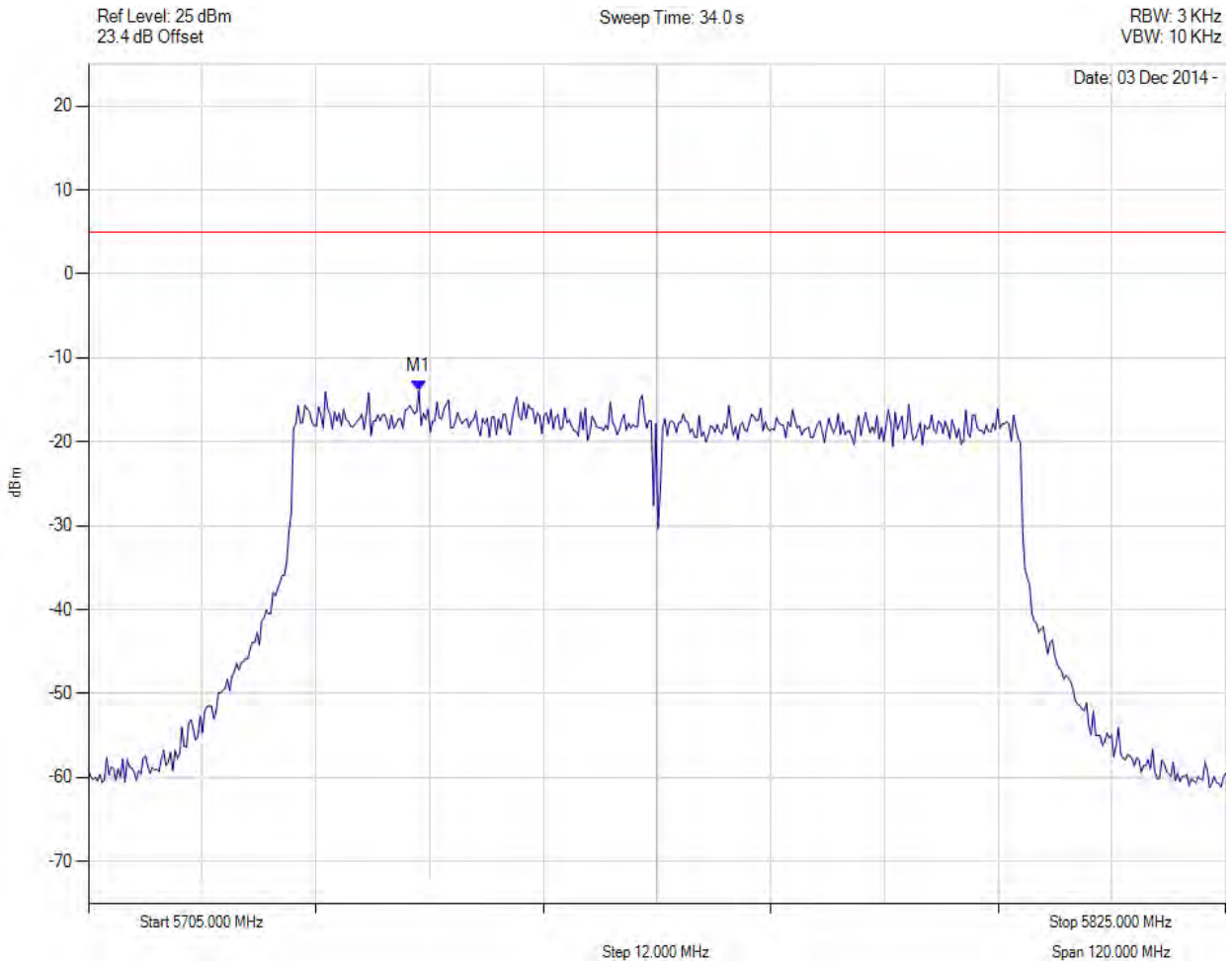


Title: RADWIN Ltd. AP0158770 Wireless Module
To: FCC 47 CFR Part 15.247
Serial #: RDWN40-U3 Rev A
Issue Date: 23rd March 2016
Page: 229 of 282



POWER SPECTRAL DENSITY

Variant: 80 MHz, Channel: 5765.00 MHz, Chain b, Temp: Ambient, Voltage: 55 Vdc



Analyser Setup	Marker:Frequency:Amplitude	Test Results
Detector = MAX PEAK Sweep Count = 0 RF Atten (dB) = 20 Trace Mode = CLR/WRITE	M1 : 5739.870 MHz : -13.932 dBm	Limit: ≤ 4.990 dBm

[Back to Matrix](#)

This test report may be reproduced in full only. The document may only be updated by MiCOM Labs personnel. Any changes will be noted in the Document History section of the report.

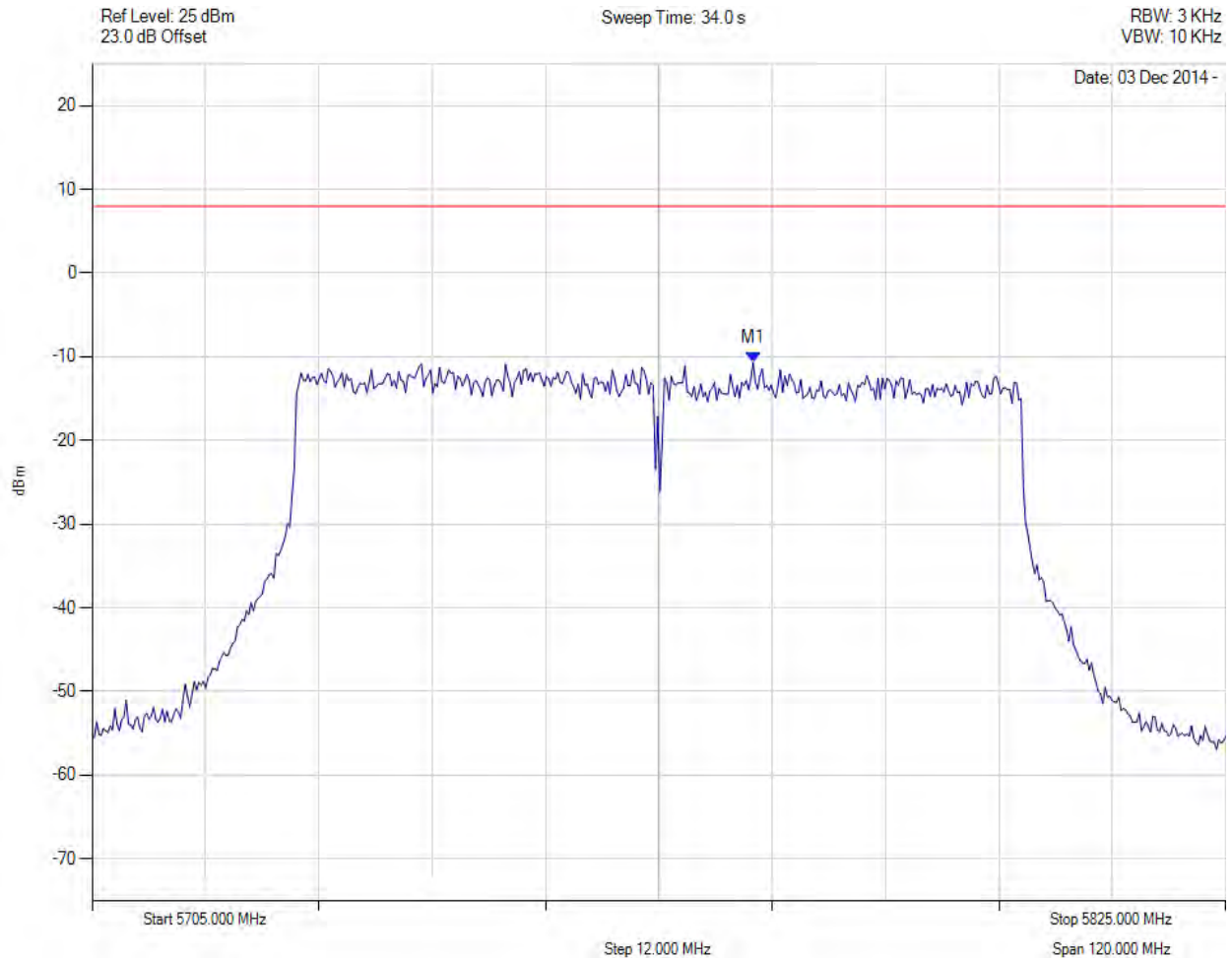


Title: RADWIN Ltd. AP0158770 Wireless Module
To: FCC 47 CFR Part 15.247
Serial #: RDWN40-U3 Rev A
Issue Date: 23rd March 2016
Page: 230 of 282



POWER SPECTRAL DENSITY

Variant: 80 MHz, Channel: 5765.00 MHz, SUM, Temp: Ambient, Voltage: 55 Vdc



Analyser Setup	Marker:Frequency:Amplitude	Test Results
Detector = MAX PEAK Sweep Count = 0 RF Atten (dB) = 20 Trace Mode = CLR/WRITE	M1 : 5775.000 MHz : -10.727 dBm M1 + DCCF : 5775.000 MHz : -9.569 dBm Duty Cycle Correction Factor : +1.16 dB	Limit: ≤ 8.0 dBm Margin: -17.6 dB

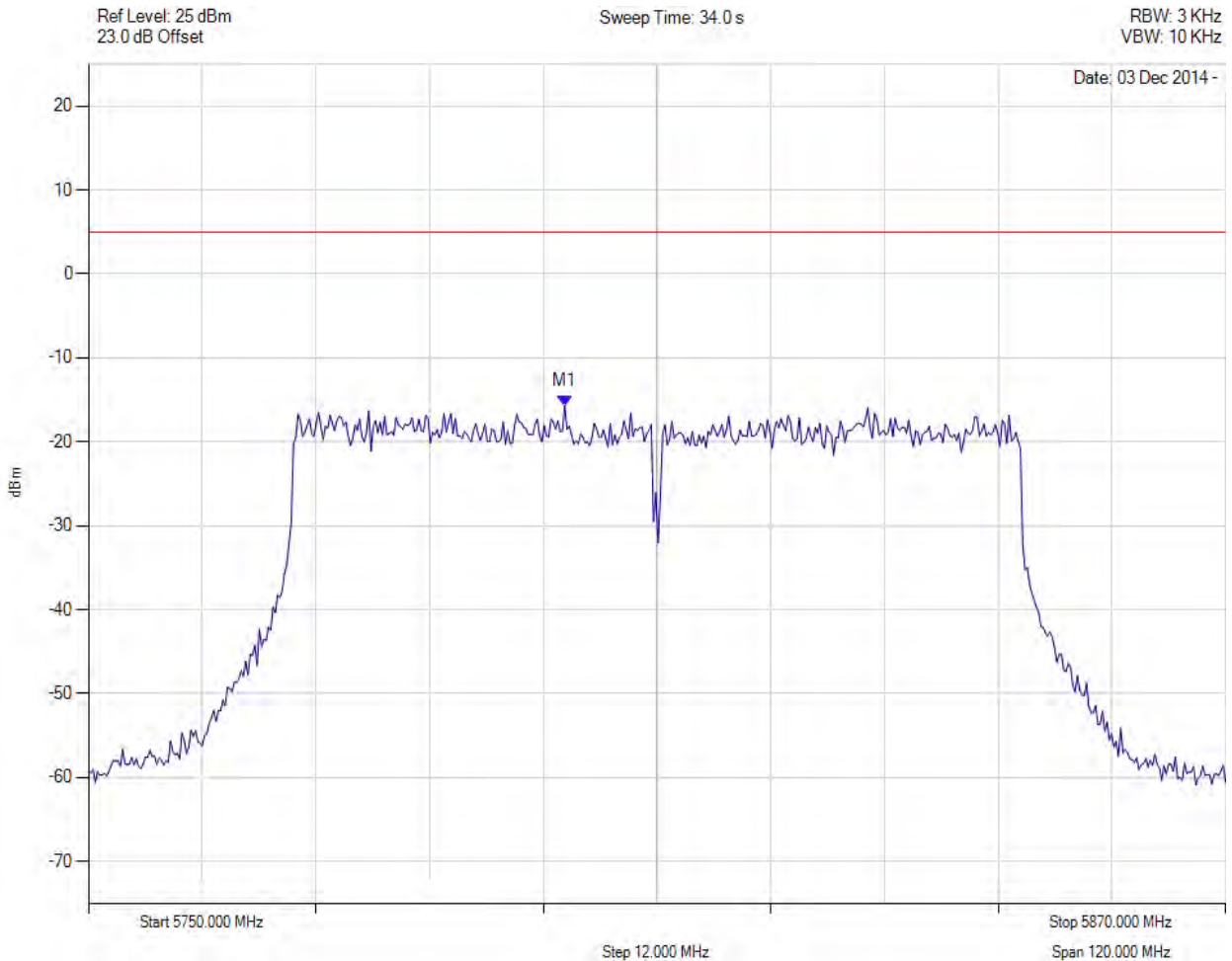
[Back to Matrix](#)

This test report may be reproduced in full only. The document may only be updated by MiCOM Labs personnel. Any changes will be noted in the Document History section of the report.



POWER SPECTRAL DENSITY

Variant: 80 MHz, Channel: 5810.00 MHz, Chain a, Temp: Ambient, Voltage: 55 Vdc



Analyser Setup	Marker:Frequency:Amplitude	Test Results
Detector = MAX PEAK Sweep Count = 0 RF Atten (dB) = 20 Trace Mode = CLR/WRITE	M1 : 5800.261 MHz : -15.671 dBm	Limit: ≤ 4.990 dBm

[Back to Matrix](#)

This test report may be reproduced in full only. The document may only be updated by MiCOM Labs personnel. Any changes will be noted in the Document History section of the report.

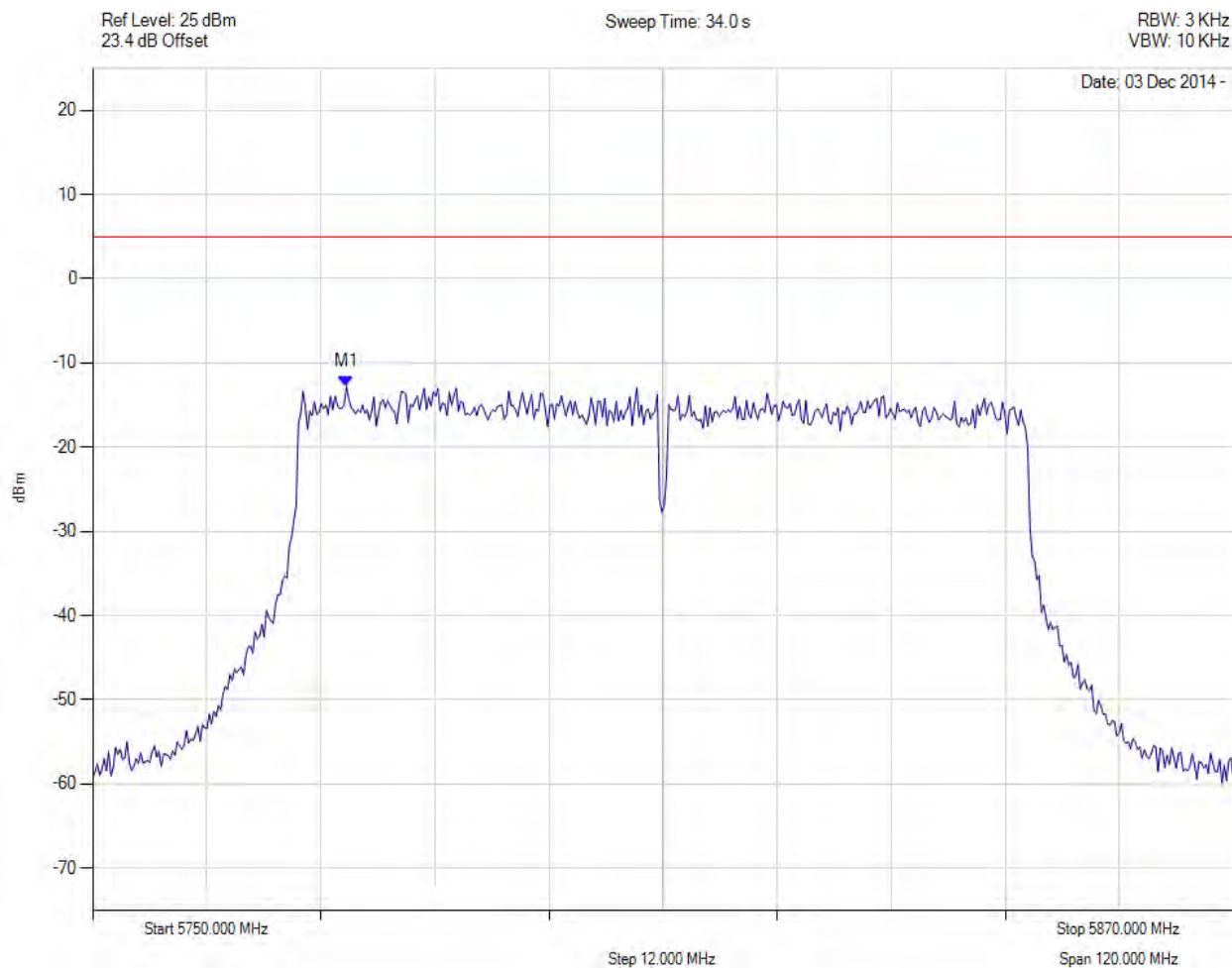


Title: RADWIN Ltd. AP0158770 Wireless Module
To: FCC 47 CFR Part 15.247
Serial #: RDWN40-U3 Rev A
Issue Date: 23rd March 2016
Page: 232 of 282



POWER SPECTRAL DENSITY

Variant: 80 MHz, Channel: 5810.00 MHz, Chain b, Temp: Ambient, Voltage: 55 Vdc



Analyser Setup	Marker:Frequency:Amplitude	Test Results
Detector = MAX PEAK Sweep Count = 0 RF Atten (dB) = 20 Trace Mode = CLR/WRITE	M1 : 5776.693 MHz : -12.826 dBm	Limit: ≤ 4.990 dBm

[Back to Matrix](#)

This test report may be reproduced in full only. The document may only be updated by MiCOM Labs personnel. Any changes will be noted in the Document History section of the report.

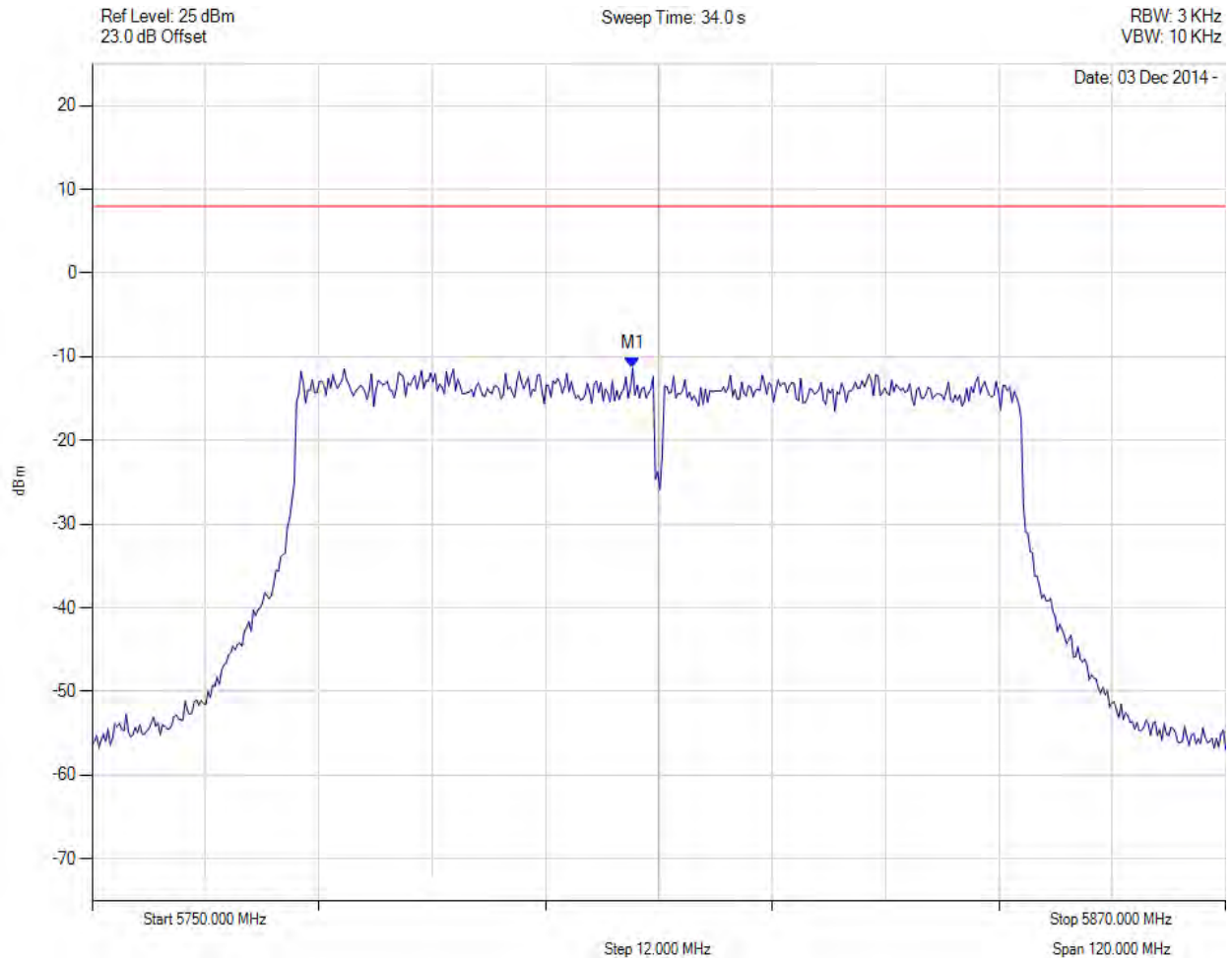


Title: RADWIN Ltd. AP0158770 Wireless Module
To: FCC 47 CFR Part 15.247
Serial #: RDWN40-U3 Rev A
Issue Date: 23rd March 2016
Page: 233 of 282



POWER SPECTRAL DENSITY

Variant: 80 MHz, Channel: 5810.00 MHz, SUM, Temp: Ambient, Voltage: 55 Vdc



Analyser Setup	Marker:Frequency:Amplitude	Test Results
Detector = MAX PEAK Sweep Count = 0 RF Atten (dB) = 20 Trace Mode = CLR/WRITE	M1 : 5807.200 MHz : -11.381 dBm M1 + DCCF : 5807.200 MHz : -10.223 dBm Duty Cycle Correction Factor : +1.16 dB	Limit: ≤ 8.0 dBm Margin: -18.2 dB

[Back to Matrix](#)

This test report may be reproduced in full only. The document may only be updated by MiCOM Labs personnel. Any changes will be noted in the Document History section of the report.



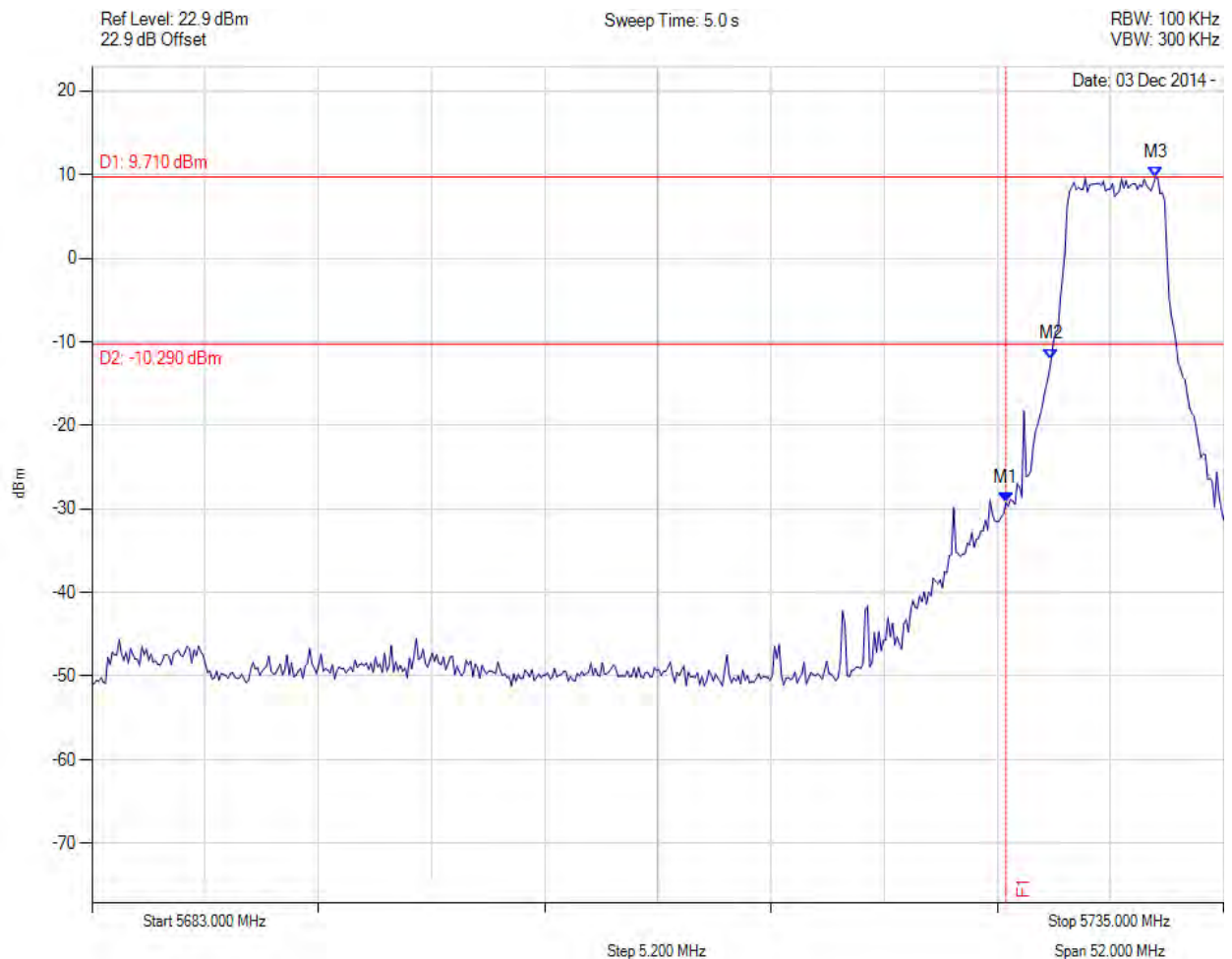
Title: RADWIN Ltd. AP0158770 Wireless Module
To: FCC 47 CFR Part 15.247
Serial #: RDWN40-U3 Rev A
Issue Date: 23rd March 2016
Page: 234 of 282

A.1.4. Conducted Spurious Emissions



CONDUCTED LOW BAND-EDGE EMISSIONS

Variant: 5 MHz, Channel: 5730.00 MHz, Chain a, Temp: Ambient, Voltage: 55 Vdc



Analyser Setup	Marker:Frequency:Amplitude	Test Results
Detector = MAX PEAK Sweep Count = 0 RF Atten (dB) = 10 Trace Mode = CLR/WRITE	M1 : 5725.000 MHz : -29.286 dBm M2 : 5727.080 MHz : -12.054 dBm M3 : 5731.874 MHz : 9.711 dBm	Channel Frequency: 5730.00 MHz

[Back to Matrix](#)

This test report may be reproduced in full only. The document may only be updated by MiCOM Labs personnel. Any changes will be noted in the Document History section of the report.

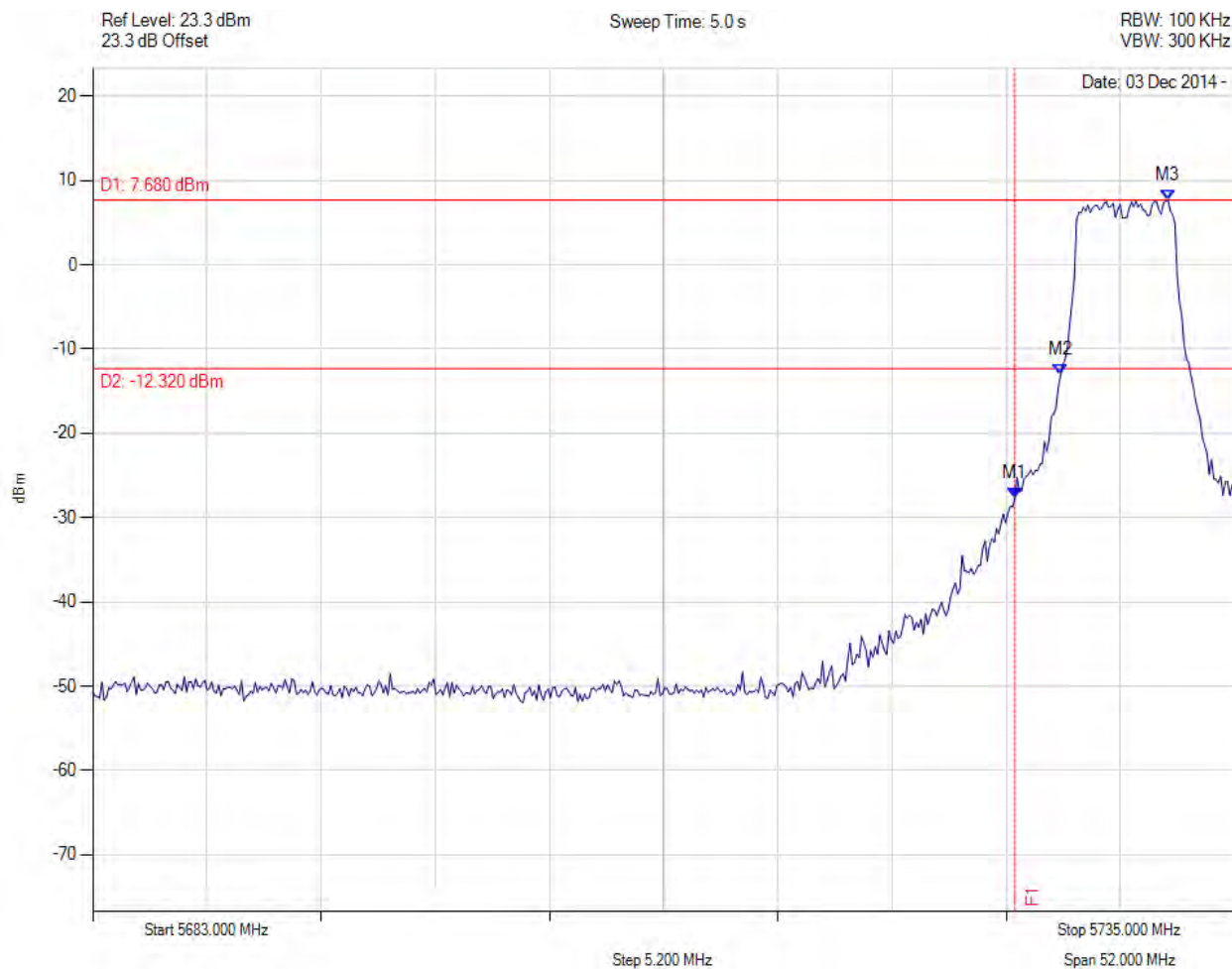


Title: RADWIN Ltd. AP0158770 Wireless Module
To: FCC 47 CFR Part 15.247
Serial #: RDWN40-U3 Rev A
Issue Date: 23rd March 2016
Page: 235 of 282



CONDUCTED LOW BAND-EDGE EMISSIONS

Variant: 5 MHz, Channel: 5730.00 MHz, Chain b, Temp: Ambient, Voltage: 55 Vdc



Analyser Setup	Marker:Frequency:Amplitude	Test Results
Detector = MAX PEAK Sweep Count = 0 RF Atten (dB) = 10 Trace Mode = CLR/WRITE	M1 : 5725.000 MHz : -27.751 dBm M2 : 5727.080 MHz : -13.090 dBm M3 : 5731.978 MHz : 7.683 dBm	Channel Frequency: 5730.00 MHz

[Back to Matrix](#)

This test report may be reproduced in full only. The document may only be updated by MiCOM Labs personnel. Any changes will be noted in the Document History section of the report.

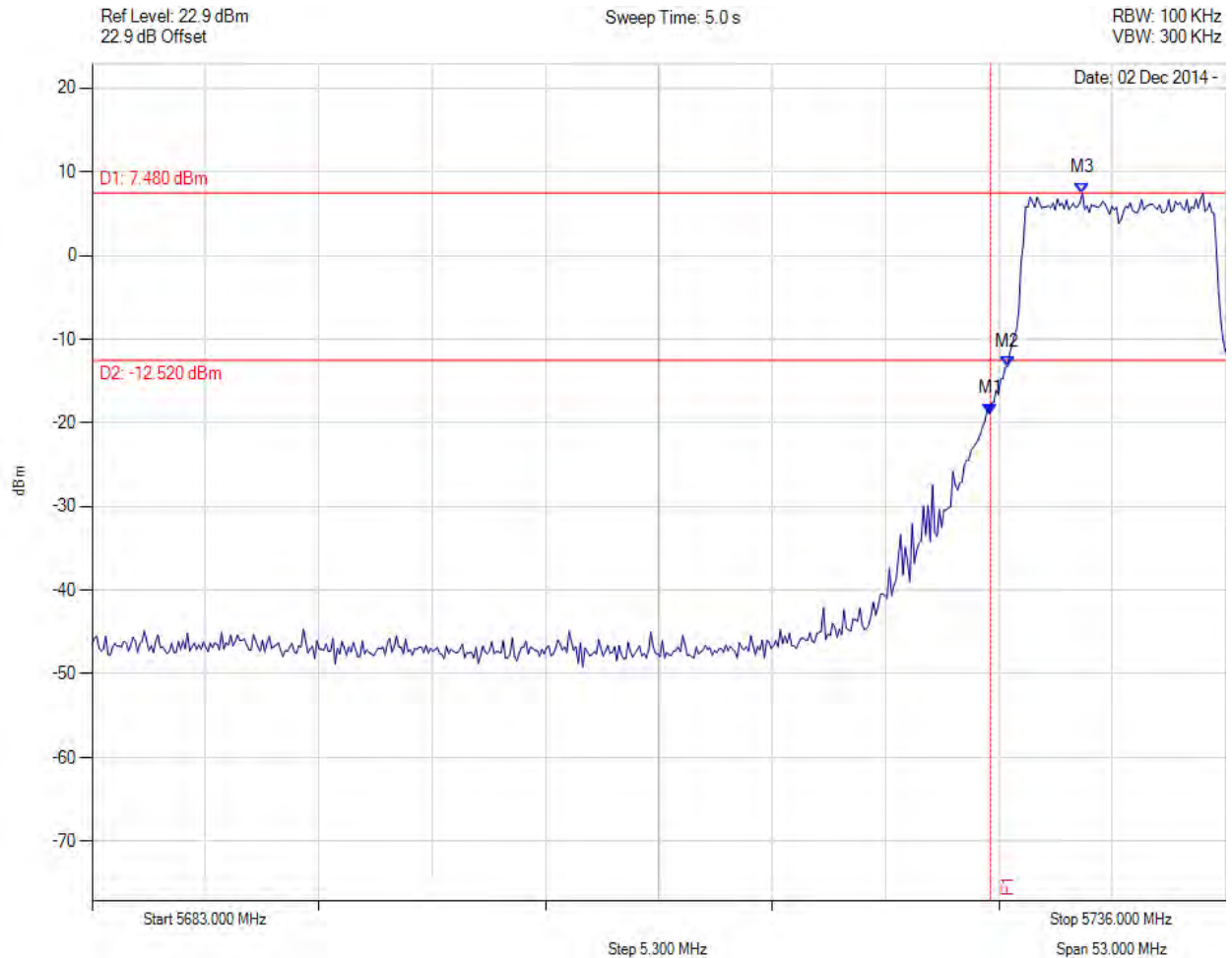


Title: RADWIN Ltd. AP0158770 Wireless Module
To: FCC 47 CFR Part 15.247
Serial #: RDWN40-U3 Rev A
Issue Date: 23rd March 2016
Page: 236 of 282



CONDUCTED LOW BAND-EDGE EMISSIONS

Variant: 10 MHz, Channel: 5731.00 MHz, Chain a, Temp: Ambient, Voltage: 55 Vdc



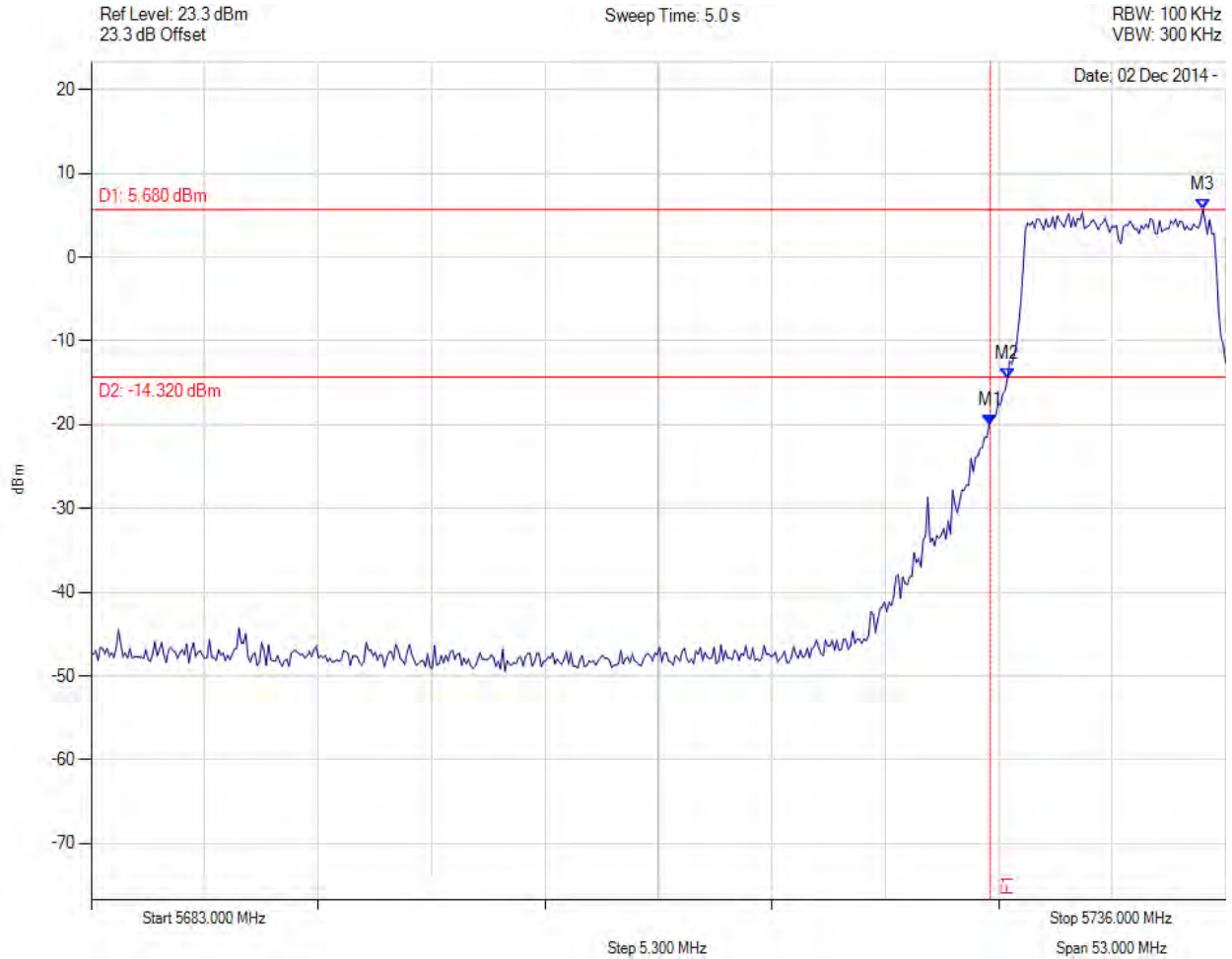
Analyser Setup	Marker:Frequency:Amplitude	Test Results
Detector = MAX PEAK Sweep Count = 0 RF Atten (dB) = 10 Trace Mode = VIEW	M1 : 5725.000 MHz : -18.906 dBm M2 : 5725.804 MHz : -13.234 dBm M3 : 5729.309 MHz : 7.482 dBm	Channel Frequency: 5731.00 MHz

[Back to Matrix](#)

This test report may be reproduced in full only. The document may only be updated by MiCOM Labs personnel. Any changes will be noted in the Document History section of the report.

CONDUCTED LOW BAND-EDGE EMISSIONS

Variant: 10 MHz, Channel: 5731.00 MHz, Chain b, Temp: Ambient, Voltage: 55 Vdc



Analyser Setup	Marker:Frequency:Amplitude	Test Results
Detector = MAX PEAK Sweep Count = 0 RF Atten (dB) = 10 Trace Mode = CLR/WRITE	M1 : 5725.000 MHz : -20.000 dBm M2 : 5725.804 MHz : -14.532 dBm M3 : 5734.938 MHz : 5.680 dBm	Channel Frequency: 5731.00 MHz

[Back to Matrix](#)

This test report may be reproduced in full only. The document may only be updated by MiCOM Labs personnel. Any changes will be noted in the Document History section of the report.

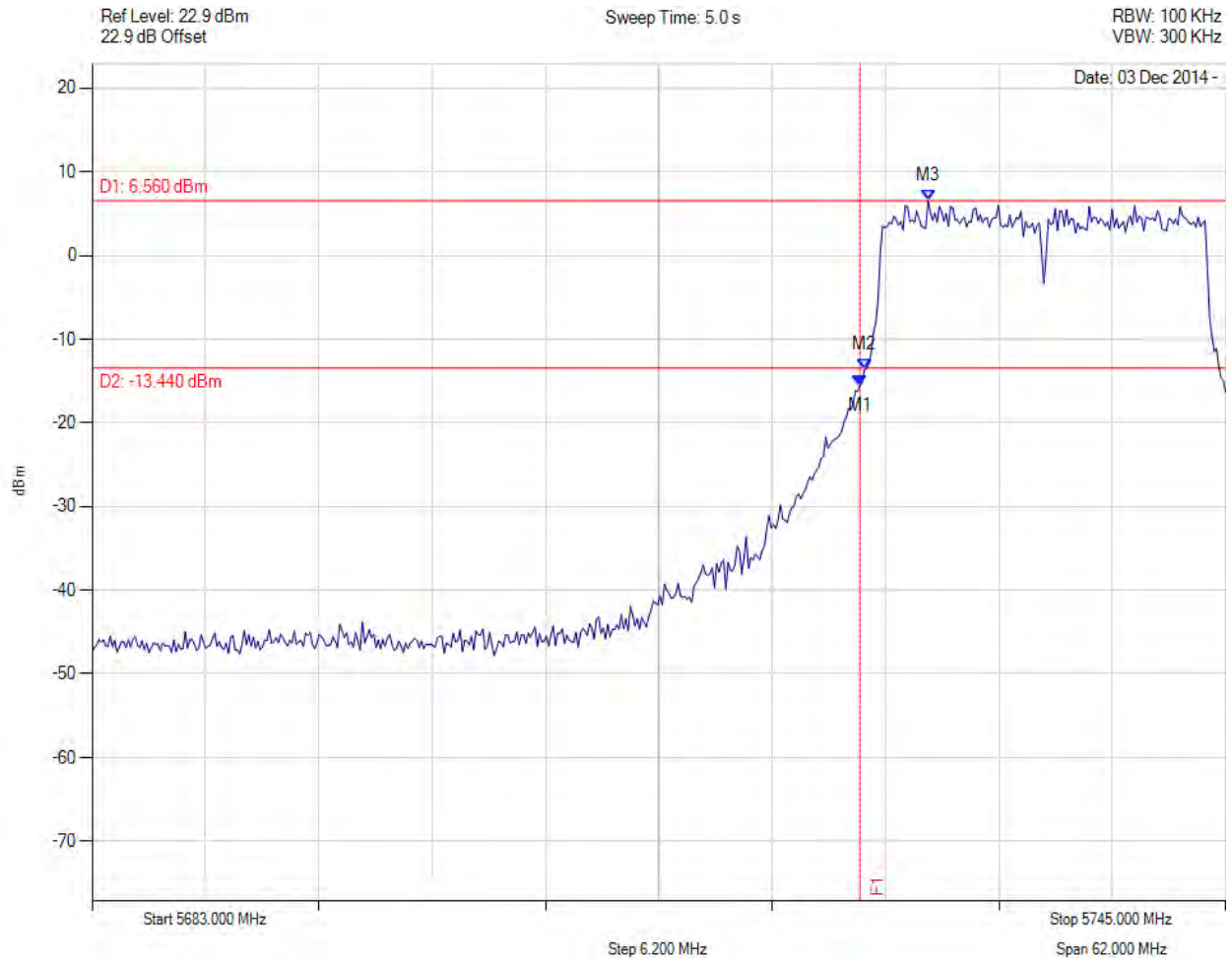


Title: RADWIN Ltd. AP0158770 Wireless Module
To: FCC 47 CFR Part 15.247
Serial #: RDWN40-U3 Rev A
Issue Date: 23rd March 2016
Page: 238 of 282



CONDUCTED LOW BAND-EDGE EMISSIONS

Variant: 20 MHz, Channel: 5735.00 MHz, Chain a, Temp: Ambient, Voltage: 55 Vdc



Analyser Setup	Marker:Frequency:Amplitude	Test Results
Detector = MAX PEAK Sweep Count = 0 RF Atten (dB) = 10 Trace Mode = CLR/WRITE	M1 : 5725.000 MHz : -15.515 dBm M2 : 5725.244 MHz : -13.679 dBm M3 : 5728.723 MHz : 6.557 dBm	Channel Frequency: 5735.00 MHz

[Back to Matrix](#)

This test report may be reproduced in full only. The document may only be updated by MiCOM Labs personnel. Any changes will be noted in the Document History section of the report.

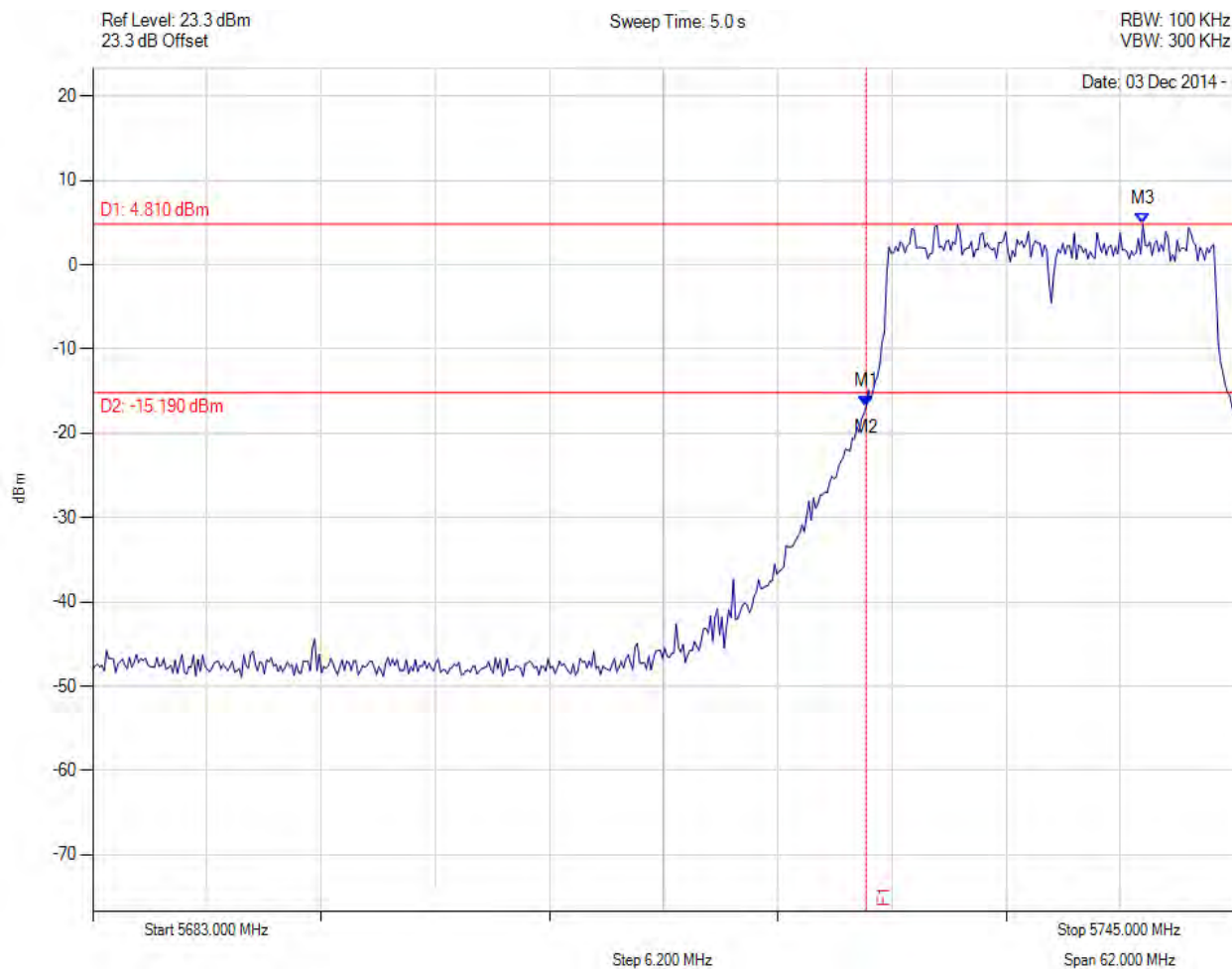


Title: RADWIN Ltd. AP0158770 Wireless Module
To: FCC 47 CFR Part 15.247
Serial #: RDWN40-U3 Rev A
Issue Date: 23rd March 2016
Page: 239 of 282



CONDUCTED LOW BAND-EDGE EMISSIONS

Variant: 20 MHz, Channel: 5735.00 MHz, Chain b, Temp: Ambient, Voltage: 55 Vdc



Analyser Setup	Marker:Frequency:Amplitude	Test Results
Detector = MAX PEAK Sweep Count = 0 RF Atten (dB) = 10 Trace Mode = CLR/WRITE	M1 : 5725.000 MHz : -16.846 dBm M2 : 5724.996 MHz : -16.846 dBm M3 : 5740.030 MHz : 4.809 dBm	Channel Frequency: 5735.00 MHz

[Back to Matrix](#)

This test report may be reproduced in full only. The document may only be updated by MiCOM Labs personnel. Any changes will be noted in the Document History section of the report.

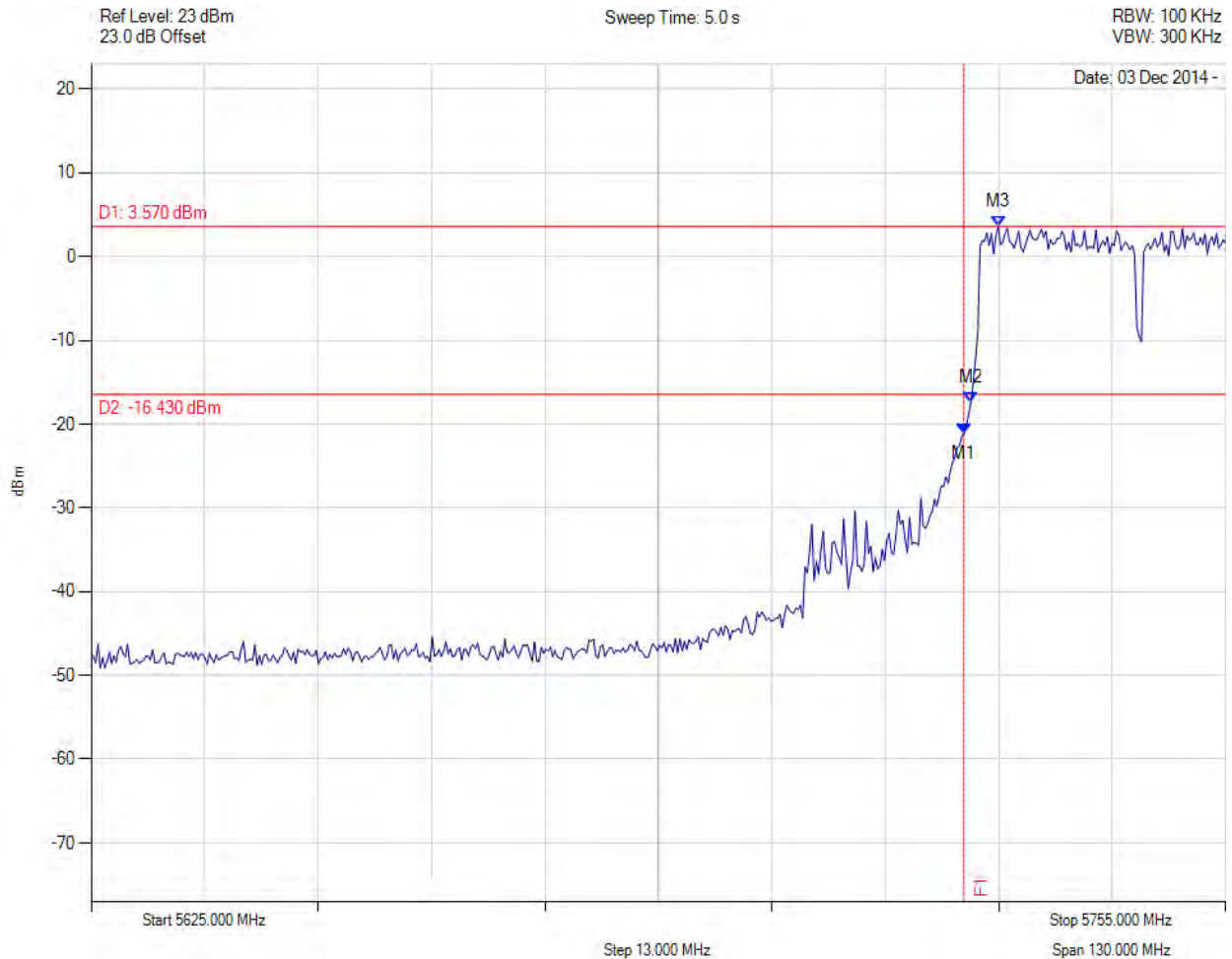


Title: RADWIN Ltd. AP0158770 Wireless Module
To: FCC 47 CFR Part 15.247
Serial #: RDWN40-U3 Rev A
Issue Date: 23rd March 2016
Page: 240 of 282



CONDUCTED LOW BAND-EDGE EMISSIONS

Variant: 40 MHz, Channel: 5745.00 MHz, Chain a, Temp: Ambient, Voltage: 55 Vdc



Analyser Setup	Marker:Frequency:Amplitude	Test Results
Detector = MAX PEAK Sweep Count = 0 RF Atten (dB) = 10 Trace Mode = CLR/WRITE	M1 : 5725.000 MHz : -21.081 dBm M2 : 5725.822 MHz : -17.356 dBm M3 : 5728.948 MHz : 3.566 dBm	Channel Frequency: 5745.00 MHz

[Back to Matrix](#)

This test report may be reproduced in full only. The document may only be updated by MiCOM Labs personnel. Any changes will be noted in the Document History section of the report.

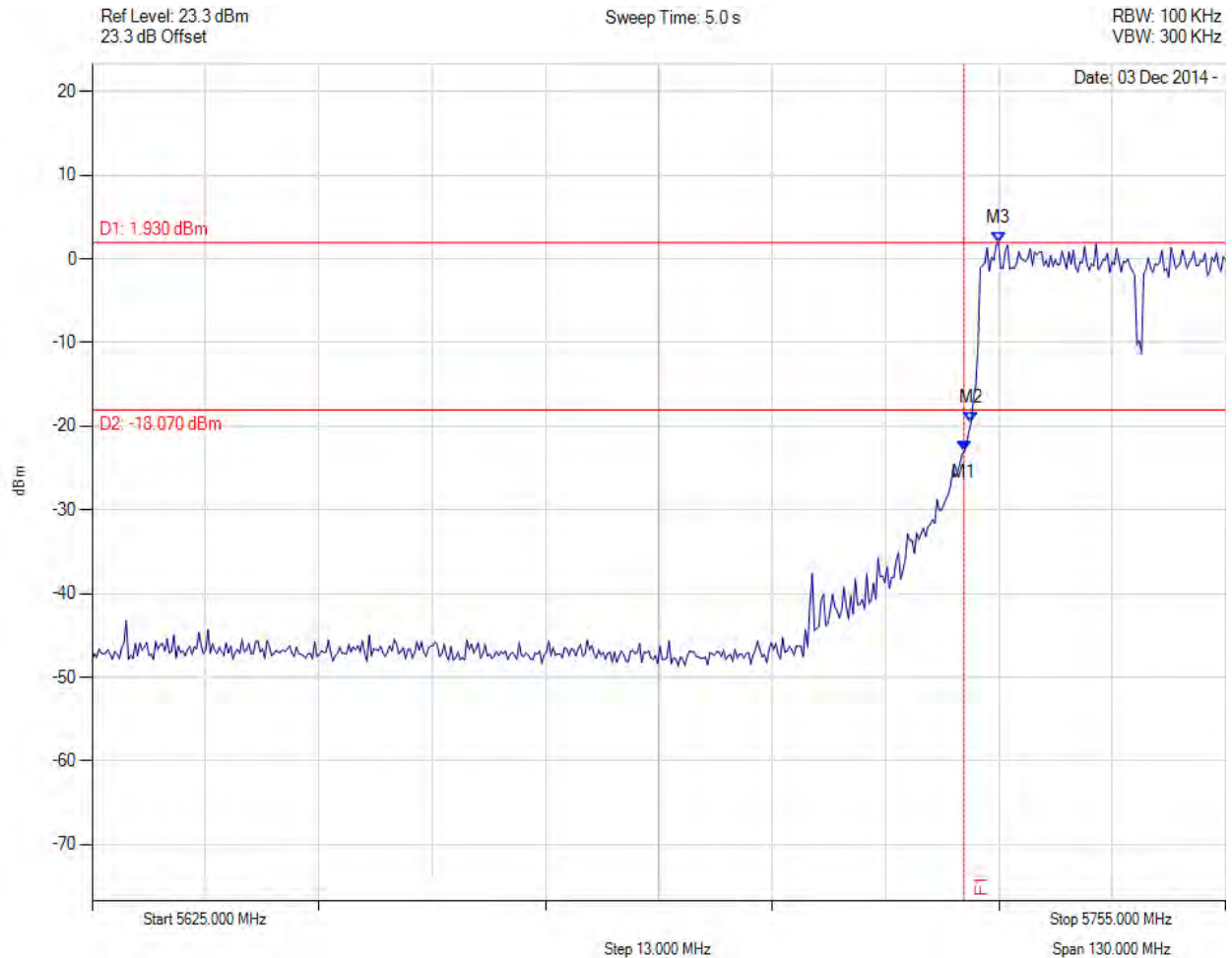


Title: RADWIN Ltd. AP0158770 Wireless Module
To: FCC 47 CFR Part 15.247
Serial #: RDWN40-U3 Rev A
Issue Date: 23rd March 2016
Page: 241 of 282



CONDUCTED LOW BAND-EDGE EMISSIONS

Variant: 40 MHz, Channel: 5745.00 MHz, Chain b, Temp: Ambient, Voltage: 55 Vdc



Analyser Setup	Marker:Frequency:Amplitude	Test Results
Detector = MAX PEAK Sweep Count = 0 RF Atten (dB) = 10 Trace Mode = CLR/WRITE	M1 : 5725.000 MHz : -23.049 dBm M2 : 5725.822 MHz : -19.582 dBm M3 : 5728.948 MHz : 1.929 dBm	Channel Frequency: 5745.00 MHz

[Back to Matrix](#)

This test report may be reproduced in full only. The document may only be updated by MiCOM Labs personnel. Any changes will be noted in the Document History section of the report.

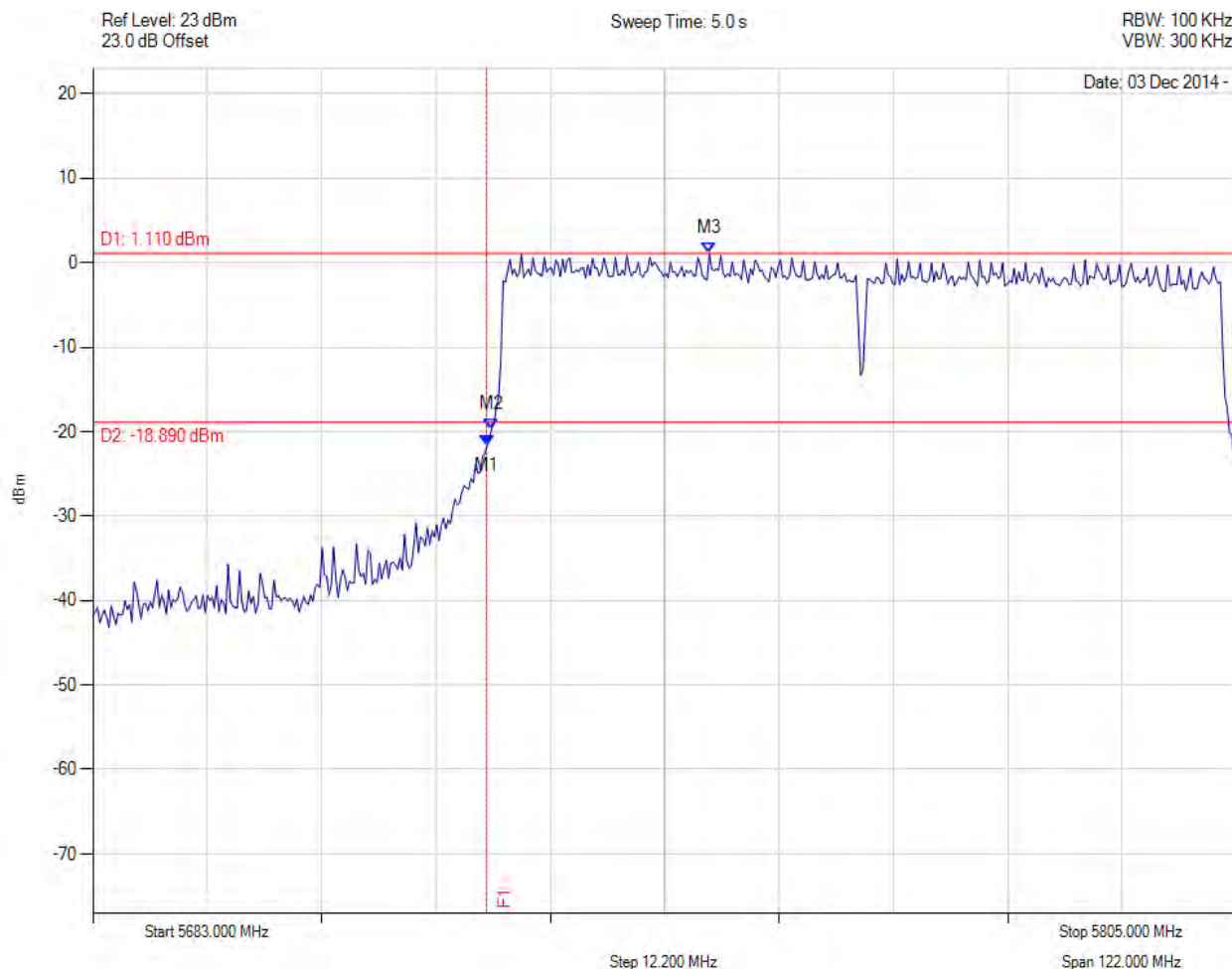


Title: RADWIN Ltd. AP0158770 Wireless Module
To: FCC 47 CFR Part 15.247
Serial #: RDWN40-U3 Rev A
Issue Date: 23rd March 2016
Page: 242 of 282



CONDUCTED LOW BAND-EDGE EMISSIONS

Variant: 80 MHz, Channel: 5765.00 MHz, Chain a, Temp: Ambient, Voltage: 55 Vdc



Analyser Setup	Marker:Frequency:Amplitude	Test Results
Detector = MAX PEAK Sweep Count = 0 RF Atten (dB) = 10 Trace Mode = CLR/WRITE	M1 : 5725.000 MHz : -21.618 dBm M2 : 5725.541 MHz : -19.627 dBm M3 : 5748.768 MHz : 1.109 dBm	Channel Frequency: 5765.00 MHz

[Back to Matrix](#)

This test report may be reproduced in full only. The document may only be updated by MiCOM Labs personnel. Any changes will be noted in the Document History section of the report.

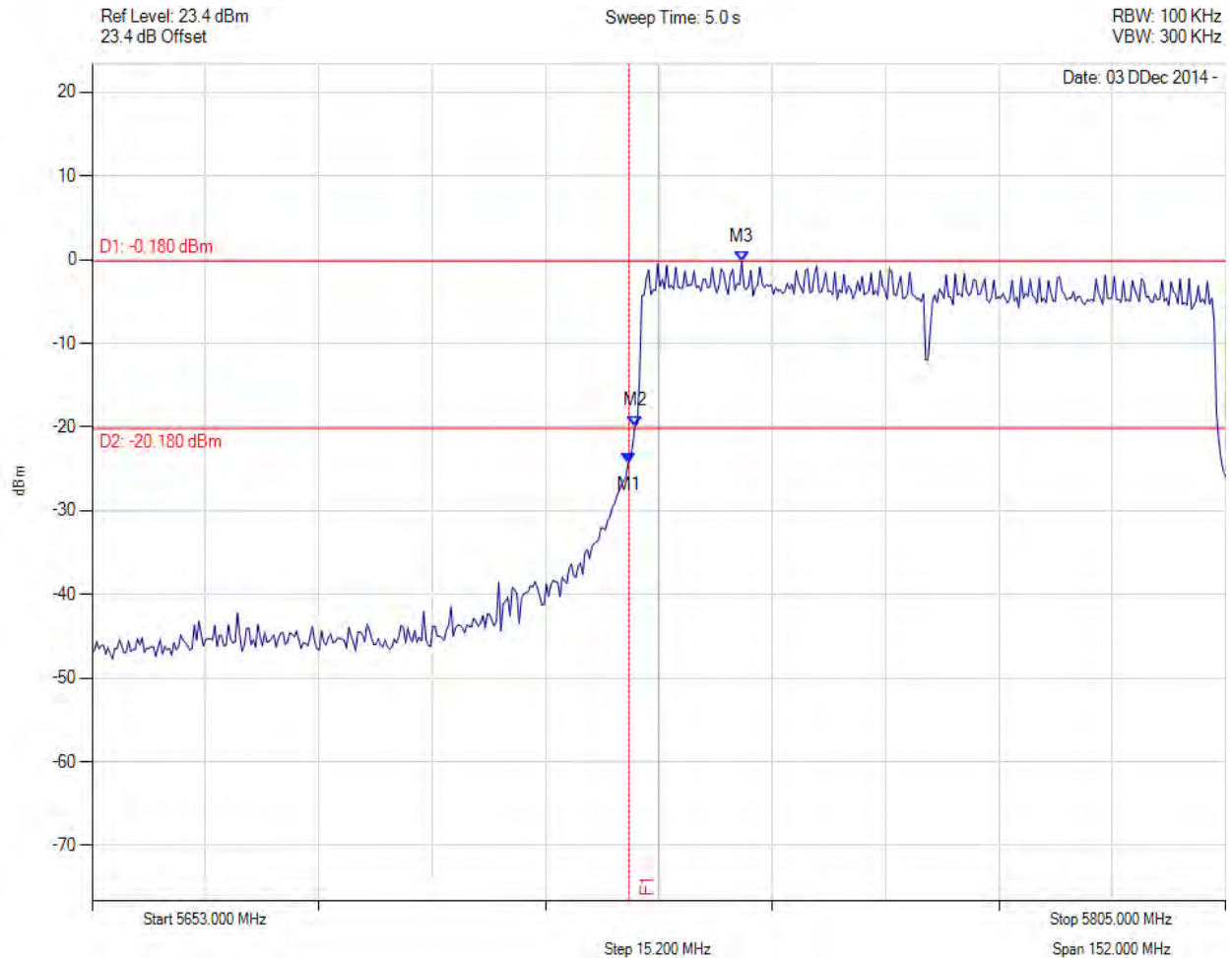


Title: RADWIN Ltd. AP0158770 Wireless Module
To: FCC 47 CFR Part 15.247
Serial #: RDWN40-U3 Rev A
Issue Date: 23rd March 2016
Page: 243 of 282



CONDUCTED LOW BAND-EDGE EMISSIONS

Variant: 80 MHz, Channel: 5765.00 MHz, Chain b, Temp: Ambient, Voltage: 55 Vdc



Analyser Setup	Marker:Frequency:Amplitude	Test Results
Detector = MAX PEAK Sweep Count = 0 RF Atten (dB) = 10 Trace Mode = CLR/WRITE	M1 : 5725.000 MHz : -24.322 dBm M2 : 5725.802 MHz : -19.866 dBm M3 : 5740.118 MHz : -0.175 dBm	Channel Frequency: 5765.00 MHz

[Back to Matrix](#)

This test report may be reproduced in full only. The document may only be updated by MiCOM Labs personnel. Any changes will be noted in the Document History section of the report.

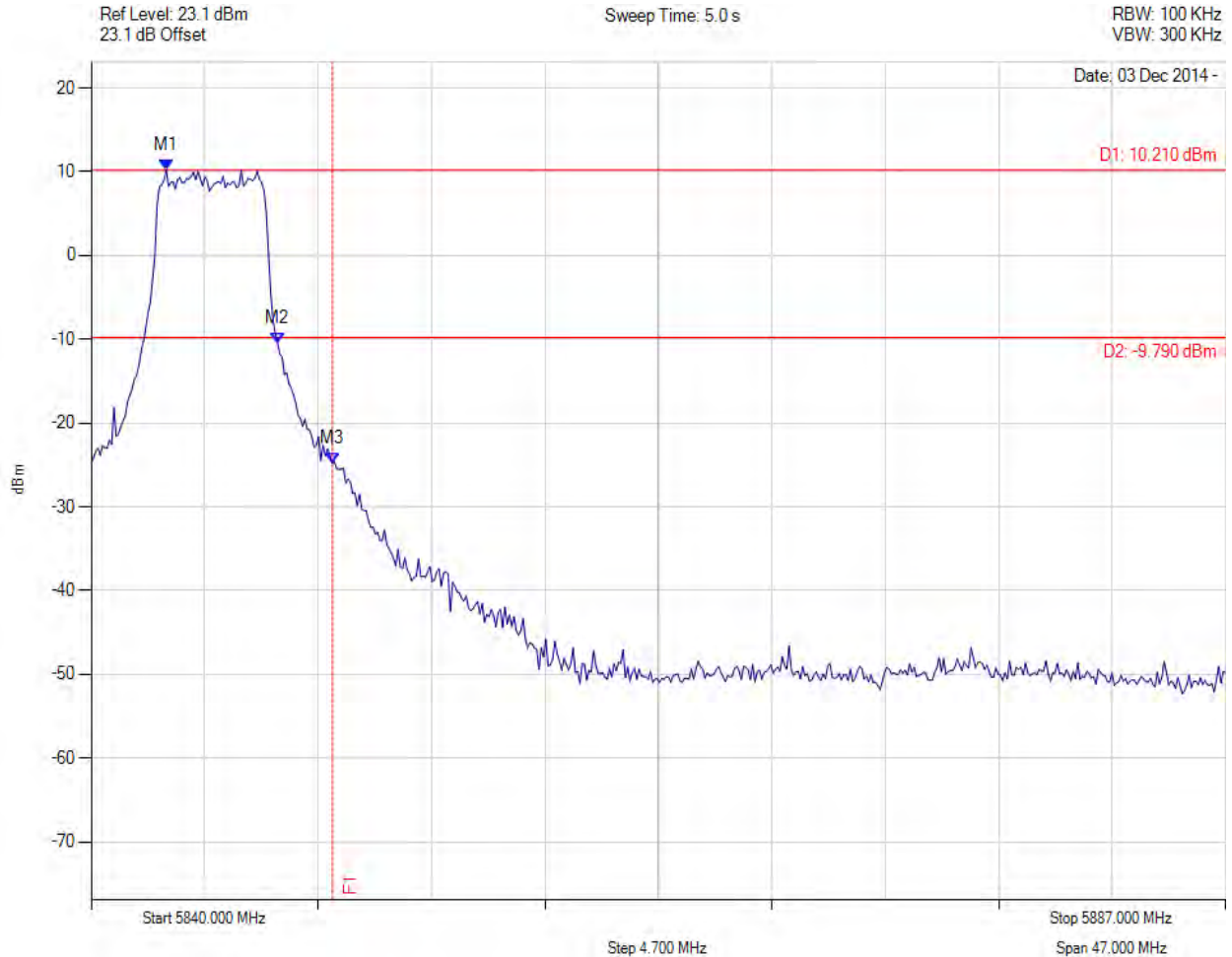


Title: RADWIN Ltd. AP0158770 Wireless Module
To: FCC 47 CFR Part 15.247
Serial #: RDWN40-U3 Rev A
Issue Date: 23rd March 2016
Page: 244 of 282



CONDUCTED HIGH BAND-EDGE EMISSIONS

Variant: 5 MHz, Channel: 5845.00 MHz, Chain a, Temp: Ambient, Voltage: 55 Vdc



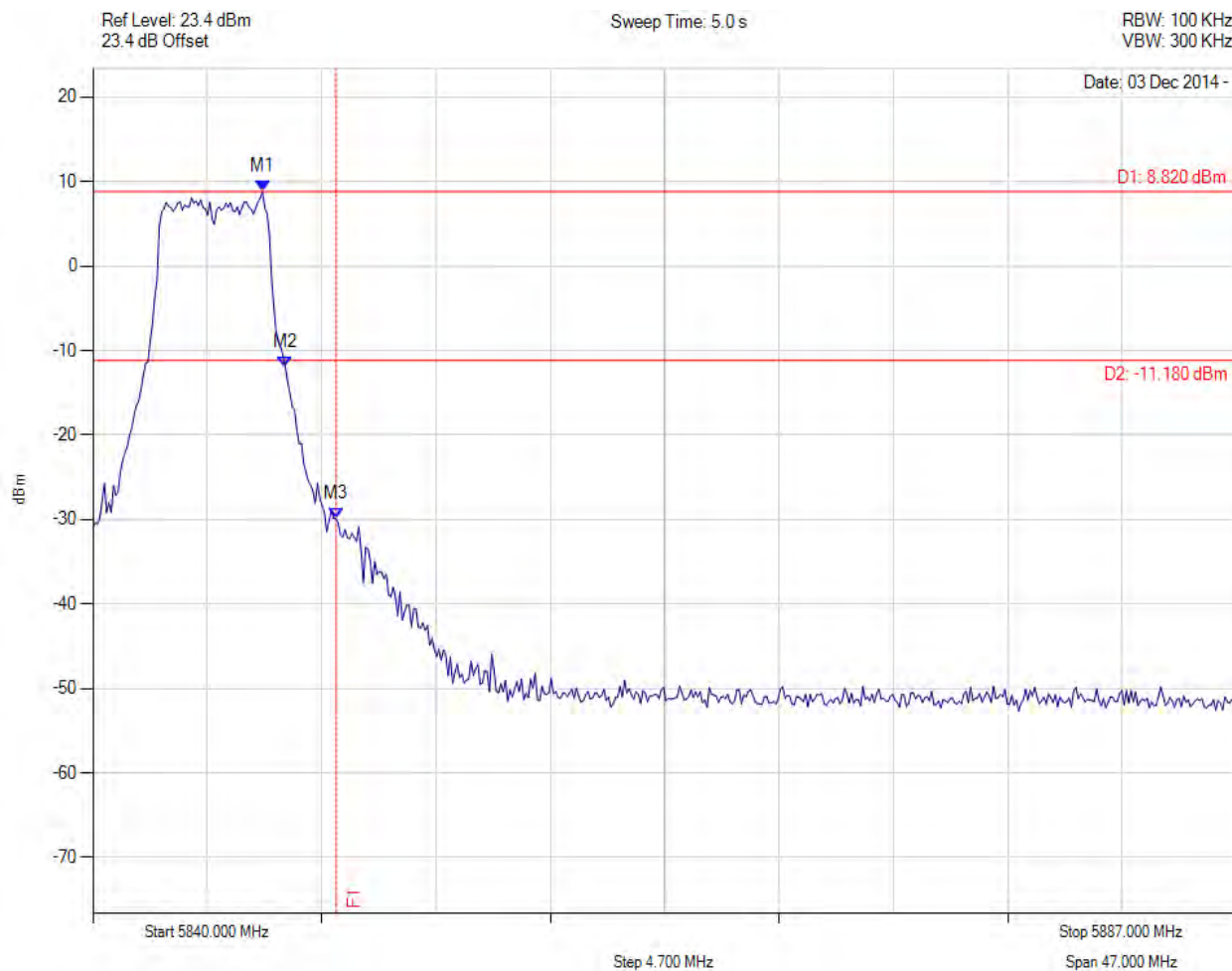
Analyser Setup	Marker:Frequency:Amplitude	Test Results
Detector = MAX PEAK Sweep Count = 0 RF Atten (dB) = 10 Trace Mode = CLR/WRITE	M1 : 5843.108 MHz : 10.214 dBm M2 : 5847.723 MHz : -10.487 dBm M3 : 5850.000 MHz : -24.823 dBm	Channel Frequency: 5845.00 MHz

[Back to Matrix](#)

This test report may be reproduced in full only. The document may only be updated by MiCOM Labs personnel. Any changes will be noted in the Document History section of the report.

CONDUCTED HIGH BAND-EDGE EMISSIONS

Variant: 5 MHz, Channel: 5845.00 MHz, Chain b, Temp: Ambient, Voltage: 55 Vdc



Analyser Setup	Marker:Frequency:Amplitude	Test Results
Detector = MAX PEAK Sweep Count = 0 RF Atten (dB) = 10 Trace Mode = CLR/WRITE	M1 : 5846.970 MHz : 8.820 dBm M2 : 5847.912 MHz : -12.036 dBm M3 : 5850.000 MHz : -29.894 dBm	Channel Frequency: 5845.00 MHz

[Back to Matrix](#)

This test report may be reproduced in full only. The document may only be updated by MiCOM Labs personnel. Any changes will be noted in the Document History section of the report.

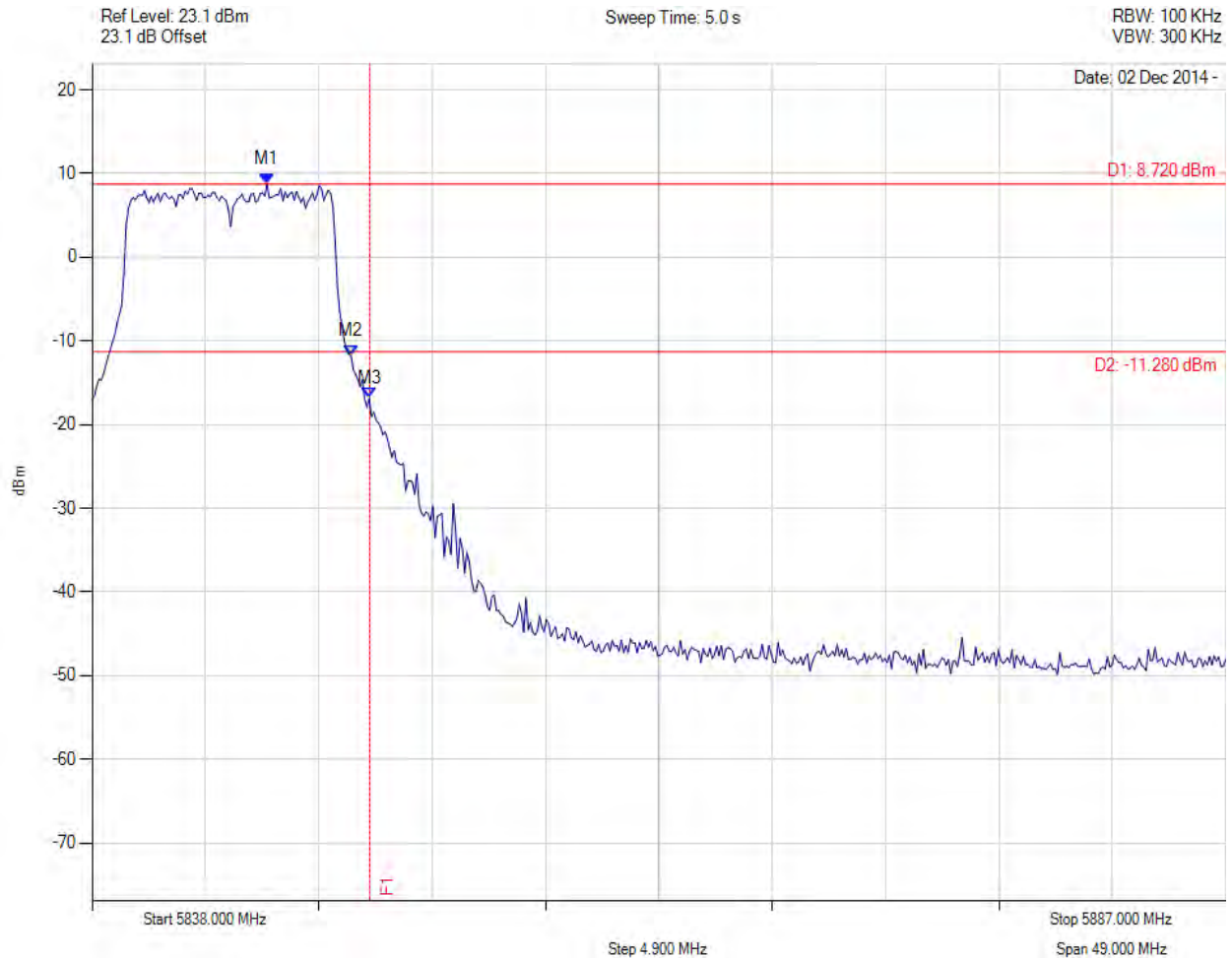


Title: RADWIN Ltd. AP0158770 Wireless Module
To: FCC 47 CFR Part 15.247
Serial #: RDWN40-U3 Rev A
Issue Date: 23rd March 2016
Page: 246 of 282



CONDUCTED HIGH BAND-EDGE EMISSIONS

Variant: 10 MHz, Channel: 5844.00 MHz, Chain a, Temp: Ambient, Voltage: 55 Vdc



Analyser Setup	Marker:Frequency:Amplitude	Test Results
Detector = MAX PEAK Sweep Count = 0 RF Atten (dB) = 10 Trace Mode = CLR/WRITE	M1 : 5845.561 MHz : 8.721 dBm M2 : 5849.194 MHz : -11.801 dBm M3 : 5850.000 MHz : -16.890 dBm	Channel Frequency: 5844.00 MHz

[Back to Matrix](#)

This test report may be reproduced in full only. The document may only be updated by MiCOM Labs personnel. Any changes will be noted in the Document History section of the report.

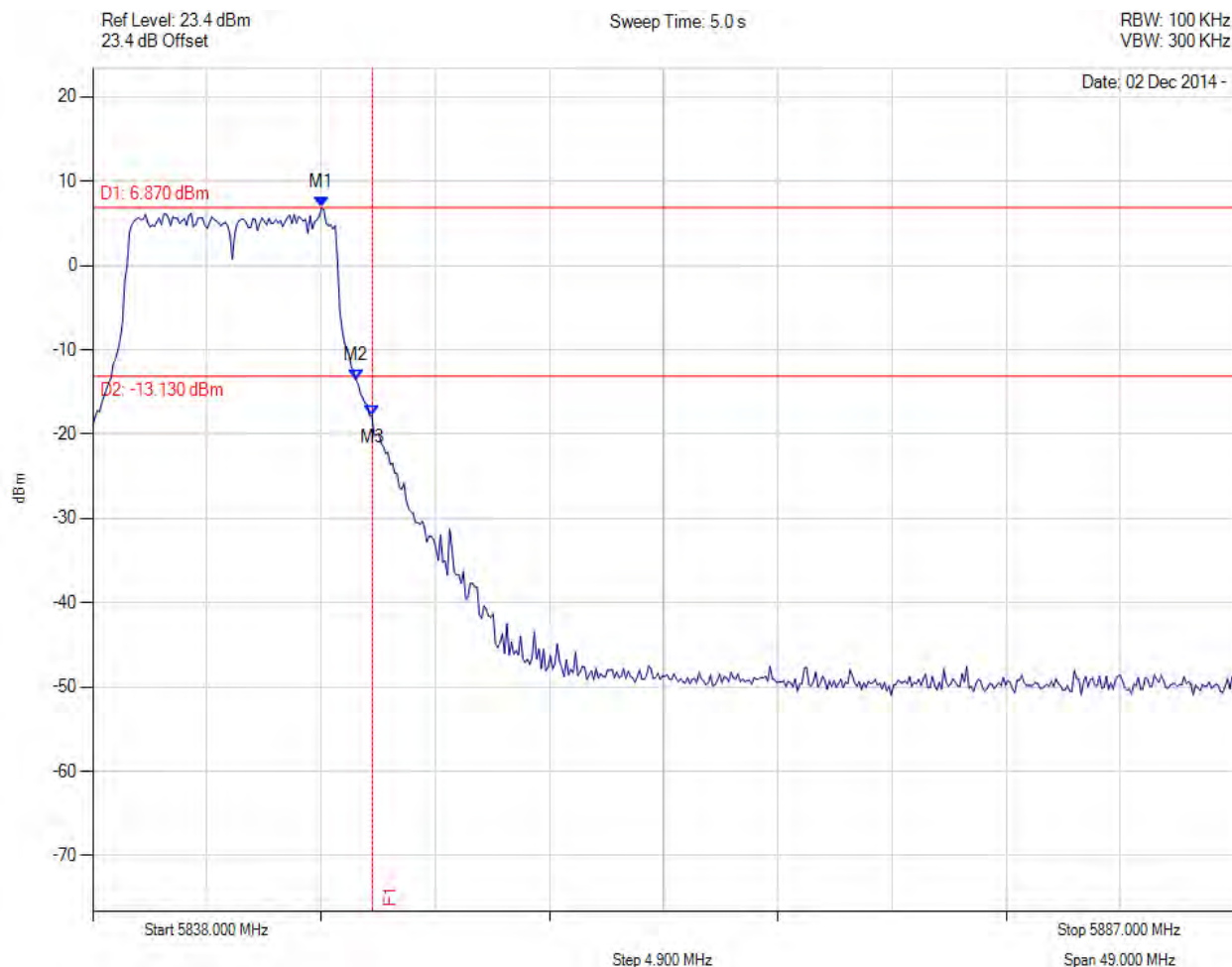


Title: RADWIN Ltd. AP0158770 Wireless Module
To: FCC 47 CFR Part 15.247
Serial #: RDWN40-U3 Rev A
Issue Date: 23rd March 2016
Page: 247 of 282



CONDUCTED HIGH BAND-EDGE EMISSIONS

Variant: 10 MHz, Channel: 5844.00 MHz, Chain b, Temp: Ambient, Voltage: 55 Vdc



Analyser Setup	Marker:Frequency:Amplitude	Test Results
Detector = MAX PEAK Sweep Count = 0 RF Atten (dB) = 10 Trace Mode = CLR/WRITE	M1 : 5847.820 MHz : 6.868 dBm M2 : 5849.293 MHz : -13.545 dBm M3 : 5850.000 MHz : -17.844 dBm	Channel Frequency: 5844.00 MHz

[Back to Matrix](#)

This test report may be reproduced in full only. The document may only be updated by MiCOM Labs personnel. Any changes will be noted in the Document History section of the report.

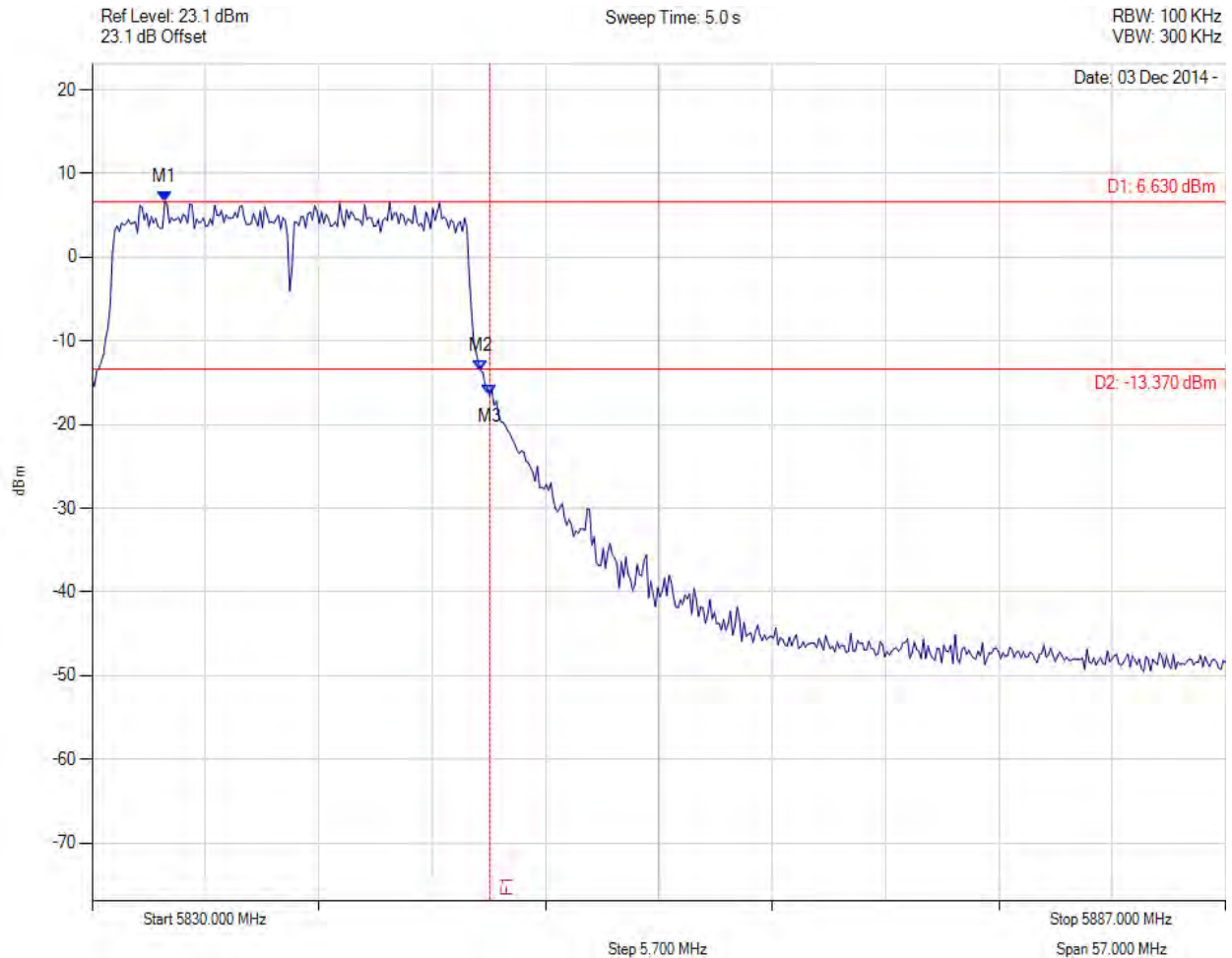


Title: RADWIN Ltd. AP0158770 Wireless Module
To: FCC 47 CFR Part 15.247
Serial #: RDWN40-U3 Rev A
Issue Date: 23rd March 2016
Page: 248 of 282



CONDUCTED HIGH BAND-EDGE EMISSIONS

Variant: 20 MHz, Channel: 5840.00 MHz, Chain a, Temp: Ambient, Voltage: 55 Vdc



Analyser Setup	Marker:Frequency:Amplitude	Test Results
Detector = MAX PEAK Sweep Count = 0 RF Atten (dB) = 10 Trace Mode = CLR/WRITE	M1 : 5833.655 MHz : 6.633 dBm M2 : 5849.533 MHz : -13.511 dBm M3 : 5850.000 MHz : -16.497 dBm	Channel Frequency: 5840.00 MHz

[Back to Matrix](#)

This test report may be reproduced in full only. The document may only be updated by MiCOM Labs personnel. Any changes will be noted in the Document History section of the report.

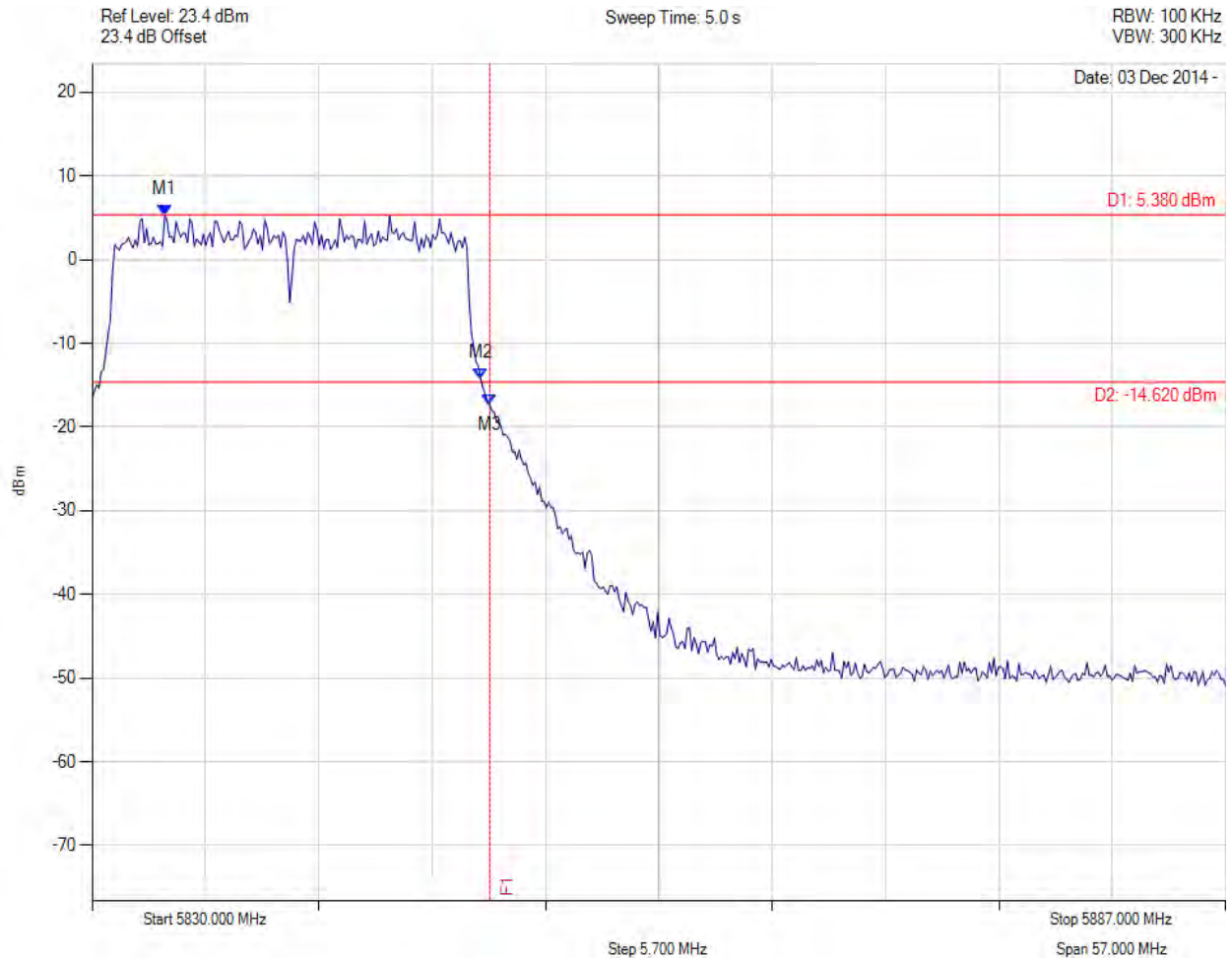


Title: RADWIN Ltd. AP0158770 Wireless Module
To: FCC 47 CFR Part 15.247
Serial #: RDWN40-U3 Rev A
Issue Date: 23rd March 2016
Page: 249 of 282



CONDUCTED HIGH BAND-EDGE EMISSIONS

Variant: 20 MHz, Channel: 5840.00 MHz, Chain b, Temp: Ambient, Voltage: 55 Vdc



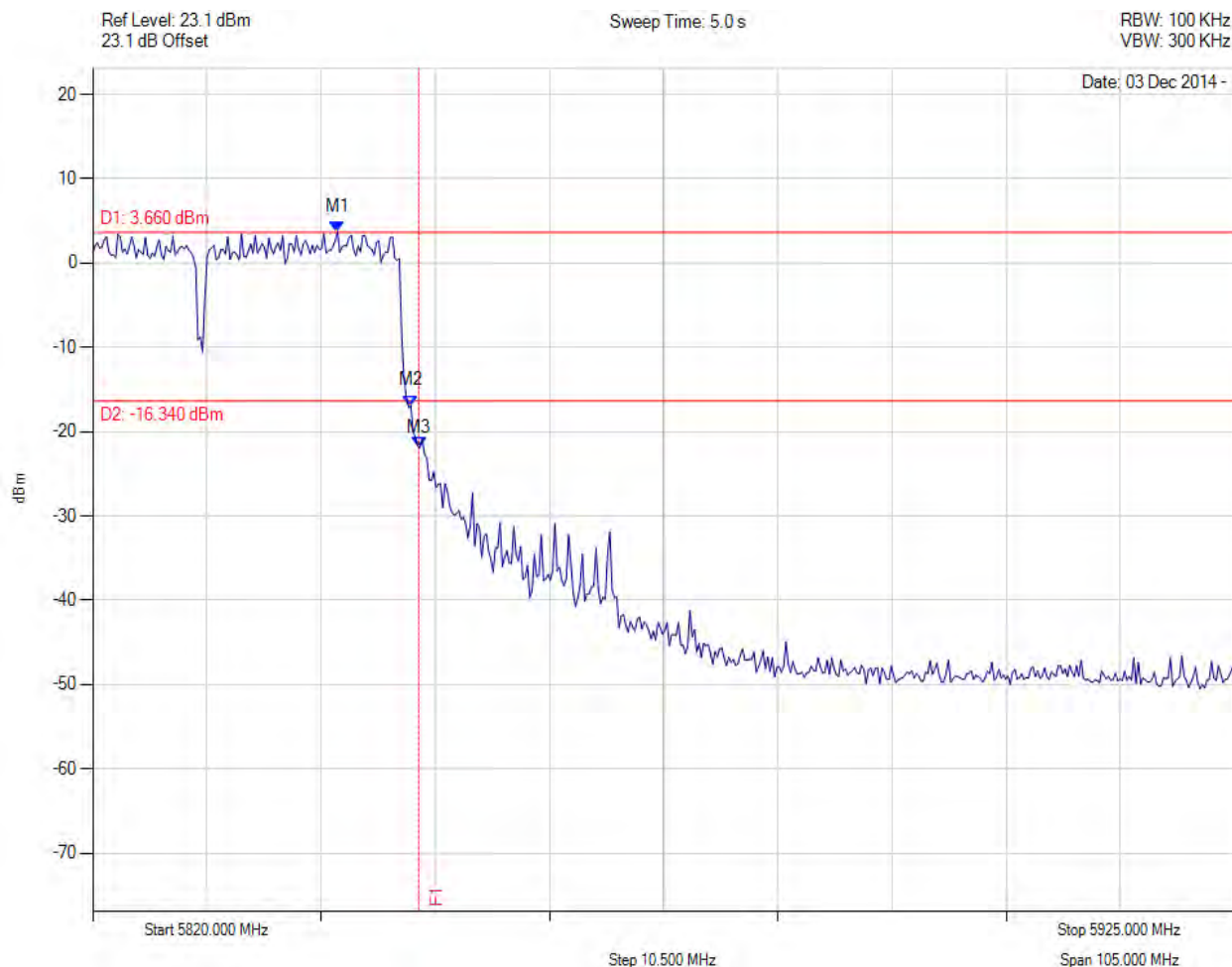
Analyser Setup	Marker:Frequency:Amplitude	Test Results
Detector = MAX PEAK Sweep Count = 0 RF Atten (dB) = 10 Trace Mode = CLR/WRITE	M1 : 5833.655 MHz : 5.379 dBm M2 : 5849.533 MHz : -14.171 dBm M3 : 5850.000 MHz : -17.279 dBm	Channel Frequency: 5840.00 MHz

[Back to Matrix](#)

This test report may be reproduced in full only. The document may only be updated by MiCOM Labs personnel. Any changes will be noted in the Document History section of the report.

CONDUCTED HIGH BAND-EDGE EMISSIONS

Variant: 40 MHz, Channel: 5830.00 MHz, Chain a, Temp: Ambient, Voltage: 55 Vdc



Analyser Setup	Marker:Frequency:Amplitude	Test Results
Detector = MAX PEAK Sweep Count = 0 RF Atten (dB) = 10 Trace Mode = CLR/WRITE	M1 : 5842.515 MHz : 3.661 dBm M2 : 5849.248 MHz : -16.916 dBm M3 : 5850.000 MHz : -21.899 dBm	Channel Frequency: 5830.00 MHz

[Back to Matrix](#)

This test report may be reproduced in full only. The document may only be updated by MiCOM Labs personnel. Any changes will be noted in the Document History section of the report.

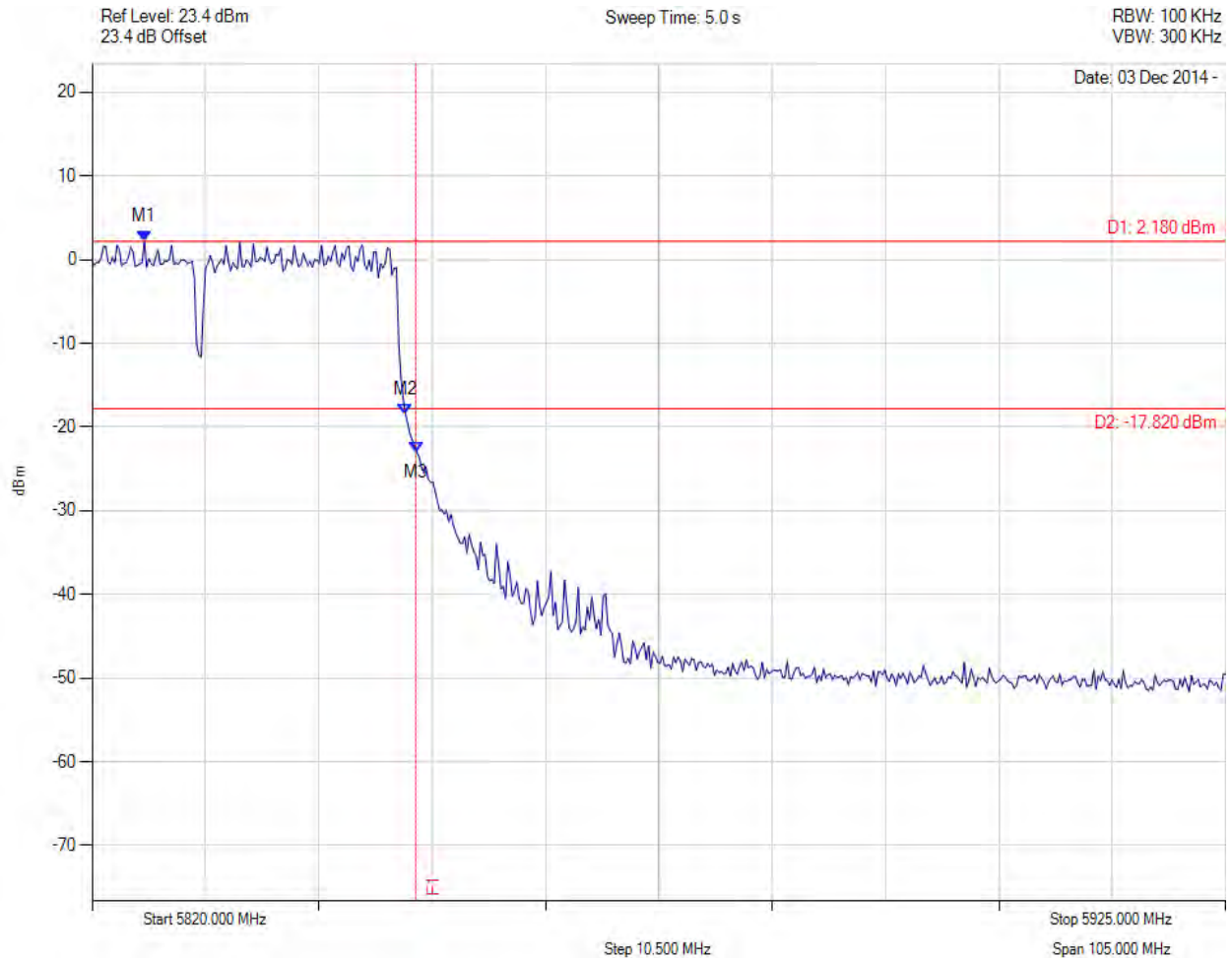


Title: RADWIN Ltd. AP0158770 Wireless Module
To: FCC 47 CFR Part 15.247
Serial #: RDWN40-U3 Rev A
Issue Date: 23rd March 2016
Page: 251 of 282



CONDUCTED HIGH BAND-EDGE EMISSIONS

Variant: 40 MHz, Channel: 5830.00 MHz, Chain b, Temp: Ambient, Voltage: 55 Vdc



Analyser Setup	Marker:Frequency:Amplitude	Test Results
Detector = MAX PEAK Sweep Count = 0 RF Atten (dB) = 10 Trace Mode = CLR/WRITE	M1 : 5824.840 MHz : 2.180 dBm M2 : 5849.038 MHz : -18.434 dBm M3 : 5850.000 MHz : -23.010 dBm	Channel Frequency: 5830.00 MHz

[Back to Matrix](#)

This test report may be reproduced in full only. The document may only be updated by MiCOM Labs personnel. Any changes will be noted in the Document History section of the report.

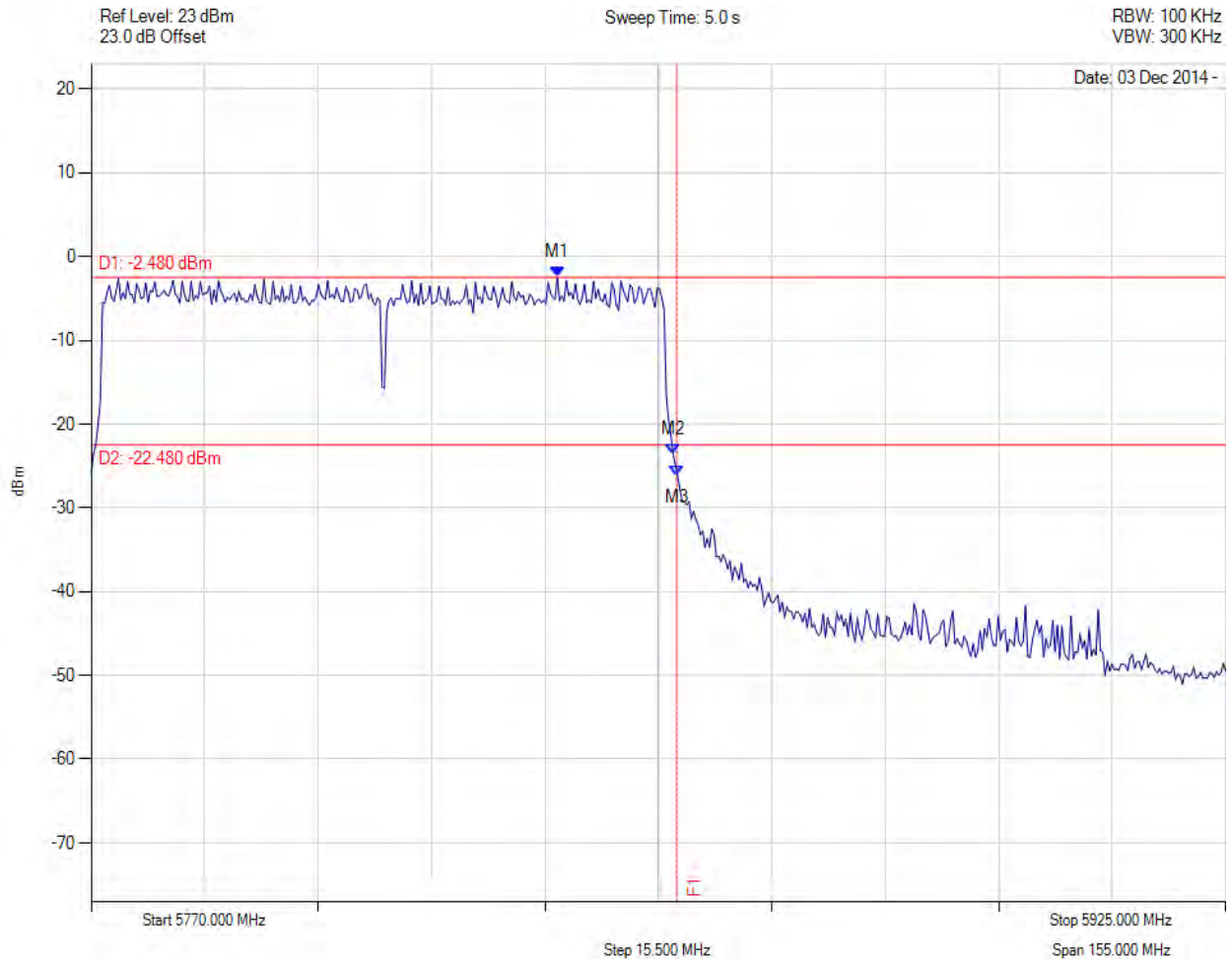


Title: RADWIN Ltd. AP0158770 Wireless Module
To: FCC 47 CFR Part 15.247
Serial #: RDWN40-U3 Rev A
Issue Date: 23rd March 2016
Page: 252 of 282



CONDUCTED HIGH BAND-EDGE EMISSIONS

Variant: 80 MHz, Channel: 5810.00 MHz, Chain a, Temp: Ambient, Voltage: 55 Vdc



Analyser Setup	Marker:Frequency:Amplitude	Test Results
Detector = MAX PEAK Sweep Count = 0 RF Atten (dB) = 10 Trace Mode = CLR/WRITE	M1 : 5833.677 MHz : -2.479 dBm M2 : 5849.519 MHz : -23.648 dBm M3 : 5850.000 MHz : -26.241 dBm	Channel Frequency: 5810.00 MHz

[Back to Matrix](#)

This test report may be reproduced in full only. The document may only be updated by MiCOM Labs personnel. Any changes will be noted in the Document History section of the report.

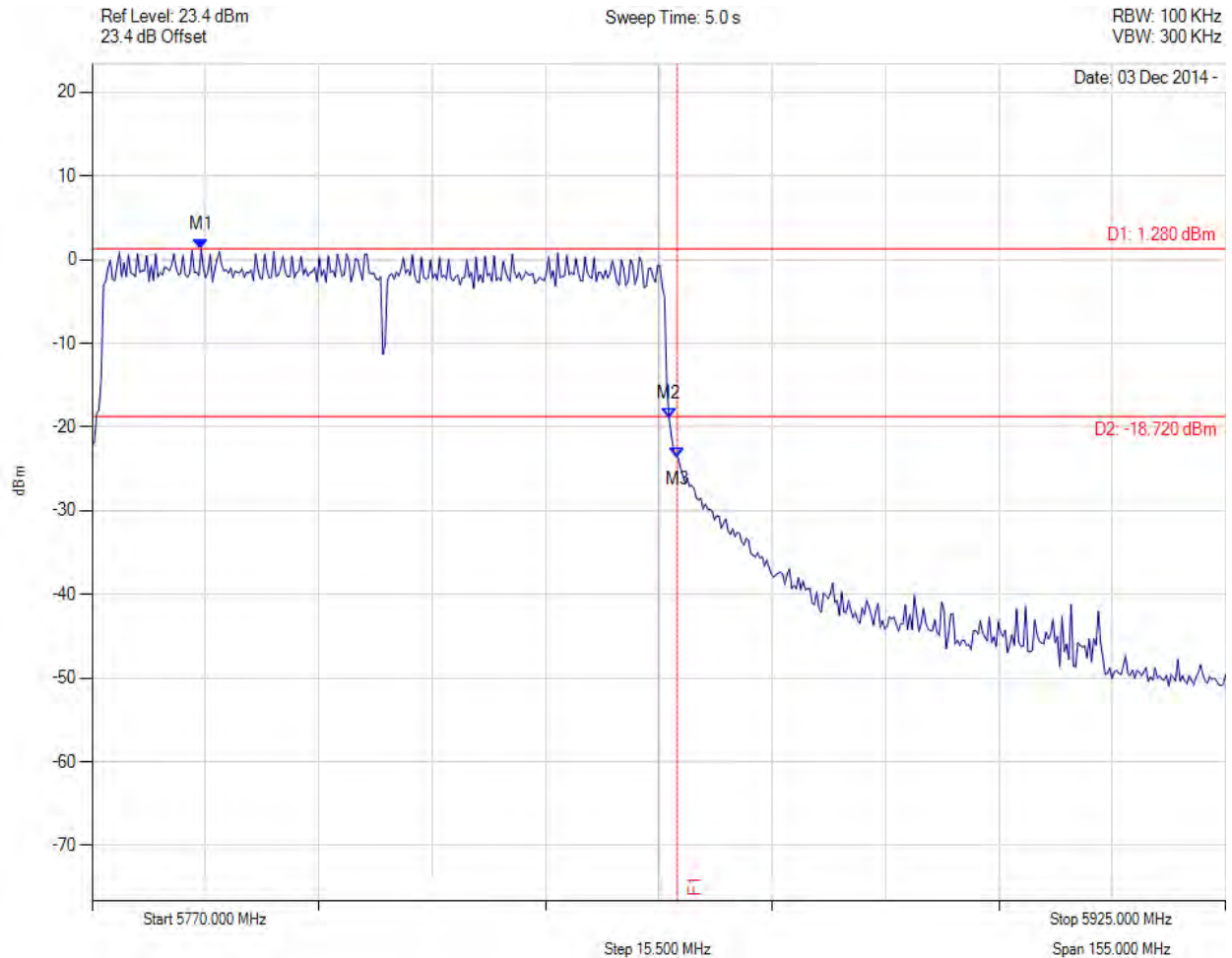


Title: RADWIN Ltd. AP0158770 Wireless Module
To: FCC 47 CFR Part 15.247
Serial #: RDWN40-U3 Rev A
Issue Date: 23rd March 2016
Page: 253 of 282



CONDUCTED HIGH BAND-EDGE EMISSIONS

Variant: 80 MHz, Channel: 5810.00 MHz, Chain b, Temp: Ambient, Voltage: 55 Vdc



Analyser Setup	Marker:Frequency:Amplitude	Test Results
Detector = MAX PEAK Sweep Count = 0 RF Atten (dB) = 10 Trace Mode = CLR/WRITE	M1 : 5784.910 MHz : 1.279 dBm M2 : 5848.898 MHz : -18.969 dBm M3 : 5850.000 MHz : -23.669 dBm	Channel Frequency: 5810.00 MHz

[Back to Matrix](#)

This test report may be reproduced in full only. The document may only be updated by MiCOM Labs personnel. Any changes will be noted in the Document History section of the report.

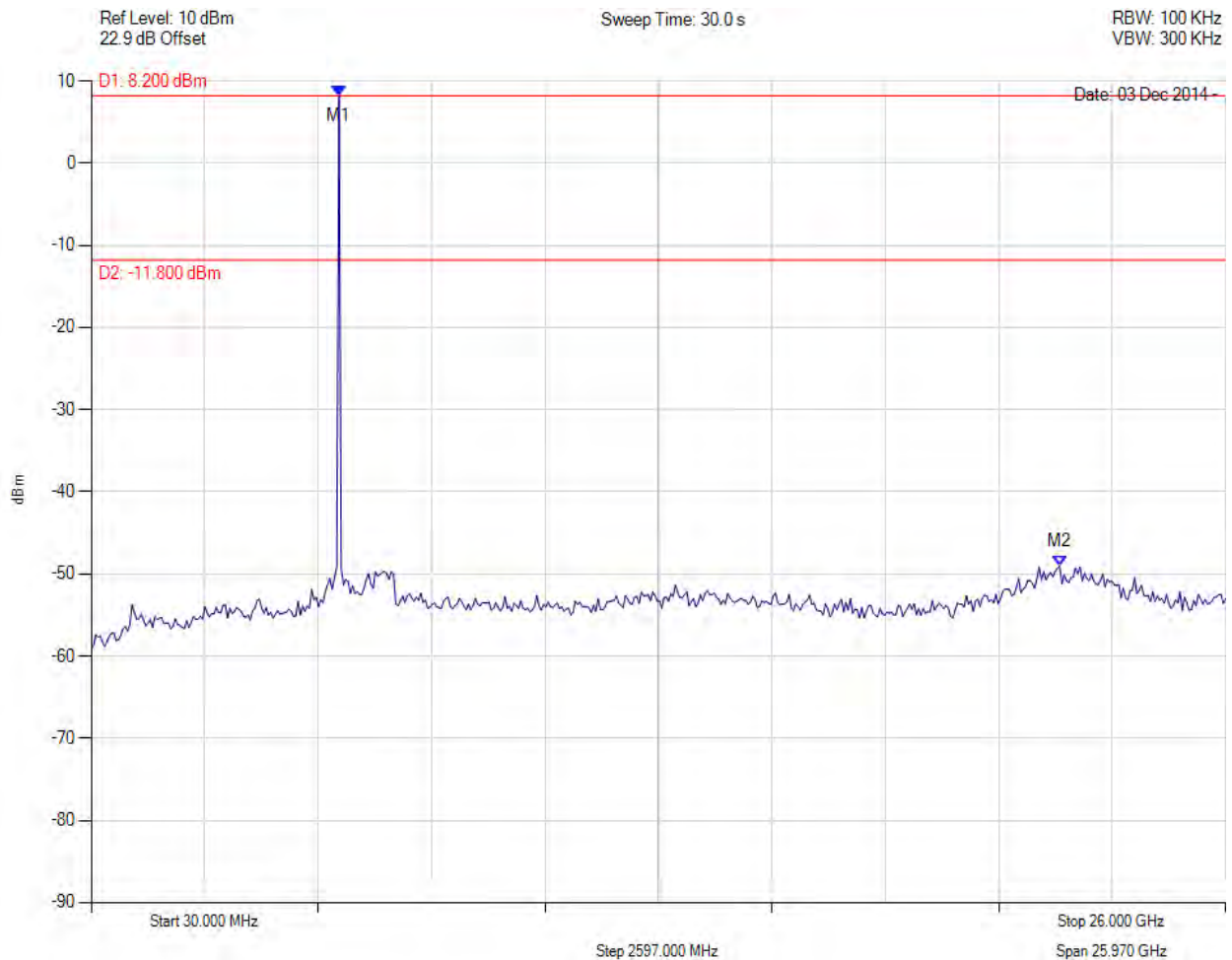


Title: RADWIN Ltd. AP0158770 Wireless Module
To: FCC 47 CFR Part 15.247
Serial #: RDWN40-U3 Rev A
Issue Date: 23rd March 2016
Page: 254 of 282



CONDUCTED SPURIOUS EMISSIONS

Variant: 5 MHz, Channel: 5730.00 MHz, Chain a, Temp: Ambient, Voltage: 55 Vdc



Analyser Setup	Marker:Frequency:Amplitude	Test Results
Detector = MAX PEAK Sweep Count = 0 RF Atten (dB) = 10 Trace Mode = CLR/WRITE	M1 : 5702.806 MHz : 8.200 dBm M2 : 22.201 GHz : -49.023 dBm	Limit: -11.80 dBm Margin: -37.22 dB

[Back to Matrix](#)

This test report may be reproduced in full only. The document may only be updated by MiCOM Labs personnel. Any changes will be noted in the Document History section of the report.

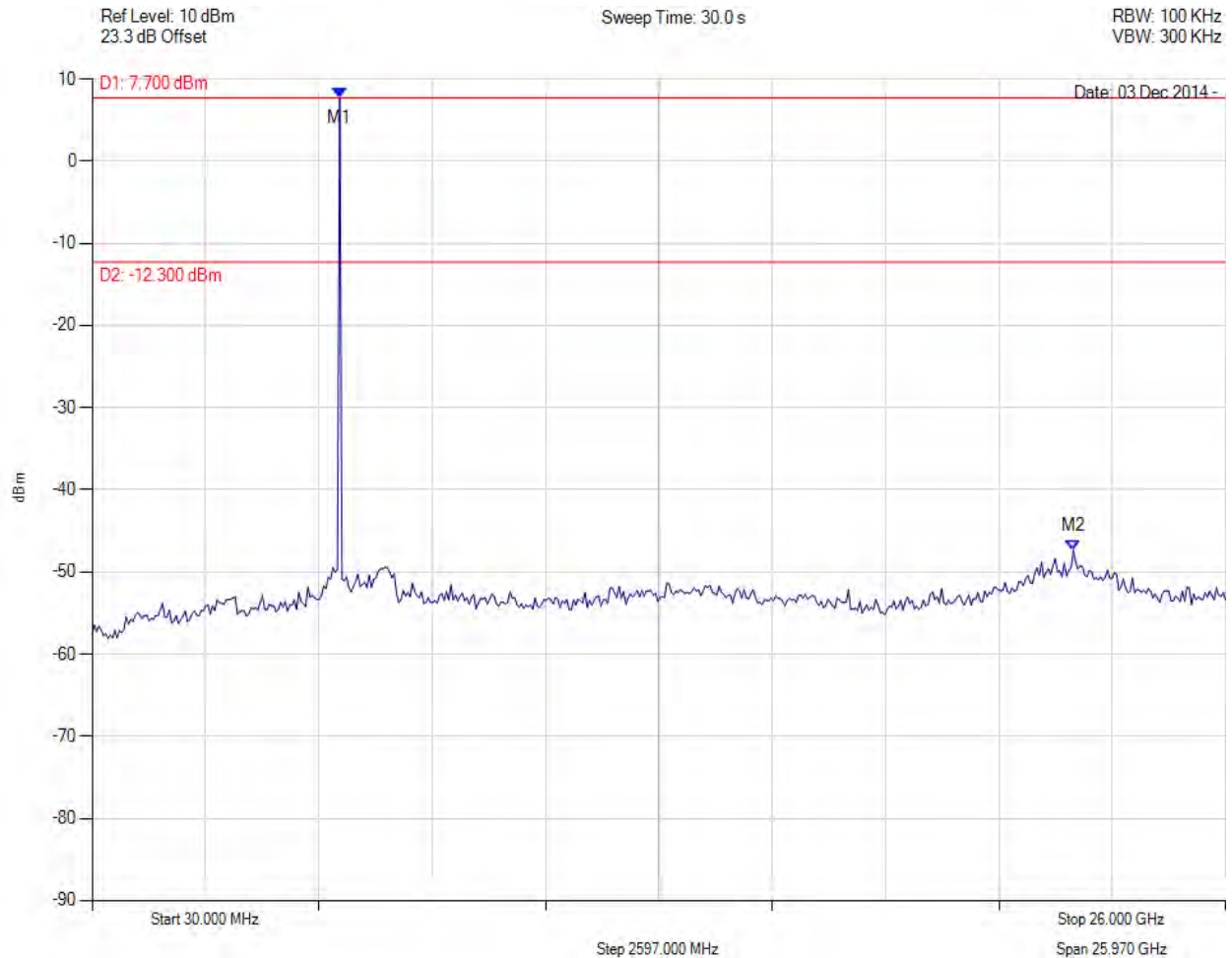


Title: RADWIN Ltd. AP0158770 Wireless Module
To: FCC 47 CFR Part 15.247
Serial #: RDWN40-U3 Rev A
Issue Date: 23rd March 2016
Page: 255 of 282



CONDUCTED SPURIOUS EMISSIONS

Variant: 5 MHz, Channel: 5730.00 MHz, Chain b, Temp: Ambient, Voltage: 55 Vdc



Analyser Setup	Marker:Frequency:Amplitude	Test Results
Detector = MAX PEAK Sweep Count = 0 RF Atten (dB) = 10 Trace Mode = CLR/WRITE	M1 : 5702.806 MHz : 7.702 dBm M2 : 22.513 GHz : -47.362 dBm	Limit: -12.30 dBm Margin: -35.06 dB

[Back to Matrix](#)

This test report may be reproduced in full only. The document may only be updated by MiCOM Labs personnel. Any changes will be noted in the Document History section of the report.

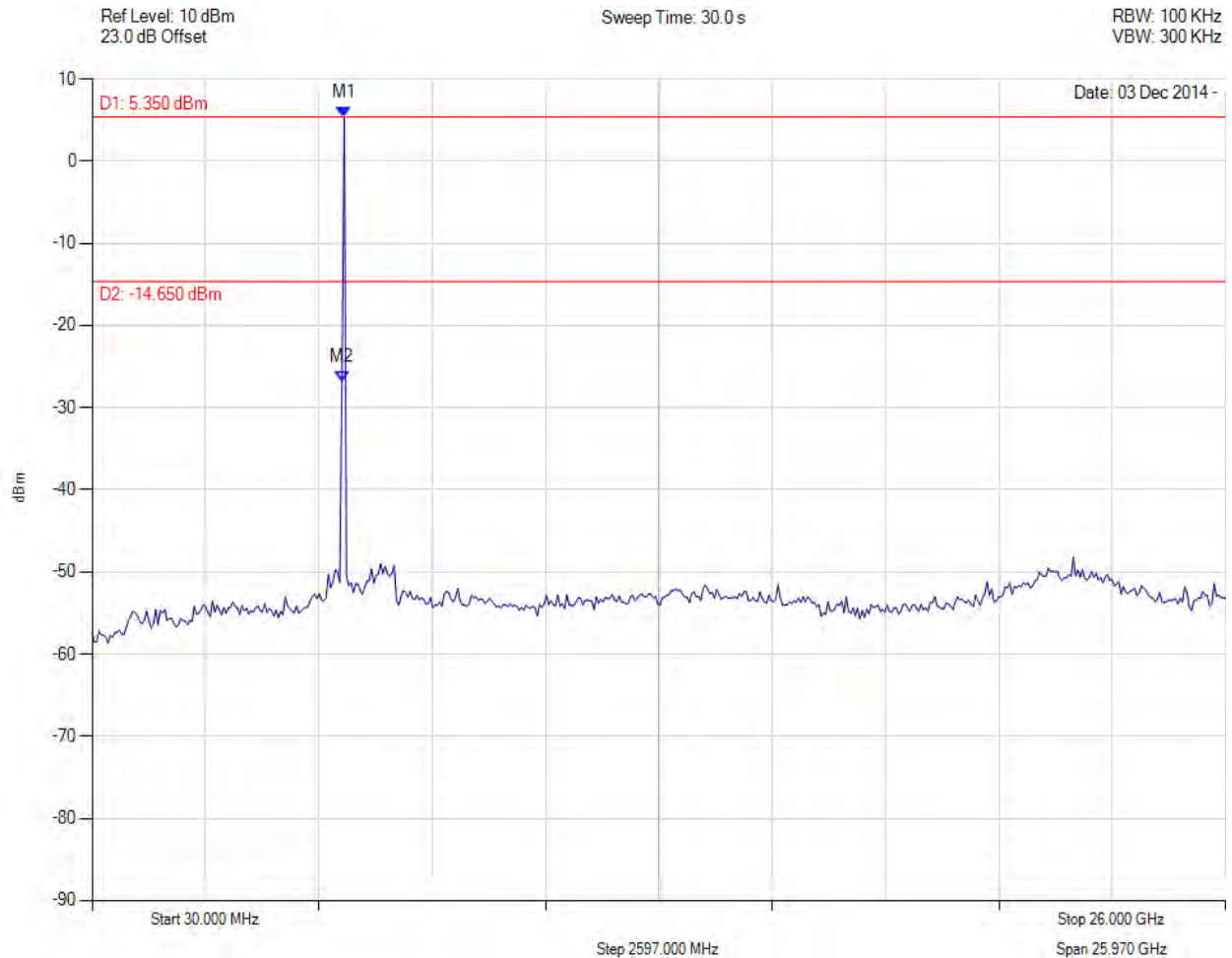


Title: RADWIN Ltd. AP0158770 Wireless Module
To: FCC 47 CFR Part 15.247
Serial #: RDWN40-U3 Rev A
Issue Date: 23rd March 2016
Page: 256 of 282



CONDUCTED SPURIOUS EMISSIONS

Variant: 5 MHz, Channel: 5800.00 MHz, Chain a, Temp: Ambient, Voltage: 55 Vdc



Analyser Setup	Marker:Frequency:Amplitude	Test Results
Detector = MAX PEAK Sweep Count = 0 RF Atten (dB) = 10 Trace Mode = CLR/WRITE	M1 : 5806.894 MHz : 5.347 dBm M2 : 5754.850 MHz : -26.851 dBm	Limit: -14.65 dBm Margin: -12.20 dB

[Back to Matrix](#)

This test report may be reproduced in full only. The document may only be updated by MiCOM Labs personnel. Any changes will be noted in the Document History section of the report.

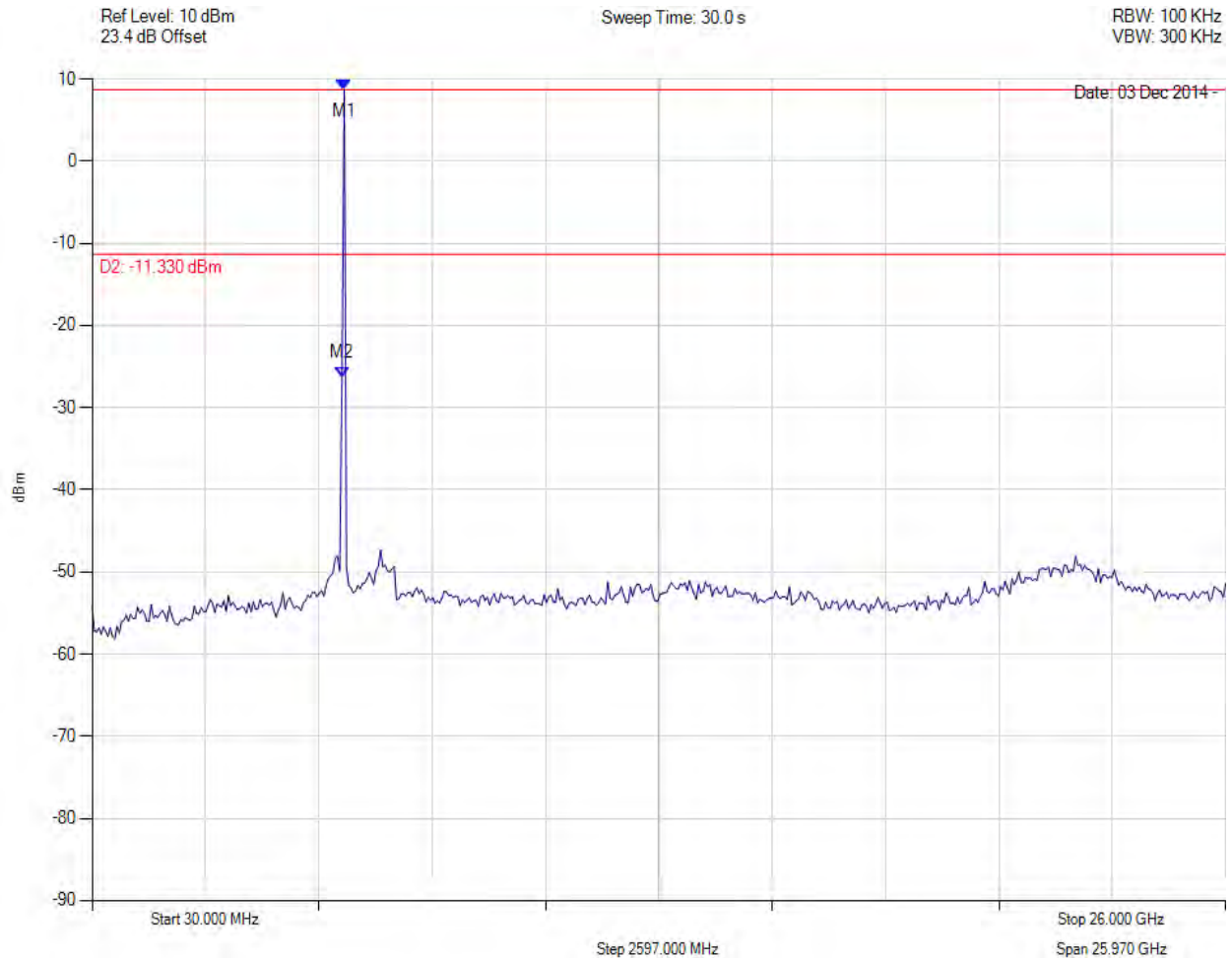


Title: RADWIN Ltd. AP0158770 Wireless Module
To: FCC 47 CFR Part 15.247
Serial #: RDWN40-U3 Rev A
Issue Date: 23rd March 2016
Page: 257 of 282



CONDUCTED SPURIOUS EMISSIONS

Variant: 5 MHz, Channel: 5800.00 MHz, Chain b, Temp: Ambient, Voltage: 55 Vdc



Analyser Setup	Marker:Frequency:Amplitude	Test Results
Detector = MAX PEAK Sweep Count = 0 RF Atten (dB) = 10 Trace Mode = CLR/WRITE	M1 : 5806.894 MHz : 8.674 dBm M2 : 5754.850 MHz : -26.359 dBm	Limit: -11.33 dBm Margin: -15.03 dB

[Back to Matrix](#)

This test report may be reproduced in full only. The document may only be updated by MiCOM Labs personnel. Any changes will be noted in the Document History section of the report.

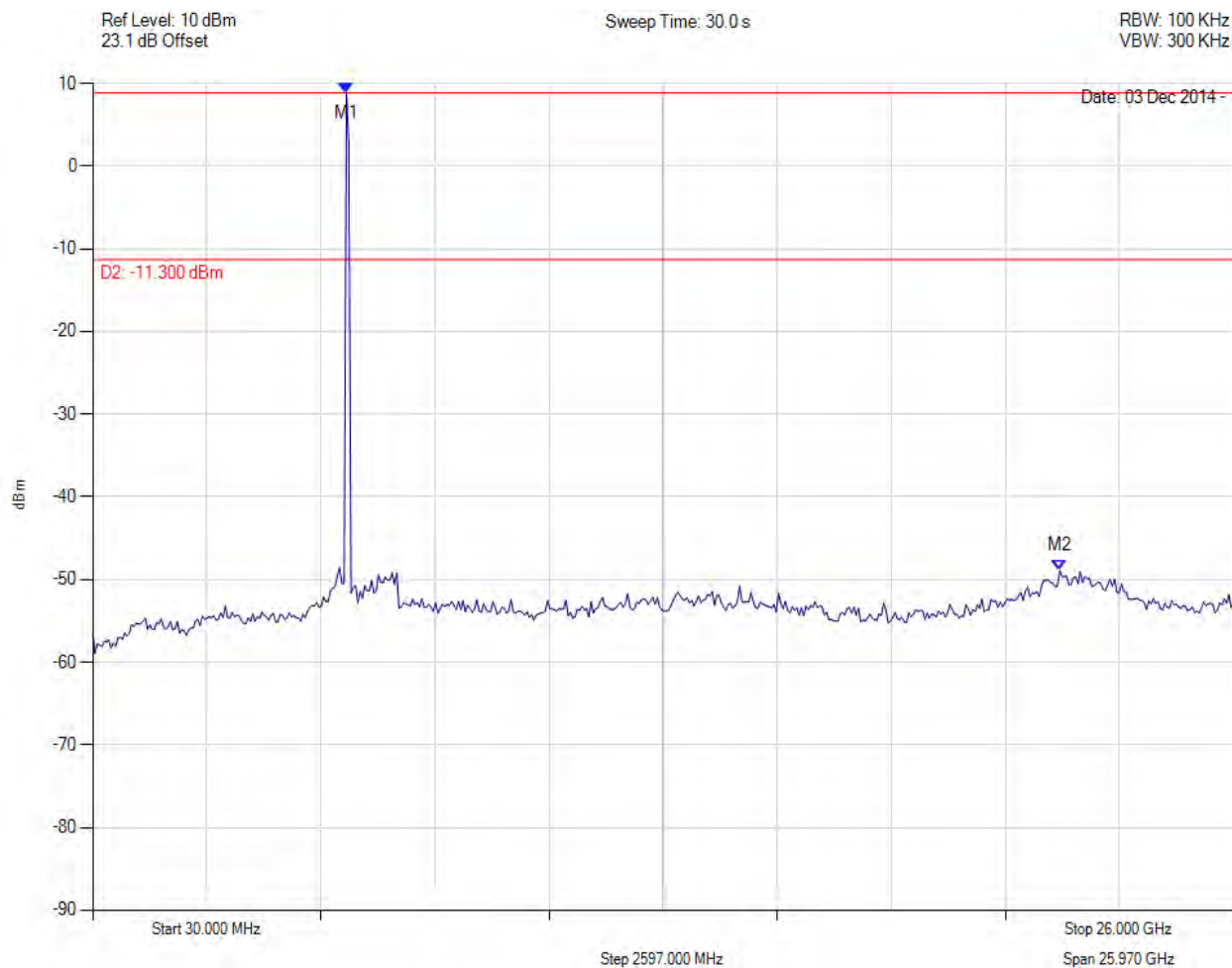


Title: RADWIN Ltd. AP0158770 Wireless Module
To: FCC 47 CFR Part 15.247
Serial #: RDWN40-U3 Rev A
Issue Date: 23rd March 2016
Page: 258 of 282



CONDUCTED SPURIOUS EMISSIONS

Variant: 5 MHz, Channel: 5845.00 MHz, Chain a, Temp: Ambient, Voltage: 55 Vdc



Analyser Setup	Marker:Frequency:Amplitude	Test Results
Detector = MAX PEAK Sweep Count = 0 RF Atten (dB) = 10 Trace Mode = CLR/WRITE	M1 : 5806.894 MHz : 8.867 dBm M2 : 22.045 GHz : -48.958 dBm	Limit: -11.30 dBm Margin: -37.66 dB

[Back to Matrix](#)

This test report may be reproduced in full only. The document may only be updated by MiCOM Labs personnel. Any changes will be noted in the Document History section of the report.

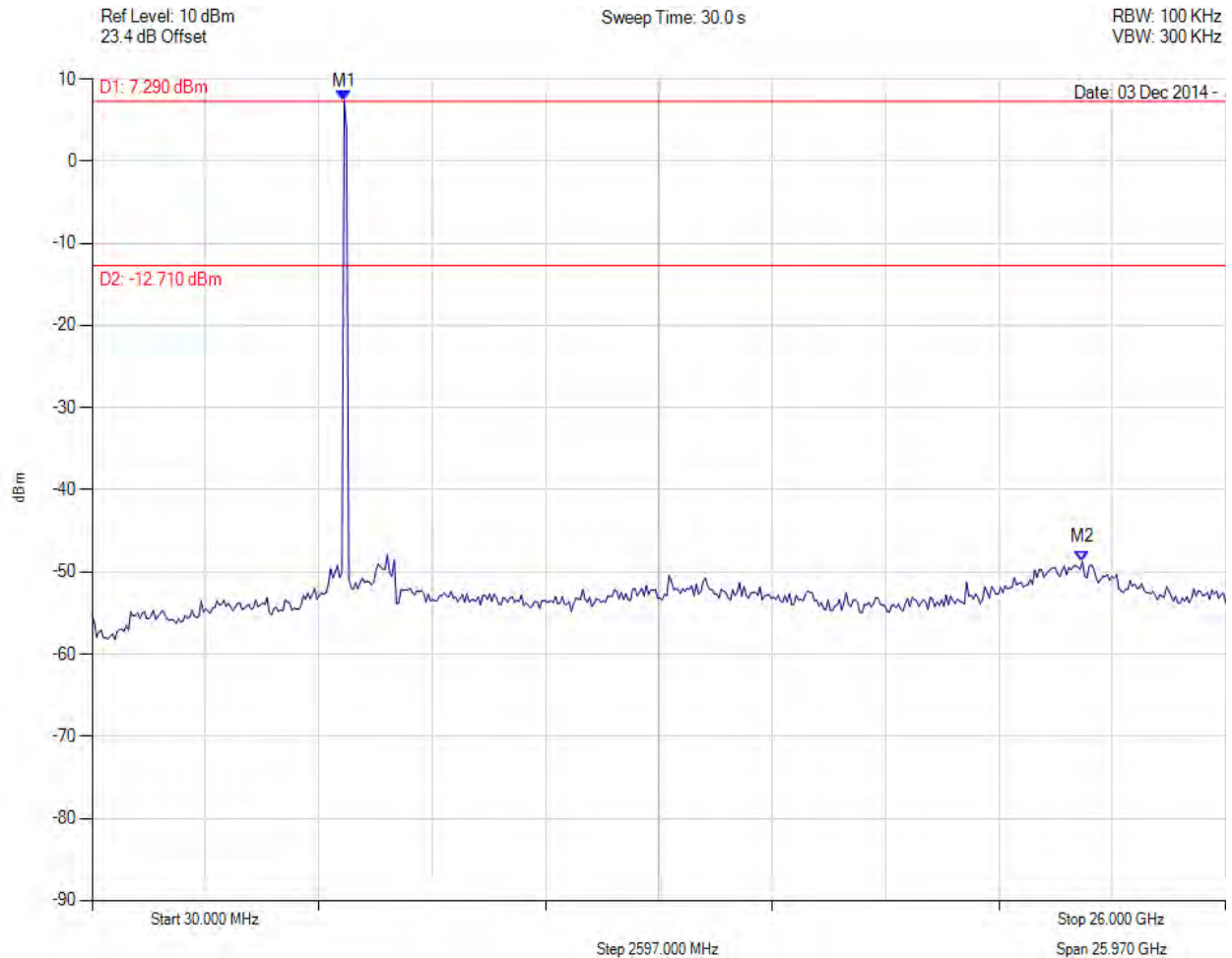


Title: RADWIN Ltd. AP0158770 Wireless Module
To: FCC 47 CFR Part 15.247
Serial #: RDWN40-U3 Rev A
Issue Date: 23rd March 2016
Page: 259 of 282



CONDUCTED SPURIOUS EMISSIONS

Variant: 5 MHz, Channel: 5845.00 MHz, Chain b, Temp: Ambient, Voltage: 55 Vdc



Analyser Setup	Marker:Frequency:Amplitude	Test Results
Detector = MAX PEAK Sweep Count = 0 RF Atten (dB) = 10 Trace Mode = CLR/WRITE	M1 : 5806.894 MHz : 7.289 dBm M2 : 22.721 GHz : -48.684 dBm	Limit: -12.71 dBm Margin: -35.97 dB

[Back to Matrix](#)

This test report may be reproduced in full only. The document may only be updated by MiCOM Labs personnel. Any changes will be noted in the Document History section of the report.

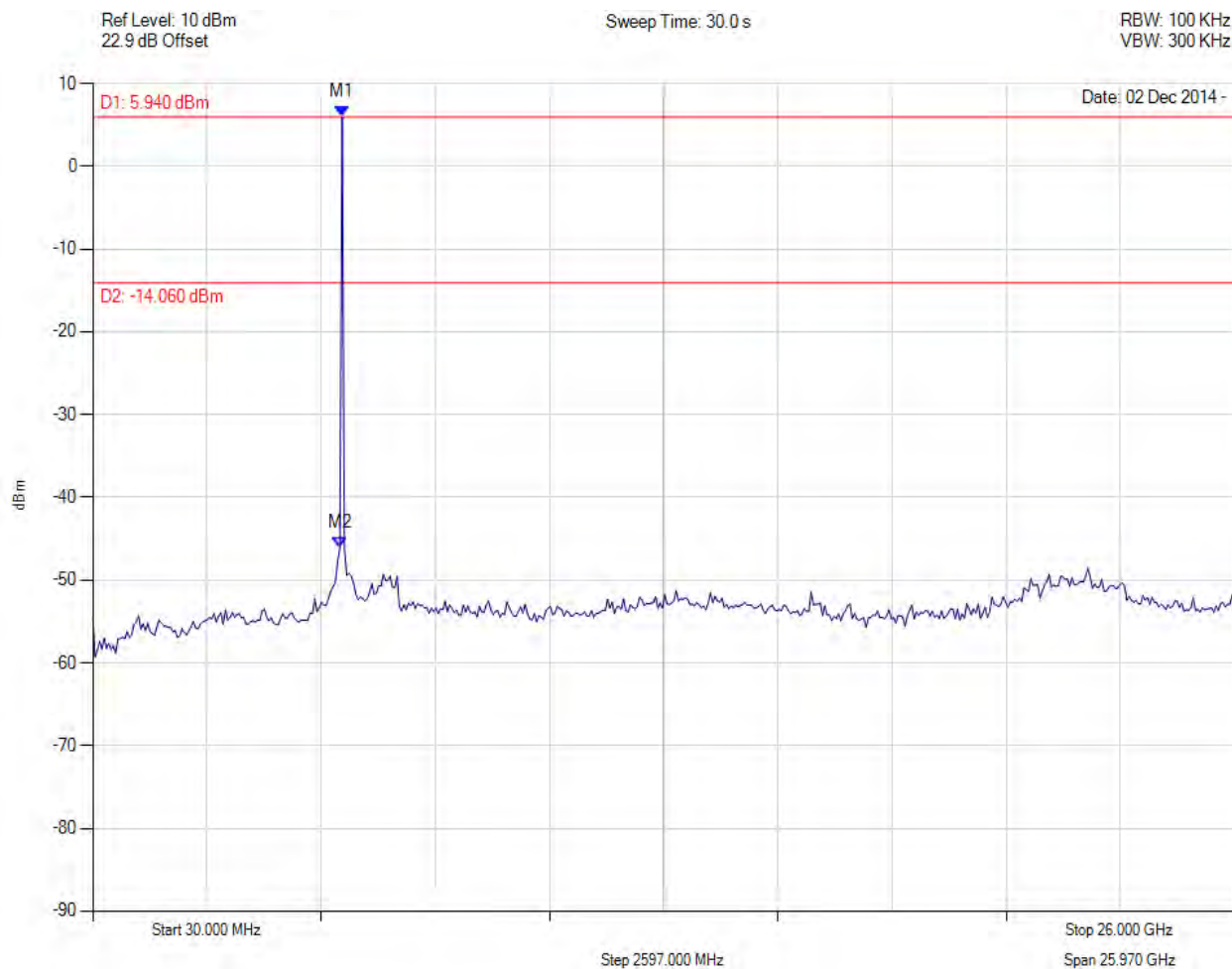


Title: RADWIN Ltd. AP0158770 Wireless Module
To: FCC 47 CFR Part 15.247
Serial #: RDWN40-U3 Rev A
Issue Date: 23rd March 2016
Page: 260 of 282



CONDUCTED SPURIOUS EMISSIONS

Variant: 10 MHz, Channel: 5731.00 MHz, Chain a, Temp: Ambient, Voltage: 55 Vdc



Analyser Setup	Marker:Frequency:Amplitude	Test Results
Detector = MAX PEAK Sweep Count = 0 RF Atten (dB) = 10 Trace Mode = CLR/WRITE	M1 : 5702.806 MHz : 5.937 dBm M2 : 5650.762 MHz : -46.129 dBm	Limit: -14.06 dBm Margin: -32.07 dB

[Back to Matrix](#)

This test report may be reproduced in full only. The document may only be updated by MiCOM Labs personnel. Any changes will be noted in the Document History section of the report.

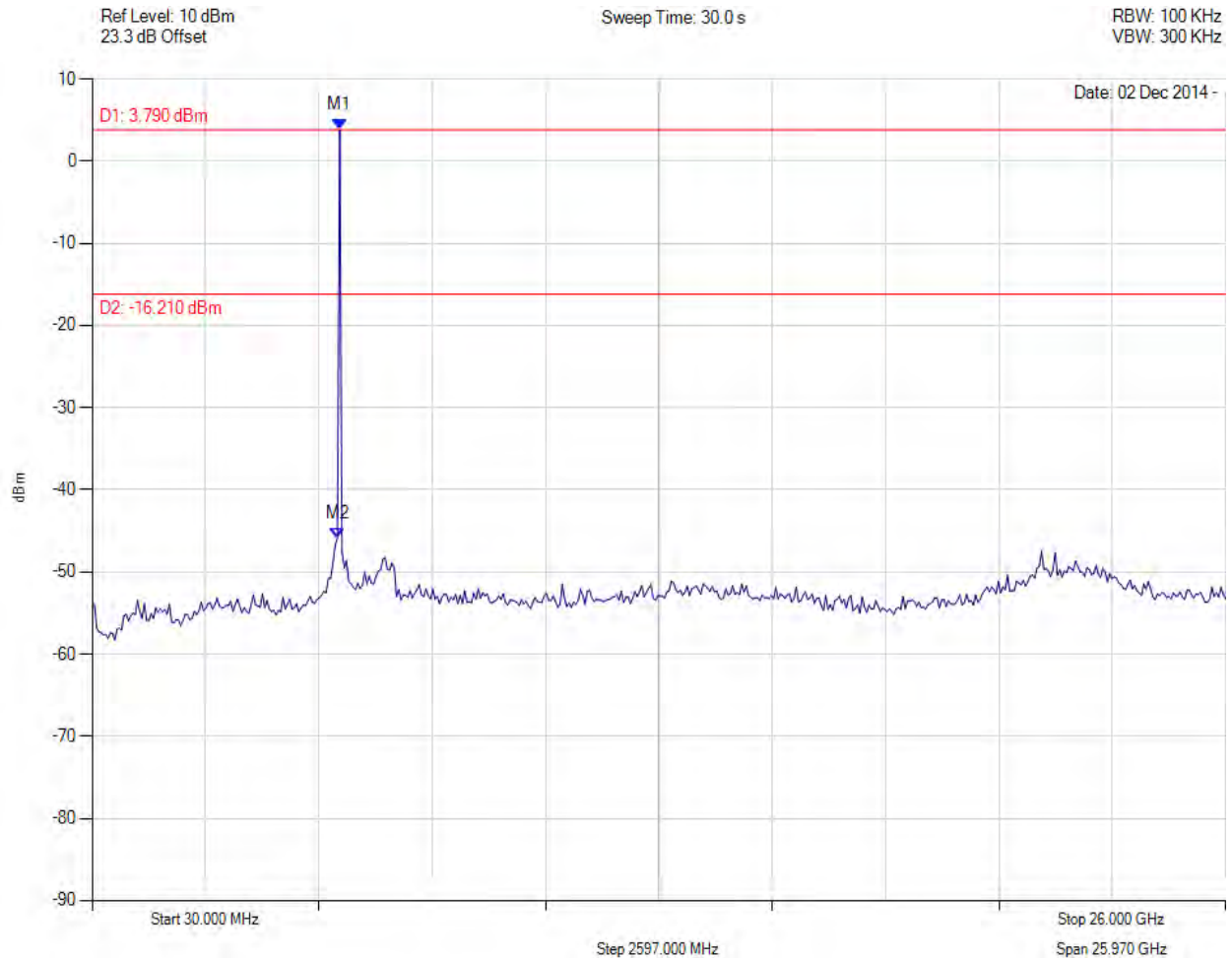


Title: RADWIN Ltd. AP0158770 Wireless Module
To: FCC 47 CFR Part 15.247
Serial #: RDWN40-U3 Rev A
Issue Date: 23rd March 2016
Page: 261 of 282



CONDUCTED SPURIOUS EMISSIONS

Variant: 10 MHz, Channel: 5731.00 MHz, Chain b, Temp: Ambient, Voltage: 55 Vdc



Analyser Setup	Marker:Frequency:Amplitude	Test Results
Detector = MAX PEAK Sweep Count = 0 RF Atten (dB) = 10 Trace Mode = CLR/WRITE	M1 : 5702.806 MHz : 3.787 dBm M2 : 5650.762 MHz : -45.861 dBm	Limit: -16.21 dBm Margin: -29.65 dB

[Back to Matrix](#)

This test report may be reproduced in full only. The document may only be updated by MiCOM Labs personnel. Any changes will be noted in the Document History section of the report.

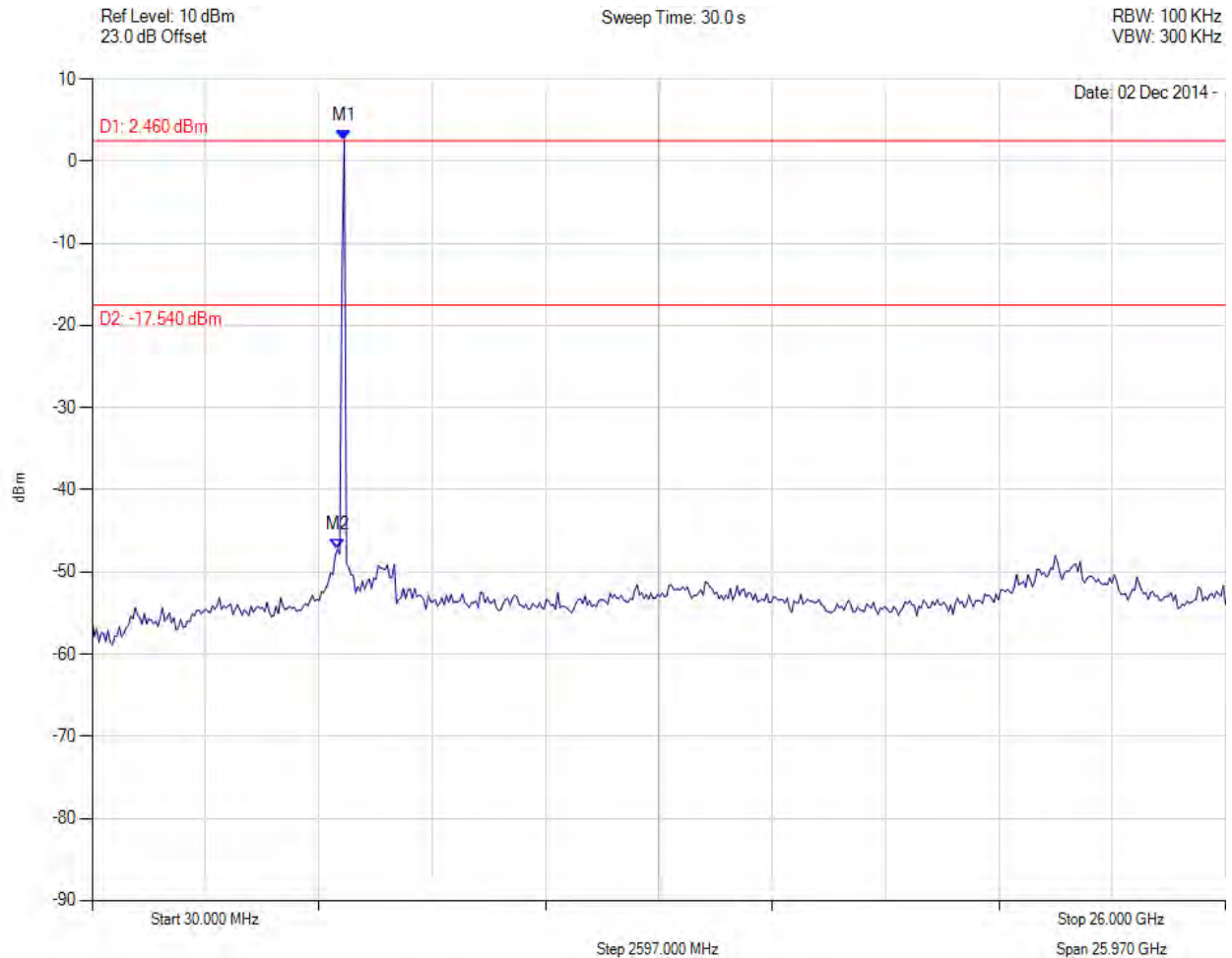


Title: RADWIN Ltd. AP0158770 Wireless Module
To: FCC 47 CFR Part 15.247
Serial #: RDWN40-U3 Rev A
Issue Date: 23rd March 2016
Page: 262 of 282



CONDUCTED SPURIOUS EMISSIONS

Variant: 10 MHz, Channel: 5800.00 MHz, Chain a, Temp: Ambient, Voltage: 55 Vdc



Analyser Setup	Marker:Frequency:Amplitude	Test Results
Detector = MAX PEAK Sweep Count = 0 RF Atten (dB) = 10 Trace Mode = CLR/WRITE	M1 : 5806.894 MHz : 2.457 dBm M2 : 5650.762 MHz : -47.234 dBm	Limit: -17.54 dBm Margin: -29.69 dB

[Back to Matrix](#)

This test report may be reproduced in full only. The document may only be updated by MiCOM Labs personnel. Any changes will be noted in the Document History section of the report.

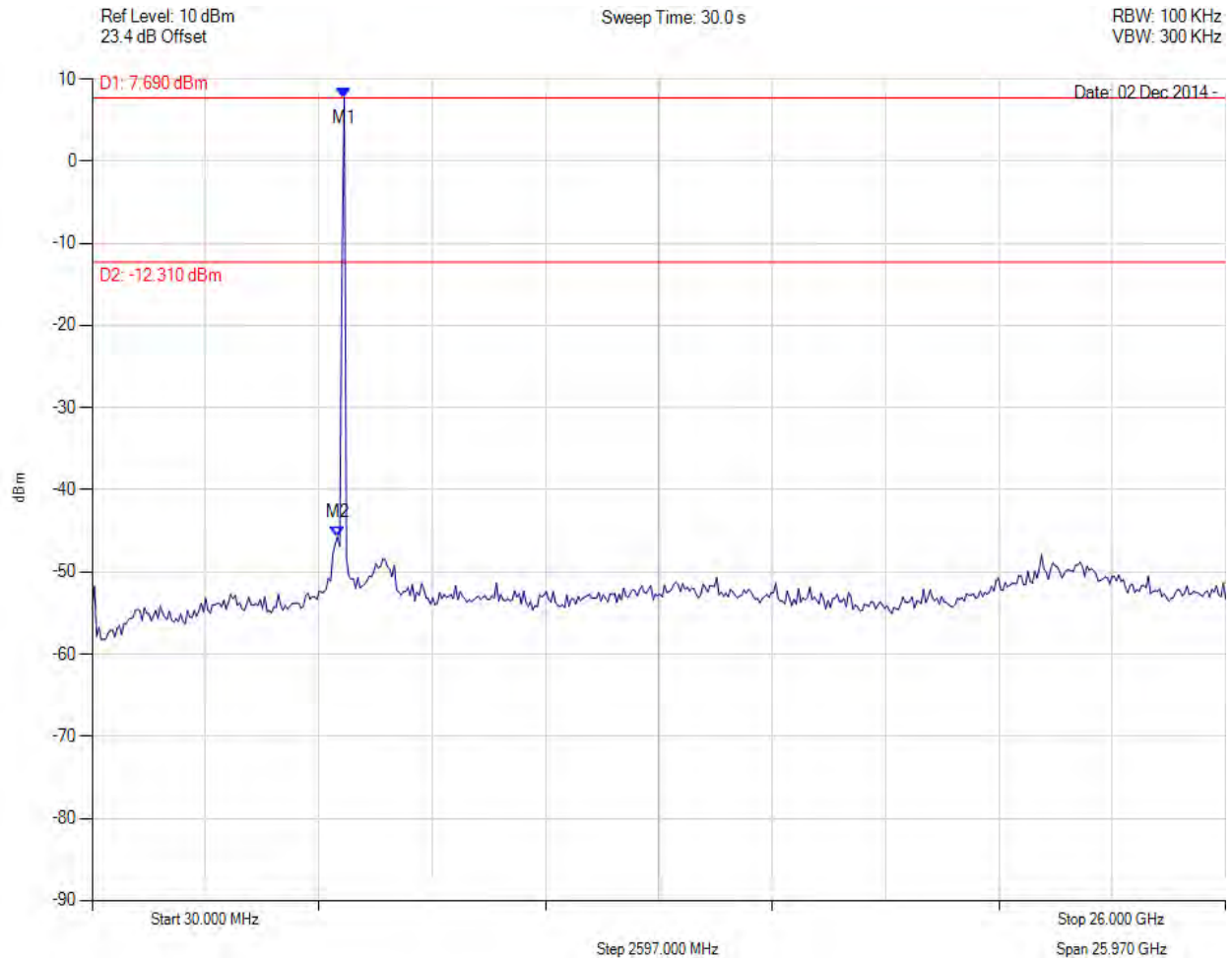


Title: RADWIN Ltd. AP0158770 Wireless Module
To: FCC 47 CFR Part 15.247
Serial #: RDWN40-U3 Rev A
Issue Date: 23rd March 2016
Page: 263 of 282



CONDUCTED SPURIOUS EMISSIONS

Variant: 10 MHz, Channel: 5800.00 MHz, Chain b, Temp: Ambient, Voltage: 55 Vdc



Analyser Setup	Marker:Frequency:Amplitude	Test Results
Detector = MAX PEAK Sweep Count = 0 RF Atten (dB) = 10 Trace Mode = CLR/WRITE	M1 : 5806.894 MHz : 7.690 dBm M2 : 5650.762 MHz : -45.767 dBm	Limit: -12.31 dBm Margin: -33.46 dB

[Back to Matrix](#)

This test report may be reproduced in full only. The document may only be updated by MiCOM Labs personnel. Any changes will be noted in the Document History section of the report.

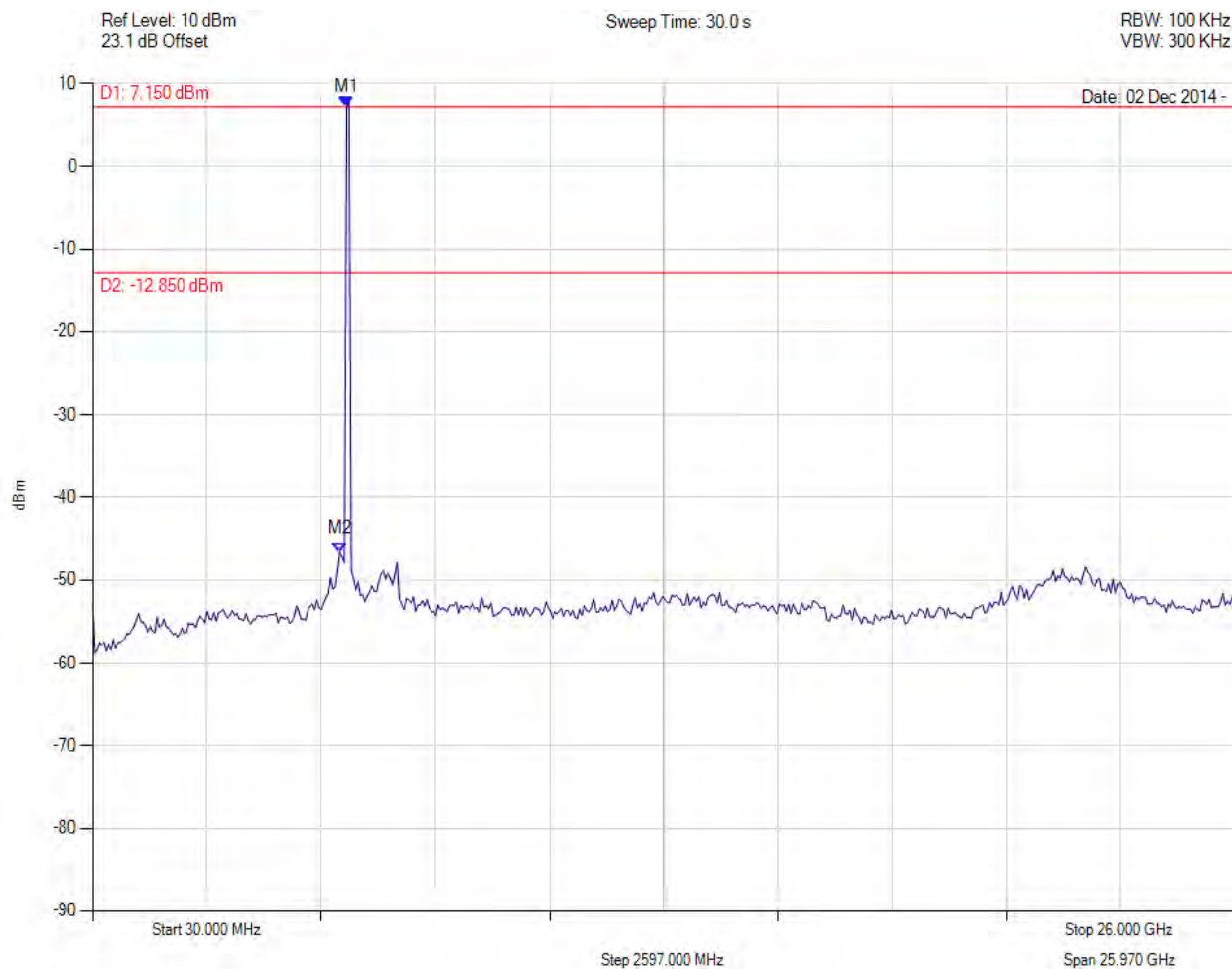


Title: RADWIN Ltd. AP0158770 Wireless Module
To: FCC 47 CFR Part 15.247
Serial #: RDWN40-U3 Rev A
Issue Date: 23rd March 2016
Page: 264 of 282



CONDUCTED SPURIOUS EMISSIONS

Variant: 10 MHz, Channel: 5844.00 MHz, Chain a, Temp: Ambient, Voltage: 55 Vdc



Analyser Setup	Marker:Frequency:Amplitude	Test Results
Detector = MAX PEAK Sweep Count = 0 RF Atten (dB) = 10 Trace Mode = CLR/WRITE	M1 : 5806.894 MHz : 7.155 dBm M2 : 5650.762 MHz : -46.719 dBm	Limit: -12.85 dBm Margin: -33.87 dB

[Back to Matrix](#)

This test report may be reproduced in full only. The document may only be updated by MiCOM Labs personnel. Any changes will be noted in the Document History section of the report.

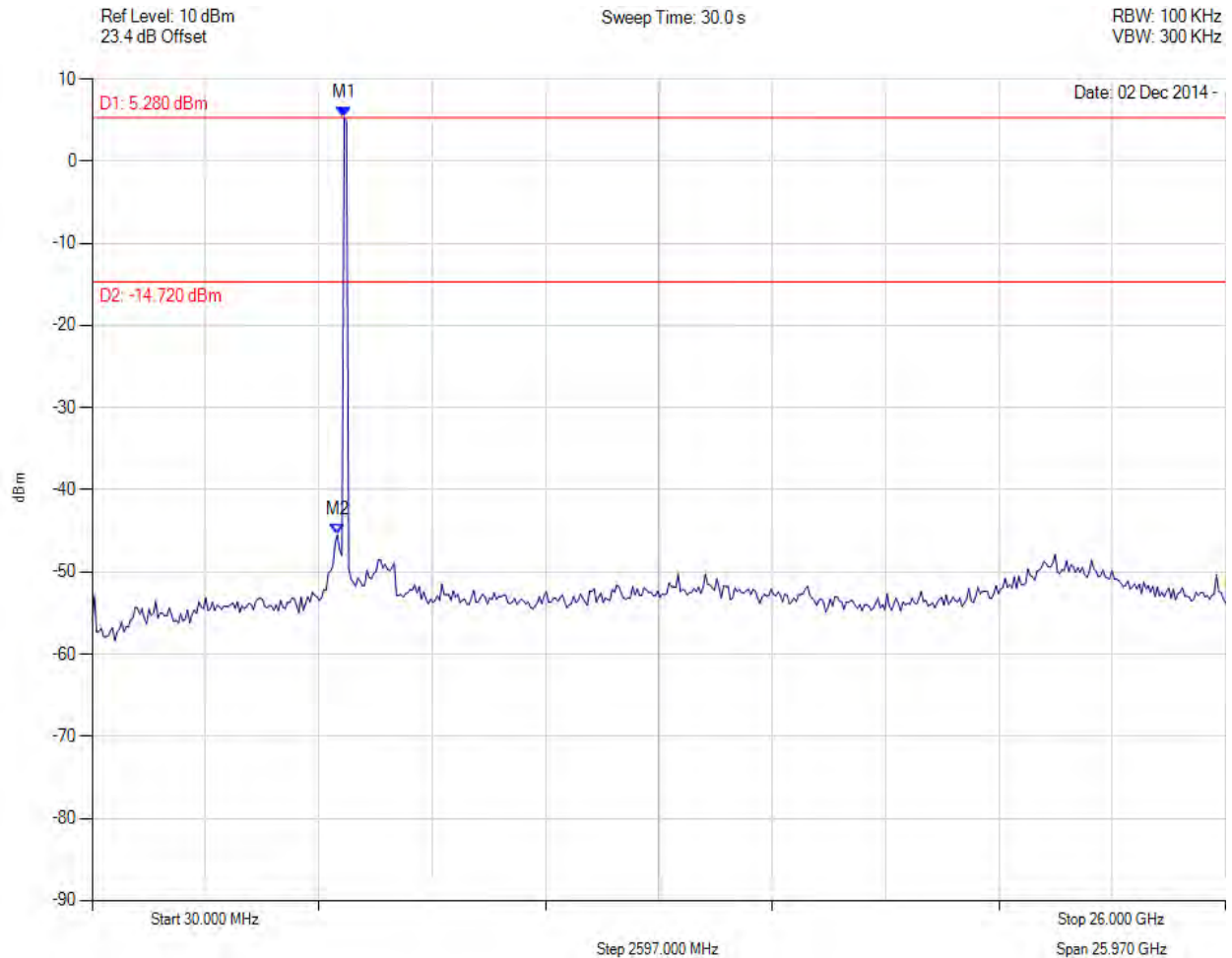


Title: RADWIN Ltd. AP0158770 Wireless Module
To: FCC 47 CFR Part 15.247
Serial #: RDWN40-U3 Rev A
Issue Date: 23rd March 2016
Page: 265 of 282



CONDUCTED SPURIOUS EMISSIONS

Variant: 10 MHz, Channel: 5844.00 MHz, Chain b, Temp: Ambient, Voltage: 55 Vdc



Analyser Setup	Marker:Frequency:Amplitude	Test Results
Detector = MAX PEAK Sweep Count = 0 RF Atten (dB) = 10 Trace Mode = CLR/WRITE	M1 : 5806.894 MHz : 5.278 dBm M2 : 5650.762 MHz : -45.485 dBm	Limit: -14.72 dBm Margin: -30.77 dB

[Back to Matrix](#)

This test report may be reproduced in full only. The document may only be updated by MiCOM Labs personnel. Any changes will be noted in the Document History section of the report.

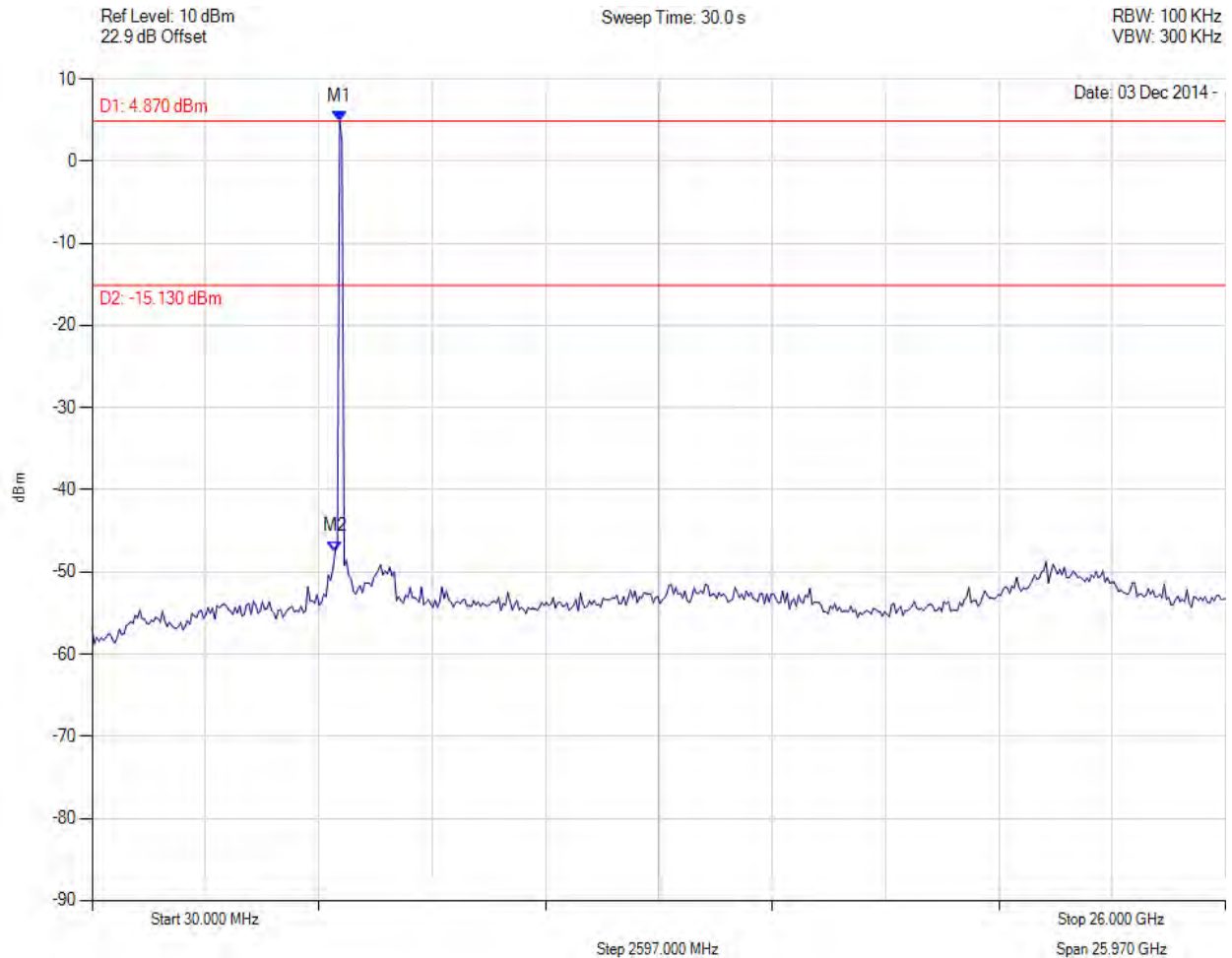


Title: RADWIN Ltd. AP0158770 Wireless Module
To: FCC 47 CFR Part 15.247
Serial #: RDWN40-U3 Rev A
Issue Date: 23rd March 2016
Page: 266 of 282



CONDUCTED SPURIOUS EMISSIONS

Variant: 20 MHz, Channel: 5735.00 MHz, Chain a, Temp: Ambient, Voltage: 55 Vdc



Analyser Setup	Marker:Frequency:Amplitude	Test Results
Detector = MAX PEAK Sweep Count = 0 RF Atten (dB) = 10 Trace Mode = CLR/WRITE	M1 : 5702.806 MHz : 4.873 dBm M2 : 5598.717 MHz : -47.498 dBm	Limit: -15.13 dBm Margin: -32.37 dB

[Back to Matrix](#)

This test report may be reproduced in full only. The document may only be updated by MiCOM Labs personnel. Any changes will be noted in the Document History section of the report.

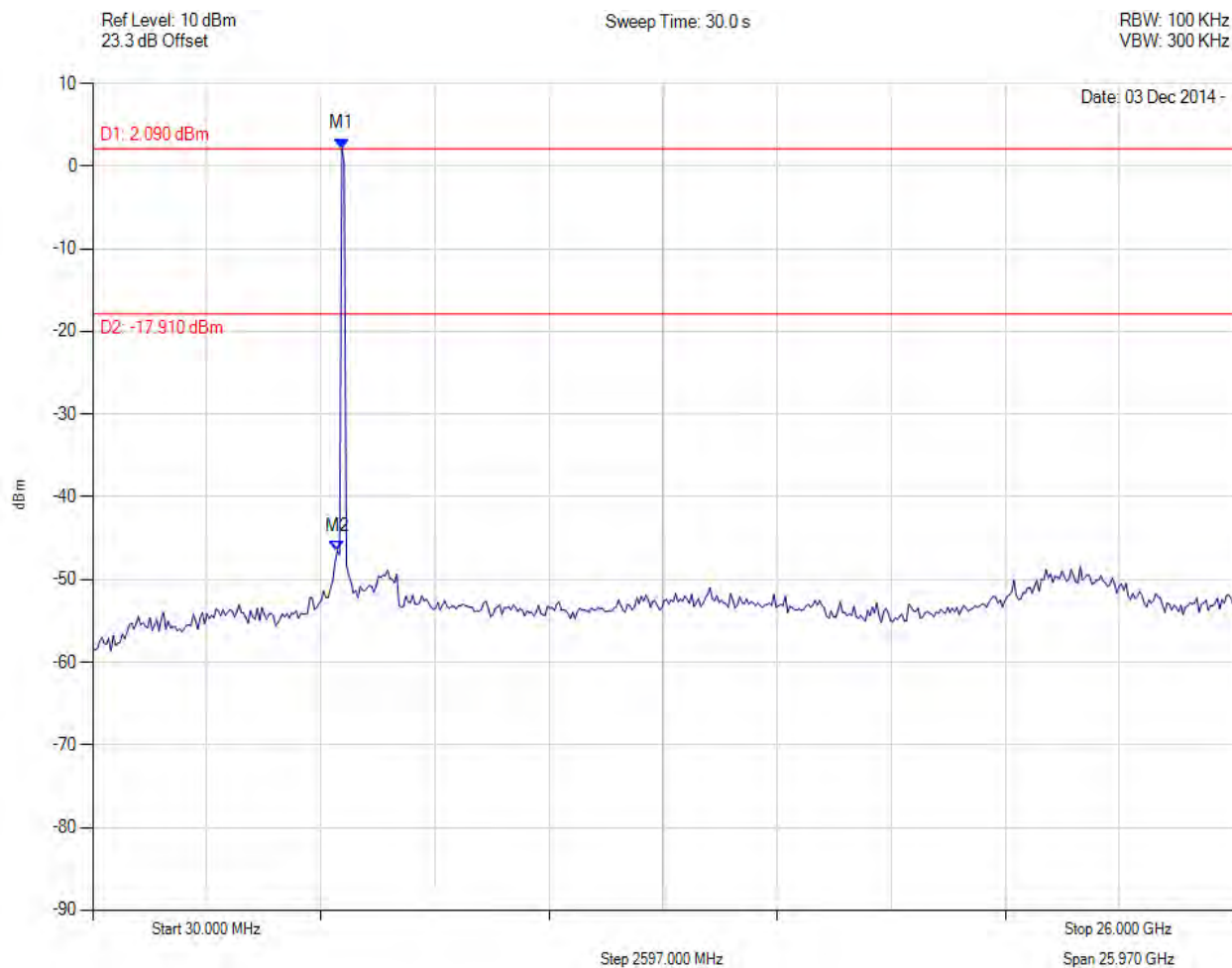


Title: RADWIN Ltd. AP0158770 Wireless Module
To: FCC 47 CFR Part 15.247
Serial #: RDWN40-U3 Rev A
Issue Date: 23rd March 2016
Page: 267 of 282



CONDUCTED SPURIOUS EMISSIONS

Variant: 20 MHz, Channel: 5735.00 MHz, Chain b, Temp: Ambient, Voltage: 55 Vdc



Analyser Setup	Marker:Frequency:Amplitude	Test Results
Detector = MAX PEAK Sweep Count = 0 RF Atten (dB) = 10 Trace Mode = CLR/WRITE	M1 : 5702.806 MHz : 2.093 dBm M2 : 5598.717 MHz : -46.540 dBm	Limit: -17.91 dBm Margin: -28.63 dB

[Back to Matrix](#)

This test report may be reproduced in full only. The document may only be updated by MiCOM Labs personnel. Any changes will be noted in the Document History section of the report.

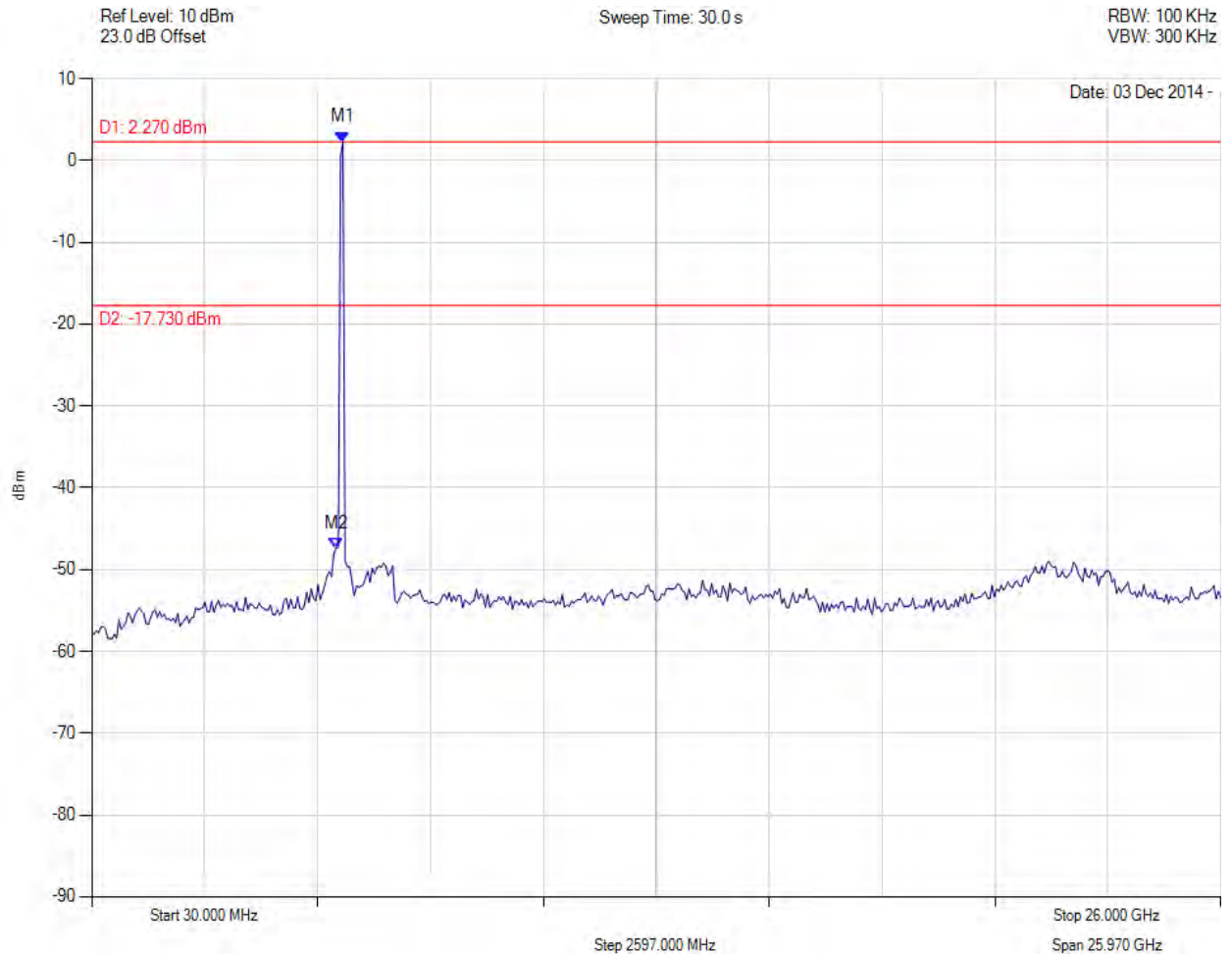


Title: RADWIN Ltd. AP0158770 Wireless Module
To: FCC 47 CFR Part 15.247
Serial #: RDWN40-U3 Rev A
Issue Date: 23rd March 2016
Page: 268 of 282



CONDUCTED SPURIOUS EMISSIONS

Variant: 20 MHz, Channel: 5800.00 MHz, Chain a, Temp: Ambient, Voltage: 55 Vdc



Analyser Setup	Marker:Frequency:Amplitude	Test Results
Detector = MAX PEAK Sweep Count = 0 RF Atten (dB) = 10 Trace Mode = CLR/WRITE	M1 : 5806.894 MHz : 2.268 dBm M2 : 5650.762 MHz : -47.378 dBm	Limit: -17.73 dBm Margin: -29.65 dB

[Back to Matrix](#)

This test report may be reproduced in full only. The document may only be updated by MiCOM Labs personnel. Any changes will be noted in the Document History section of the report.

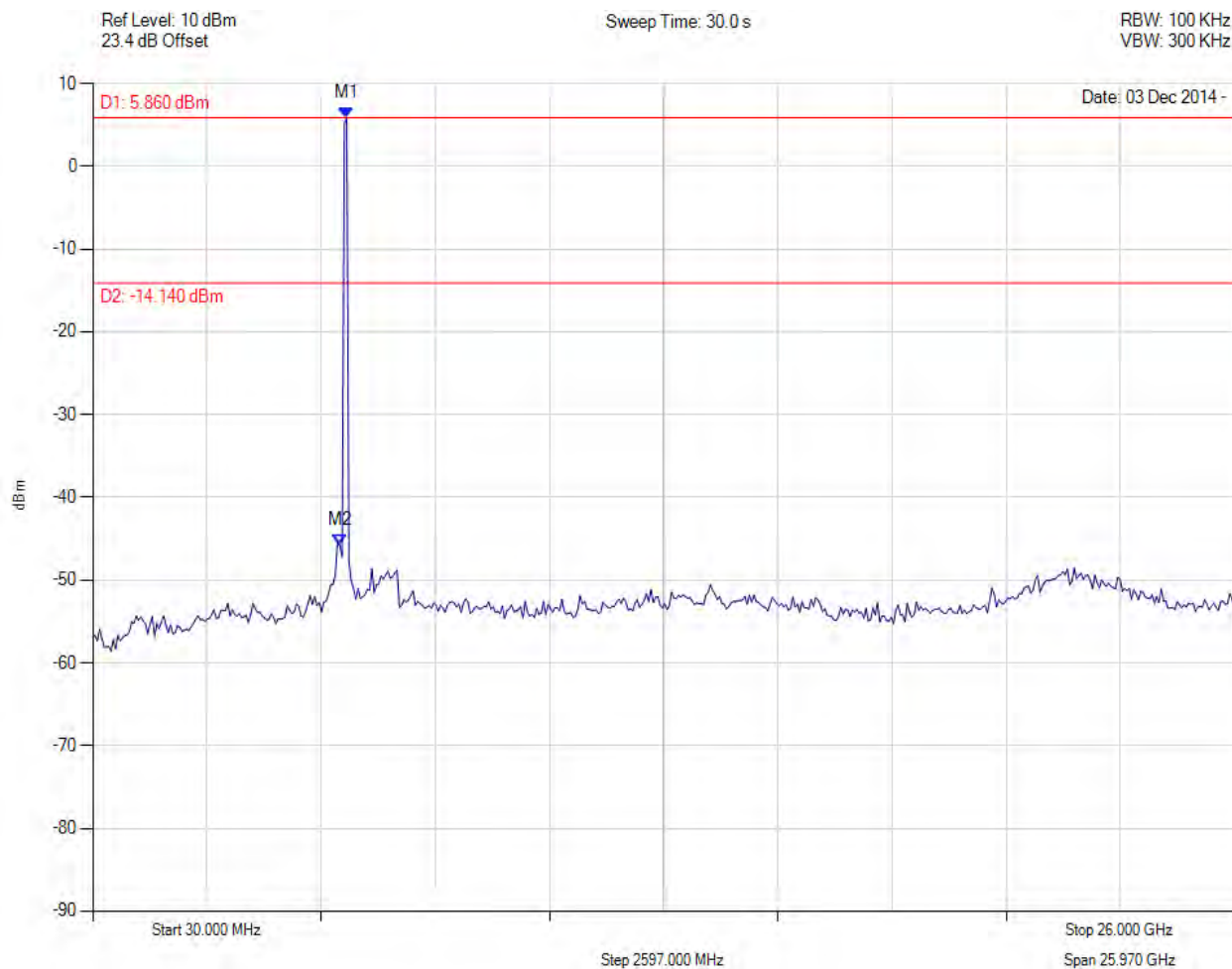


Title: RADWIN Ltd. AP0158770 Wireless Module
To: FCC 47 CFR Part 15.247
Serial #: RDWN40-U3 Rev A
Issue Date: 23rd March 2016
Page: 269 of 282



CONDUCTED SPURIOUS EMISSIONS

Variant: 20 MHz, Channel: 5800.00 MHz, Chain b, Temp: Ambient, Voltage: 55 Vdc



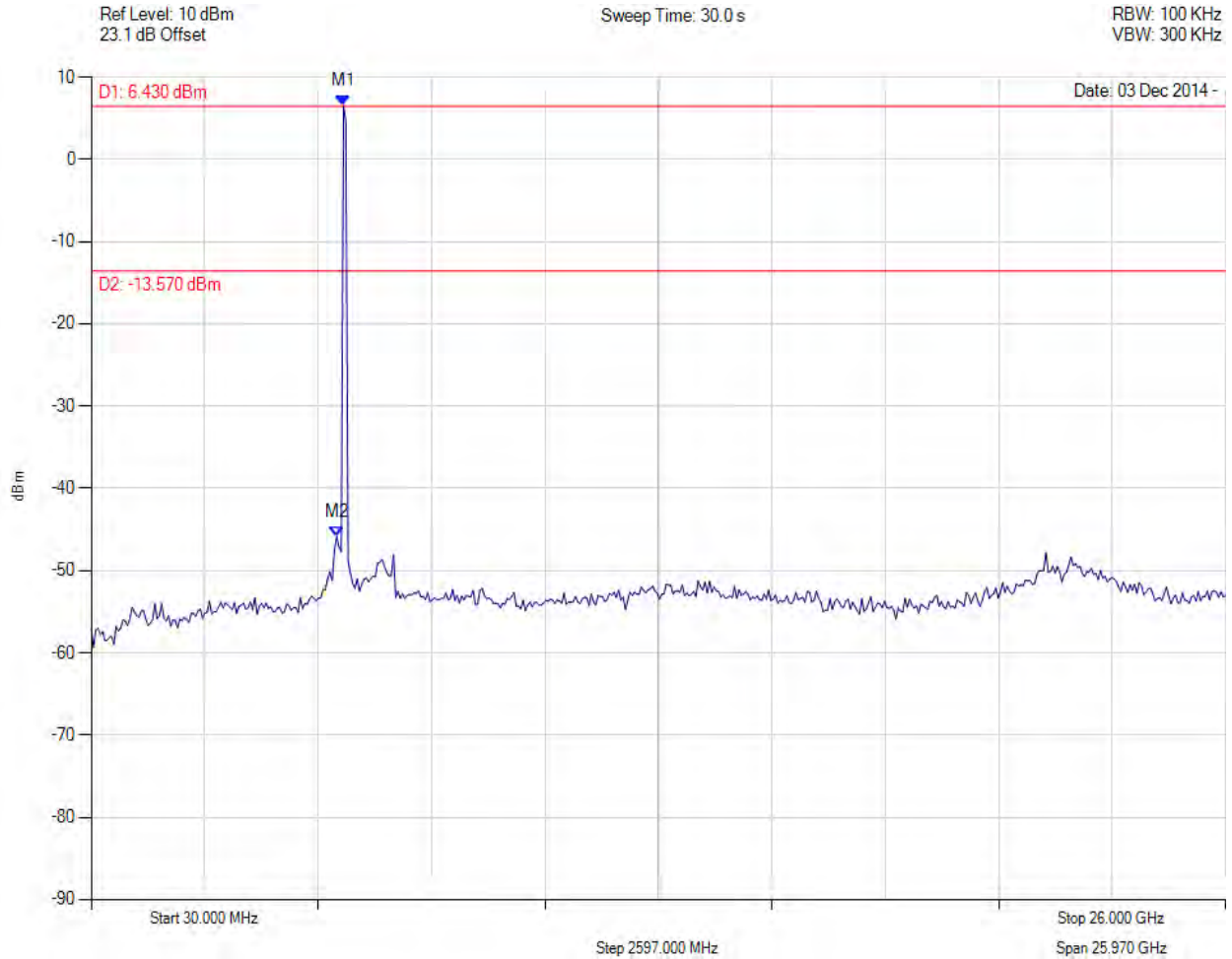
Analyser Setup	Marker:Frequency:Amplitude	Test Results
Detector = MAX PEAK Sweep Count = 0 RF Atten (dB) = 10 Trace Mode = CLR/WRITE	M1 : 5806.894 MHz : 5.863 dBm M2 : 5650.762 MHz : -45.802 dBm	Limit: -14.14 dBm Margin: -31.66 dB

[Back to Matrix](#)

This test report may be reproduced in full only. The document may only be updated by MiCOM Labs personnel. Any changes will be noted in the Document History section of the report.

CONDUCTED SPURIOUS EMISSIONS

Variant: 20 MHz, Channel: 5840.00 MHz, Chain a, Temp: Ambient, Voltage: 55 Vdc



Analyser Setup	Marker:Frequency:Amplitude	Test Results
Detector = MAX PEAK Sweep Count = 0 RF Atten (dB) = 10 Trace Mode = CLR/WRITE	M1 : 5806.894 MHz : 6.431 dBm M2 : 5650.762 MHz : -45.863 dBm	Limit: -13.57 dBm Margin: -32.29 dB

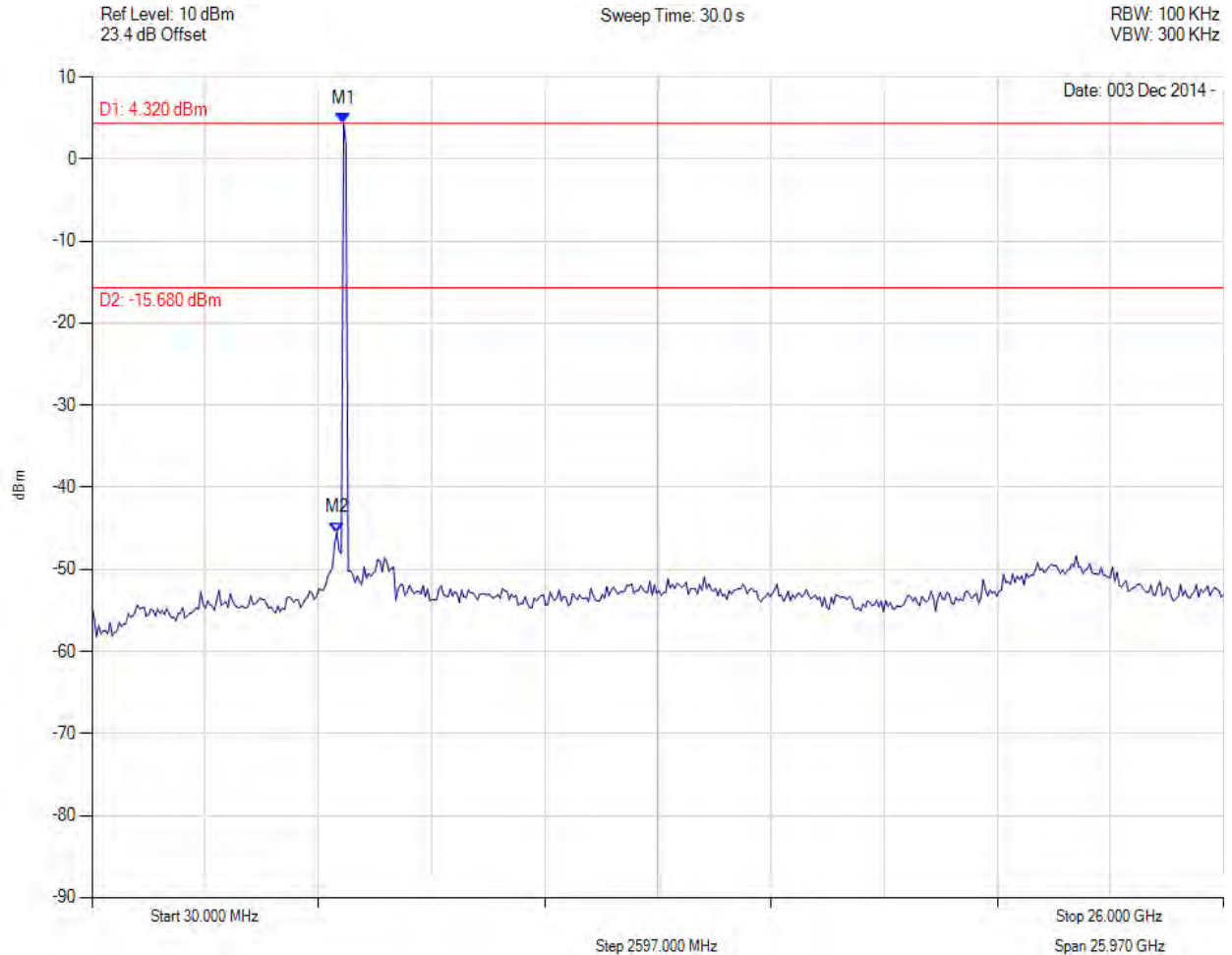
[Back to Matrix](#)

This test report may be reproduced in full only. The document may only be updated by MiCOM Labs personnel. Any changes will be noted in the Document History section of the report.



CONDUCTED SPURIOUS EMISSIONS

Variant: 20 MHz, Channel: 5840.00 MHz, Chain b, Temp: Ambient, Voltage: 55 Vdc



Analyser Setup	Marker:Frequency:Amplitude	Test Results
Detector = MAX PEAK Sweep Count = 0 RF Atten (dB) = 10 Trace Mode = CLR/WRITE	M1 : 5806.894 MHz : 4.324 dBm M2 : 5650.762 MHz : -45.501 dBm	Limit: -15.68 dBm Margin: -29.82 dB

[Back to Matrix](#)

This test report may be reproduced in full only. The document may only be updated by MiCOM Labs personnel. Any changes will be noted in the Document History section of the report.

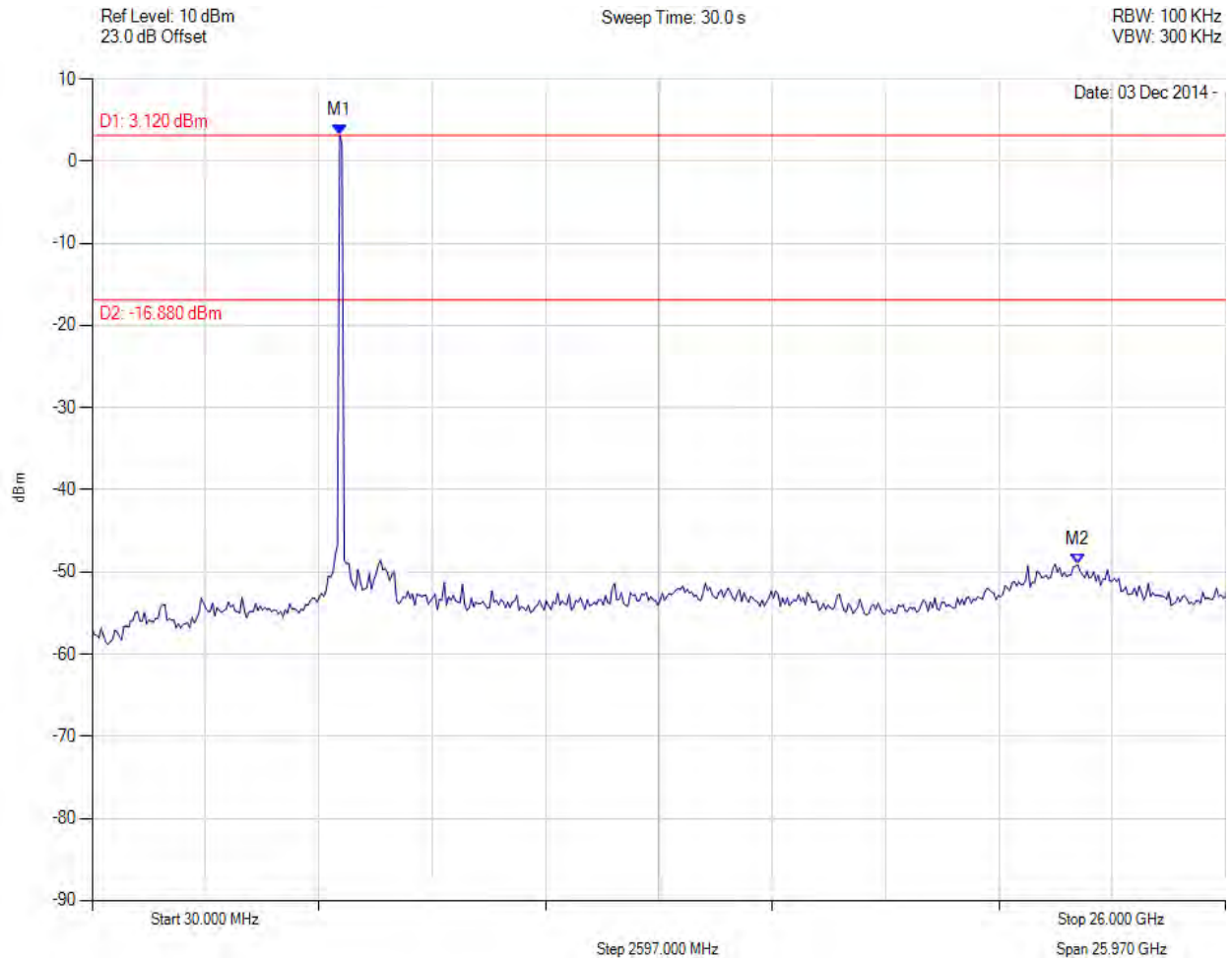


Title: RADWIN Ltd. AP0158770 Wireless Module
To: FCC 47 CFR Part 15.247
Serial #: RDWN40-U3 Rev A
Issue Date: 23rd March 2016
Page: 272 of 282



CONDUCTED SPURIOUS EMISSIONS

Variant: 40 MHz, Channel: 5745.00 MHz, Chain a, Temp: Ambient, Voltage: 55 Vdc



Analyser Setup	Marker:Frequency:Amplitude	Test Results
Detector = MAX PEAK Sweep Count = 0 RF Atten (dB) = 10 Trace Mode = CLR/WRITE	M1 : 5702.806 MHz : 3.116 dBm M2 : 22.617 GHz : -49.129 dBm	Limit: -16.88 dBm Margin: -32.25 dB

[Back to Matrix](#)

This test report may be reproduced in full only. The document may only be updated by MiCOM Labs personnel. Any changes will be noted in the Document History section of the report.

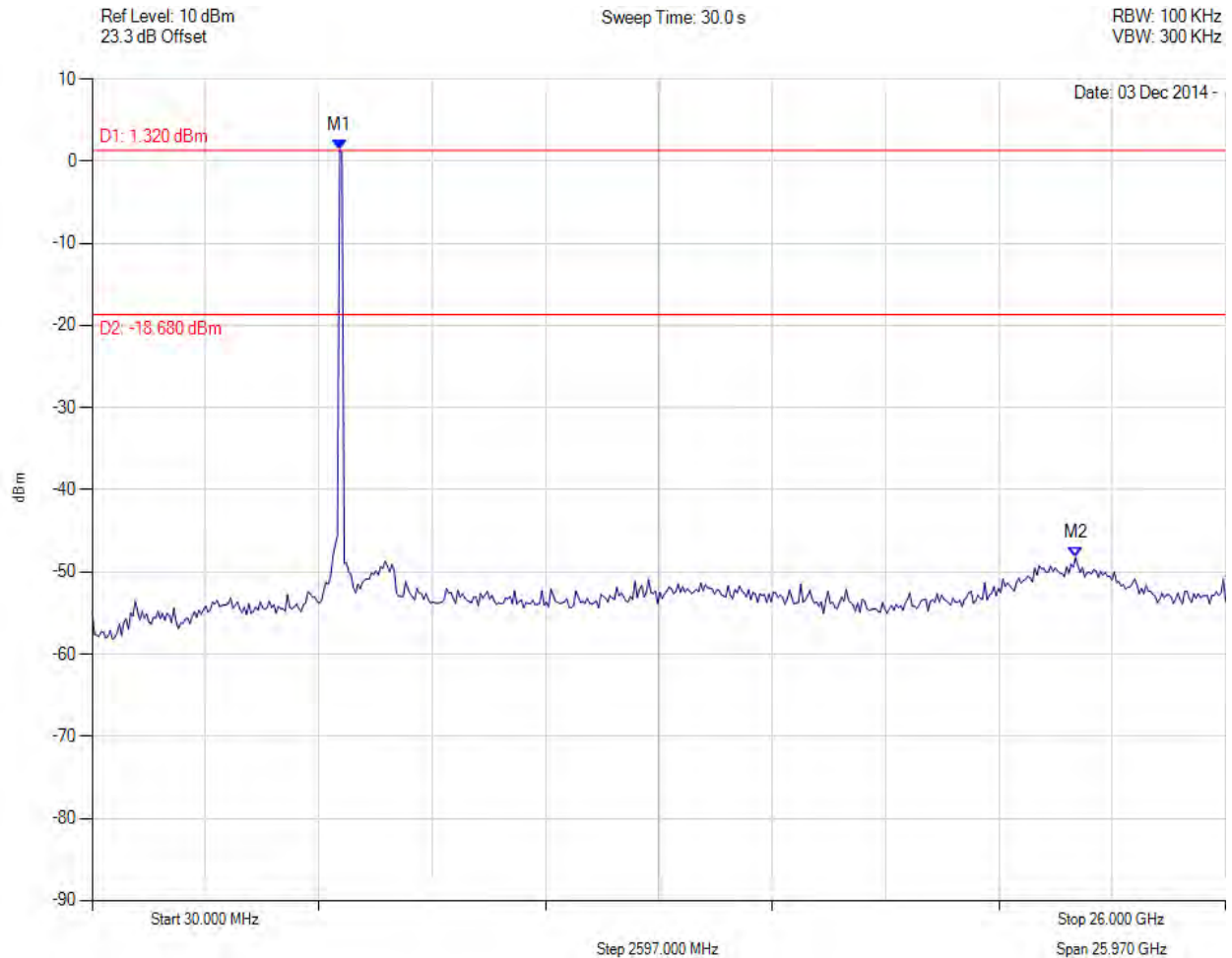


Title: RADWIN Ltd. AP0158770 Wireless Module
To: FCC 47 CFR Part 15.247
Serial #: RDWN40-U3 Rev A
Issue Date: 23rd March 2016
Page: 273 of 282



CONDUCTED SPURIOUS EMISSIONS

Variant: 40 MHz, Channel: 5745.00 MHz, Chain b, Temp: Ambient, Voltage: 55 Vdc



Analyser Setup	Marker:Frequency:Amplitude	Test Results
Detector = MAX PEAK Sweep Count = 0 RF Atten (dB) = 10 Trace Mode = CLR/WRITE	M1 : 5702.806 MHz : 1.316 dBm M2 : 22.565 GHz : -48.259 dBm	Limit: -18.68 dBm Margin: -29.58 dB

[Back to Matrix](#)

This test report may be reproduced in full only. The document may only be updated by MiCOM Labs personnel. Any changes will be noted in the Document History section of the report.

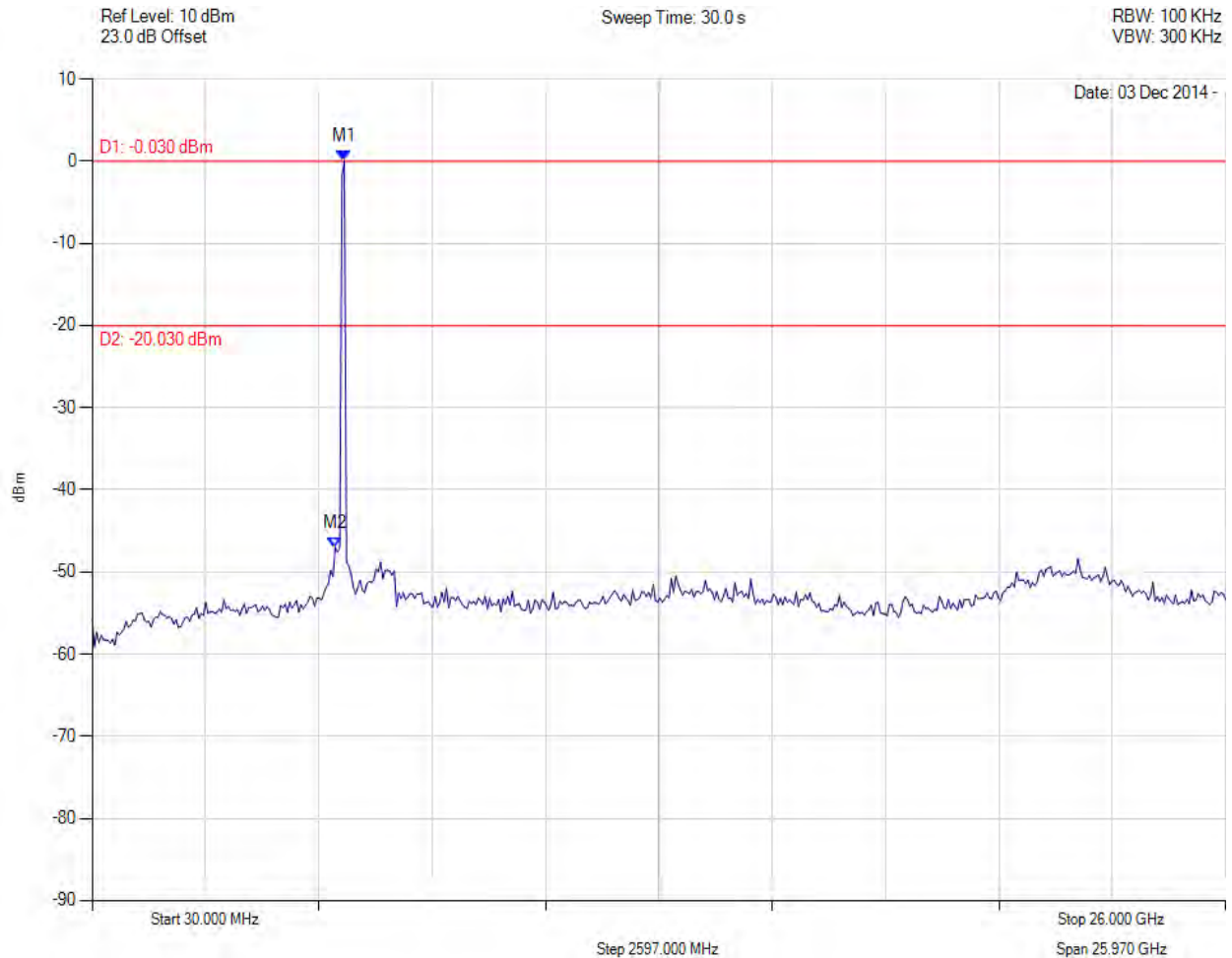


Title: RADWIN Ltd. AP0158770 Wireless Module
To: FCC 47 CFR Part 15.247
Serial #: RDWN40-U3 Rev A
Issue Date: 23rd March 2016
Page: 274 of 282



CONDUCTED SPURIOUS EMISSIONS

Variant: 40 MHz, Channel: 5800.00 MHz, Chain a, Temp: Ambient, Voltage: 55 Vdc



Analyser Setup	Marker:Frequency:Amplitude	Test Results
Detector = MAX PEAK Sweep Count = 0 RF Atten (dB) = 10 Trace Mode = CLR/WRITE	M1 : 5806.894 MHz : -0.035 dBm M2 : 5598.717 MHz : -47.059 dBm	Limit: -20.03 dBm Margin: -27.03 dB

[Back to Matrix](#)

This test report may be reproduced in full only. The document may only be updated by MiCOM Labs personnel. Any changes will be noted in the Document History section of the report.

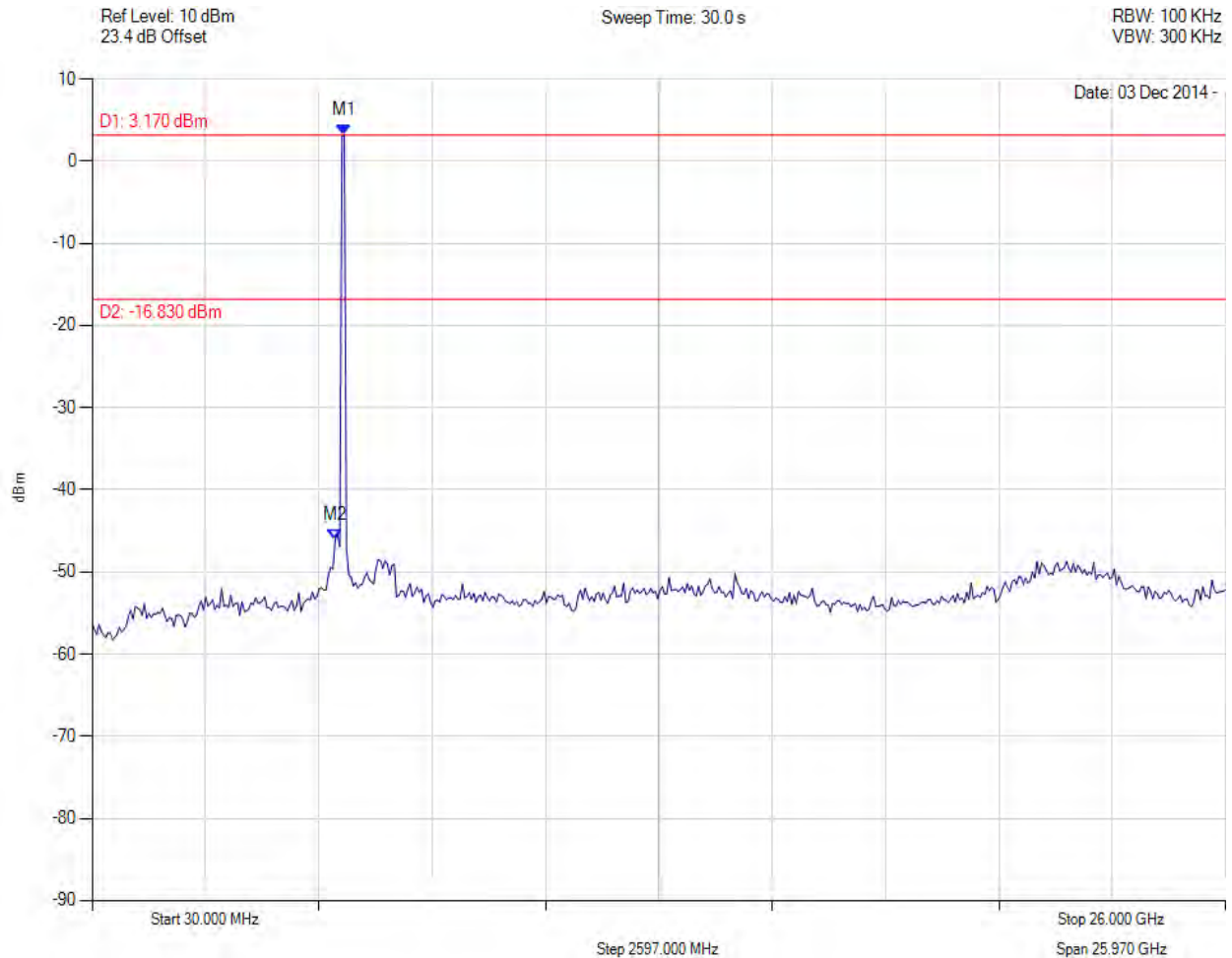


Title: RADWIN Ltd. AP0158770 Wireless Module
To: FCC 47 CFR Part 15.247
Serial #: RDWN40-U3 Rev A
Issue Date: 23rd March 2016
Page: 275 of 282



CONDUCTED SPURIOUS EMISSIONS

Variant: 40 MHz, Channel: 5800.00 MHz, Chain b, Temp: Ambient, Voltage: 55 Vdc



Analyser Setup	Marker:Frequency:Amplitude	Test Results
Detector = MAX PEAK Sweep Count = 0 RF Atten (dB) = 10 Trace Mode = CLR/WRITE	M1 : 5806.894 MHz : 3.173 dBm M2 : 5598.717 MHz : -46.011 dBm	Limit: -16.83 dBm Margin: -29.18 dB

[Back to Matrix](#)

This test report may be reproduced in full only. The document may only be updated by MiCOM Labs personnel. Any changes will be noted in the Document History section of the report.

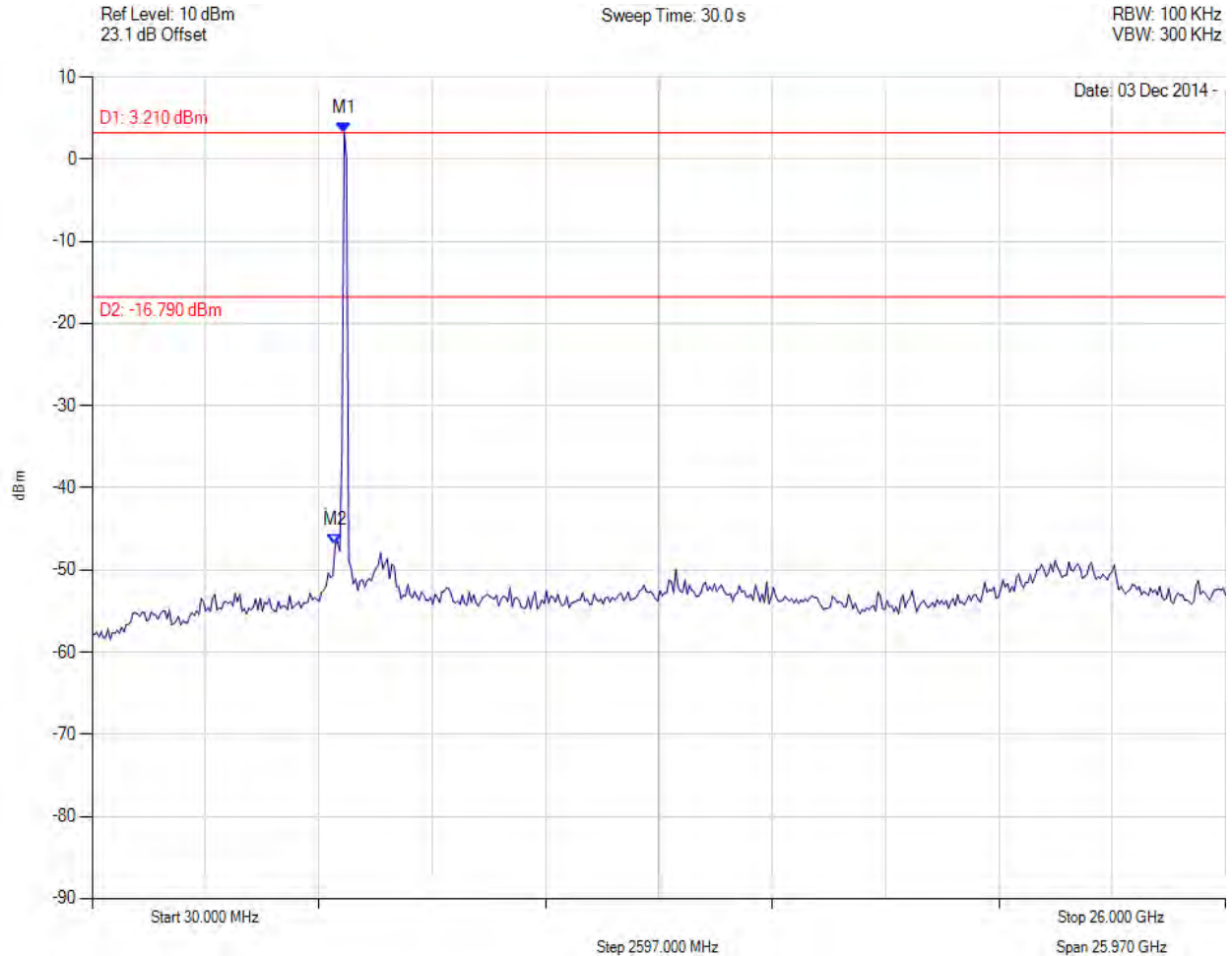


Title: RADWIN Ltd. AP0158770 Wireless Module
To: FCC 47 CFR Part 15.247
Serial #: RDWN40-U3 Rev A
Issue Date: 23rd March 2016
Page: 276 of 282



CONDUCTED SPURIOUS EMISSIONS

Variant: 40 MHz, Channel: 5830.00 MHz, Chain a, Temp: Ambient, Voltage: 55 Vdc



Analyser Setup	Marker:Frequency:Amplitude	Test Results
Detector = MAX PEAK Sweep Count = 0 RF Atten (dB) = 10 Trace Mode = CLR/WRITE	M1 : 5806.894 MHz : 3.205 dBm M2 : 5598.717 MHz : -46.975 dBm	Limit: -16.79 dBm Margin: -30.19 dB

[Back to Matrix](#)

This test report may be reproduced in full only. The document may only be updated by MiCOM Labs personnel. Any changes will be noted in the Document History section of the report.

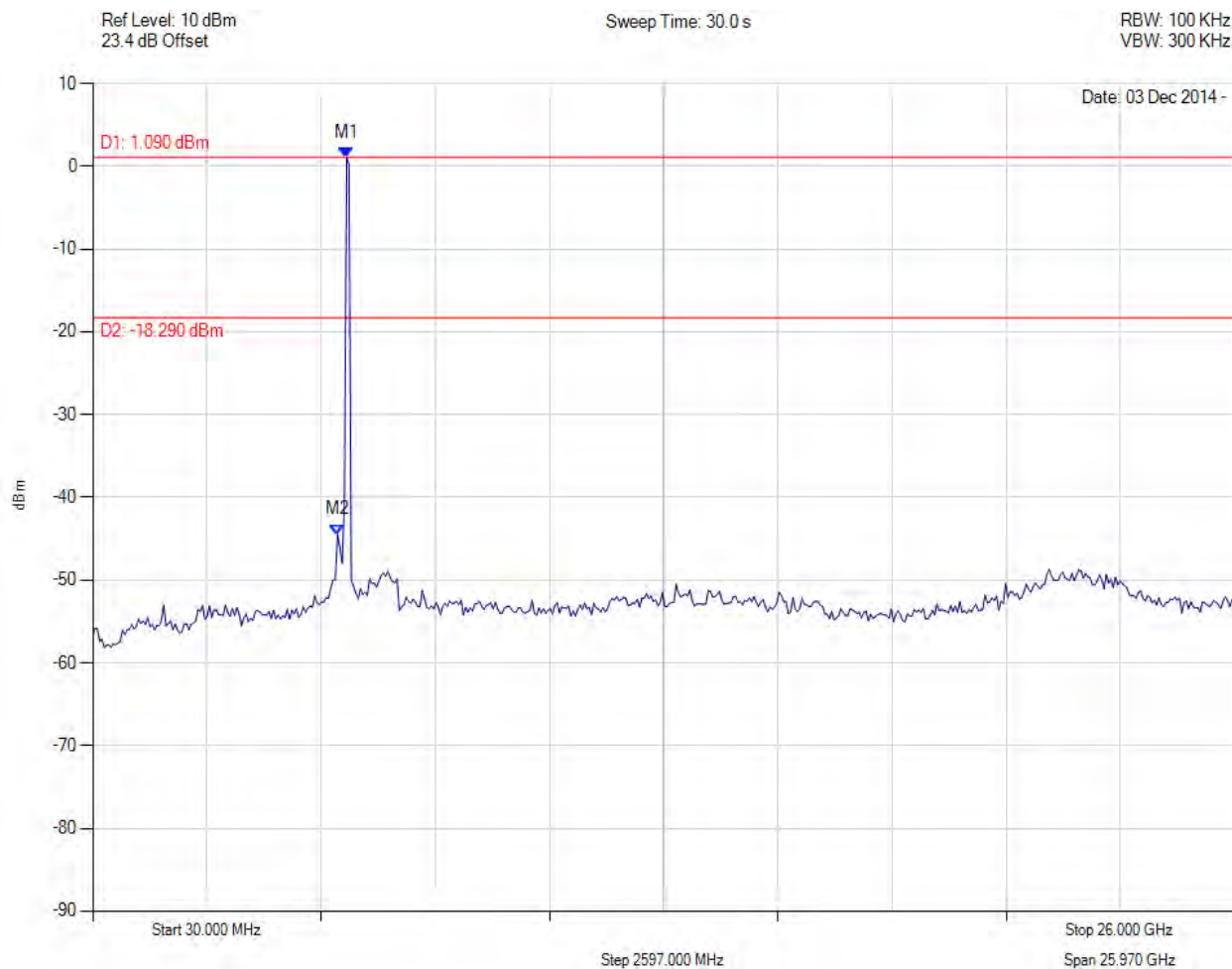


Title: RADWIN Ltd. AP0158770 Wireless Module
To: FCC 47 CFR Part 15.247
Serial #: RDWN40-U3 Rev A
Issue Date: 23rd March 2016
Page: 277 of 282



CONDUCTED SPURIOUS EMISSIONS

Variant: 40 MHz, Channel: 5830.00 MHz, Chain b, Temp: Ambient, Voltage: 55 Vdc



Analyser Setup	Marker:Frequency:Amplitude	Test Results
Detector = MAX PEAK Sweep Count = 0 RF Atten (dB) = 10 Trace Mode = CLR/WRITE	M1 : 5806.894 MHz : 1.086 dBm M2 : 5598.717 MHz : -44.502 dBm	Limit: -18.29 dBm Margin: -26.21 dB

[Back to Matrix](#)

This test report may be reproduced in full only. The document may only be updated by MiCOM Labs personnel. Any changes will be noted in the Document History section of the report.

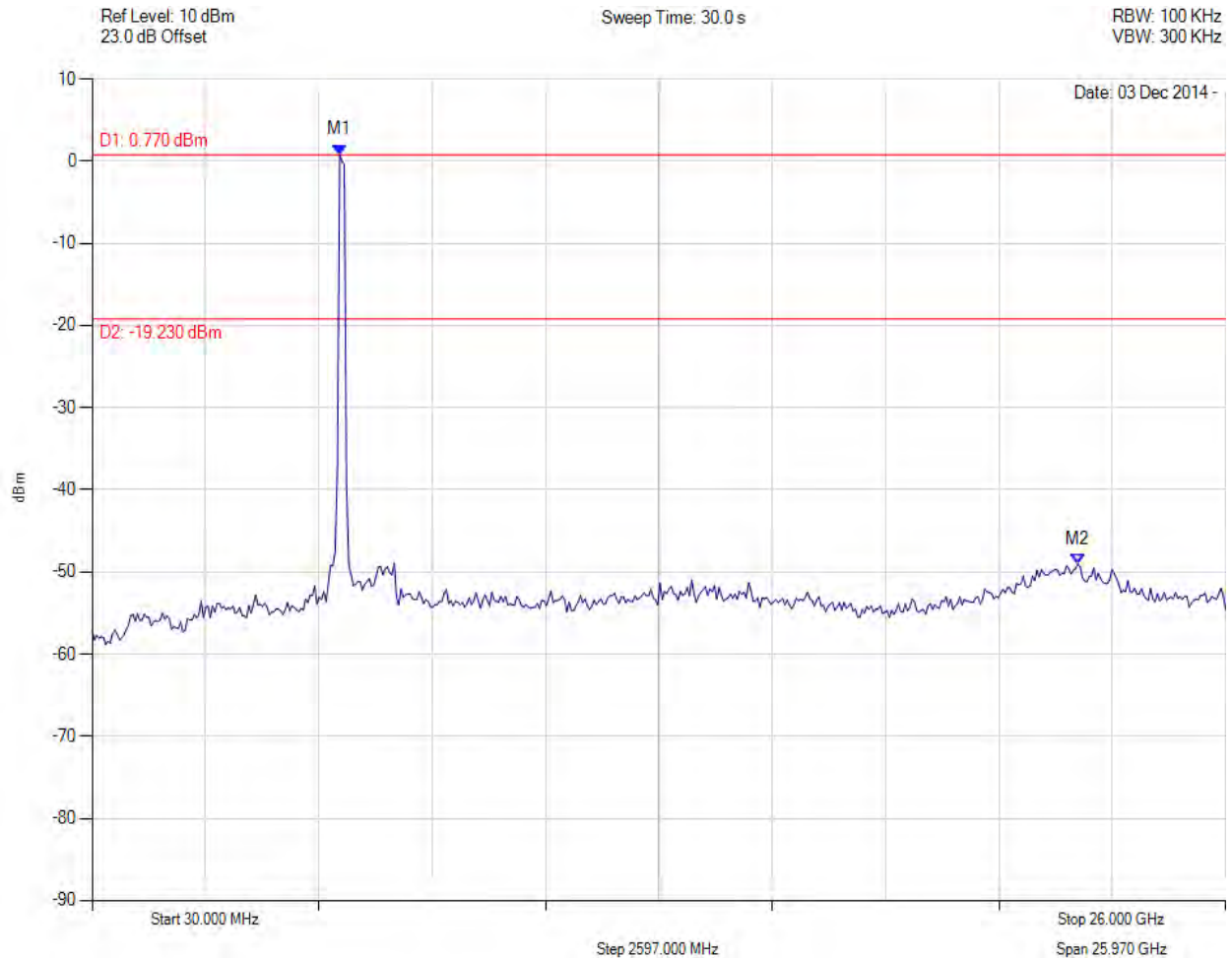


Title: RADWIN Ltd. AP0158770 Wireless Module
To: FCC 47 CFR Part 15.247
Serial #: RDWN40-U3 Rev A
Issue Date: 23rd March 2016
Page: 278 of 282



CONDUCTED SPURIOUS EMISSIONS

Variant: 80 MHz, Channel: 5765.00 MHz, Chain a, Temp: Ambient, Voltage: 55 Vdc



Analyser Setup	Marker:Frequency:Amplitude	Test Results
Detector = MAX PEAK Sweep Count = 0 RF Atten (dB) = 10 Trace Mode = CLR/WRITE	M1 : 5702.806 MHz : 0.773 dBm M2 : 22.617 GHz : -49.046 dBm	Limit: -19.23 dBm Margin: -29.82 dB

[Back to Matrix](#)

This test report may be reproduced in full only. The document may only be updated by MiCOM Labs personnel. Any changes will be noted in the Document History section of the report.

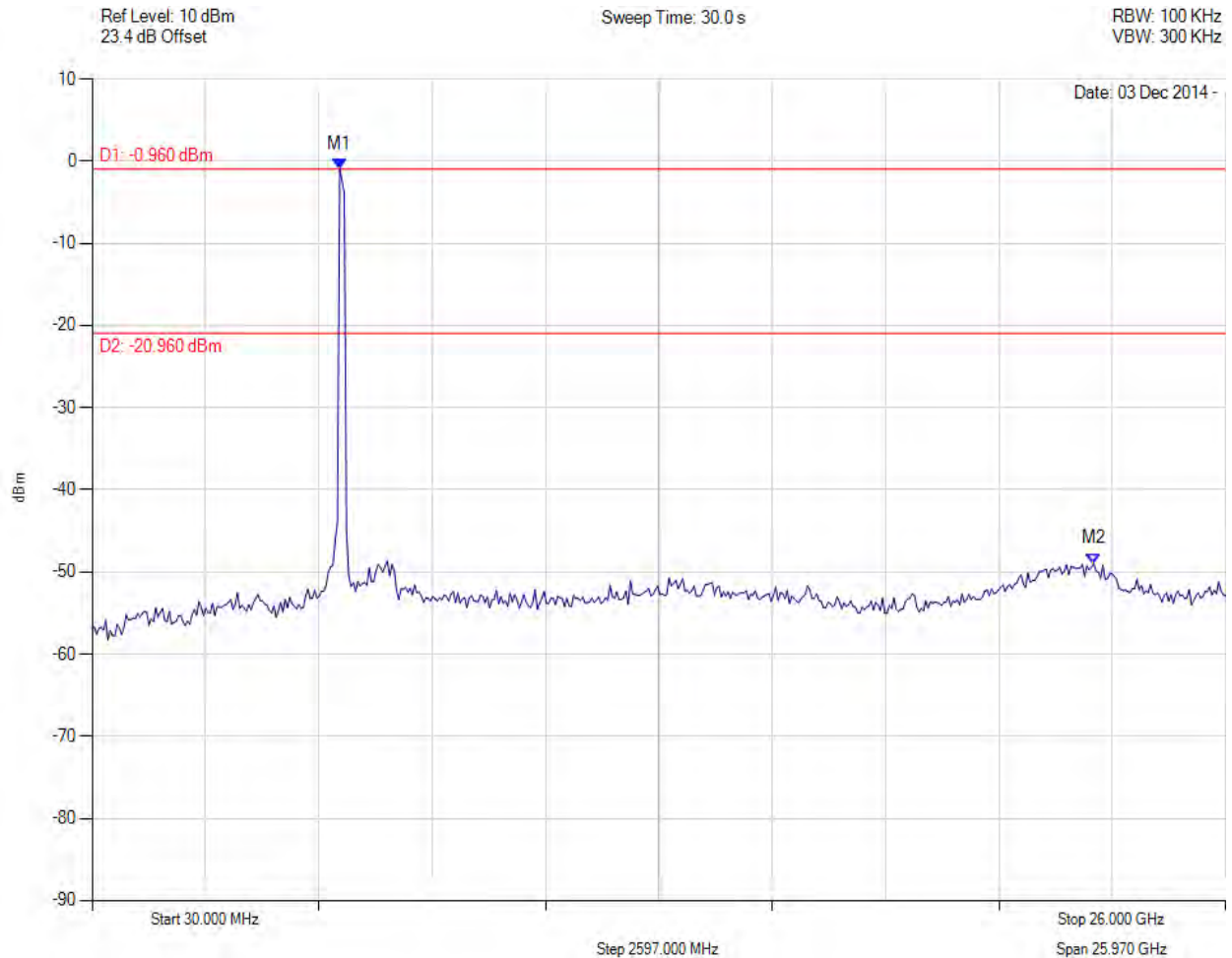


Title: RADWIN Ltd. AP0158770 Wireless Module
To: FCC 47 CFR Part 15.247
Serial #: RDWN40-U3 Rev A
Issue Date: 23rd March 2016
Page: 279 of 282



CONDUCTED SPURIOUS EMISSIONS

Variant: 80 MHz, Channel: 5765.00 MHz, Chain b, Temp: Ambient, Voltage: 55 Vdc



Analyser Setup	Marker:Frequency:Amplitude	Test Results
Detector = MAX PEAK Sweep Count = 0 RF Atten (dB) = 10 Trace Mode = CLR/WRITE	M1 : 5702.806 MHz : -0.958 dBm M2 : 22.981 GHz : -48.983 dBm	Limit: -20.96 dBm Margin: -28.02 dB

[Back to Matrix](#)

This test report may be reproduced in full only. The document may only be updated by MiCOM Labs personnel. Any changes will be noted in the Document History section of the report.

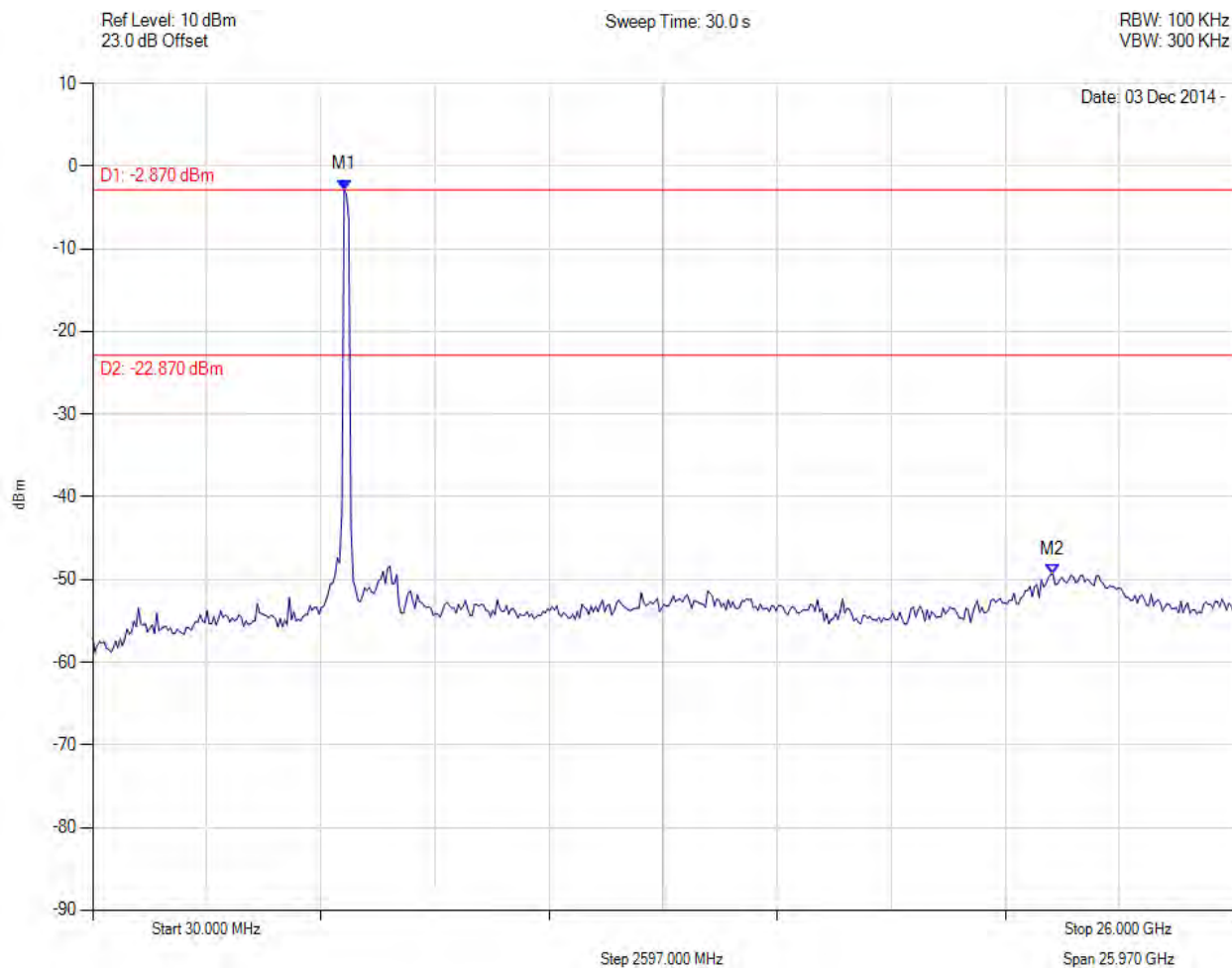


Title: RADWIN Ltd. AP0158770 Wireless Module
To: FCC 47 CFR Part 15.247
Serial #: RDWN40-U3 Rev A
Issue Date: 23rd March 2016
Page: 280 of 282



CONDUCTED SPURIOUS EMISSIONS

Variant: 80 MHz, Channel: 5810.00 MHz, Chain a, Temp: Ambient, Voltage: 55 Vdc



Analyser Setup	Marker:Frequency:Amplitude	Test Results
Detector = MAX PEAK Sweep Count = 0 RF Atten (dB) = 10 Trace Mode = CLR/WRITE	M1 : 5754.850 MHz : -2.868 dBm M2 : 21.889 GHz : -49.349 dBm	Limit: -22.87 dBm Margin: -26.48 dB

[Back to Matrix](#)

This test report may be reproduced in full only. The document may only be updated by MiCOM Labs personnel. Any changes will be noted in the Document History section of the report.

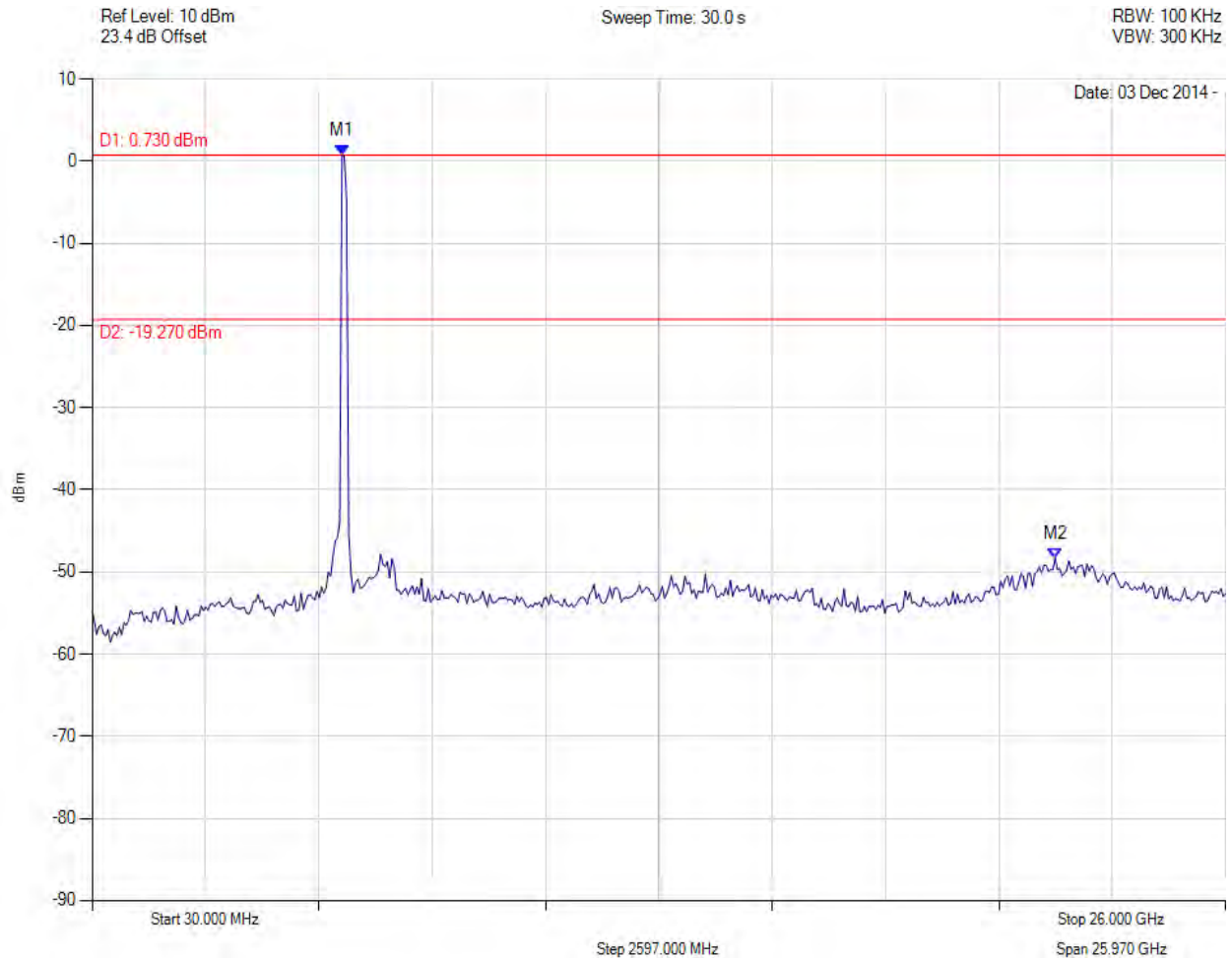


Title: RADWIN Ltd. AP0158770 Wireless Module
To: FCC 47 CFR Part 15.247
Serial #: RDWN40-U3 Rev A
Issue Date: 23rd March 2016
Page: 281 of 282



CONDUCTED SPURIOUS EMISSIONS

Variant: 80 MHz, Channel: 5810.00 MHz, Chain b, Temp: Ambient, Voltage: 55 Vdc



Analyser Setup	Marker:Frequency:Amplitude	Test Results
Detector = MAX PEAK Sweep Count = 0 RF Atten (dB) = 10 Trace Mode = CLR/WRITE	M1 : 5754.850 MHz : 0.728 dBm M2 : 22.097 GHz : -48.338 dBm	Limit: -19.27 dBm Margin: -29.07 dB

[Back to Matrix](#)

This test report may be reproduced in full only. The document may only be updated by MiCOM Labs personnel. Any changes will be noted in the Document History section of the report.



575 Boulder Court
Pleasanton, California 94566, USA
Tel: 1.925.462.0304
Fax: 1.925.462.0306
www.micomlabs.com