





OUTSIDE

Technical Support:
Please do not attempt to fix the product by yourself. If you are experiencing any problems with the product, please do not return it to the store you bought it from. You can contact our technical support representatives and they will assist you with any questions you might have.

For assistance operating your product, please consult the User's Manual first, then feel free to contact Mercury Innovations technical support:

Mercury Innovations
29 Broadway, 15th Floor
New York, New York 10006
www.mercuryinnovations.com
Email: support@mercuryinnovations.com

Works wired or wirelessly with these devices:



©2014 Mercury Innovations
To explore our full selection of products, visit us at: www.mercuryinnovations.com

Bluetooth is a registered trademark of Bluetooth SIG, Inc. The Bluetooth product and specifications may differ slightly from those supplied. All other trademarks and trade names are those of their respective owners.
Made in China

LIMITED PRODUCT WARRANTY

Your Mercury Innovations Products are covered by a limited product warranty (Limited Warranty) for the 1-year period following the original date of purchase (Warranty Period). If a substantial defect in material or workmanship arises with your Mercury Innovations Product, and a valid warranty claim is received by Mercury Innovations within the Warranty Period, you will be entitled to one of the remedies provided in the Sole and Exclusive Remedy section below.

This Limited Warranty is non-transferable and covers only the original end purchaser of the applicable Mercury Innovations Product. Proof of purchase in the form of the original purchase receipt or packaging slip is required for warranty validation and service. Warranty claims must be made directly to Mercury Innovations. Please note that Mercury Innovations cannot be held liable, in any manner, for damages to your personal property resulting from any misuse or improper care and maintenance of the Mercury Innovations Product case and Casing itself.

Exclusions and Limitations

This Limited Warranty does not cover any Mercury Innovations Product purchased through non-authorized dealers and/or online auction websites. Non-authorized dealer receipts and/or online sales auction confirmations are NOT accepted for warranty verification.

This Limited Warranty applies only to the Mercury Innovations Product. The Limited Warranty does not extend to or otherwise apply to any non-Mercury Innovations Product, even if packaged or sold with the Mercury Innovations Product. This Limited Warranty applies only to the normal use of the covered Mercury Innovations Product, normal wear and tear excepted, in accordance with the written use instructions provided with the Mercury Innovations Product. This Limited Warranty does not apply to damage to the Mercury Innovations Product caused by accident, abuse, misuse, use for any purpose other than its intended purpose, acts of God, or any alteration or modification of the Mercury Innovations Product.

Sole and Exclusive Remedy

Your sole and exclusive remedy for any breach by Mercury Innovations of this Limited Warranty, and Mercury Innovations' sole and entire liability for such breach, is, at Mercury Innovations' option, to repair or replace the defective Mercury Innovations Product or, if the warranty claim is submitted during the first thirty (30) calendar days of the Warranty Period, refund the purchase price of the defective Mercury Innovations Product. Repair or replacement of the applicable Mercury Innovations Product (including parts and labor as well as re-shipping costs) shall be made at Mercury Innovations' expense. Mercury Innovations reserves the right to send you a replacement Mercury Innovations Product that is the same or of a similar style to the Mercury Innovations Product you returned under the Limited Warranty or a substitute equivalent to your original Mercury Innovations Product that may not be of like kind (depending on availability). Replacement Mercury Innovations Products will be furnished only on an exchange basis. Replacement or repaired Mercury Innovations Products are warranted as above only for the remainder of the original applicable Warranty Period.

Obtaining Warranty Service

To make a warranty claim please contact customer support: support@mercuryinnovations.com

Warranty Disclaimers

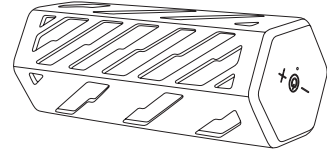
EXCEPT AS EXPRESSLY SET FORTH ABOVE IN THE LIMITED PRODUCT WARRANTY SECTION, EACH MERCURY INNOVATIONS PRODUCT IS PROVIDED SOLELY ON AN "AS IS" BASIS AND MERCURY INNOVATIONS MAKES NO OTHER WARRANTIES OF ANY KIND, TO THE MAXIMUM EXTENT PERMITTED BY APPLICABLE LAW. MERCURY INNOVATIONS SPECIFICALLY DISCLAIMS AND EXCLUDES ANY AND ALL OTHER WARRANTIES, WHETHER EXPRESS, IMPLIED OR STATUTORY, INCLUDING, WITHOUT LIMITATION, ANY IMPLIED WARRANTIES OF NON-INFRINGEMENT, QUIET ENJOYMENT, MERCHANTABILITY OR FITNESS FOR A PARTICULAR PURPOSE. IF SUCH DISCLAIMERS OF ANY IMPLIED WARRANTY IS NOT PERMITTED BY LAW, THE DURATION OF ANY SUCH IMPLIED WARRANTY IS LIMITED TO THE DURATION OF THE WARRANTY PERIOD OF THE LIMITED WARRANTY AS SET FORTH ABOVE. SOME JURISDICTIONS DO NOT ALLOW THE EXCLUSION OF IMPLIED WARRANTIES OR LIMITATIONS ON HOW LONG AN IMPLIED WARRANTY MAY LAST, SO SUCH LIMITATIONS OR EXCLUSIONS MAY NOT APPLY TO YOU. IF APPLICABLE LAW SPECIFIES A MINIMUM WARRANTY PERIOD THAT IS LONGER THAN THE WARRANTY PERIOD SET FORTH IN THE LIMITED WARRANTY, THEN THE WARRANTY PERIOD FOR LIFEPROOF PRODUCTS SUBJECT TO SUCH APPLICABLE LAW SHALL BE CONFORMED TO THE MINIMUM PERIOD SO REQUIRED. THIS WARRANTY GIVES YOU SPECIFIC LEGAL RIGHTS AND YOU MAY ALSO HAVE OTHER RIGHTS WHICH VARY FROM JURISDICTION TO JURISDICTION.

LIMITATION OF LIABILITY

IN NO EVENT, UNDER ANY CAUSE OF ACTION OF THEORY OF LIABILITY, SHALL MERCURY INNOVATIONS ITS DISTRIBUTORS OR SUPPLIERS BE LIABLE TO YOU OR ANY THIRD PARTY FOR ANY INDIRECT, INCIDENTAL, CONSEQUENTIAL, SPECIAL, EXEMPLARY OR PUNITIVE DAMAGES, OF ANY NATURE WHATSOEVER, ARISING OUT OF THE USE OF OR INABILITY TO USE ANY MERCURY INNOVATIONS PRODUCT INCLUDING, WITHOUT LIMITATION, PROPERTY DAMAGE, LOSS OF VALUE OF THE MERCURY INNOVATIONS PRODUCT OR ANY THIRD PARTY PRODUCTS THAT ARE USED IN OR WITH THE MERCURY INNOVATIONS PRODUCT, OR LOSS OF USE OF THE MERCURY INNOVATIONS PRODUCT OR ANY THIRD PARTY PRODUCTS THAT ARE USED IN OR WITH THE MERCURY INNOVATIONS PRODUCT. MERCURY INNOVATIONS HAS BEEN ADVISED OF THE POSSIBILITY OF SUCH DAMAGES, WITHOUT LIMITING THE FOREGOING, YOU UNDERSTAND AND AGREE THAT MERCURY INNOVATIONS HAS NO LIABILITY FOR ANY DAMAGE OR DESTRUCTION TO CONSUMER ELECTRONICS DEVICES OR OTHER PERSONAL PROPERTY THAT ARE CONTAINED INSIDE OR OUTSIDE THE MERCURY INNOVATIONS PRODUCTS, INCLUDING, WITHOUT LIMITATION, LAPTOPS, CELLULAR PHONES, OR OTHER HANDHELD DEVICES, OR ANY LOSS OF DATA CONTAINED IN THE FOREGOING DEVICES. NOTWITHSTANDING ANY DAMAGES THAT YOU MIGHT INCUR FOR ANY REASON WHATSOEVER (INCLUDING, WITHOUT LIMITATION, ALL DAMAGES REFERENCED HEREIN AND ALL DIRECT OR GENERAL DAMAGES IN CONTRACT, TORT INCLUDING NEGLIGENCE OR OTHERWISE, THE ENTIRE AGGREGATE LIABILITY OF MERCURY INNOVATIONS AND ANY OF ITS DISTRIBUTORS AND/OR SUPPLIERS SHALL BE LIMITED TO THE AMOUNT ACTUALLY PAID BY YOU FOR THE MERCURY INNOVATIONS PRODUCT GIVING RISE TO LIABILITY. SOME STATES AND/OR JURISDICTIONS DO NOT ALLOW THE EXCLUSION OR LIMITATION OF INCIDENTAL OR CONSEQUENTIAL DAMAGES, SO THE ABOVE LIMITATIONS OR EXCLUSIONS MAY NOT APPLY TO YOU. THE LIMITATIONS OF LIABILITY SET FORTH ABOVE SHALL APPLY TO THE MAXIMUM EXTENT PERMITTED UNDER APPLICABLE LAW.



Bluetooth
ROCKON
Rugged Wireless Speaker
User's manual for SA-W932



Package Includes:

- 1 Bluetooth Speaker
- 1 USB to Micro USB Cable
- 1.5 mm Auxiliary Cable

Features:

- Durable, shock and weather-resistant silicone wrap
- On-board playback and volume controls
- Auxiliary input to connect speaker with non-Bluetooth devices

IPX6 Weather-Proof

IMPORTANT

PLEASE READ
BEFORE USING
THIS PRODUCT

INSIDE

Charge It

- Plug the micro USB cable into the micro USB port under the silicone cover at the end of the speaker, and connect the other end of the cable to either a computer USB port or to a USB-compatible car or wall charger.
- A solid red LED light will appear near the power button to indicate when the Rock-On is charging, even while speaker is turned off.
- When charging is complete, the red LED light will turn off.
- Charging time is approximately 3-4 hours.

NOTE: When plugging in the Rock-On to recharge the battery, the speaker will automatically power off as a safety feature. Once plugged in, you may turn the speaker back on and continue to play your music.

Turn It On & Off

- Press & hold the power button on the end of the speaker for 3-5 seconds.
- The Rock-On will say "Welcome", and the LED light will blink blue.
- Press & hold the power button again to turn off the Rock-On.

Pair & Connect

- Power on the Rock-On (refer to the "Turn It On" section).
- A blue LED light will start to blink slowly.
- After 10 seconds, the speaker will say "Waiting to connect to Bluetooth device", and the blue LED will begin to blink quickly.
- Your Rock-On is now ready to be paired with your media player.
- On your Bluetooth enabled smartphones, tablet or media player, navigate to the Bluetooth settings menu, turn on the Bluetooth feature, and search for new devices.
- After a few seconds you will see "URBAN BEATZ SPB80" listed.
- Tap this model to select it. The speaker will announce "Connected to Bluetooth device", and the LED will slowly flash blue. You are now paired, connected and ready to play!
- Alternatively you can connect any non-Bluetooth device using the included 3.5mm cable together with the auxiliary input located on the back of the speaker. When the AUX cable is plugged into the speaker, the LED light will turn green.

NOTE: If the Rock-On is not paired with a device within 2 minutes, or if you unpair your device from the speaker, the Rock-On will enter a standby mode to preserve power. The blue LED will turn off, but the speaker can still be paired with any device.

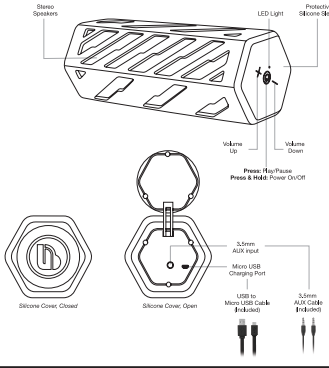
Play

- Connect your device to the Rock-On over Bluetooth or through the AUX input. (refer to the "Pair & Connect" section). A green LED light will turn on.
- Open your favorite music app and press play.
- You can control your track and volume from your device, as well as control the volume and play/pause music from the Rock-On speaker. Note: Volume on your device and on the speaker are controlled separately.
- All audio, including music, games, videos, and notifications will be routed through the Rock-On.

Reconnect to Bluetooth

- You only need to pair your Bluetooth device with the Rock-On once.
- With your previously paired device's Bluetooth turned on and in range, power on the Rock-On.
- The speaker will automatically reconnect to the last Bluetooth device it was connected to.
- If you have a previously paired device that does not auto-reconnect, navigate to the Bluetooth settings menu on your device, turn on the Bluetooth feature, and select "URBAN BEATZ SPB80" from your list of paired Bluetooth devices.

Product Diagram



Troubleshooting

No power

Recharge your Rock-On using the included micro-USB cable.

Music is not playing over Bluetooth

Make sure your Bluetooth device has A2DP profile. Check if both devices are paired and connected over Bluetooth. Make sure there isn't a 3.5mm cable connected to the AUX input on the back of the speaker. Restart the Rock-On to reconnect your Bluetooth device.

Bluetooth device will not connect with the speaker

Navigate to your Bluetooth settings menu on your Bluetooth device, tap "URBAN BEATZ SPB80", and select "Forget". Now follow the steps to pair your device again.

Speaker is not functioning correctly

To reset your Rock-On speaker, simply plug in the speaker as if to recharge the battery (See "Charge It"). Rock-On has a safety feature that forces the speaker to reset its software when it has been plugged in to charge.

Important Waterproof/Safety Information

- IMPORTANT: DO NOT submerge the Rock-On speaker in water. This device is not intended to function properly after being under water.**
- Before using the Rock-On in a wet environment, make sure the silicone cover over the AUX and micro USB input ports on the end of the speaker is fully closed and secured. If water gets into either port, the speaker may not function properly.
 - Rock-On is rated IPX6, which means the speaker can be heavily splashed with water or left in the rain but not submerged in water for approximately 3 minutes.
 - If the Rock-On gets wet, it is recommended that you dry the speaker completely before using it again.
 - Silicone sleeves does not need to be on the Rock-On in order for the speaker to be weatherproof.
 - While the Rock-On has a silicone sleeve for protection, it does NOT mean that the Rock-On is drop-proof or indestructible. Speaker may be damaged when dropped from any height.
 - All actions done with the Rock-On speaker are done at your own risk. While the speaker is weatherproof and has a protective case, it is not a guarantee for complete damage protection.

Speaker Specifications:

Output Power: 3W x 2 RMS (left and right channel)
Frequency Response: 100Hz to 18KHz
Dimensions (WxHxD): 7in x 2.8in x 2.8in
Weight: 376g

Battery Information:

Built-in Battery: Lithium
Input: DC 5V/550mA
Battery Capacity: 1000mAh
Music playing time: Up to 8 Hours
Charging time: 3.5 hours
Approximate playback time. Battery life depends on individual use and may be slightly more or less than the time specified.

Bluetooth Information:

Bluetooth Specification: V3.0
Operating Distance: 10 Meters (Class II)
System Requirements: Bluetooth-capable device

Additional Connection Sources:

Audio: 3.5mm AUX cable
Power Source: Built-in rechargeable battery or via USB cable

FCC Notice:

This device complies with Part 15 of the FCC Rules. Operation is subject to the two following conditions:
1. This device may not cause harmful interference.
2. This device must accept any interference received, including interference that may cause undesired operation.

Caution: Any changes or modifications to this device not explicitly approved by manufacturer could void your authority to operate this equipment.

FCC Statement:

The equipment has been tested and found to comply with the limits for a Class B digital device, pursuant to Part 15 of the FCC Rules. These limits are designed to provide reasonable protection against harmful interference in a residential installation. This equipment generates, uses, and can radiate Radio frequency energy and, if not installed and used in accordance with the instructions, may cause harmful interference to Radio communications.

However, there is no guarantee that interference will not occur in a particular installation. If this equipment does cause harmful interference to Radio or television reception, which can be determined by turning the equipment off and on, the user is encouraged to try to correct the interference by one or more of the following measures:

- Reorient or relocate the receiving antenna.
- Increase the separation between the equipment and receiver.
- Connect the equipment into an outlet on a circuit different from that to which the receiver is connected.
- Consult the dealer or an experienced Radio/television technician for assistance.