

NUTRI FIT

Smart Body Fat Scale

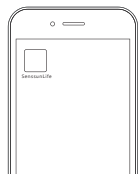
User Manual

Contact us:

nutrifitlink@hotmail.com

Download and set up the Application

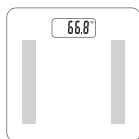
- Go to the "App Store" or "Google Play", and search "MovingLife" to download the Application.
- Or in another most convenient way by scanning the QR code below



MovingLife

Connect the scale with your phone

Open the App and turn on the Bluetooth of your phone, sign up your account and follow the guideline to set up your profile and connection step by step. Being aware of it, the scale has to be on when you start to connect with it. All measurements you taken can be saved in history for detail review anytime anywhere by getting access to your own account.



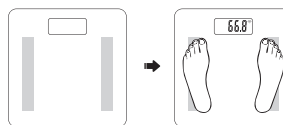
Weight unit conversion

You will find the unit conversion button at the bottom of scale, press it to convert the weight unit, you will see it changed on LCD.



Start Measurement

For the first measurement, keep the scale connected with the App, then put it on a solid and flat floor, and step on it for the measurement. Once the weight is stable and flashing, fat measurement will be proceeded. You will review your weight and body fat display on the screen for several time, then the scale will be off automatically.



- Do not put the scale on a carpet or other soft surface, it will lead to a wrong weight measurement.
- The first measurement has to be taken with Bluetooth connection, the first weight data will be reference for next auto user recognition.
- To make a proper measurement of body fat, please keep your bare feet on the electrodes of scale. The scale platform should be clean and dry.
- If you want to review all measurement data, open the App, and check them in detail interface.

Warning indications



Low Fat% Indication
The Fat% is too low. Please lead a more nutritional diet and take good care of yourself.



High Fat% Indication
The Fat% is too high. Please watch your diet and do more exercise.



Calibration
Error exists, please re-test to get the correct result.



Over-load Indication
The weighing subject on the platform exceeds the maximum capability of scale. Please step off to avoid damage.



Low Battery Indication
The battery power is running low, please replace with a new battery.

WARRANTY

- This product is covered by the NUTRI FIT Product and Warranty for 12 months from the date of its original purchase.
- If manufacturing defects occur, please contact us immediately to launch a warranty claim via:
Email: **nutrifitlink@hotmail.com**
We will instruct you on how to return the defective unit back to us for repair or replacement.
- No return will be accepted without seller authorization.

This device complies with part 15 of the FCC Rules. Operation is subject to the following two conditions: (1) this device may not cause harmful interference, and (2) this device must accept any interference received, including interference that may cause undesired operation. Any changes or modifications not expressly approved by the party responsible for compliance could void the user's authority to operate the equipment.

NOTE: This equipment has been tested and found to comply with the limits for a Class B digital device, pursuant to Part 15 of the FCC Rules.

These limits are designed to provide reasonable protection against harmful interference in a residential installation. This equipment generates, uses and can radiate radio frequency energy and, if not installed and used in accordance with the instructions, may cause harmful interference to radio communications. However, there is no guarantee that interference will not occur in a particular installation. If this equipment does cause harmful interference to radio or television reception,

which can be determined by turning the equipment off and on, the user is encouraged to try to correct the interference by one or more of the following measures:

- Reorient or relocate the receiving antenna.
- Increase the separation between the equipment and receiver.
- Connect the equipment into an outlet on a circuit different from that to which the receiver is connected.
- Consult the dealer or an experienced radio/TV technician for help.

The device has been evaluated to meet general RF exposure requirement. The device can be used in portable exposure condition without restriction