

**Calibration Laboratory of  
Schmid & Partner  
Engineering AG**  
Zeughausstrasse 43, 8004 Zurich, Switzerland

Name: **LTE-FDD (SC-FDMA, 1 RB, 10 MHz, 16-QAM)**

Group: LTE-FDD  
UID: 10176-CAB

PAR: <sup>1</sup> **6.52 dB**  
MIF: <sup>2</sup> **-9.76 dB**

Standard Reference: 3GPP / ETSI TS 136.101 V8.4.0  
3GPP / ETSI TS 136.213 V8.4.0  
FCC OET KDB 941225 D05 SAR for LTE Devices v01  
Category: Random amplitude modulation

Modulation: 16-QAM

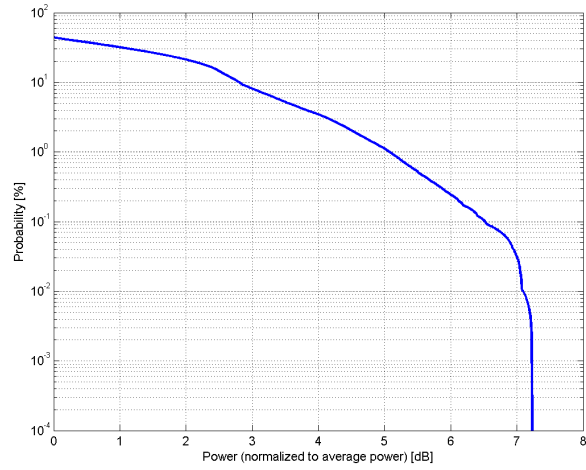
Frequency Band: Band 1, E-UTRA/FDD (1920.0-1980.0 MHz, 20133)  
Band 2, E-UTRA/FDD (1850.0-1910.0 MHz, 20134)  
Band 3, E-UTRA/FDD (1710.0-1785.0 MHz, 20135)  
Band 4, E-UTRA/FDD (1710.0-1755.0 MHz, 20136)  
Band 5, E-UTRA/FDD (824.0-849.0 MHz, 20137)  
Band 6, E-UTRA/FDD (830.0-840.0 MHz, 20138)  
Band 7, E-UTRA/FDD (2500.0-2570.0 MHz, 20139)  
Band 8, E-UTRA/FDD (880.0-915.0 MHz, 20140)  
Band 9, E-UTRA/FDD (1749.9-1784.9 MHz, 20141)  
Band 10, E-UTRA/FDD (1710.0-1770.0 MHz, 20142)  
Band 11, E-UTRA/FDD (1427.9-1447.9 MHz, 20209)  
Band 12, E-UTRA/FDD (699.0-716.0 MHz, 20210)  
Band 13, E-UTRA/FDD (777.0-787.0 MHz, 20145)  
Band 14, E-UTRA/FDD (788.0-798.0 MHz, 20146)  
Band 17, E-UTRA/FDD (704.0-716.0 MHz, 20147)  
Band 18, E-UTRA/FDD (815.0-830.0 MHz, 20157)  
Band 19, E-UTRA/FDD (830.0-845.0 MHz, 20158)  
Band 20, E-UTRA/FDD (832.0-862.0 MHz, 20159)  
Band 21, E-UTRA/FDD (1447.9-1462.9 MHz, 20160)  
Band 22, E-UTRA/FDD (3410.0-3490.0 MHz, 20190)  
Band 23, E-UTRA/FDD (2000.0-2020.0 MHz, 20164)  
Band 24, E-UTRA/FDD (1626.5-1660.5 MHz, 20165)  
Band 25, E-UTRA/FDD (1850.0-1915.0 MHz, 20166)  
Band 26 E-UTRA/FDD (814.0-849.0 MHz, 20211)  
Band 27 E-UTRA/FDD (807.0-824.0 MHz, 20212)  
Band 28 E-UTRA/FDD (703.0-748.0 MHz, 20213)

Detailed Specification: Modulation Scheme: SC-FDMA  
Number of PUSCHs: 1  
Settings for Subframe #0 to #9:  
Modulation Scheme: QPSK  
Data Type: UL-SCH  
Number RB: 1  
Transport Block Size: 256  
TBS Index: 14  
MCS Index: 15  
Data Type: PN9

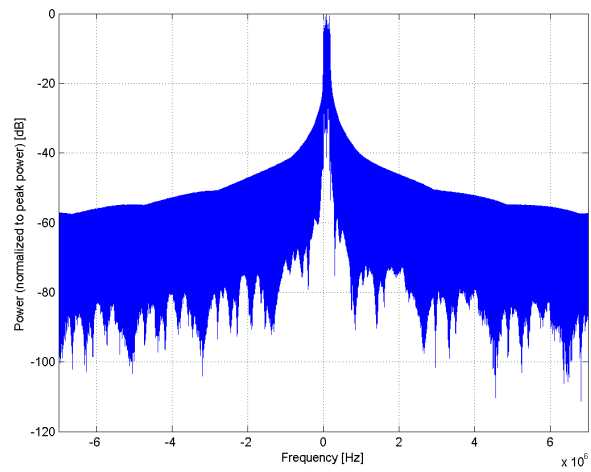
Bandwidth: 10.0 MHz  
Integration Time: 10.0 ms

<sup>1</sup> PAR (0.1%) in accordance with FCC KDB 971168, Section 6.0 "Measurement of the Peak-to-Average Power Ratio (PAPR)"

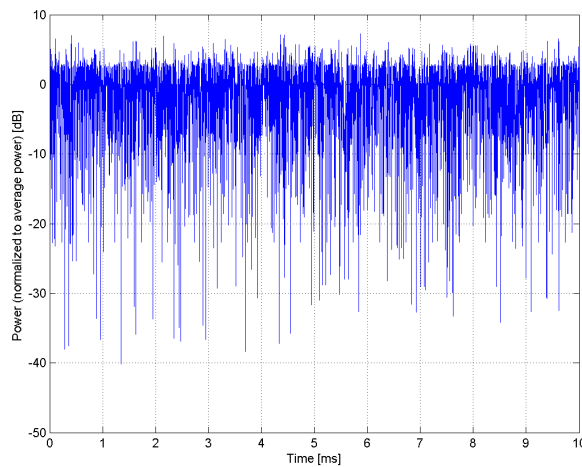
<sup>2</sup> Modulation Interference Factor (MIF) value valid only in conjunction with advanced probe response linearization calibration for the same communication system (same UID and version).



**Complementary Cumulative Distribution Function (CCDF)**



**Frequency Domain**



**Time Domain**