


PHOTOGRAPHS OF THE TEST CONFIGURATION

AC Power Conducted Emissions



Test Mode A





AC Power Conducted Emissions Test Mode B




Unwanted Emissions below 1 GHz Test Mode A




Unwanted Emissions below 1 GHz
Test Mode B



Unwanted Emissions above 1 GHz
Test Mode A




Contention-based Protocol



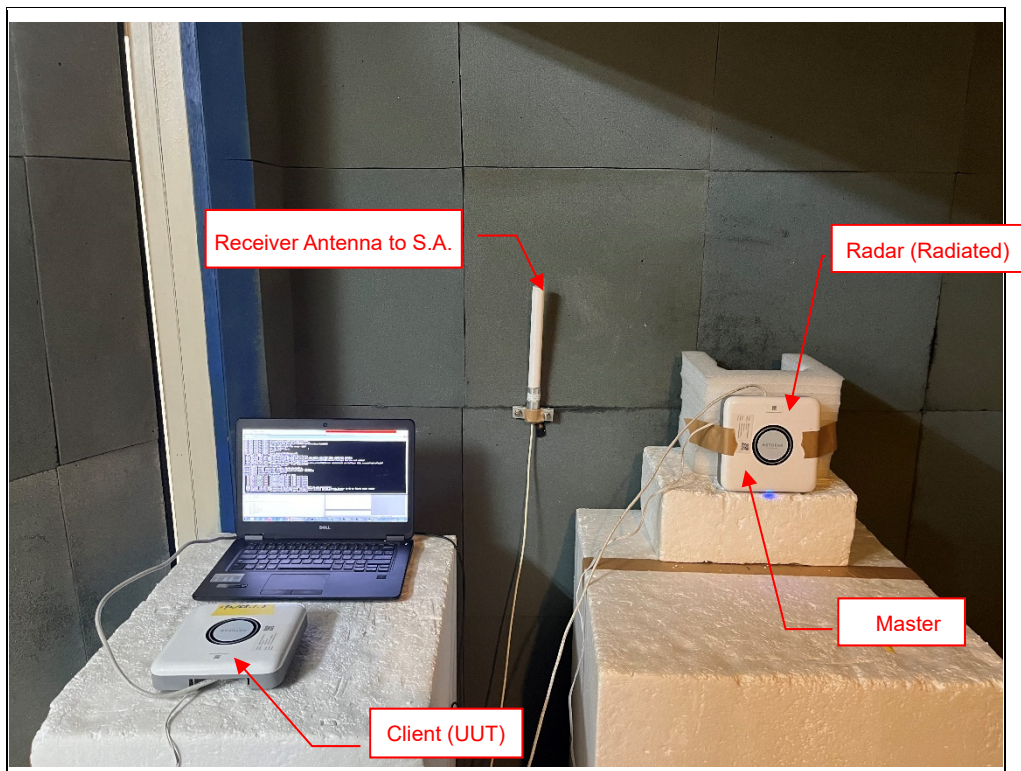
DFS

test results demonstrating Master links with Client on a test frequency.


For Master setup



For Slave without radar detection setup



MPE



Multi-Antenna Systems Directional Gain measurement

