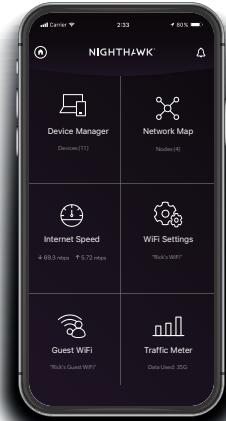


Quick Start

NETGEAR®



1

Download

On your mobile phone, download the Nighthawk app and follow the setup instructions.

2

Explore

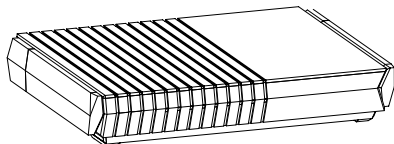
Check out everything you can do on the Nighthawk app! Run a speed test, pause the Internet, see all the connected devices, and more.

3


Enjoy

Sit back and experience faster download and streaming speeds in every room. Enjoy better WiFi everywhere.

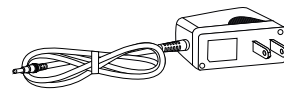
Contents



Router

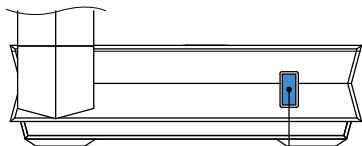


Ethernet Cable

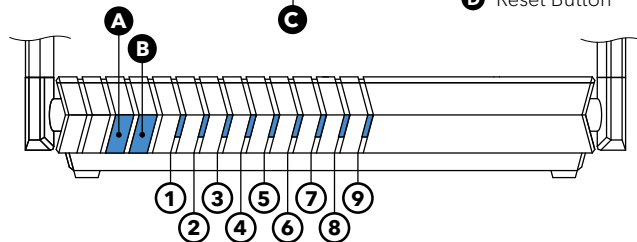


Power Adapter
(varies by region)

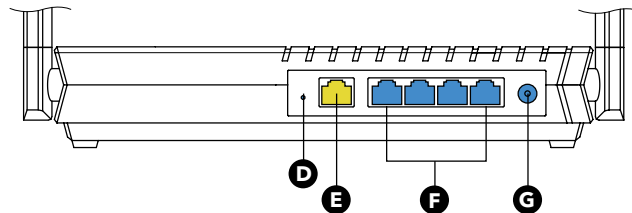
Overview



- A** Power Button
- B** WPS Button
- C** USB 3.0 Port
- D** Reset Button



- E** Internet Port
- F** Ethernet Ports
- G** Power Connector
- 1** ⏻ - Power LED
- 2** 📶 - WPS LED
- 3** 🌐 - Internet LED
- 4** 📶 - WiFi LED
- 5** 1 - Ethernet Port 1 LED
- 6** 2 - Ethernet Port 2 LED
- 7** 3 - Ethernet Port 3 LED
- 8** 4 - Ethernet Port 4 LED
- 9** 📶 - USB Port LED



Support and Community

Visit netgear.com/support to get your questions answered and access the latest downloads.

You can also check out our NETGEAR Community for helpful advice at community.netgear.com.

Si ce produit est vendu au Canada, vous pouvez accéder à ce document en français canadien à <http://downloadcenter.netgear.com/other/>.

(If this product is sold in Canada, you can access this document in Canadian French at <http://downloadcenter.netgear.com/other/>.)

For regulatory compliance information including the EU Declaration of Conformity, visit <https://www.netgear.com/about/regulatory/>.

See the regulatory compliance document before connecting the power supply.

NETGEAR, Inc.
350 East Plumeria Drive
San Jose, CA 95134, USA

© NETGEAR, Inc., NETGEAR and the NETGEAR Logo are trademarks of NETGEAR, Inc. Any non-NETGEAR trademarks are used for reference purposes only.

NETGEAR INTERNATIONAL LTD
Floor 1, Building 3,
University Technology Centre
Curraheen Road, Cork,
T12EF21, Ireland



July 2019
BETA DOCUMENT

Federal Communication Commission Interference Statement

This device complies with Part 15 of the FCC Rules. Operation is subject to the following two conditions: (1) This device may not cause harmful interference, and (2) this device must accept any interference received, including interference that may cause undesired operation.

This equipment has been tested and found to comply with the limits for a Class B digital device, pursuant to Part 15 of the FCC Rules. These limits are designed to provide reasonable protection against harmful interference in a residential installation. This equipment generates, uses and can radiate radio frequency energy and, if not installed and used in accordance with the instructions, may cause harmful interference to radio communications. However, there is no guarantee that interference will not occur in a particular installation. If this equipment does cause harmful interference to radio or television reception, which can be determined by turning the equipment off and on, the user is encouraged to try to correct the interference by one of the following measures:

- Reorient or relocate the receiving antenna.
- Increase the separation between the equipment and receiver.
- Connect the equipment into an outlet on a circuit different from that to which the receiver is connected.
- Consult the dealer or an experienced radio/TV technician for help.

FCC Caution: Any changes or modifications not expressly approved by the party responsible for compliance could void the user's authority to operate this equipment.

This transmitter must not be co-located or operating in conjunction with any other antenna or transmitter.

For operation within 5.15 ~ 5.25GHz / 5.47 ~5.725GHz frequency range, it is restricted to indoor environment. This device meets all the other requirements specified in Part 15E, Section 15.407 of the FCC Rules.

Radiation Exposure Statement:

This equipment complies with FCC radiation exposure limits set forth for an uncontrolled environment. This equipment should be installed and operated with minimum distance 25cm between the radiator & your body.