



WiTscale S1

Bluetooth 4.0 Body Scale

INSTRUCTION MANUAL



INTRODUCTION

Thank you for purchasing our product Bluetooth Body Scale S1. It supports iPhone 4S/ 5 and new generation iPad. We strongly recommend to read this Instruction Manual before you operate the product.

ABOUT WiTscale

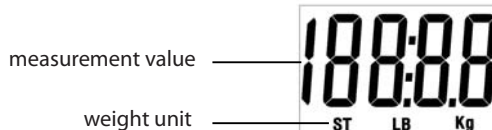
WiTscale is a Bluetooth 4.0 connected digital body scale. WiTscale can seamlessly transmit your personalized weight and BMI data to your iPhone or iPad. All recorded data can be tracked and shared with your friends on facebook. Setting up your personalized profile and fitness target will take less than three clicks.

BOX CONTENTS

- Your WiTscale will contain:
- 1) WiTscale body scale unit
 - 2) 3 AAA batteries
 - 3) This instruction manual
 - 4) Quick start guide

1

LCD DISPLAY



BATTERY INSTALLATION

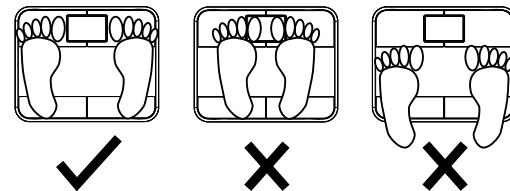
- 1 Remove the battery door located on the bottom of the body scale. Insert 3 pieces of AAA batteries in the compartment with correct polarity indicated on the scale.
- 2 After inserted batteries, the LCD will show full display for about 2 seconds
- 3 Then the LCD will show 0.0 value and it is ready to weigh your body



WEIGHT MEASUREMENT

Step on the Scale. The weight will be displayed on LCD. Once the reading is steady, the display will flash 3 times to indicate the measurement is completed. To make a new measurement, just come down from the scale and step on it again.

Put your feet properly on the scale as follow:



Notes:

1. To obtain accurate measurement, make sure your feet can be closely contacted on all four stainless steel plates and stand straight/upward of your body.
2. The body scale should not be placed on any uneven or carpeted flooring to avoid unbalanced body.

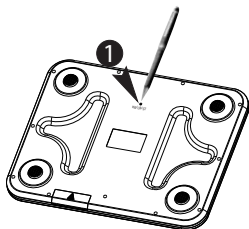
3

3. The Scale is equipped with auto-power off function. Once you finished the measurement, it will turn off in about 15 seconds.

CHANGE DISPLAY UNIT

- 1 To change the display unit on the scale, use a pointed device (eg. ball pen) to push the button on the bottom of the scale. The display units will switch between LB, Kg and ST.

LB: pound
Kg: kilogram
ST: stone



Note:

1. Changing the display unit on scale will automatically change the measurement reading unit on Smartphone Apps. User can switch their desired display unit under setting tab on the Apps.

4

APPS

Setting up the body scale to work with your iPhone or iPad, user needs to download our free Apps from Apple AppStore at www.apple.com/apps and search for WiTscale.

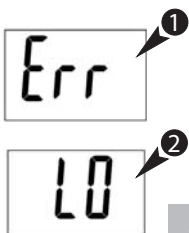
Users can use the App to measure, track, record and share their weight information to extend the scale functions. User can still use the scale as stand alone device without the Apps.

Note:

Currently, our WiTscale only support Bluetooth 4.0 iOS device. Older generations of Bluetooth technology is not supported.

WARNING INDICATION

- 1 Weight exceed limit. User must step off immediately
- 2 Low battery. User should replace the batteries for proper operation



5

BATTERIES

When the warning indication display LO, it is necessary to change the battery. On the bottom of the unit, open the battery compartment and replace with new battery only. Keep in mind, the display unit will be defaulted to LB (pound) after power reset.

ATTENTION

1. Weight capacity: 7KG – 150 KG. Please weigh within this weight range for the use of the scale correctly and without causing damages.
2. DO NOT place anything on the scale whilst not in use.
3. This scale is to be used to measure the body weight of a human being. DO NOT use for other purposes.
4. For cleaning of the scale, please use a soft fabric cloth with NO cleaning agents.
5. Always stand in the centre of the scale for a correct reading and DO NOT operate scale whilst wet.
6. For a precise result, only use scale on flat, hard & even surfaces.
7. Store the scale in a cool dry place. DO NOT expose to extreme temperature or moisture.
8. NEVER jump or bounce on the scale. DO NOT shake or try to disassemble the scale.
9. Do not press or push hard on LCD display.

6

SPECIFICATIONS

Weight Limits	: 7 to 150 Kg
Power Supply	: AAA battery x 3
Battery Life	: >2 years
Operating Temperature	: 5 to 35°C
Wireless Standard	: Bluetooth 4.0
Frequency Range	: 2400 – 2480 MHz
Operation Range	: 10 meters

FCC ID: PXM-S1

1. This device complies with Part 15 of the FCC Rules. Operation is subject to the following two conditions:
 - (1) This device may not cause harmful interference, and
 - (2) This device must accept any interference received, including interference that may cause undesired operation.
2. Changes or modifications not expressly approved by the party responsible for compliance could void the user's authority to operate the equipment.



The scale and the batteries must be disposed of according to the local regulations at the end of their service life

Distributed by:
Wittech Company Limited
Unit 1202, 12/F International Trade Centre, 11-19 Sha Tsui Road, Tsuen Wan, N.T., Hong Kong

Made in China

iPhone and iPad are the registered trademarks of Apple Inc.

7