

Appendix -

Test Data and Result for report

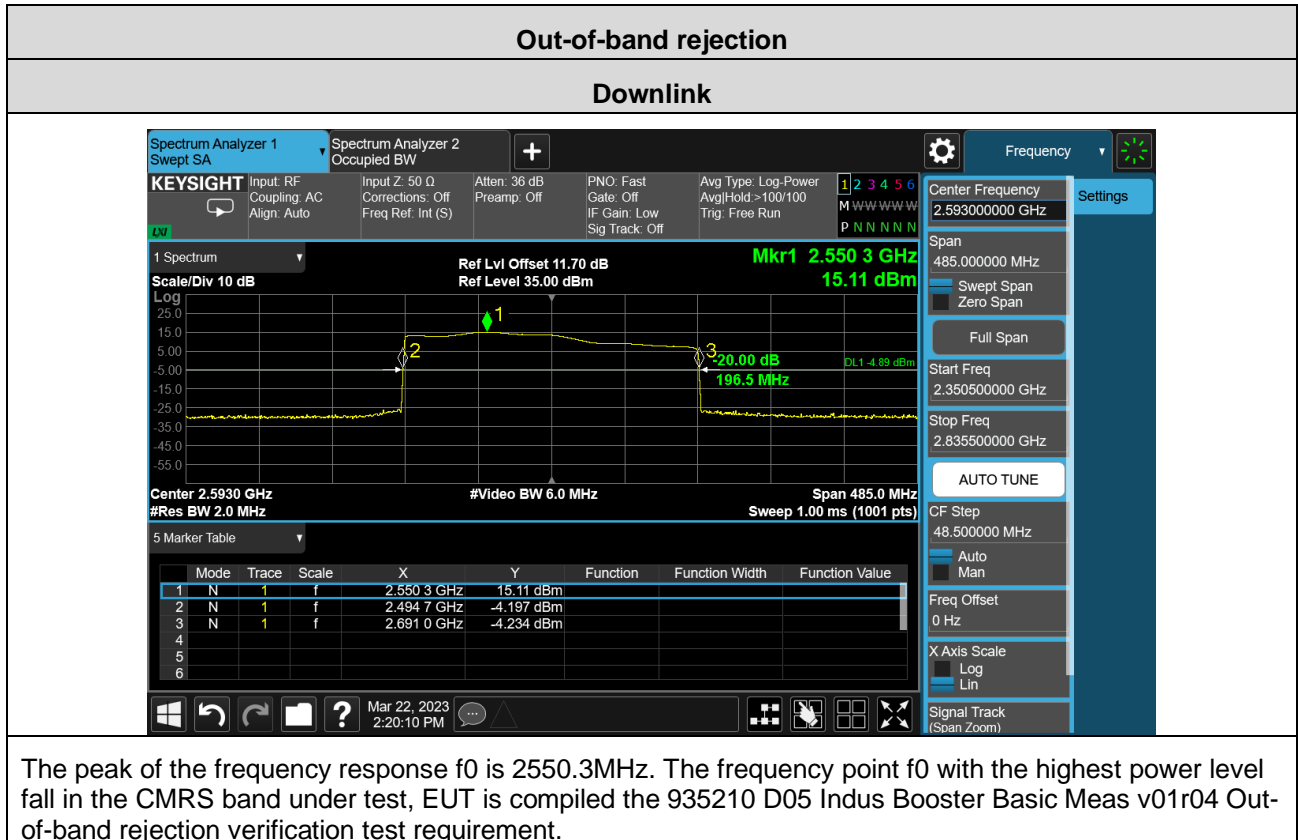
GZCR230300022307

(BRS/EBS band)



Unless otherwise agreed in writing, this document is issued by the Company subject to its General Conditions of Service printed overleaf, available on request or accessible at <http://www.sgs.com/en/Terms-and-Conditions.aspx> and, for electronic format documents, subject to Terms and Conditions for Electronic Documents at <http://www.sgs.com/en/Terms-and-Conditions/Terms-e-Document.aspx>. Attention is drawn to the limitation of liability, indemnification and jurisdiction issues defined therein. Any holder of this document is advised that information contained hereon reflects the Company's findings at the time of its intervention only and within the limits of Client's instructions, if any. The Company's sole responsibility is to its Client and this document does not exonerate parties to a transaction from exercising all their rights and obligations under the transaction documents. This document cannot be reproduced except in full, without prior written approval of the Company. Any unauthorized alteration, forgery or falsification of the content or appearance of this document is unlawful and offenders may be prosecuted to the fullest extent of the law. Unless otherwise stated the results shown in this test report refer only to the sample(s) tested and such sample(s) are retained for 30 days only.
Attention: To check the authenticity of testing /inspection report & certificate, please contact us at telephone: (86-755) 8307 1443, or email: CN.Doccheck@sgs.com

1 Out-of-band rejection



2 Input versus Output comparison

Occupied Bandwidth				
Test Path	Test Signal	Test Channel	Signal Level	Verdict
Downlink	5MHz AWGN	Middle Channel	Pre-AGC	PASS
			3dB above AGC	PASS
	100MHz AWGN	Middle Channel	Pre-AGC	PASS
			3dB above AGC	PASS
	GSM	Middle Channel	Pre-AGC	PASS
			3dB above AGC	PASS

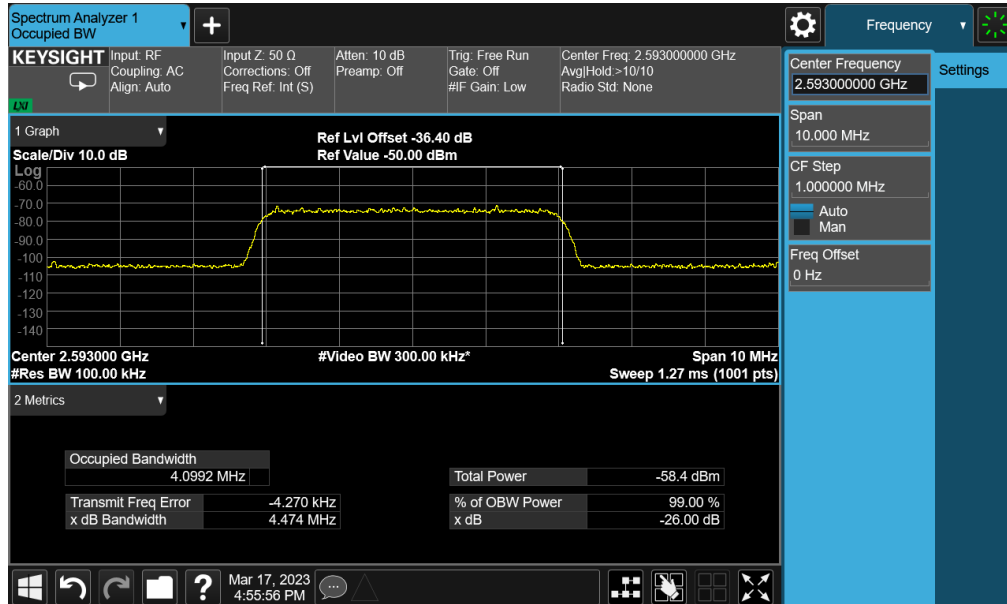


Unless otherwise agreed in writing, this document is issued by the Company subject to its General Conditions of Service printed overleaf, available on request or accessible at <http://www.sgs.com/en/Terms-and-Conditions.aspx> and, for electronic format documents, subject to Terms and Conditions for Electronic Documents at <http://www.sgs.com/en/Terms-and-Conditions/Terms-e-Document.aspx>. Attention is drawn to the limitation of liability, indemnification and jurisdiction issues defined therein. Any holder of this document is advised that information contained hereon reflects the Company's findings at the time of its intervention only and within the limits of Client's instructions, if any. The Company's sole responsibility is to its Client and this document does not exonerate parties to a transaction from exercising all their rights and obligations under the transaction documents. This document cannot be reproduced except in full, without prior written approval of the Company. Any unauthorized alteration, forgery or falsification of the content or appearance of this document is unlawful and offenders may be prosecuted to the fullest extent of the law. Unless otherwise stated the results shown in this test report refer only to the sample(s) tested and such sample(s) are retained for 30 days only.

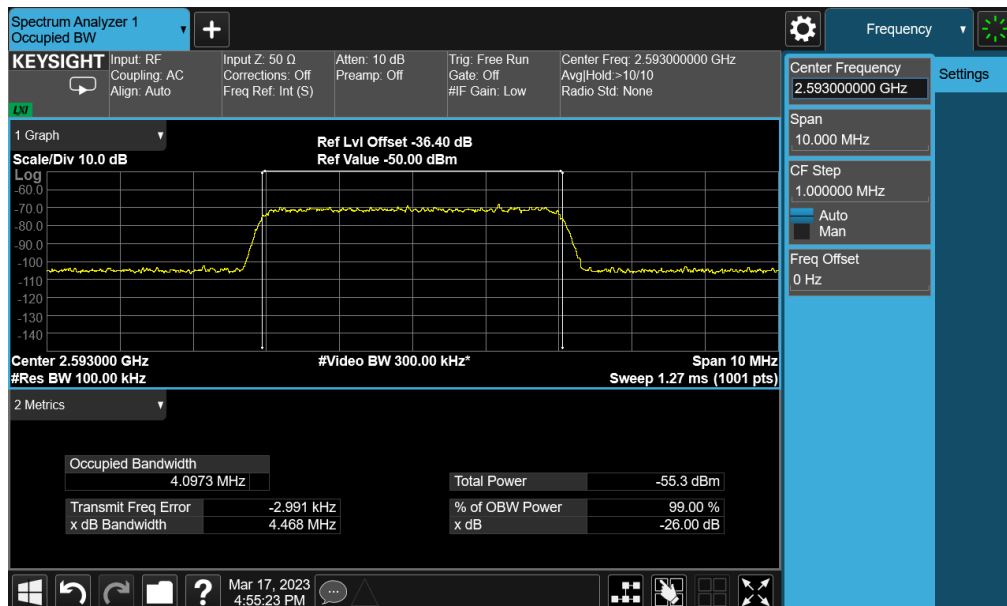
Attention: To check the authenticity of testing /inspection report & certificate, please contact us at telephone: (86-755) 8307 1443, or email: CN.Doccheck@sgs.com

99% OBW

Downlink_5MHz AWGN_Middle Channel_Input pre-AGC

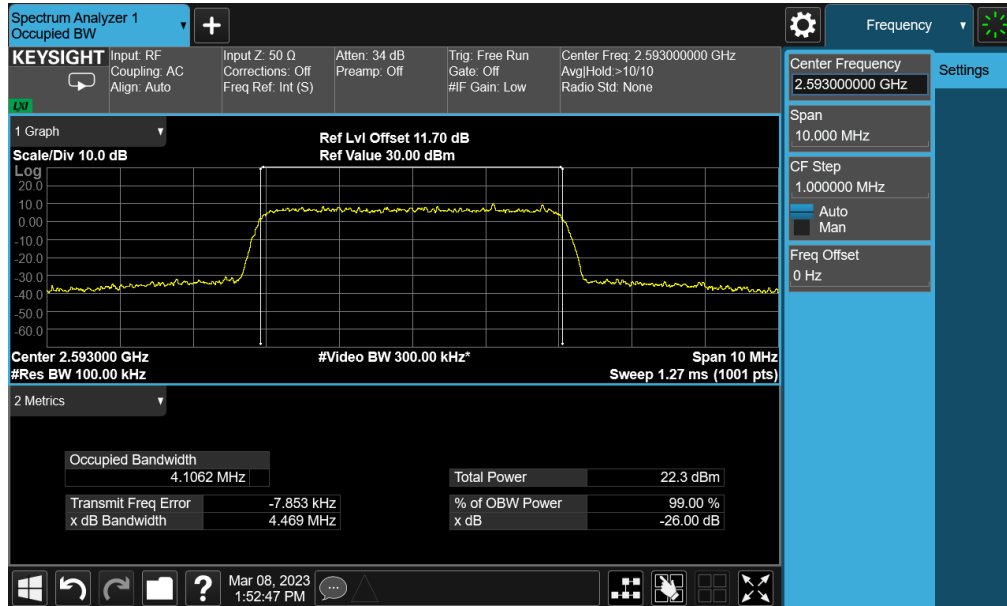


Downlink_5MHz AWGN_Middle Channel_Input 3dB above AGC

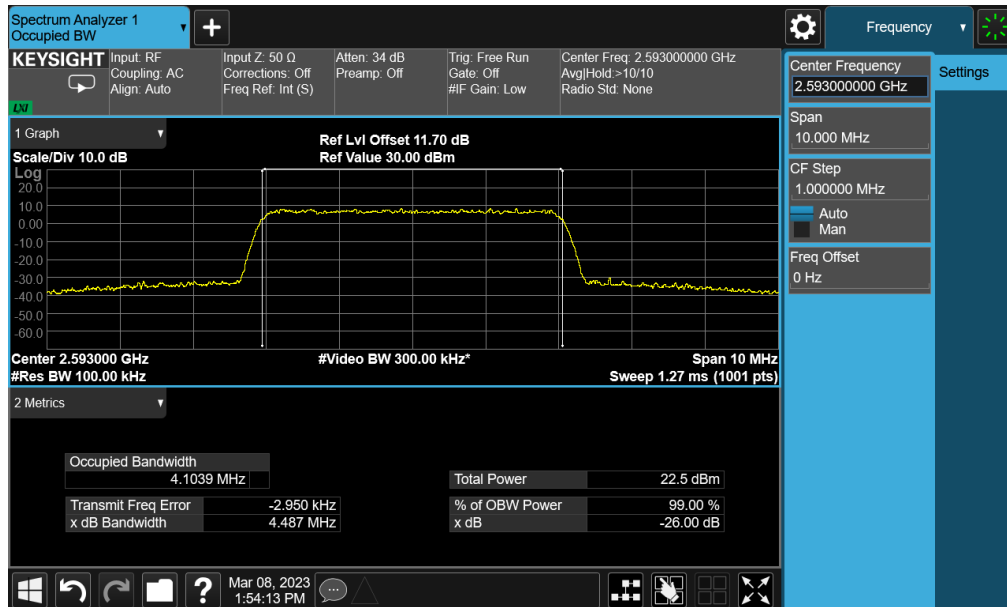


99% OBW

Downlink_5MHz AWGN_Middle Channel_Output pre-AGC

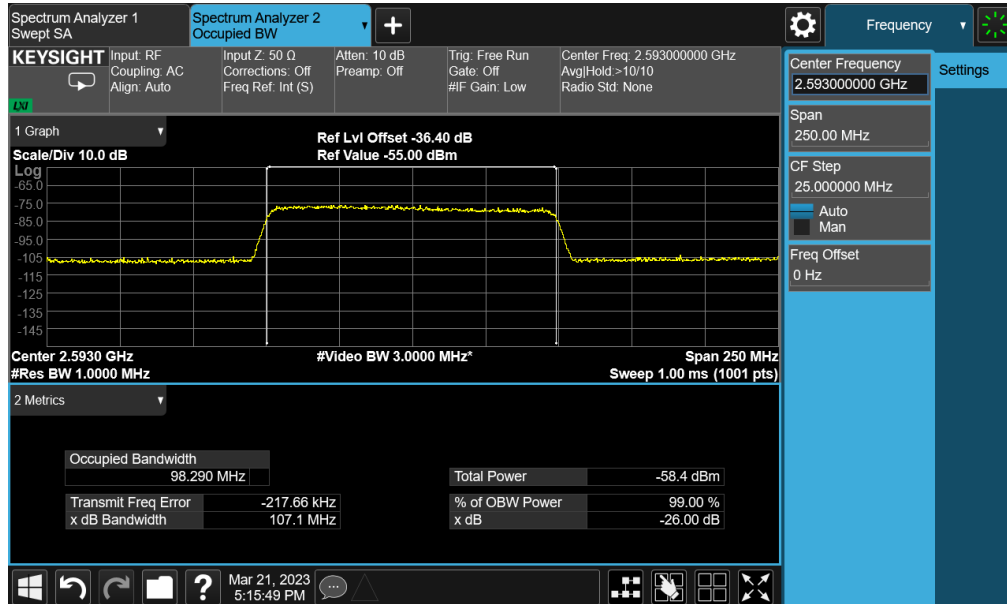


Downlink_5MHz AWGN_Middle Channel_Output 3dB above AGC

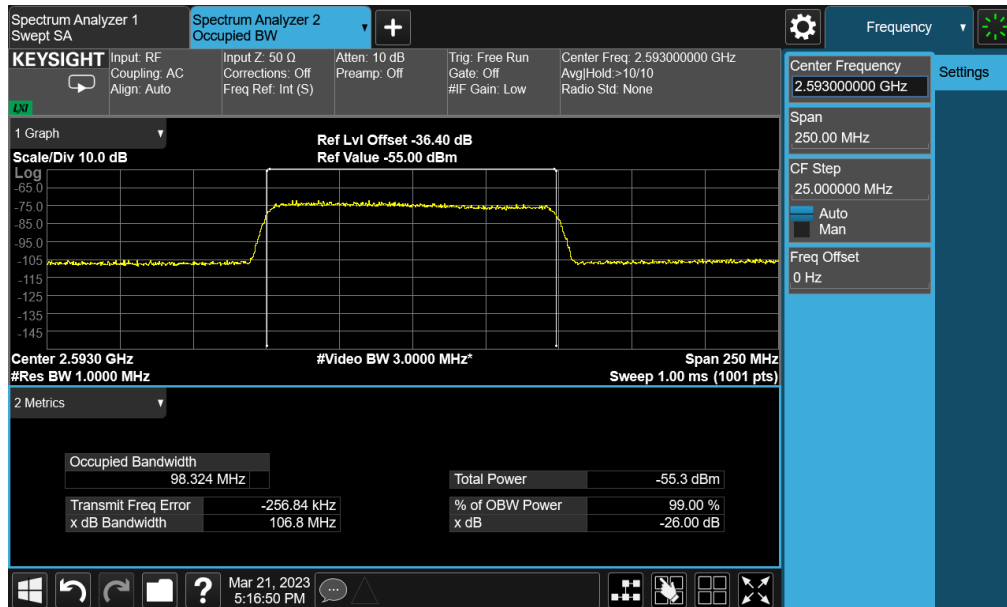


99% OBW

Downlink_100MHz AWGN_Middle Channel_Input pre-AGC

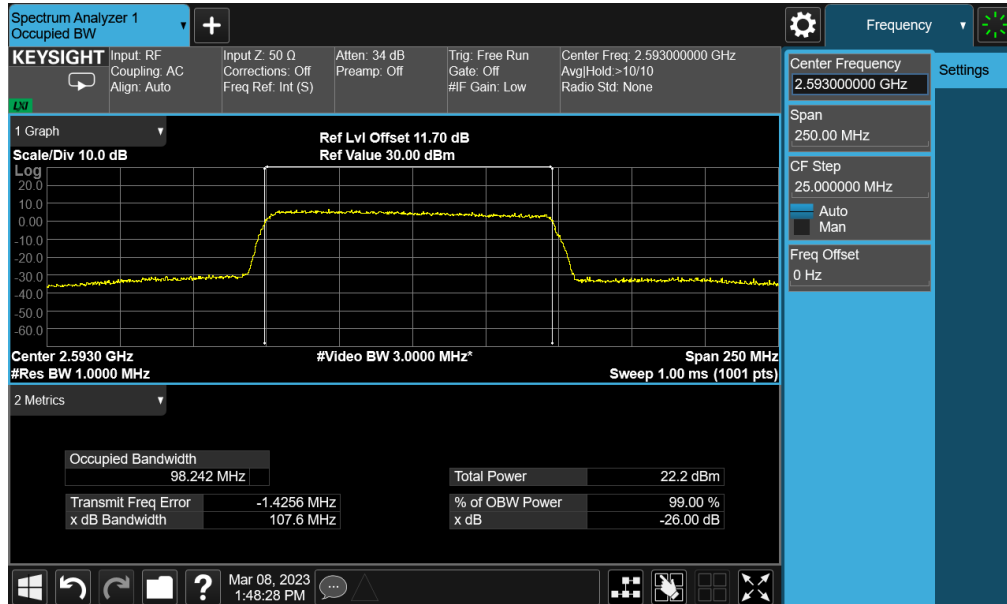


Downlink_100MHz AWGN_Middle Channel_Input 3dB above AGC

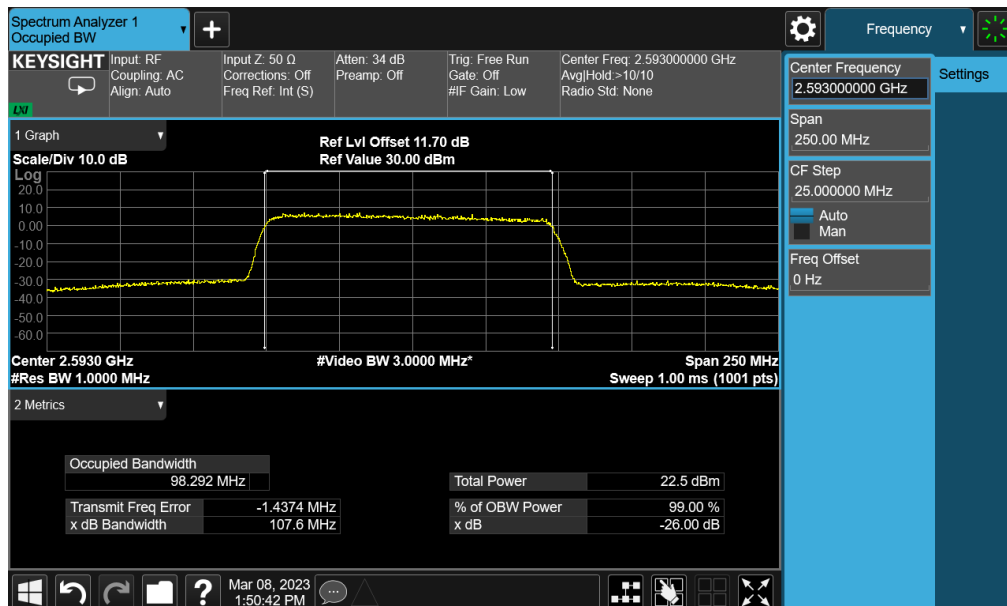


99% OBW

Downlink_100MHz AWGN_Middle Channel_Output pre-AGC

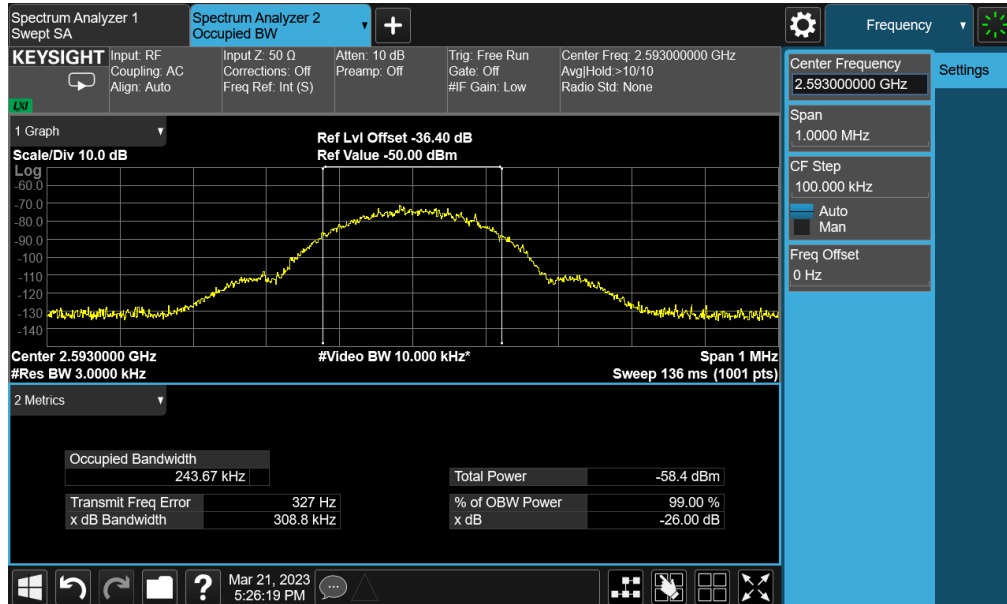


Downlink_100MHz AWGN_Middle Channel_Output 3dB above AGC

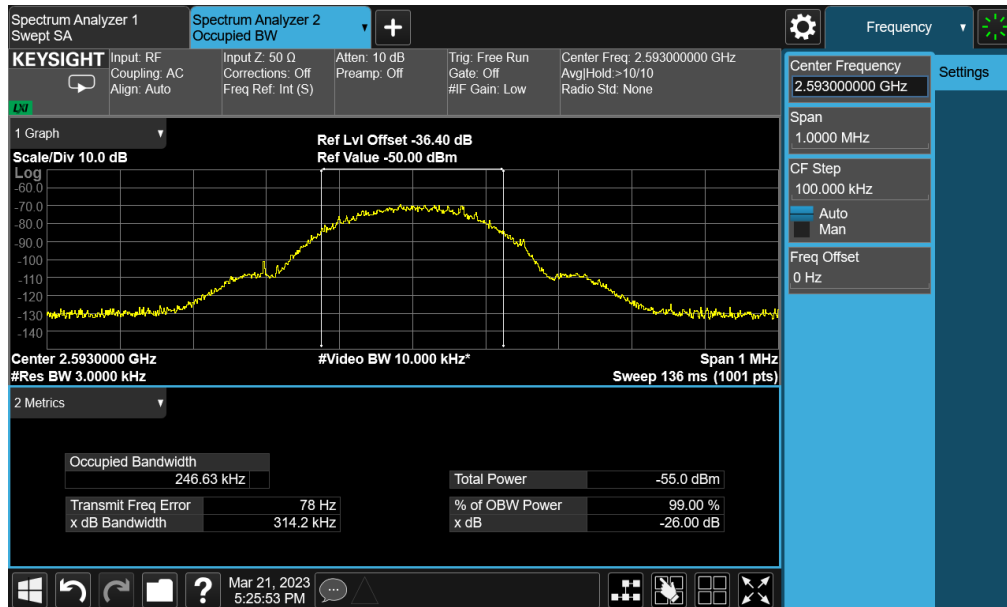


99% OBW

Downlink_GSM_Middle Channel_Input pre-AGC

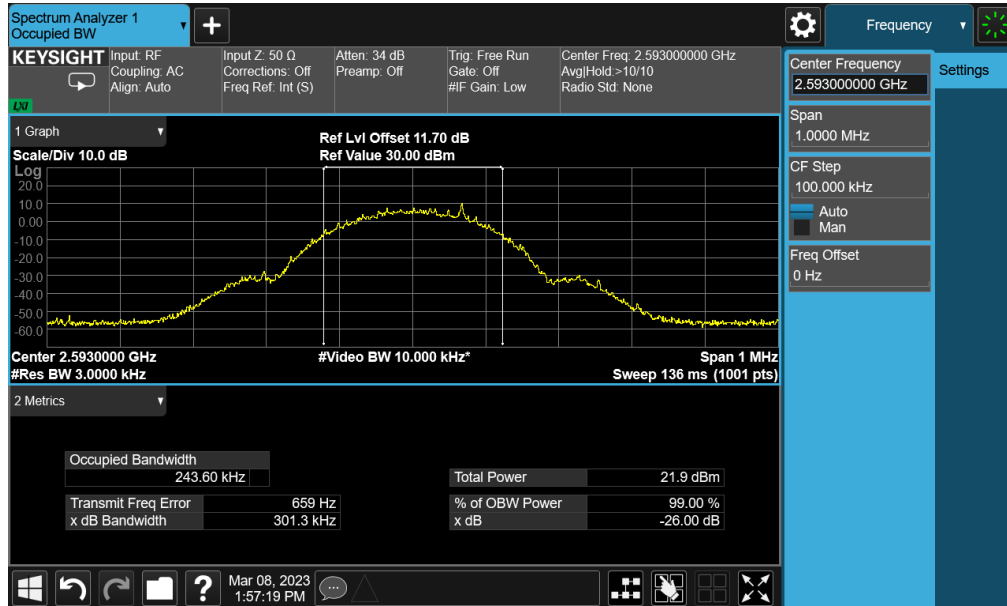


Downlink_GSM_Middle Channel_Input 3dB above AGC

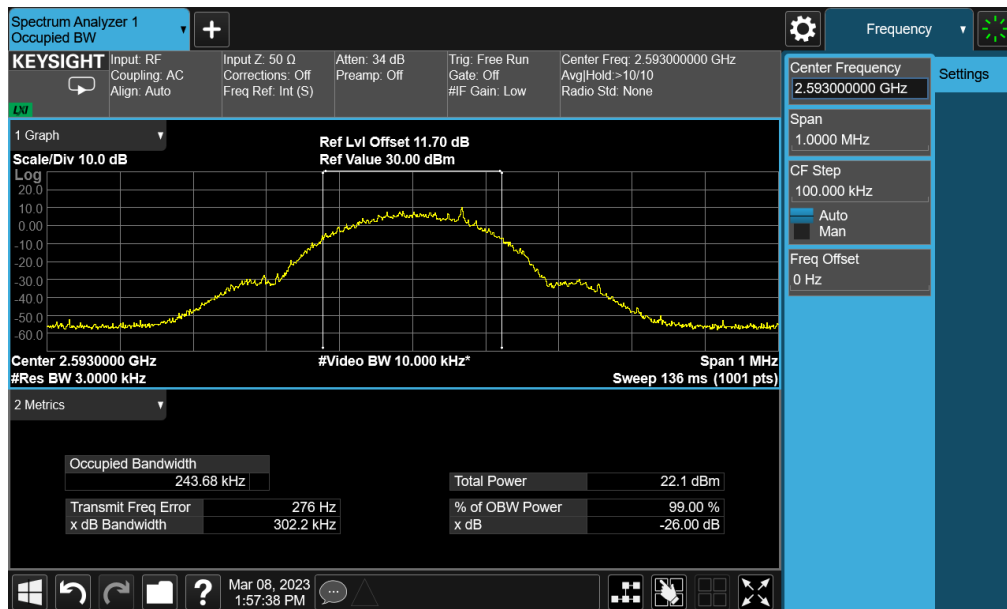


99% OBW

Downlink_GSM_Middle Channel_Output pre-AGC



Downlink_GSM_Middle Channel_Output 3dB above AGC



3 Mean output power and amplifier/booster gain

Mean output power and gain								
Test Path	Test Freq. f0 (MHz)	Test Signal	Signal Level	Input power (dBm)	Output Power (dBm)	EIRP (W)	Gain (dB)	Verdict
Downlink	2550.3	5MHz AWGN	Pre-AGC	-58.00	23.10	0.65	81.10	PASS
			3dB above AGC	-55.00	23.35	0.69	/	PASS
		100MHz AWGN	Pre-AGC	-58.00	22.24	0.53	80.24	PASS
			3dB above AGC	-55.00	22.17	0.53	/	PASS
		GSM	Pre-AGC	-58.00	23.30	0.68	81.30	PASS
			3dB above AGC	-55.00	23.05	0.64	/	PASS

Remark:

- f0 is from Out-of-band Rejection test in the report.
- EIRP= output power (dBm)+ antenna gain (dBi), the antenna gain is 5dBi declared by the manufacturer.
- $EIRP \leq 33dBW + 10\lg(X/Y) \text{ dBW} = 1995W + 10\lg(X/Y) \text{ dBW}$
where X is the actual channel width in MHz and Y is either 6 MHz if prior to transition or the station is in the MBS following transition or 5.5 MHz if the station is in the LBS and UBS following transition.



4 Out-of-band/out-of-block (including intermodulation) emissions

Out-of-band/out-of-block(including intermodulation) emissions							
Test Path	Test Channel	Test Signal	Stimulus Condition	Signal Level	Worst conducted test level (dBm)	Limit (dBm)	Verdict
Downlink	lower edge	5MHz AWGN	One signal input	Pre-AGC	-27.52	≤-13	PASS
				3dB above AGC	-26.92		PASS
			Two signals input	Pre-AGC	-24.94		PASS
				3dB above AGC	-24.36		PASS
	upper edge		One signal input	Pre-AGC	-33.33		PASS
				3dB above AGC	-33.26		PASS
			Two signals input	Pre-AGC	-32.04		PASS
				3dB above AGC	-32.43		PASS
Remark: The power of any emission outside a licensee's frequency block shall be attenuated below the transmitter power (P) in watts by at least 43 + 10log10 (P) dB, Rated power P = 22dBm = 0.16W, so the limit = 22dBm – [43 + 10 log10 (0.16W)] dB = -13dBm							

Out-of-band/out-of-block(including intermodulation) emissions							
Test Path	Test Channel	Test Signal	Stimulus Condition	Signal Level	Worst conducted test level (dBm)	Limit (dBm)	Verdict
Downlink	lower edge	100MHz AWGN	One signal input	Pre-AGC	-22.52	≤-13	PASS
				3dB above AGC	-23.32		PASS
			Two signals input	Pre-AGC	-20.61		PASS
				3dB above AGC	-21.19		PASS
	upper edge		One signal input	Pre-AGC	-30.59		PASS
				3dB above AGC	-31.06		PASS
			Two signals input	Pre-AGC	-29.39		PASS
				3dB above AGC	-28.86		PASS
Remark: The power of any emission outside a licensee's frequency block shall be attenuated below the transmitter power (P) in watts by at least 43 + 10log10 (P) dB, Rated power P = 22dBm = 0.16W, so the limit = 22dBm – [43 + 10 log10 (0.16W)] dB = -13dBm							



Unless otherwise agreed in writing, this document is issued by the Company subject to its General Conditions of Service printed overleaf, available on request or accessible at <http://www.sgs.com/en/Terms-and-Conditions.aspx> and, for electronic format documents, subject to Terms and Conditions for Electronic Documents at <http://www.sgs.com/en/Terms-and-Conditions/Terms-e-Document.aspx>. Attention is drawn to the limitation of liability, indemnification and jurisdiction issues defined therein. Any holder of this document is advised that information contained hereon reflects the Company's findings at the time of its intervention only and within the limits of Client's instructions, if any. The Company's sole responsibility is to its Client and this document does not exonerate parties to a transaction from exercising all their rights and obligations under the transaction documents. This document cannot be reproduced except in full, without prior written approval of the Company. Any unauthorized alteration, forgery or falsification of the content or appearance of this document is unlawful and offenders may be prosecuted to the fullest extent of the law. Unless otherwise stated the results shown in this test report refer only to the sample(s) tested and such sample(s) are retained for 30 days only.

Attention: To check the authenticity of testing /inspection report & certificate, please contact us at telephone: (86-755) 8307 1443, or email: CN.Doccheck@sgs.com

SGS-CSTC Standards Technical Services Co., Ltd.
Guangzhou Branch EEC Laboratory

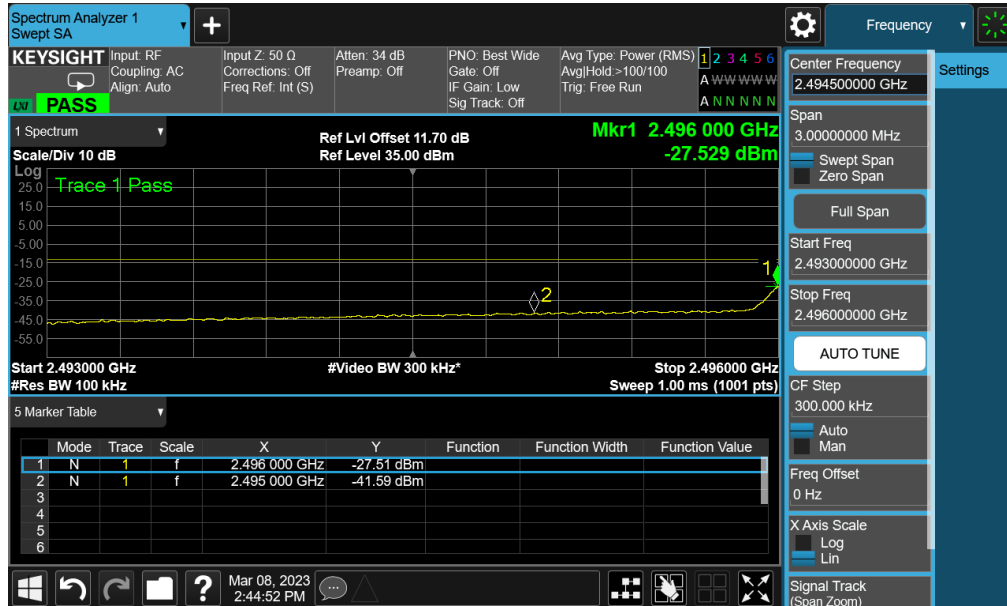
No.196 Kazhu Road, Science Park, Guangzhou Economic & Technology Development District, Guangzhou, China 510663 t (86-20) 82155555 f (86-20) 82075058 www.sgs.com
中国·广州·经济技术开发区科学城科珠路196号 邮编: 510663 t (86-20) 82155555 f (86-20) 82075058 sgs.china@sgs.com

Out-of-band/out-of-block(including intermodulation) emissions							
Test Path	Test Channel	Test Signal	Stimulus Condition	Signal Level	Worst conducted test level (dBm)	Limit (dBm)	Verdict
Downlink	lower edge	GSM	One signal input	Pre-AGC	-37.24	≤-13	PASS
				3dB above AGC	-37.76		PASS
			Two signals input	Pre-AGC	-31.24		PASS
				3dB above AGC	-31.44		PASS
	upper edge		One signal input	Pre-AGC	-38.03		PASS
				3dB above AGC	-38.75		PASS
			Two signals input	Pre-AGC	-29.66		PASS
				3dB above AGC	-29.22		PASS
Remark: The power of any emission outside a licensee's frequency block shall be attenuated below the transmitter power (P) in watts by at least 43 + 10log10 (P) dB, Rated power P = 22dBm = 0.16W, so the limit = 22dBm – [43 + 10 log10 (0.16W)] dB = -13dBm							

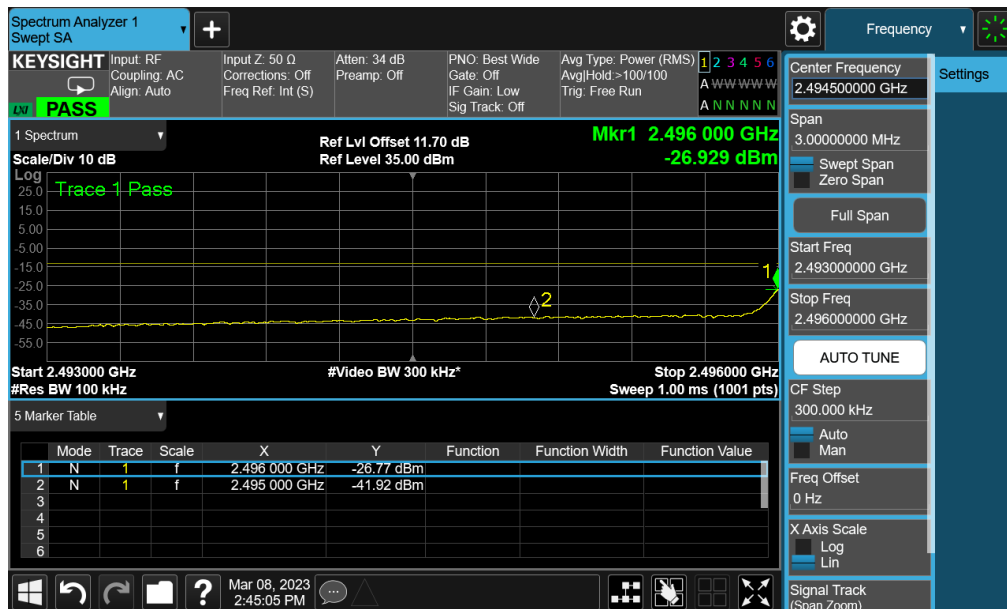


Out-of-band/out-of-block emissions

Downlink_5MHz AWGN_One signal input_Pre-AGC_Lower edge

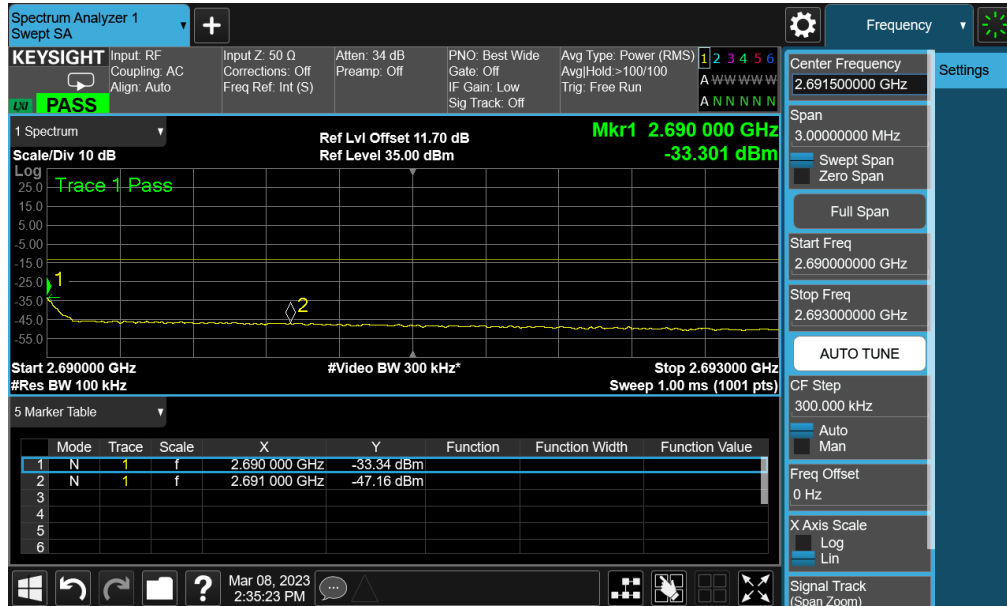


Downlink_5MHz AWGN_One signal input_3dB above AGC_Lower edge

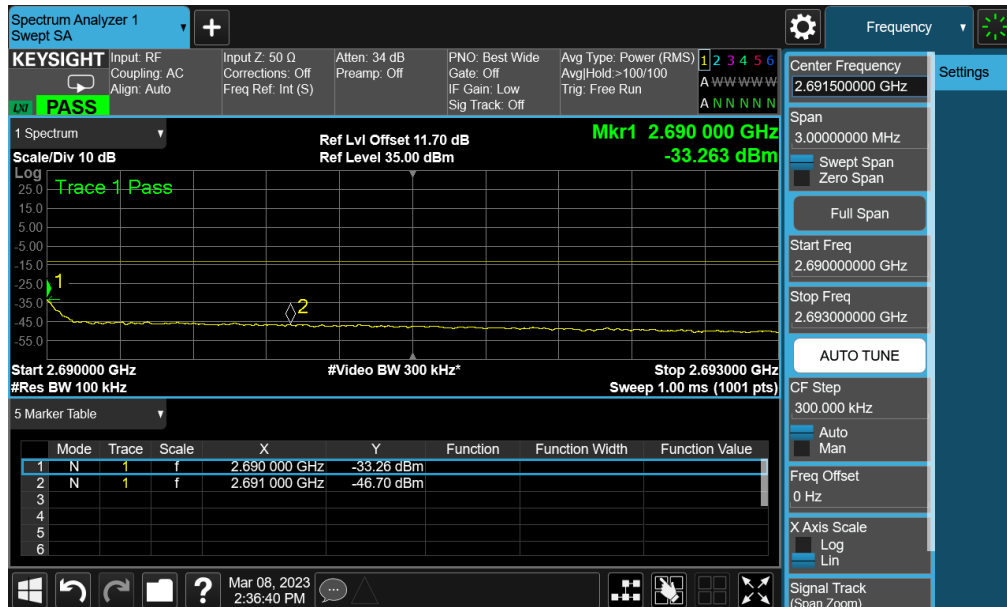


Out-of-band/out-of-block emissions

Downlink_5MHz AWGN_One signal input_Pre-AGC_Upper edge

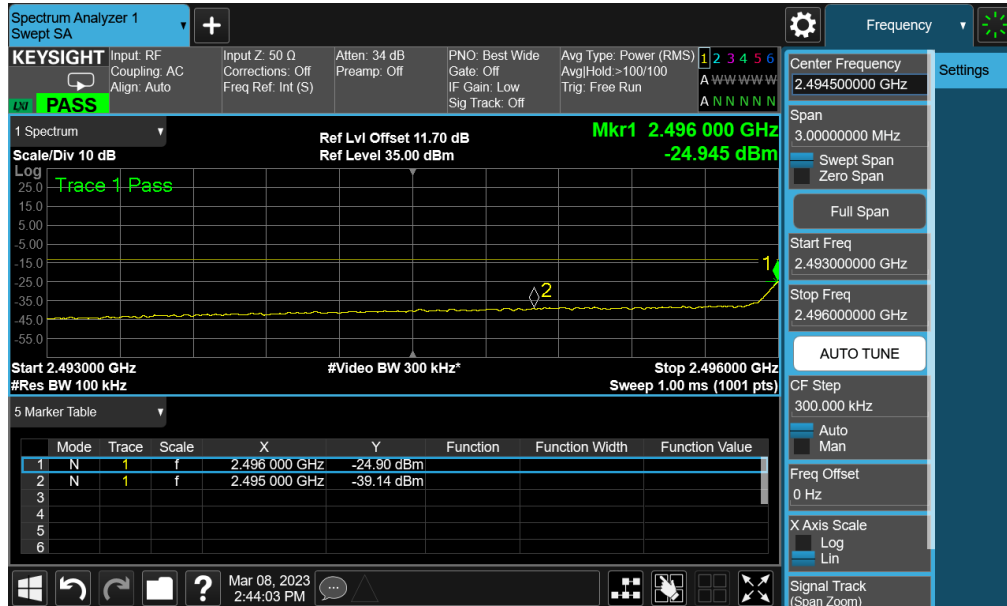


Downlink_5MHz AWGN_One signal input_3dB above AGC_Upper edge

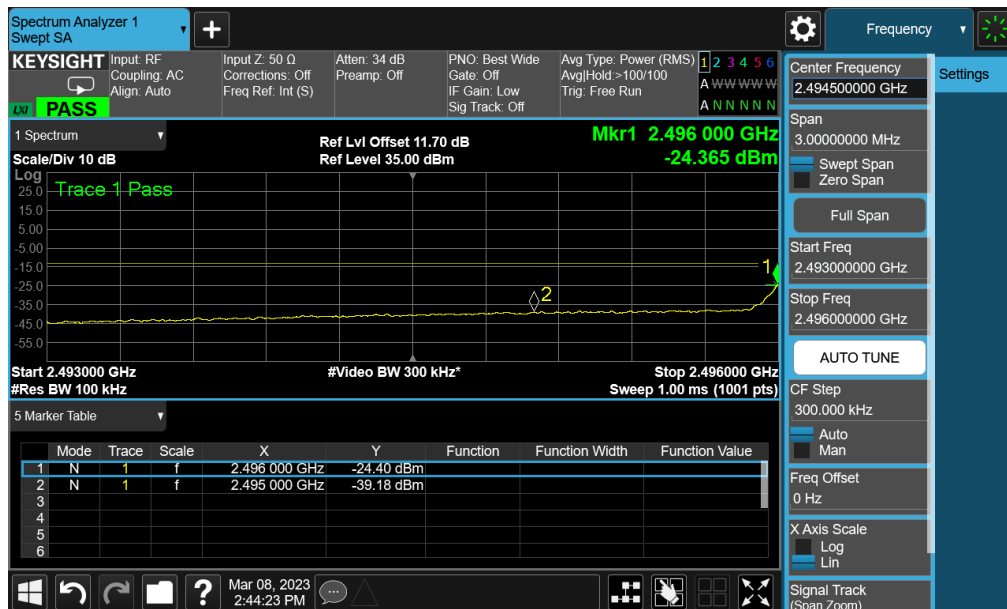


Out-of-band/out-of-block emissions

Downlink_5MHz AWGN_Two signals input_Pre-AGC_Lower edge

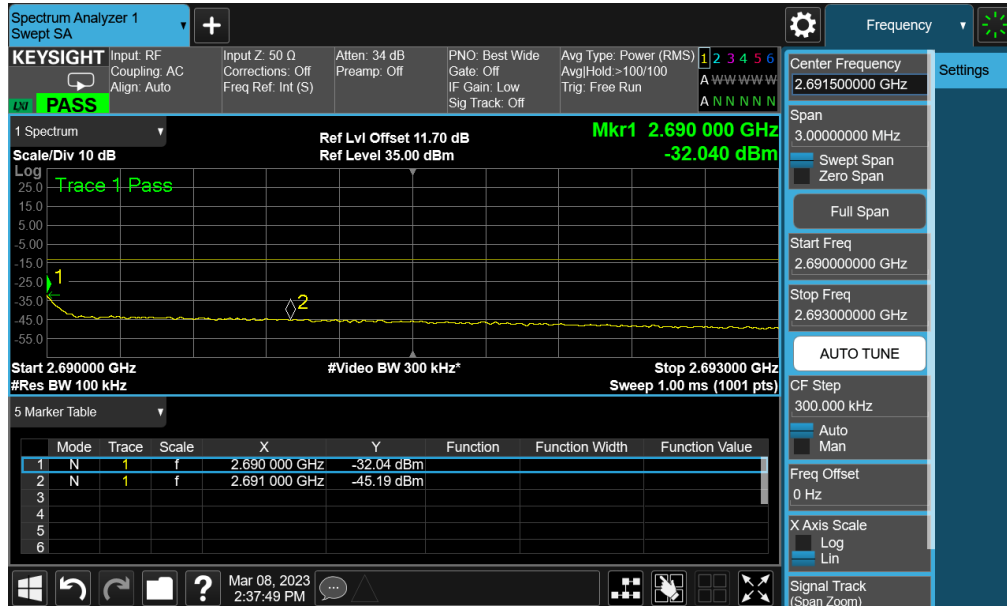


Downlink_5MHz AWGN_Two signals input_3dB above AGC_Lower edge

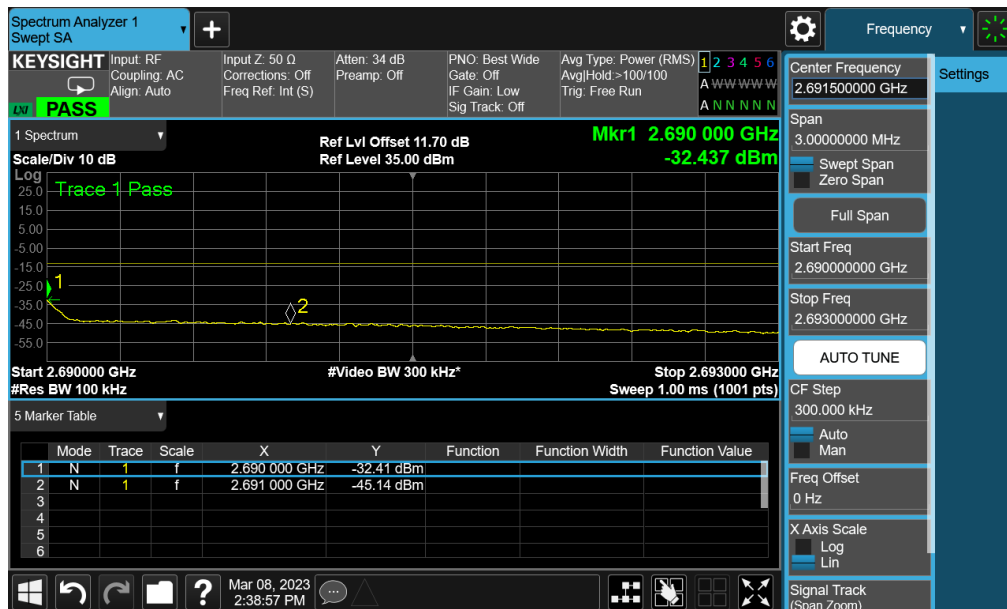


Out-of-band/out-of-block emissions

Downlink_5MHz AWGN_Two signals input_Pre-AGC_Upper edge

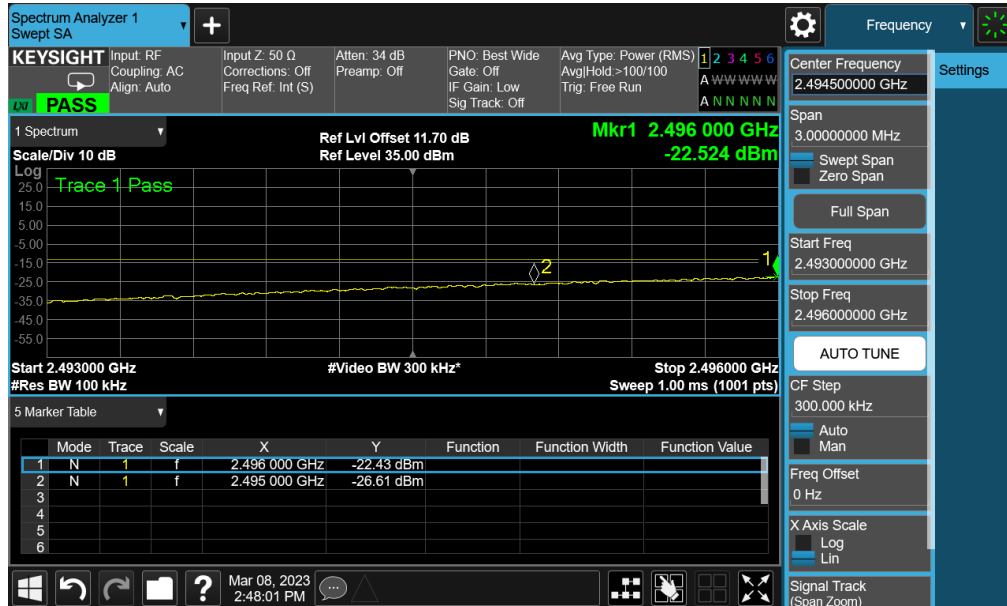


Downlink_5MHz AWGN_Two signals input_3dB above AGC_Upper edge

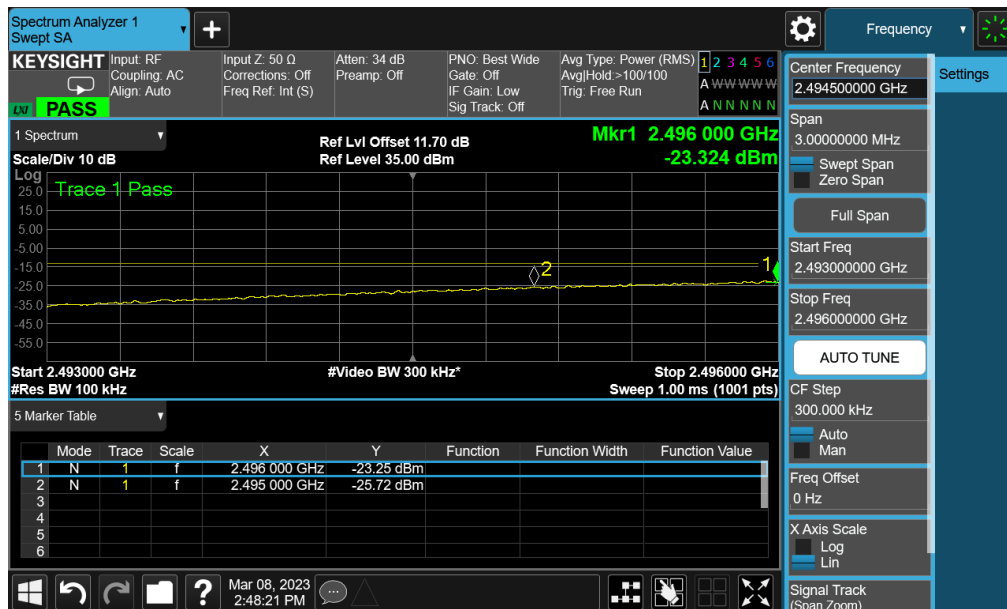


Out-of-band/out-of-block emissions

Downlink_100MHz AWGN_One signal input_Pre-AGC_Lower edge

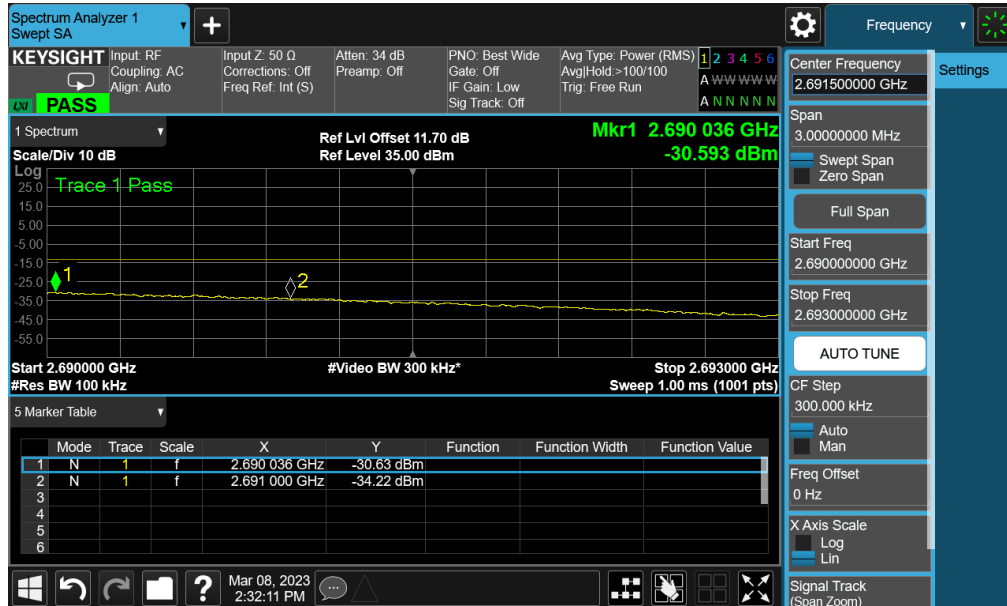


Downlink_100MHz AWGN_One signal input_3dB above AGC_Lower edge

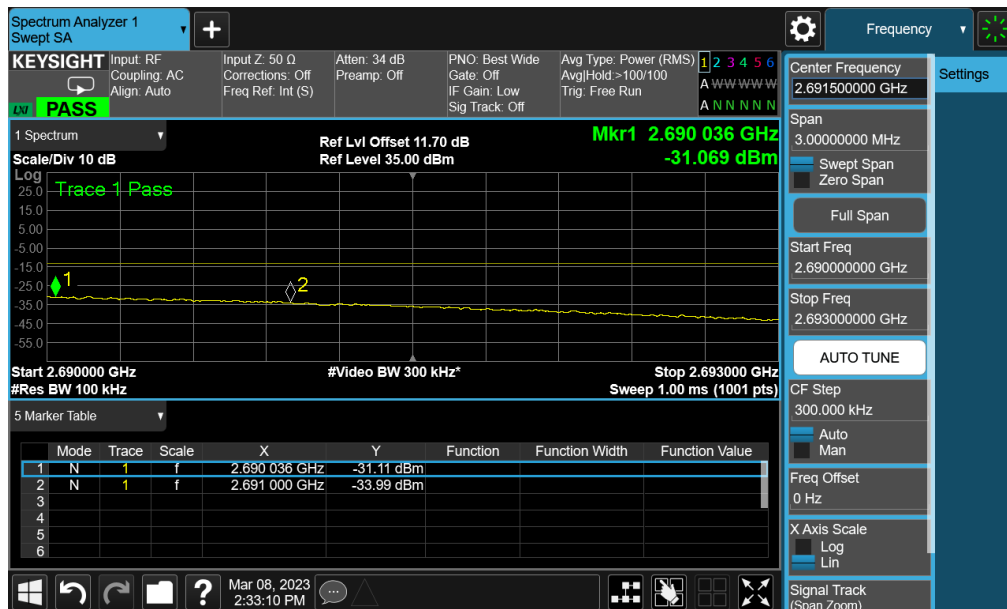


Out-of-band/out-of-block emissions

Downlink_100MHz AWGN_One signal input_Pre-AGC_Upper edge



Downlink_100MHz AWGN_One signal input_3dB above AGC_Upper edge



Unless otherwise agreed in writing, this document is issued by the Company subject to its General Conditions of Service printed overleaf, available on request or accessible at <http://www.sgs.com/en/Terms-and-Conditions.aspx> and, for electronic format documents, subject to Terms and Conditions for Electronic Documents at <http://www.sgs.com/en/Terms-and-Conditions/Terms-e-Document.aspx>. Attention is drawn to the limitation of liability, indemnification and jurisdiction issues defined therein. Any holder of this document is advised that information contained hereon reflects the Company's findings at the time of its intervention only and within the limits of Client's instructions, if any. The Company's sole responsibility is to its Client and this document does not exonerate parties to a transaction from exercising all their rights and obligations under the transaction documents. This document cannot be reproduced except in full, without prior written approval of the Company. Any unauthorized alteration, forgery or falsification of the content or appearance of this document is unlawful and offenders may be prosecuted to the fullest extent of the law. Unless otherwise stated the results shown in this test report refer only to the sample(s) tested and such sample(s) are retained for 30 days only.

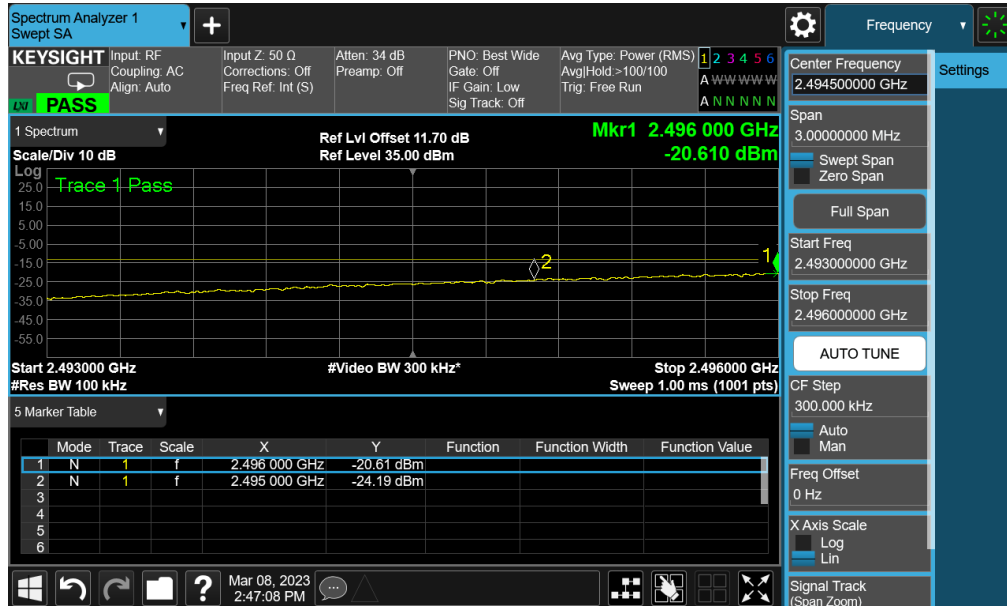
Attention: To check the authenticity of testing /inspection report & certificate, please contact us at telephone: (86-755) 8307 1443, or email: CN.Doccheck@sgs.com

SGS-CSTC Standards Technical Services Co., Ltd.
Guangzhou Branch, EEC Laboratory

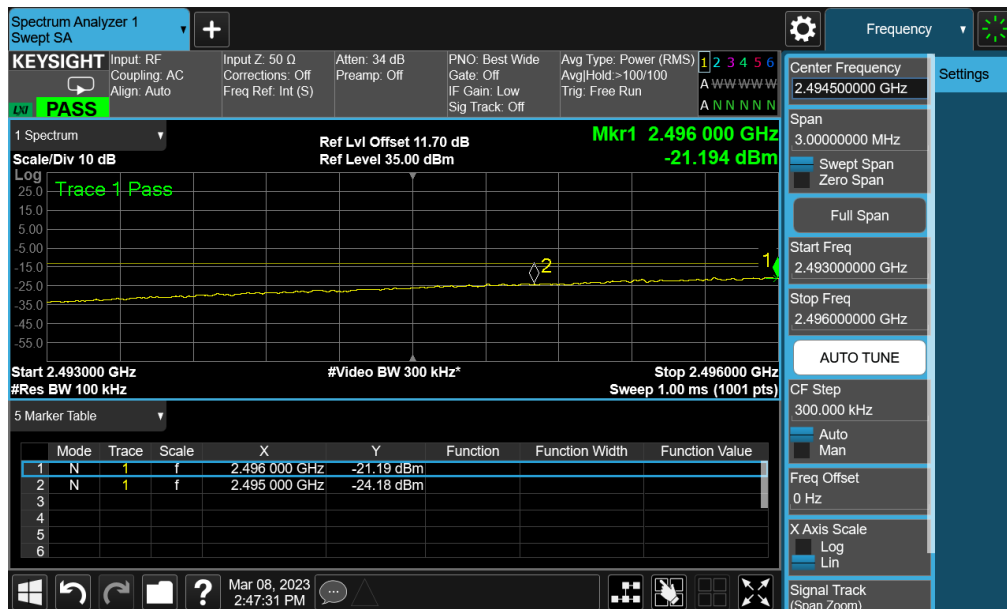
中国·广州·经济技术开发区科学城科珠路198号 邮编: 510663 t (86-20) 82155555 f (86-20) 82075058 www.sgs.com.cn
No.198 Kezhu Road, Science City Park, Guangzhou Economic & Technology Development District, Guangzhou, China 510663 t (86-20) 82155555 f (86-20) 82075058 www.sgs.com.cn
sgs.china@sgs.com

Out-of-band/out-of-block emissions

Downlink_100MHz AWGN_Two signals input_Pre-AGC_Lower edge

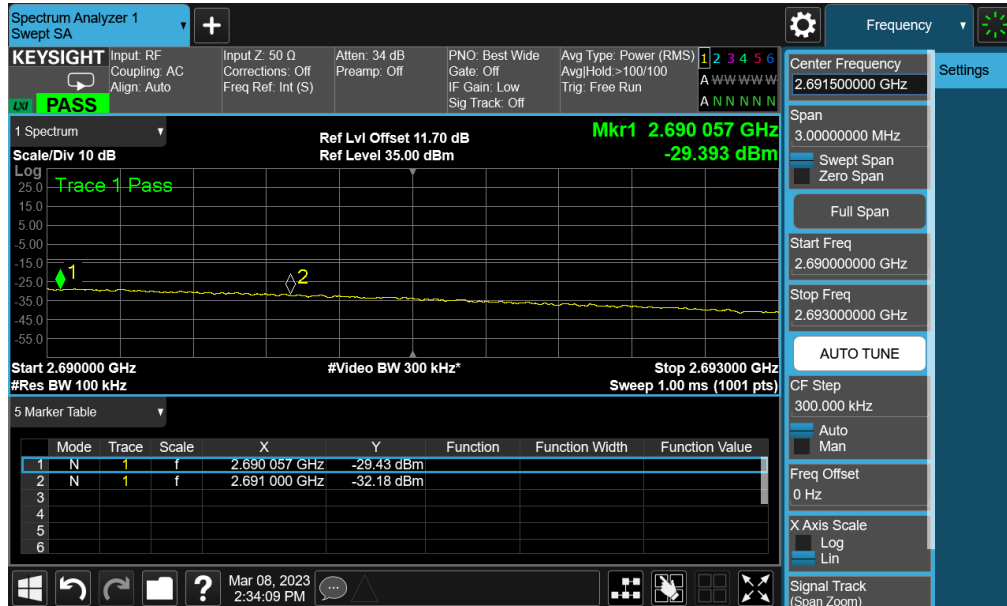


Downlink_100MHz AWGN_Two signals input_3dB above AGC_Lower edge

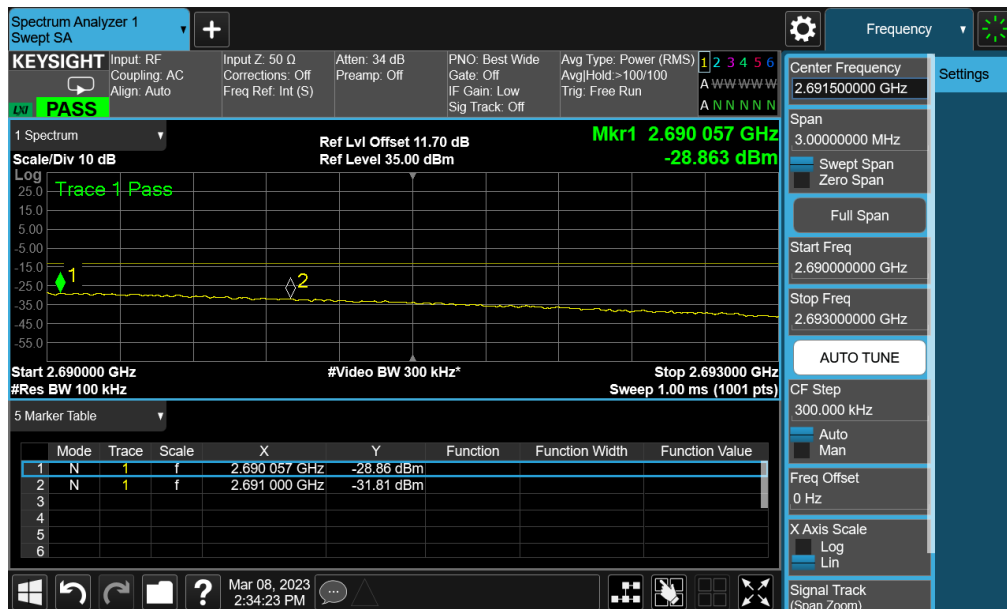


Out-of-band/out-of-block emissions

Downlink_100MHz AWGN_Two signals input_Pre-AGC_Upper edge

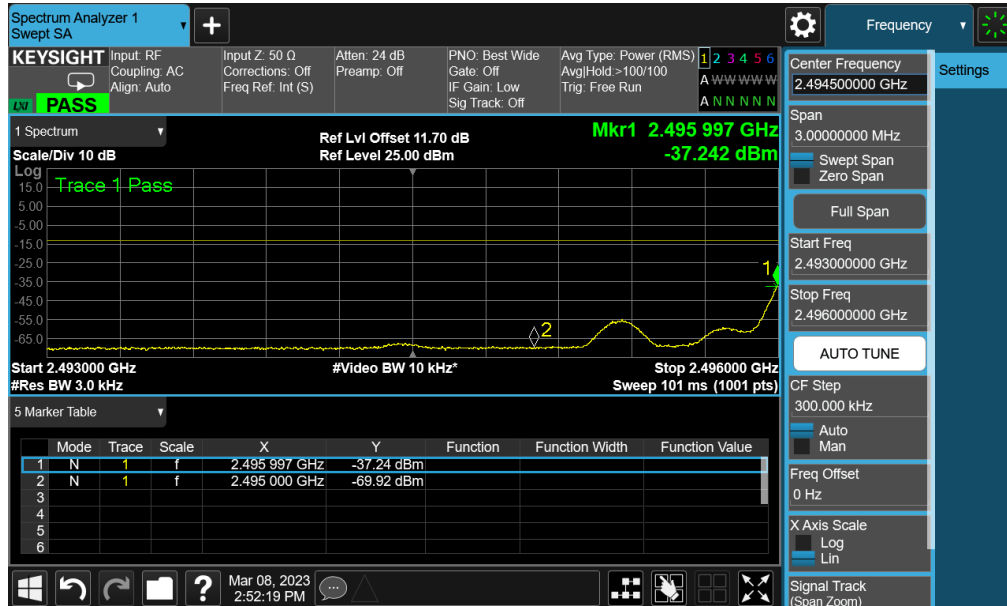


Downlink_100MHz AWGN_Two signals input_3dB above AGC_Upper edge

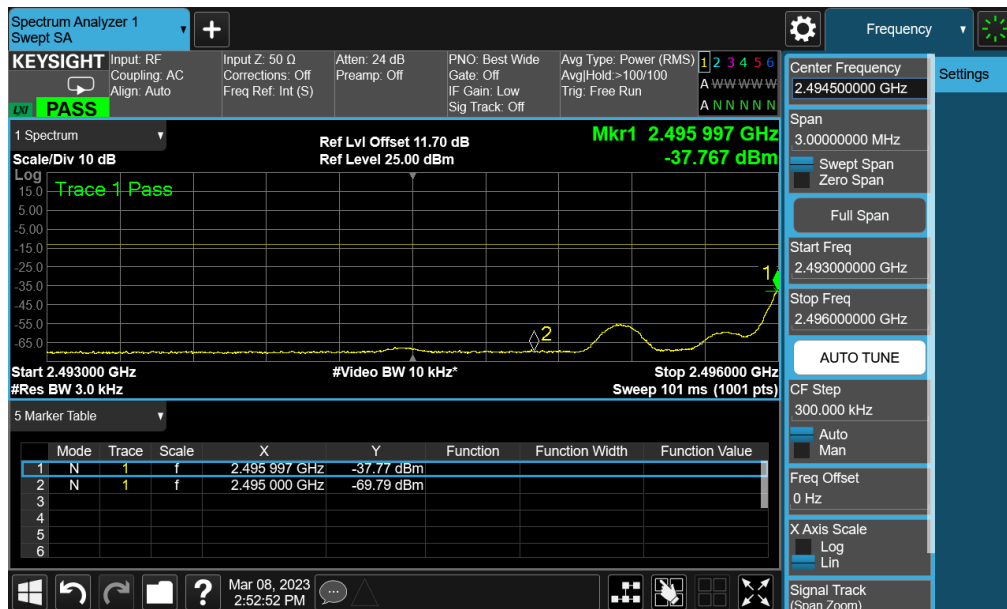


Out-of-band/out-of-block emissions

Downlink_GSM_One signal input_Pre-AGC_Lower edge

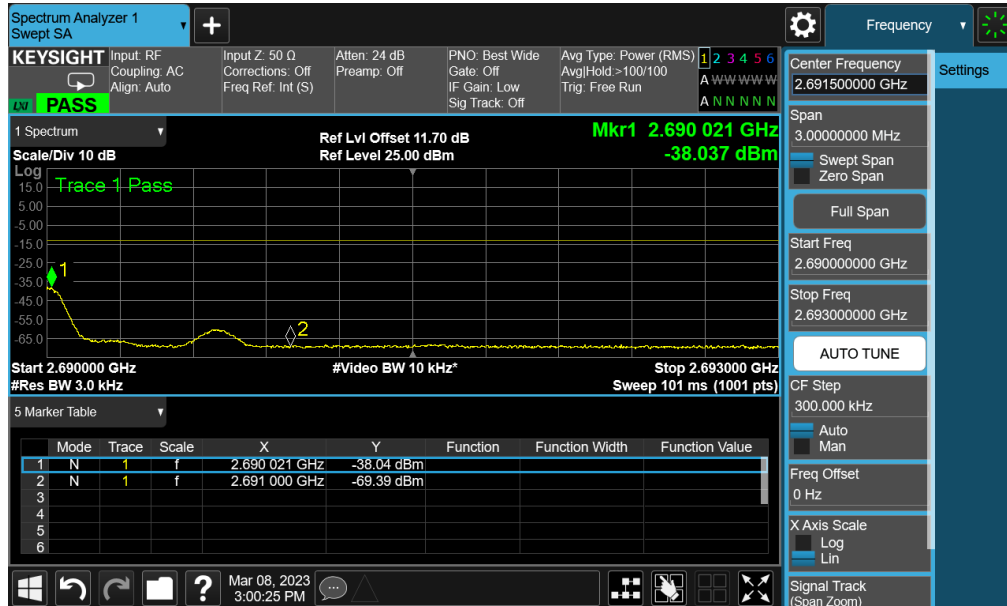


Downlink_GSM_One signal input_3dB above AGC_Lower edge

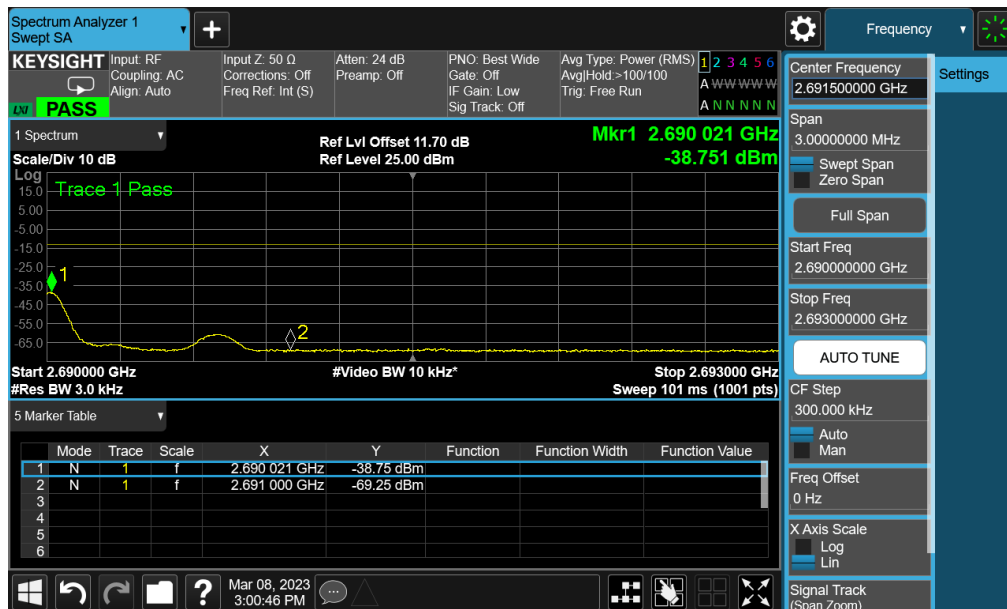


Out-of-band/out-of-block emissions

Downlink_GSM_One signal input_Pre-AGC_Upper edge

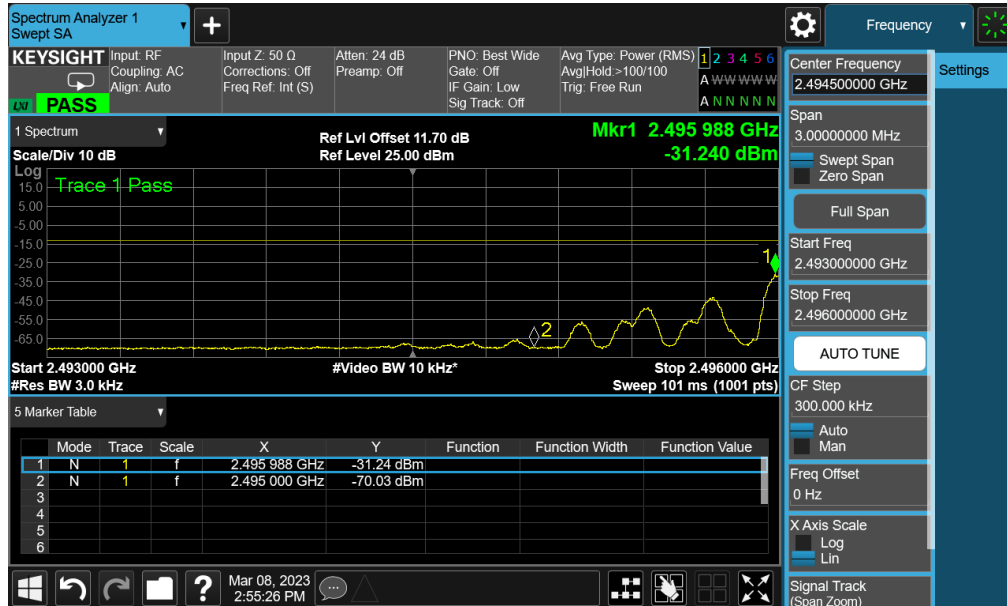


Downlink_GSM_One signal input_3dB above AGC_Upper edge

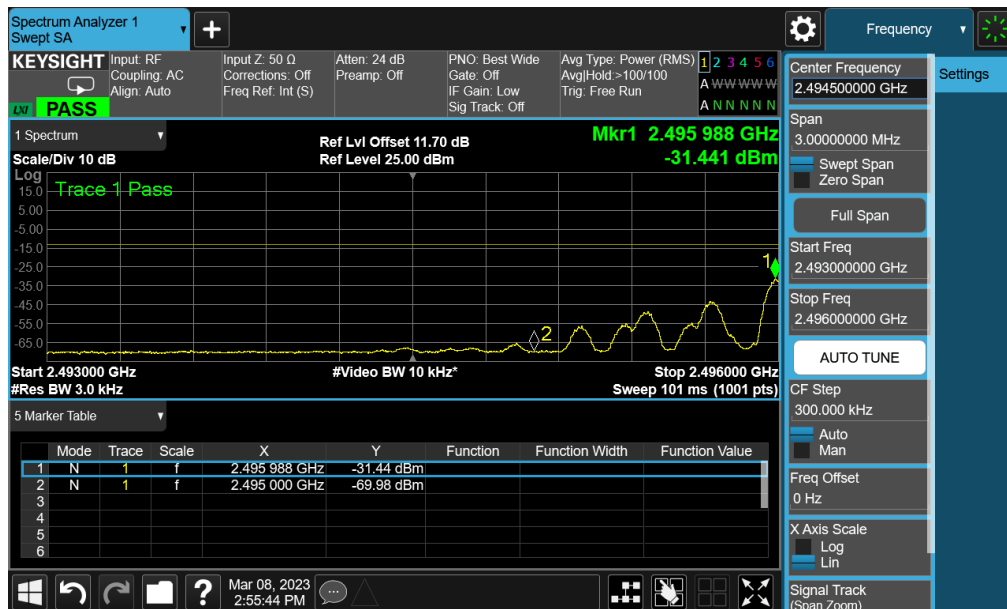


Out-of-band/out-of-block emissions

Downlink_GSM_Two signals input_Pre-AGC_Lower edge

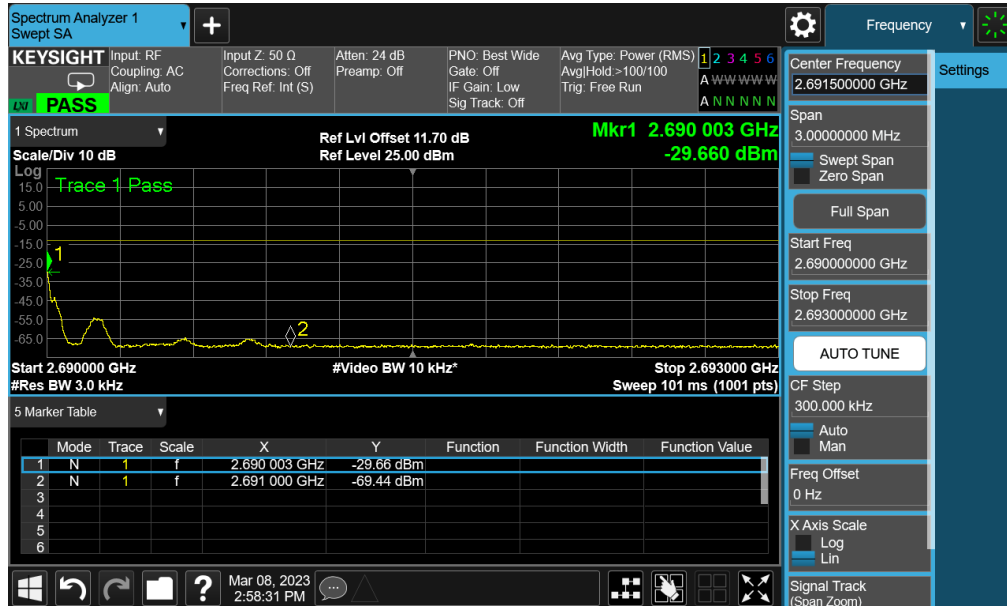


Downlink_GSM_Two signals input_3dB above AGC_Lower edge

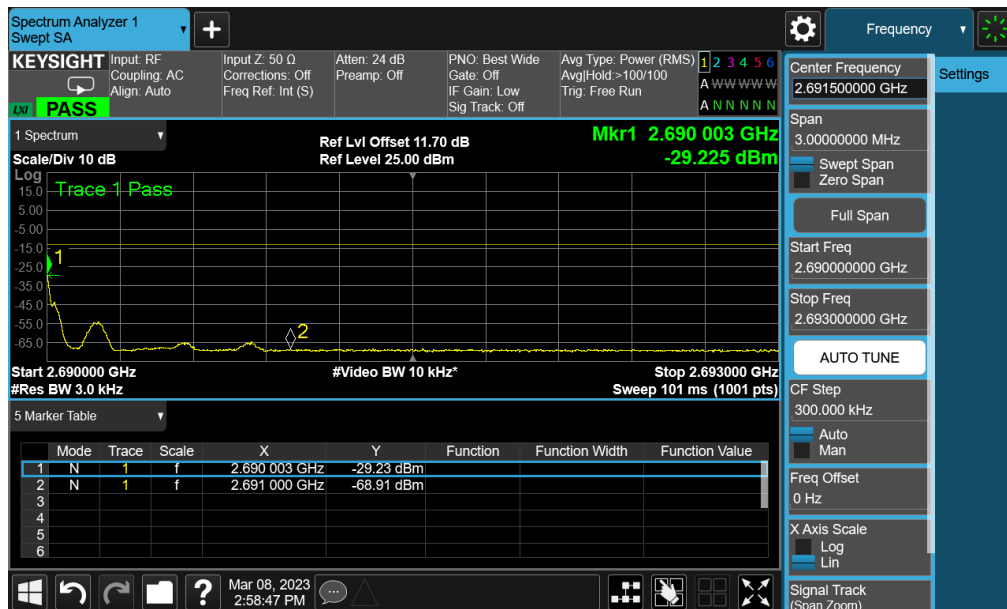


Out-of-band/out-of-block emissions

Downlink_GSM_Two signals input_Pre-AGC_Upper edge



Downlink_GSM_Two signals input_3dB above AGC_Upper edge



5 Conducted Spurious emissions

Conducted spurious emissions							
Test Path	Test Channel	Test Signal	Signal Level	Frequency range (MHz)	Worst test level (dBm)	Limit (dBm)	Verdict
Downlink	High Channel	5MHz AWGN	Pre-AGC	0.009-1000	-34.57	≤-13	PASS
				1000-2495	-31.03	≤-13	PASS
				2691-27000	-33.54	≤-13	PASS
		100MHz AWGN	Pre-AGC	0.009-1000	-33.19	≤-13	PASS
				1000-2495	-35.21	≤-13	PASS
				2691-27000	-29.84	≤-13	PASS
		GSM	Pre-AGC	0.009-1000	-30.74	≤-13	PASS
				1000-2495	-33.74	≤-13	PASS
				2691-27000	-31.32	≤-13	PASS
	Middle Channel	5MHz AWGN	Pre-AGC	0.009-1000	-35.63	≤-13	PASS
				1000-2495	-29.74	≤-13	PASS
				2691-27000	-35.55	≤-13	PASS
		100MHz AWGN	Pre-AGC	0.009-1000	-37.32	≤-13	PASS
				1000-2495	-33.27	≤-13	PASS
				2691-27000	-30.37	≤-13	PASS
		GSM	Pre-AGC	0.009-1000	-29.83	≤-13	PASS
				1000-2495	-33.25	≤-13	PASS
				2691-27000	-30.52	≤-13	PASS
	Low Channel	5MHz AWGN	Pre-AGC	0.009-1000	-34.43	≤-13	PASS
				1000-2495	-31.24	≤-13	PASS
				2691-27000	-28.48	≤-13	PASS
		100MHz AWGN	Pre-AGC	0.009-1000	-29.37	≤-13	PASS
				1000-2495	-32.23	≤-13	PASS
				2691-27000	-31.25	≤-13	PASS
		GSM	Pre-AGC	0.009-1000	-37.27	≤-13	PASS
				1000-2495	-34.52	≤-13	PASS
				2691-27000	-30.05	≤-13	PASS



Unless otherwise agreed in writing, this document is issued by the Company subject to its General Conditions of Service printed overleaf, available on request or accessible at <http://www.sgs.com/en/Terms-and-Conditions.aspx> and, for electronic format documents, subject to Terms and Conditions for Electronic Documents at <http://www.sgs.com/en/Terms-and-Conditions/Terms-e-Document.aspx>. Attention is drawn to the limitation of liability, indemnification and jurisdiction issues defined therein. Any holder of this document is advised that information contained hereon reflects the Company's findings at the time of its intervention only and within the limits of Client's instructions, if any. The Company's sole responsibility is to its Client and this document does not exonerate parties to a transaction from exercising all their rights and obligations under the transaction documents. This document cannot be reproduced except in full, without prior written approval of the Company. Any unauthorized alteration, forgery or falsification of the content or appearance of this document is unlawful and offenders may be prosecuted to the fullest extent of the law. Unless otherwise stated the results shown in this test report refer only to the sample(s) tested and such sample(s) are retained for 30 days only.

Attention: To check the authenticity of testing / inspection report & certificate, please contact us at telephone: (86-755) 8307 1443, or email: CN.Doccheck@sgs.com

Remark:

The power of any emission outside a licensee's frequency block shall be attenuated below the transmitter power (P) in watts by at least $43 + 10\log_{10}(P)$ dB,

Rated power $P = 22\text{dBm} = 0.16\text{W}$, so

the limit = $22\text{dBm} - [43 + 10\log_{10}(0.16\text{W})]$ dB = -13dBm



Unless otherwise agreed in writing, this document is issued by the Company subject to its General Conditions of Service printed overleaf, available on request or accessible at <http://www.sgs.com/en/Terms-and-Conditions.aspx> and, for electronic format documents, subject to Terms and Conditions for Electronic Documents at <http://www.sgs.com/en/Terms-and-Conditions/Terms-e-Documents.aspx>. Attention is drawn to the limitation of liability, indemnification and jurisdiction issues defined therein. Any holder of this document is advised that information contained hereon reflects the Company's findings at the time of its intervention only and within the limits of Client's instructions, if any. The Company's sole responsibility is to its Client and this document does not exonerate parties to a transaction from exercising all their rights and obligations under the transaction documents. This document cannot be reproduced except in full, without prior written approval of the Company. Any unauthorized alteration, forgery or falsification of the content or appearance of this document is unlawful and offenders may be prosecuted to the fullest extent of the law. Unless otherwise stated the results shown in this test report refer only to the sample(s) tested and such sample(s) are retained for 30 days only.

Attention: To check the authenticity of testing / inspection report & certificate, please contact us at telephone: (86-755) 8307 1443, or email: CN.Doccheck@sgs.com

6 Frequency Stability

Frequency stability vs temperature						
Test Path	Test Frequency (MHz)	Temperature (°C)	Voltage (V DC)	Frequency error (Hz)	Tolerance (ppm)	Verdict
Downlink	2593	+50	48	18	0.0069	PASS
		+40	48	21	0.0081	PASS
		+30	48	15	0.0058	PASS
		+20	48	26	0.0100	PASS
		+10	48	24	0.0093	PASS
		0	48	17	0.0066	PASS
		-10	48	-14	-0.0054	PASS
		-20	48	-24	-0.0093	PASS
		-30	48	-28	-0.0108	PASS

Frequency stability vs voltage						
Test path	Test Frequency (MHz)	Voltage (V DC)	Temperature (°C)	Frequency error (Hz)	Tolerance (ppm)	Verdict
Downlink	2593	40.8	20	26	0.0100	PASS
		55.2	20	19	0.0073	PASS



Unless otherwise agreed in writing, this document is issued by the Company subject to its General Conditions of Service printed overleaf, available on request or accessible at <http://www.sgs.com/en/Terms-and-Conditions.aspx> and, for electronic format documents, subject to Terms and Conditions for Electronic Documents at <http://www.sgs.com/en/Terms-and-Conditions/Terms-e-Document.aspx>. Attention is drawn to the limitation of liability, indemnification and jurisdiction issues defined therein. Any holder of this document is advised that information contained hereon reflects the Company's findings at the time of its intervention only and within the limits of Client's instructions, if any. The Company's sole responsibility is to its Client and this document does not exonerate parties to a transaction from exercising all their rights and obligations under the transaction documents. This document cannot be reproduced except in full, without prior written approval of the Company. Any unauthorized alteration, forgery or falsification of the content or appearance of this document is unlawful and offenders may be prosecuted to the fullest extent of the law. Unless otherwise stated the results shown in this test report refer only to the sample(s) tested and such sample(s) are retained for 30 days only.

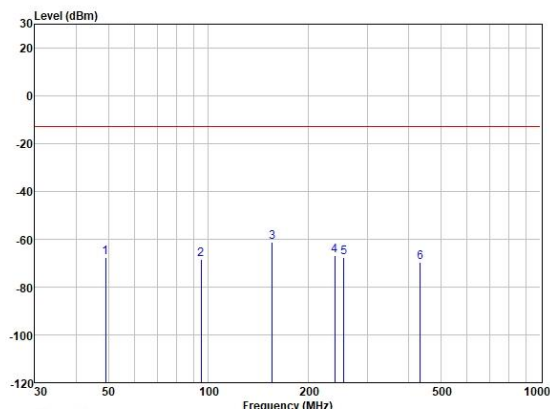
Attention: To check the authenticity of testing /inspection report & certificate, please contact us at telephone: (86-755) 8307 1443, or email: CN.Doccheck@sgs.com

7 Radiated Spurious emissions

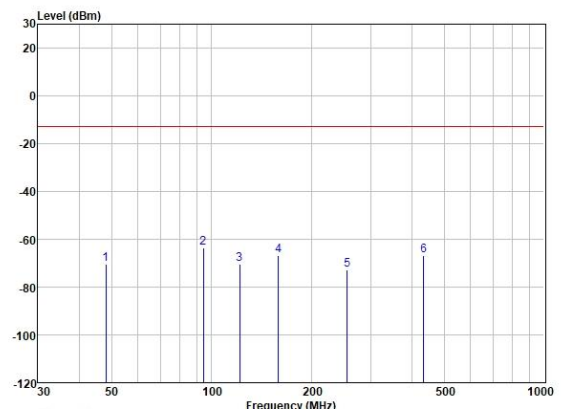
All modes (Lowest/Middle/Highest Channels, 5MHz AWGN input signal/100MHz AWGN input signal / GSM input signal) have been tested and only the worst test result was recorded in this report.

Radiated Spurious emissions

5MHz AWGN_Middle Channel_30MHz-1GHz



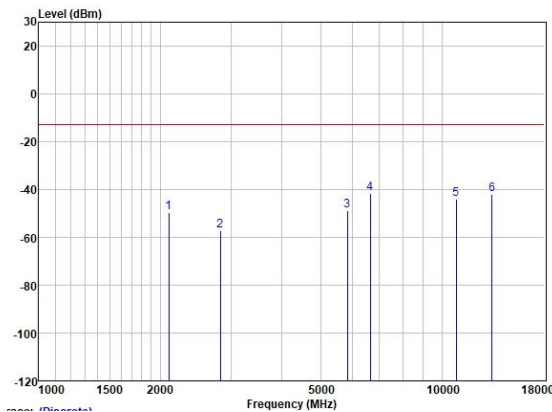
	Freq	Read Level	Correction Factor	Level	Limit Line	Over Limit	Pol/Phase
	MHz	dBm	dB	dBm	dBm	dB	
1	49.014	-65.97	-1.77	-67.74	-13.00	-54.74	HORIZONTAL
2	95.093	-58.63	-9.68	-68.31	-13.00	-55.31	HORIZONTAL
3	155.364	-54.46	-6.63	-61.09	-13.00	-48.09	HORIZONTAL
4	239.987	-60.57	-6.16	-66.73	-13.00	-53.73	HORIZONTAL
5	255.623	-62.81	-4.83	-67.64	-13.00	-54.64	HORIZONTAL
6	434.065	-69.85	0.21	-69.64	-13.00	-56.64	HORIZONTAL



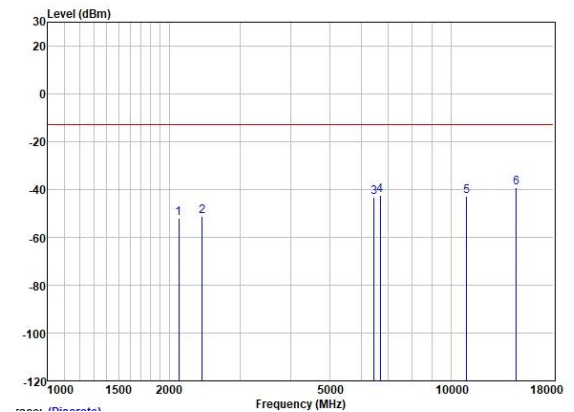
	Freq	Read Level	Correction Factor	Level	Limit Line	Over Limit	Pol/Phase
	MHz	dBm	dB	dBm	dBm	dB	
1	47.994	-61.42	-8.96	-70.38	-13.00	-57.38	VERTICAL
2	94.428	-57.46	-6.05	-63.51	-13.00	-50.51	VERTICAL
3	121.549	-66.35	-3.93	-70.28	-13.00	-57.28	VERTICAL
4	158.668	-62.77	-3.94	-66.71	-13.00	-53.71	VERTICAL
5	255.623	-67.65	-5.28	-72.93	-13.00	-59.93	VERTICAL
6	434.065	-68.20	1.32	-66.88	-13.00	-53.88	VERTICAL

Radiated Spurious emissions

5MHz AWGN_Middle Channel_above 1GHz



	Freq	Read	Correction	Level	Limit	Over	Pol/Phase
	MHz	dBm	Factor	dBm	dBm	dB	
1	2101.866	-59.23	9.52	-49.71	-13.00	-36.71	HORIZONTAL
2	2822.558	-61.04	3.79	-57.25	-13.00	-44.25	HORIZONTAL
3	5830.640	-64.20	15.43	-48.77	-13.00	-35.77	HORIZONTAL
4	6640.542	-61.74	20.17	-41.57	-13.00	-28.57	HORIZONTAL
5	10854.250	-68.14	23.98	-44.16	-13.00	-31.16	HORIZONTAL
6	13326.750	-69.37	27.32	-42.05	-13.00	-29.05	HORIZONTAL



	Freq	Read	Correction	Level	Limit	Over	Pol/Phase
	MHz	dBm	Factor	dBm	dBm	dB	
1	2114.052	-61.20	9.12	-52.08	-13.00	-39.08	VERTICAL
2	2414.672	-60.94	9.60	-51.34	-13.00	-38.34	VERTICAL
3	6451.353	-62.89	19.71	-43.18	-13.00	-30.18	VERTICAL
4	6679.040	-63.17	20.72	-42.45	-13.00	-29.45	VERTICAL
5	10948.780	-67.38	24.77	-42.61	-13.00	-29.61	VERTICAL
6	14533.910	-66.42	27.40	-39.02	-13.00	-26.02	VERTICAL

--End of Appendix--