

# Appendix -

## Test Data and Result for report

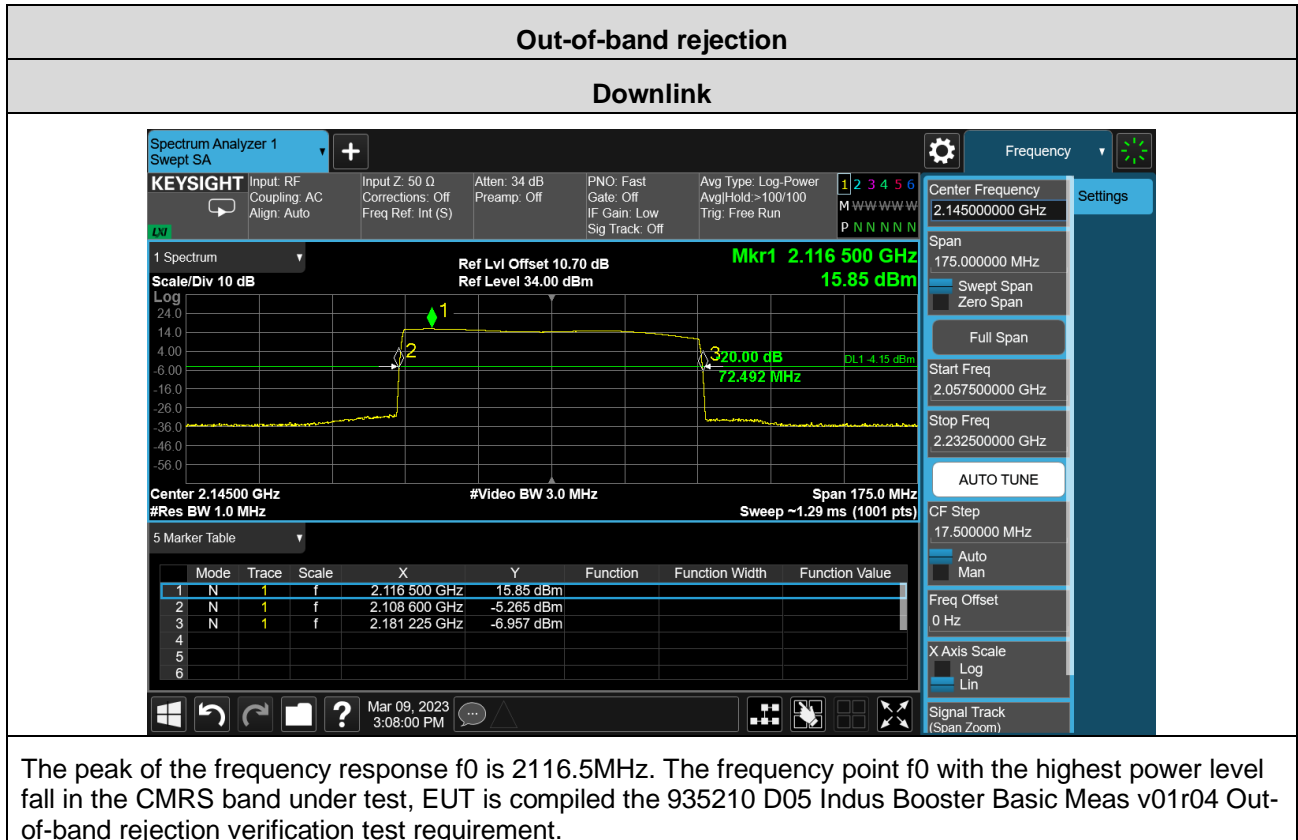
### GZCR230300022305

(EAWS band)



Unless otherwise agreed in writing, this document is issued by the Company subject to its General Conditions of Service printed overleaf, available on request or accessible at <http://www.sgs.com/en/Terms-and-Conditions.aspx> and, for electronic format documents, subject to Terms and Conditions for Electronic Documents at <http://www.sgs.com/en/Terms-and-Conditions/Terms-e-Document.aspx>. Attention is drawn to the limitation of liability, indemnification and jurisdiction issues defined therein. Any holder of this document is advised that information contained hereon reflects the Company's findings at the time of its intervention only and within the limits of Client's instructions, if any. The Company's sole responsibility is to its Client and this document does not exonerate parties to a transaction from exercising all their rights and obligations under the transaction documents. This document cannot be reproduced except in full, without prior written approval of the Company. Any unauthorized alteration, forgery or falsification of the content or appearance of this document is unlawful and offenders may be prosecuted to the fullest extent of the law. Unless otherwise stated the results shown in this test report refer only to the sample(s) tested and such sample(s) are retained for 30 days only.  
**Attention: To check the authenticity of testing / inspection report & certificate, please contact us at telephone: (86-755) 8307 1443, or email: [CN.Doccheck@sgs.com](mailto:CN.Doccheck@sgs.com)**

### 1 Out-of-band rejection



## 2 Input versus Output comparison

Occupied Bandwidth				
Test Path	Test Signal	Test Channel	Signal Level	Verdict
Downlink	5MHz AWGN	Middle Channel	Pre-AGC	PASS
			3dB above AGC	PASS
	100MHz AWGN	Middle Channel	Pre-AGC	PASS*
			3dB above AGC	PASS*
	GSM	Middle Channel	Pre-AGC	PASS
			3dB above AGC	PASS
Remark: *: The EAWS band supports maximum channel BW is 20MHz @ NR, so the output OBW was less than the input when 100MHz AWGN was as stimulus signal.				



Unless otherwise agreed in writing, this document is issued by the Company subject to its General Conditions of Service printed overleaf, available on request or accessible at <http://www.sgs.com/en/Terms-and-Conditions.aspx> and, for electronic format documents, subject to Terms and Conditions for Electronic Documents at <http://www.sgs.com/en/Terms-and-Conditions/Terms-e-Documents.aspx>. Attention is drawn to the limitation of liability, indemnification and jurisdiction issues defined therein. Any holder of this document is advised that information contained hereon reflects the Company's findings at the time of its intervention only and within the limits of Client's instructions, if any. The Company's sole responsibility is to its Client and this document does not exonerate parties to a transaction from exercising all their rights and obligations under the transaction documents. This document cannot be reproduced except in full, without prior written approval of the Company. Any unauthorized alteration, forgery or falsification of the content or appearance of this document is unlawful and offenders may be prosecuted to the fullest extent of the law. Unless otherwise stated the results shown in this test report refer only to the sample(s) tested and such sample(s) are retained for 30 days only.

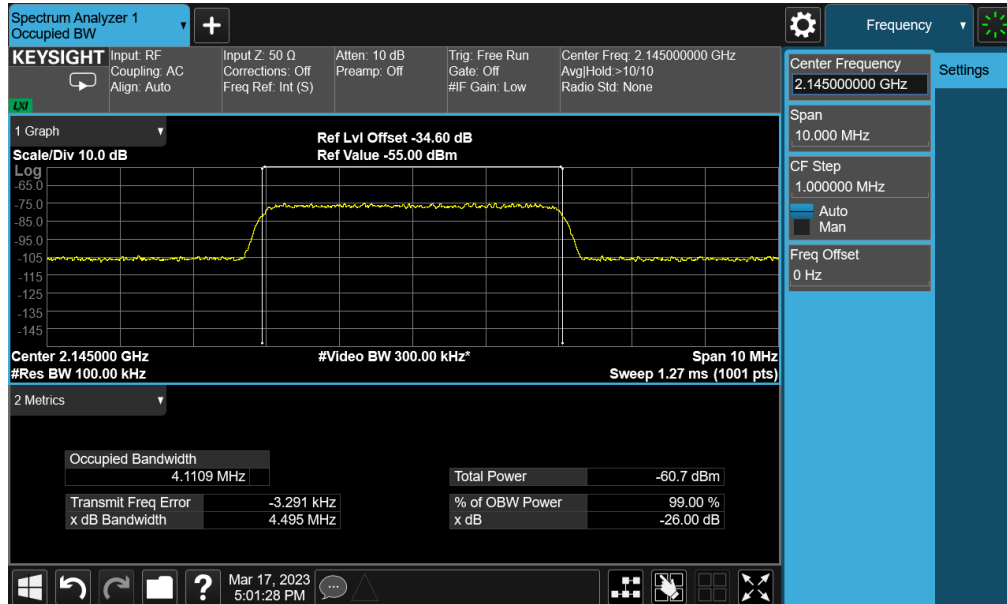
Attention: To check the authenticity of testing / inspection report & certificate, please contact us at telephone: (86-755) 8307 1443, or email: [CN.Doccheck@sgs.com](mailto:CN.Doccheck@sgs.com)

SGS-CSTC Standards Technical Services Co., Ltd.  
Guangzhou Branch EEC Laboratory

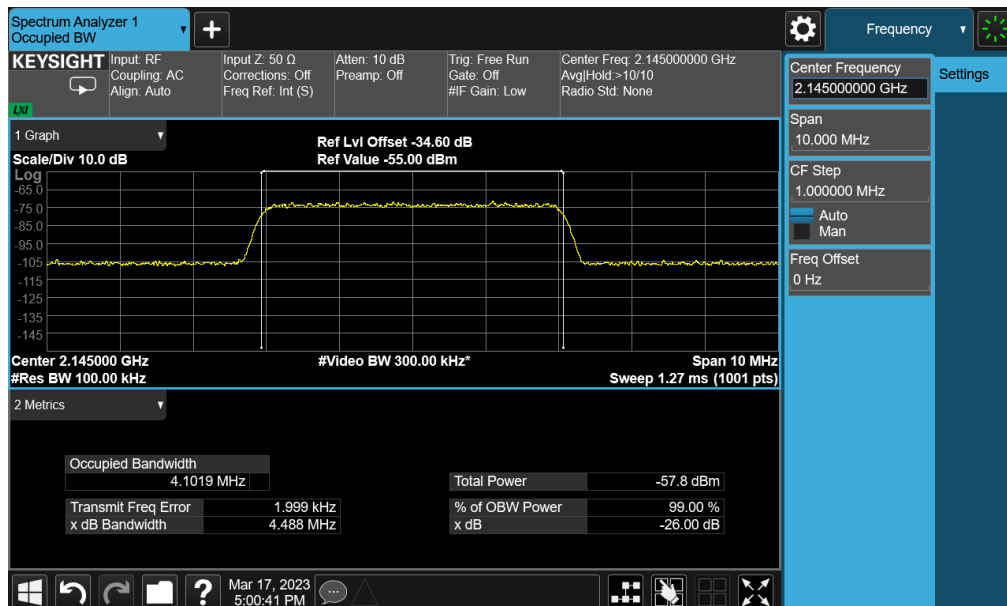
No.196 Kezhu Road, Science Park, Guangzhou Economic & Technology Development District, Guangzhou, China 510663 t (86-20) 82155555 f (86-20) 82075058 www.sgs.com.cn  
中国·广州·经济技术开发区科学城科珠路198号 邮编: 510663 t (86-20) 82155555 f (86-20) 82075058 sgs.china@sgs.com

### 99% OBW

#### Downlink\_5MHz AWGN\_Middle Channel\_Input pre-AGC

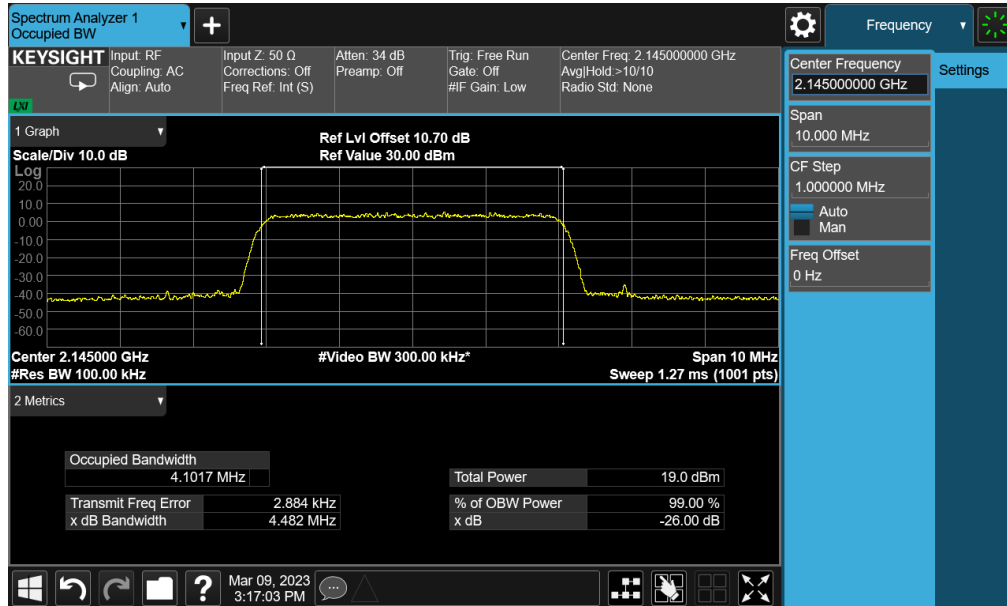


#### Downlink\_5MHz AWGN\_Middle Channel\_Input 3dB above AGC

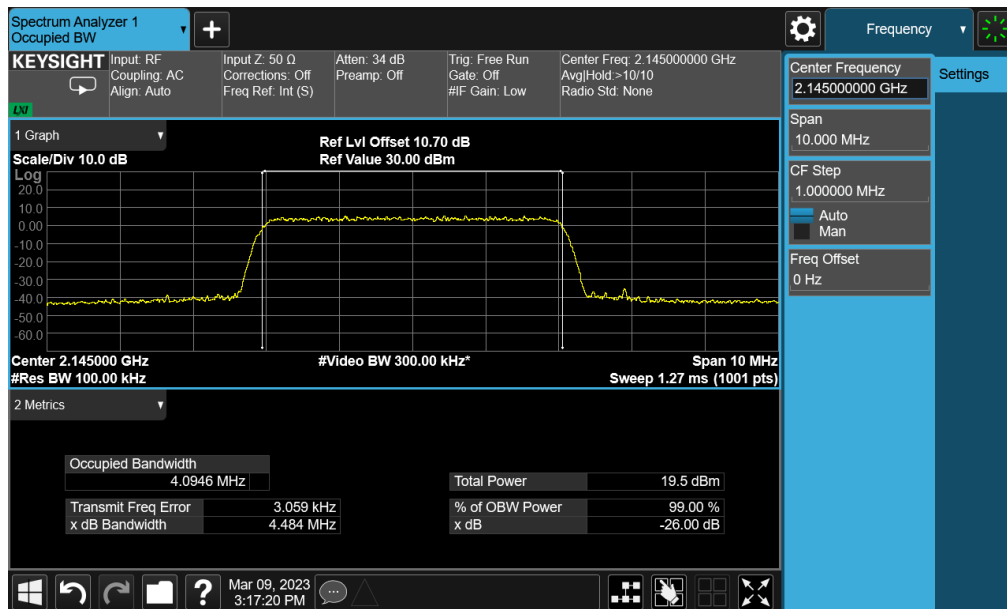


### 99% OBW

#### Downlink\_5MHz AWGN\_Middle Channel\_Output pre-AGC



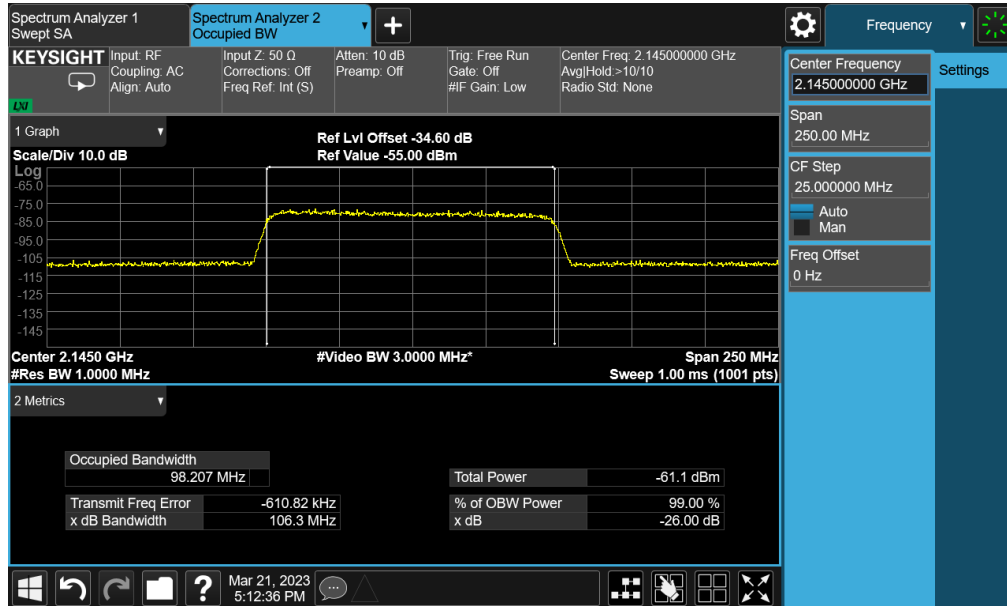
#### Downlink\_5MHz AWGN\_Middle Channel\_Output 3dB above AGC



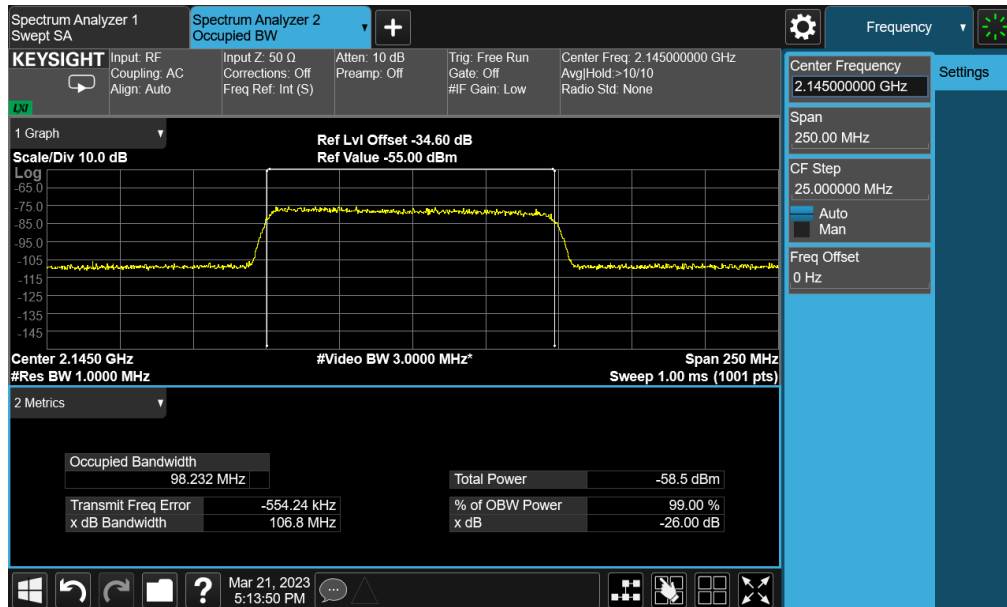


### 99% OBW

#### Downlink\_100MHz AWGN\_Middle Channel\_Input pre-AGC

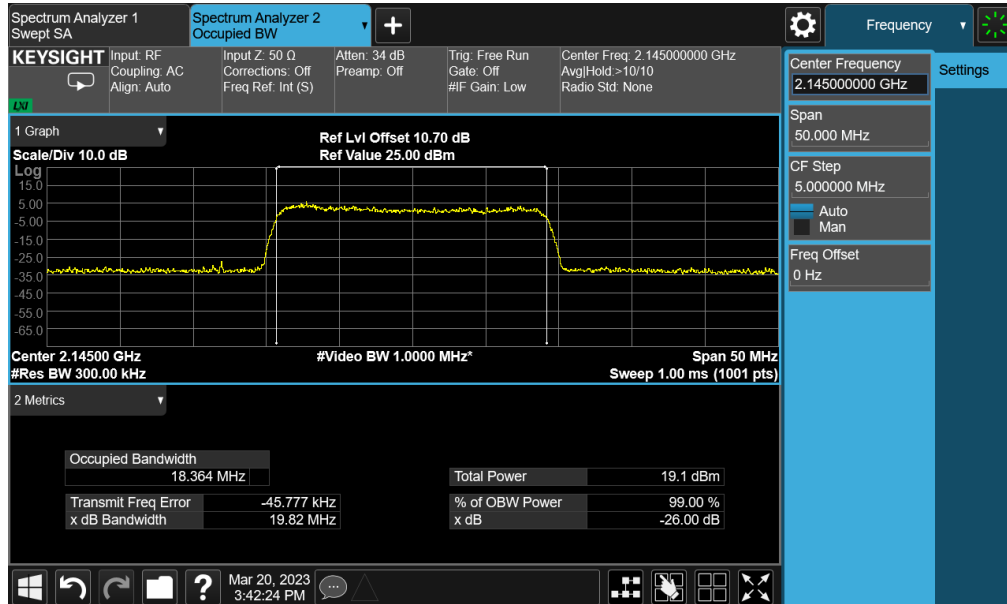


#### Downlink\_100MHz AWGN\_Middle Channel\_Input 3dB above AGC

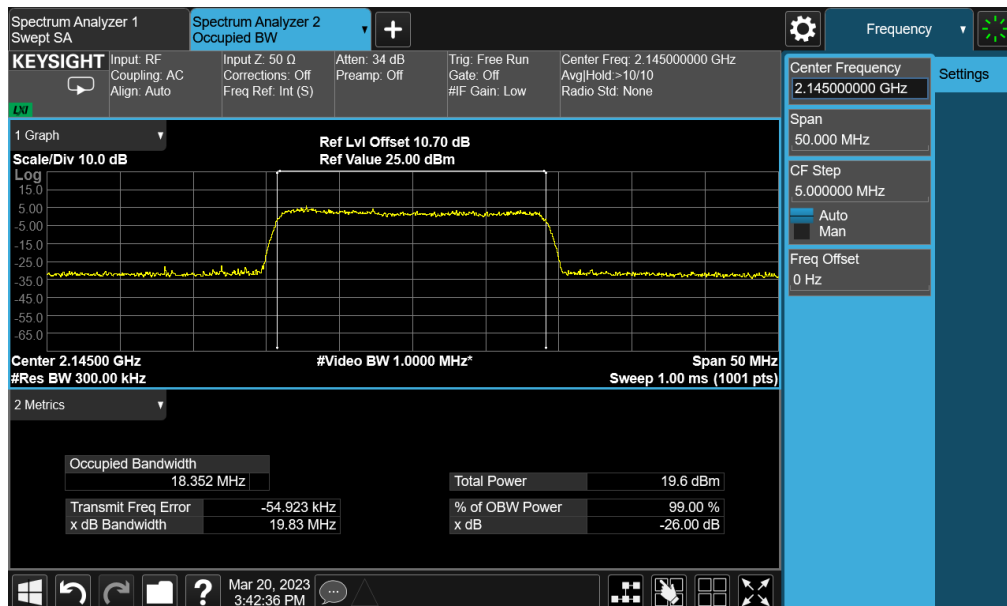


### 99% OBW

#### Downlink\_100MHz AWGN\_Middle Channel\_Output pre-AGC

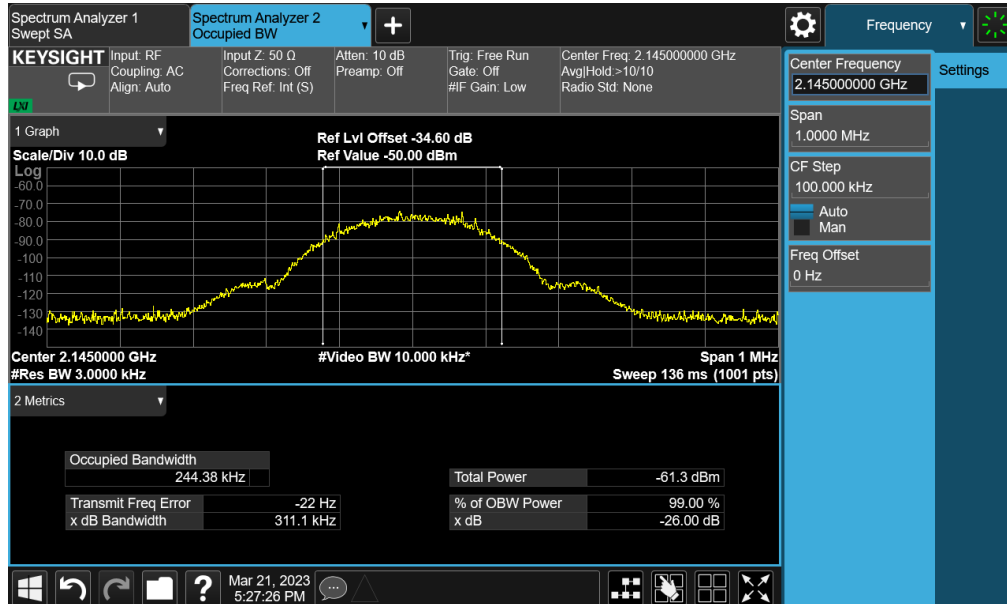


#### Downlink\_100MHz AWGN\_Middle Channel\_Output 3dB above AGC

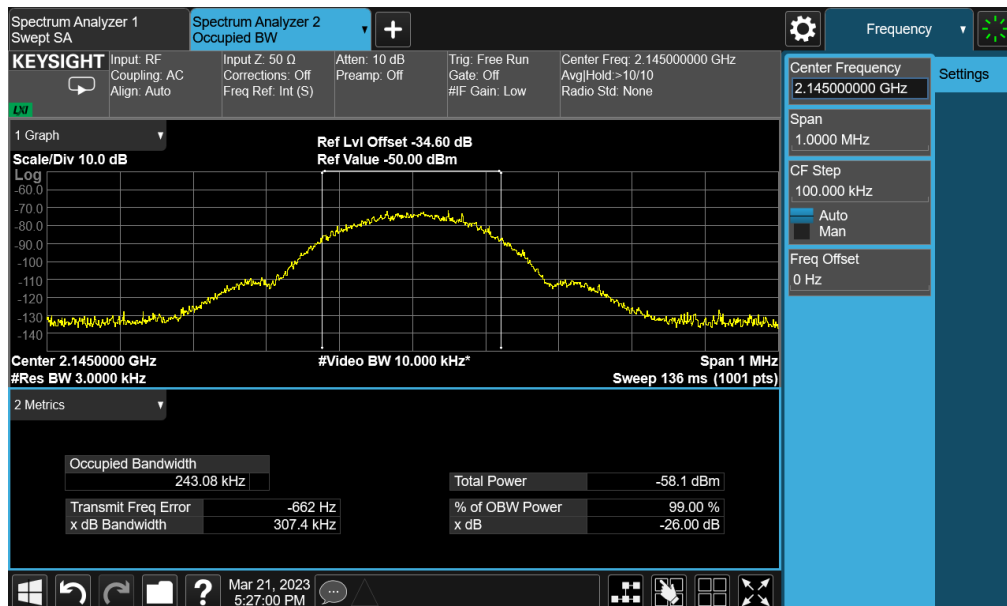


### 99% OBW

#### Downlink\_GSM\_Middle Channel\_Input pre-AGC



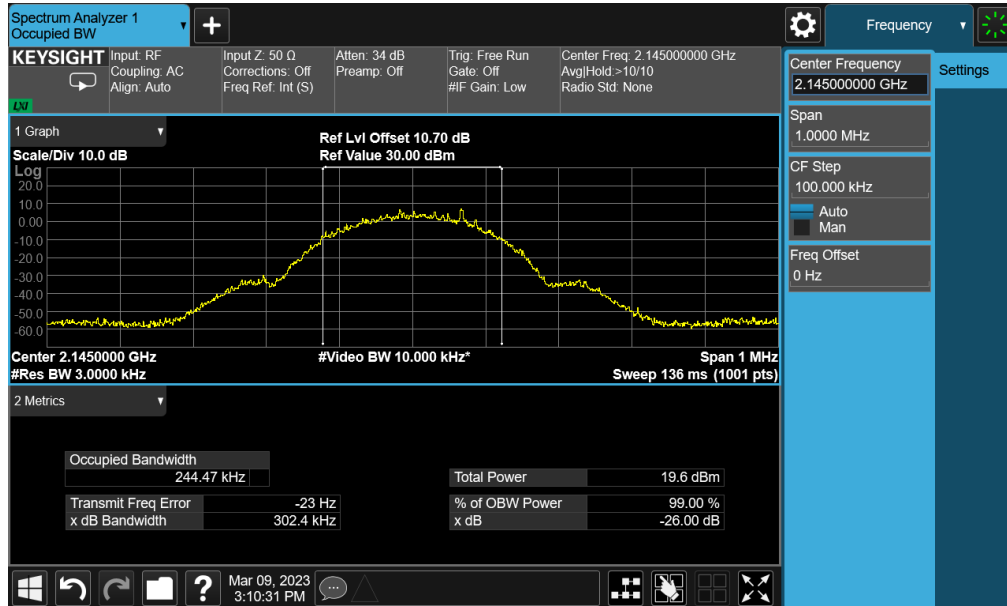
#### Downlink\_GSM\_Middle Channel\_Input 3dB above AGC



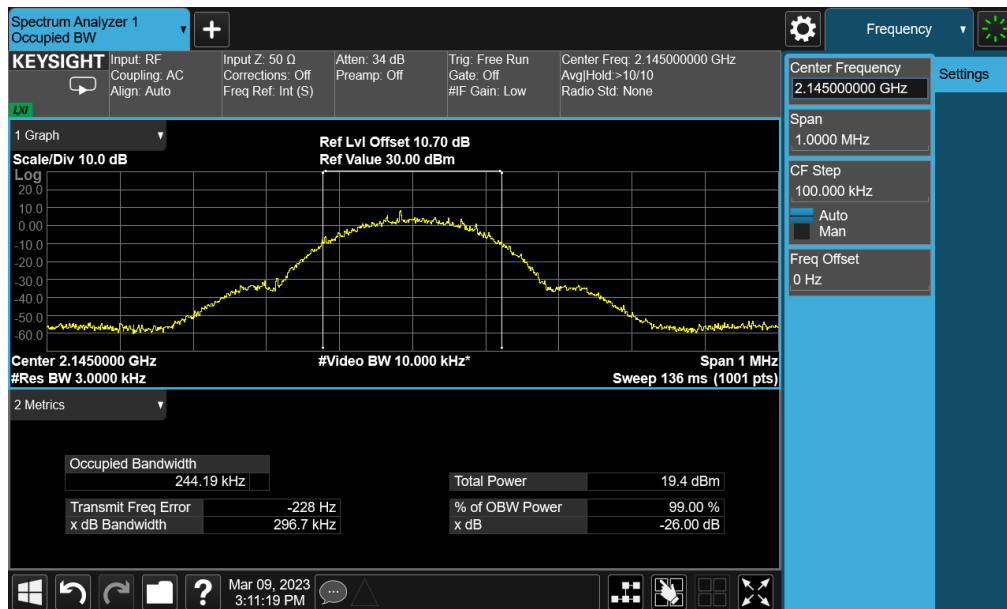


### 99% OBW

#### Downlink\_GSM\_Middle Channel\_Output pre-AGC



#### Downlink\_GSM\_Middle Channel\_Output 3dB above AGC



Unless otherwise agreed in writing, this document is issued by the Company subject to its General Conditions of Service printed overleaf, available on request or accessible at <http://www.sgs.com/en/Terms-and-Conditions.aspx> and, for electronic format documents, subject to Terms and Conditions for Electronic Documents at <http://www.sgs.com/en/Terms-and-Conditions/Terms-e-Document.aspx>. Attention is drawn to the limitation of liability, indemnification and jurisdiction issues defined therein. Any holder of this document is advised that information contained hereon reflects the Company's findings at the time of its intervention only and within the limits of Client's instructions, if any. The Company's sole responsibility is to its Client and this document does not exonerate parties to a transaction from exercising all their rights and obligations under the transaction documents. This document cannot be reproduced except in full, without prior written approval of the Company. Any unauthorized alteration, forgery or falsification of the content or appearance of this document is unlawful and offenders may be prosecuted to the fullest extent of the law. Unless otherwise stated the results shown in this test report refer only to the sample(s) tested and such sample(s) are retained for 30 days only.

Attention: To check the authenticity of testing /inspection report & certificate, please contact us at telephone: (86-755) 8307 1443, or email: [CN.Doccheck@sgs.com](mailto:CN.Doccheck@sgs.com)

## 3 Mean output power and amplifier/booster gain

Mean output power and gain							
Test Path	Test Freq. f0 (MHz)	Test Signal	Signal Level	Input power (dBm)	Output Power (dBm)	EIRP (W)	Gain (dB)
Downlink	2116.5	5MHz AWGN	Pre-AGC	-60.00	20.40	0.28	80.40
			3dB above AGC	-57.00	20.15	0.26	/
		100MHz AWGN	Pre-AGC	-60.00	17.81	0.16	77.81
			3dB above AGC	-57.00	16.96	0.13	/
		GSM	Pre-AGC	-60.00	20.80	0.31	80.80
			3dB above AGC	-57.00	20.45	0.28	/

Remark:

- f0 is from Out-of-band Rejection test in the report.
- EIRP= output power (dBm)+ antenna gain (dBi), the antenna gain is 4dBi declared by the manufacturer.

Mean output power						
Test Path	Test Freq. f0 (MHz)	Test Signal	Signal Level	Output Power (dBm/MHz)	EIRP (W/MHz)	Verdict
Downlink	2116.5	5MHz AWGN	Pre-AGC	14.62	0.073	PASS
			3dB above AGC	13.89	0.062	PASS
		100MHz AWGN	Pre-AGC	-2.63	0.014	PASS
			3dB above AGC	-2.95	0.013	PASS
		GSM	Pre-AGC	20.72	0.30	PASS
			3dB above AGC	20.67	0.30	PASS

Remark:

- f0 is from Out-of-band Rejection test in the report.
- EIRP= output power (dBm)+ antenna gain (dBi), the antenna gain is 4dBi declared by the manufacturer.
- The output power is limited to an EIRP of 1640W/MHz.



Unless otherwise agreed in writing, this document is issued by the Company subject to its General Conditions of Service printed overleaf, available on request or accessible at <http://www.sgs.com/en/Terms-and-Conditions.aspx> and, for electronic format documents, subject to Terms and Conditions for Electronic Documents at <http://www.sgs.com/en/Terms-and-Conditions/Terms-e-Documents.aspx>. Attention is drawn to the limitation of liability, indemnification and jurisdiction issues defined therein. Any holder of this document is advised that information contained hereon reflects the Company's findings at the time of its intervention only and within the limits of Client's instructions, if any. The Company's sole responsibility is to its Client and this document does not exonerate parties to a transaction from exercising all their rights and obligations under the transaction documents. This document cannot be reproduced except in full, without prior written approval of the Company. Any unauthorized alteration, forgery or falsification of the content or appearance of this document is unlawful and offenders may be prosecuted to the fullest extent of the law. Unless otherwise stated the results shown in this test report refer only to the sample(s) tested and such sample(s) are retained for 30 days only.

Attention: To check the authenticity of testing /inspection report & certificate, please contact us at telephone: (86-755) 8307 1443, or email: [CN.Doccheck@sgs.com](mailto:CN.Doccheck@sgs.com)

Peak-to-average ratio (PAR)						
Test path	Test freq. f0 (MHz)	Test Signal	Signal level	PAR (dB)	Limit (dB)	Verdict
Downlink	2116.5	5MHz AWGN	Pre-AGC	7.79	≤13	PASS
			3dB above AGC	7.63		PASS
		100MHz AWGN	Pre-AGC	8.01		PASS
			3dB above AGC	8.33		PASS
		GSM	Pre-AGC	0.15		PASS
			3dB above AGC	0.17		PASS



Unless otherwise agreed in writing, this document is issued by the Company subject to its General Conditions of Service printed overleaf, available on request or accessible at <http://www.sgs.com/en/Terms-and-Conditions.aspx> and, for electronic format documents, subject to Terms and Conditions for Electronic Documents at <http://www.sgs.com/en/Terms-and-Conditions/Terms-e-Documents.aspx>. Attention is drawn to the limitation of liability, indemnification and jurisdiction issues defined therein. Any holder of this document is advised that information contained hereon reflects the Company's findings at the time of its intervention only and within the limits of Client's instructions, if any. The Company's sole responsibility is to its Client and this document does not exonerate parties to a transaction from exercising all their rights and obligations under the transaction documents. This document cannot be reproduced except in full, without prior written approval of the Company. Any unauthorized alteration, forgery or falsification of the content or appearance of this document is unlawful and offenders may be prosecuted to the fullest extent of the law. Unless otherwise stated the results shown in this test report refer only to the sample(s) tested and such sample(s) are retained for 30 days only.

Attention: To check the authenticity of testing /inspection report & certificate, please contact us at telephone: (86-755) 8307 1443, or email: [CN.Doccheck@sgs.com](mailto:CN.Doccheck@sgs.com)

SGS-CSTC Standards Technical Services Co., Ltd.  
Guangzhou Branch Test Site EEC Laboratory

No.198 Kezhu Road, Science Park, Guangzhou Economic & Technology Development District, Guangzhou, China 510663 t (86-20) 82155555 f (86-20) 82075058 www.sgs.com.cn  
中国·广州·经济技术开发区科学城科珠路198号 邮编: 510663 t (86-20) 82155555 f (86-20) 82075058 sgs.china@sgs.com

## 4 Out-of-band/out-of-block (including intermodulation) emissions

Out-of-band/out-of-block(including intermodulation) emissions							
Test Path	Test Channel	Test Signal	Stimulus Condition	Signal Level	Worst conducted test level (dBm)	Limit (dBm)	Verdict
Downlink	lower edge	5MHz AWGN	One signal input	Pre-AGC	-26.25	≤-13	PASS
				3dB above AGC	-26.03		PASS
			Two signals input	Pre-AGC	-22.07		PASS
				3dB above AGC	-26.03		PASS
	upper edge		One signal input	Pre-AGC	-43.89		PASS
				3dB above AGC	-43.63		PASS
			Two signals input	Pre-AGC	-41.45		PASS
				3dB above AGC	-40.23		PASS
Remark: The power of any emission outside a licensee's frequency block shall be attenuated below the transmitter power (P) in watts by at least 43 + 10log10 (P) dB, Rated power P = 19dBm = 0.08W, so the limit = 19dBm – [43 + 10 log10 (0.08W)] dB = -13dBm							

Out-of-band/out-of-block(including intermodulation) emissions							
Test Path	Test Channel	Test Signal	Stimulus Condition	Signal Level	Worst conducted test level (dBm)	Limit (dBm)	Verdict
Downlink	lower edge	100MHz AWGN	One signal input	Pre-AGC	-15.76	≤-13	PASS
				3dB above AGC	-16.31		PASS
			Two signals input	Pre-AGC	-15.43		PASS
				3dB above AGC	-15.16		PASS
	upper edge		One signal input	Pre-AGC	-19.62		PASS
				3dB above AGC	-19.74		PASS
			Two signals input	Pre-AGC	-19.00		PASS
				3dB above AGC	-18.73		PASS
Remark: The power of any emission outside a licensee's frequency block shall be attenuated below the transmitter power (P) in watts by at least 43 + 10log10 (P) dB, Rated power P = 19dBm = 0.08W, so the limit = 19dBm – [43 + 10 log10 (0.08W)] dB = -13dBm							



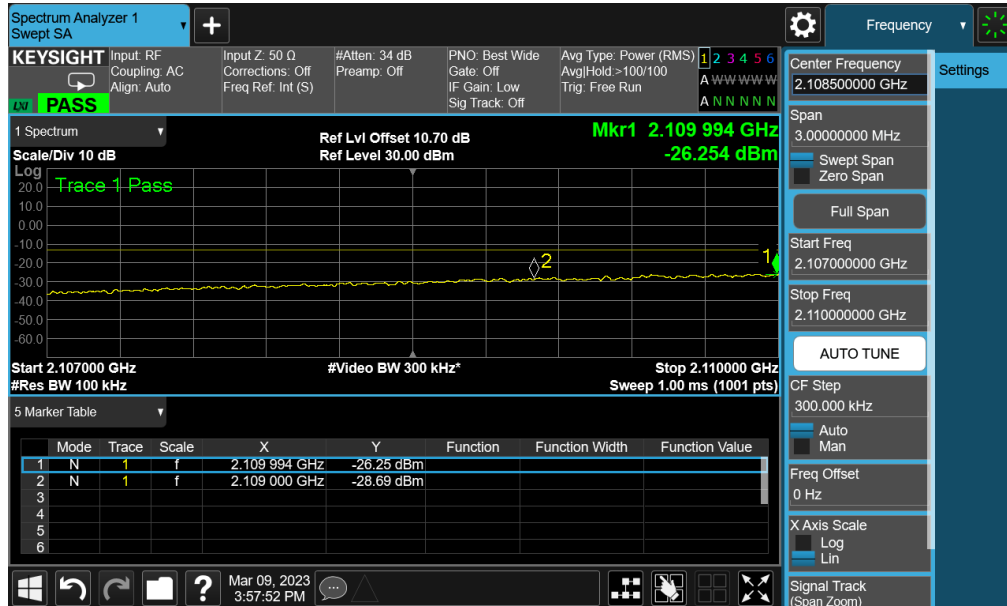
Out-of-band/out-of-block(including intermodulation) emissions							
Test Path	Test Channel	Test Signal	Stimulus Condition	Signal Level	Worst conducted test level (dBm)	Limit (dBm)	Verdict
Downlink	lower edge	GSM	One signal input	Pre-AGC	-34.95	≤-13	PASS
				3dB above AGC	-34.37		PASS
			Two signals input	Pre-AGC	-33.87		PASS
				3dB above AGC	-34.16		PASS
	upper edge		One signal input	Pre-AGC	-42.71		PASS
				3dB above AGC	-43.02		PASS
			Two signals input	Pre-AGC	-42.09		PASS
				3dB above AGC	-42.27		PASS
Remark: The power of any emission outside a licensee's frequency block shall be attenuated below the transmitter power (P) in watts by at least 43 + 10log10 (P) dB, Rated power P = 19dBm = 0.08W, so the limit = 19dBm – [43 + 10 log10 (0.08W)] dB = -13dBm							



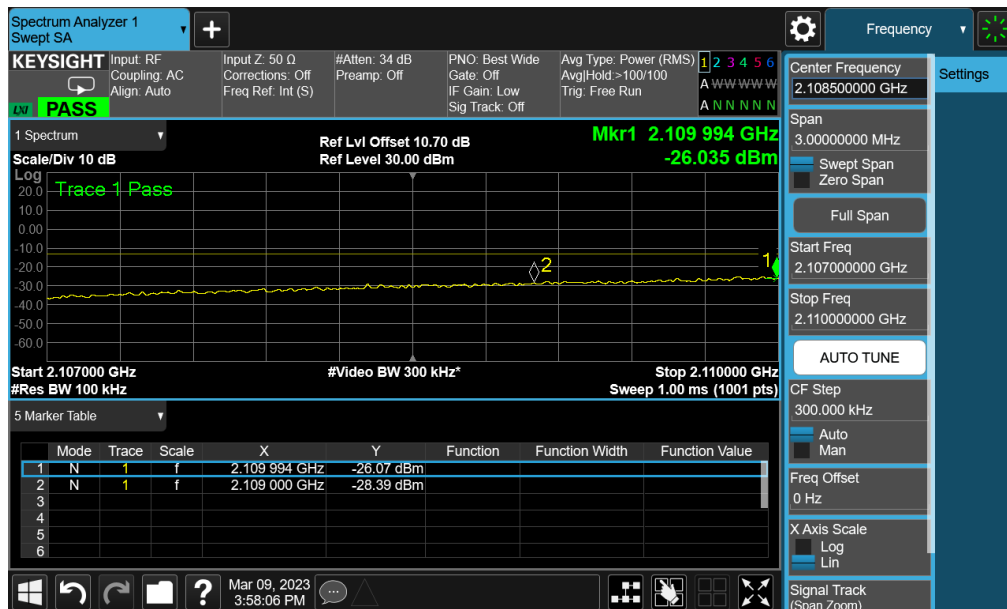


### Out-of-band/out-of-block emissions

#### Downlink\_5MHz AWGN\_One signal input\_Pre-AGC\_Lower edge

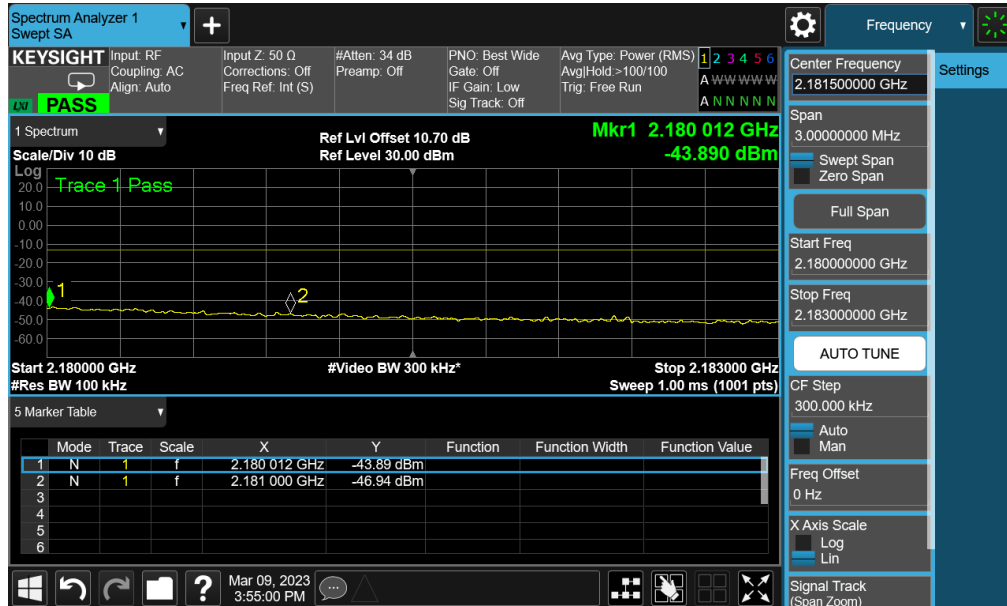


#### Downlink\_5MHz AWGN\_One signal input\_3dB above AGC\_Lower edge

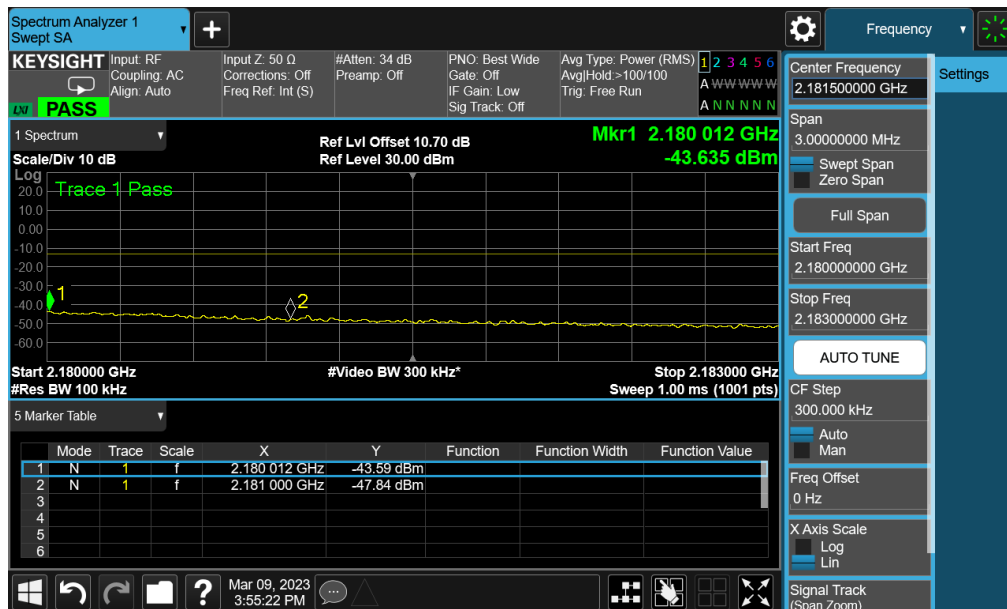


### Out-of-band/out-of-block emissions

#### Downlink\_5MHz AWGN\_One signal input\_Pre-AGC\_Upper edge

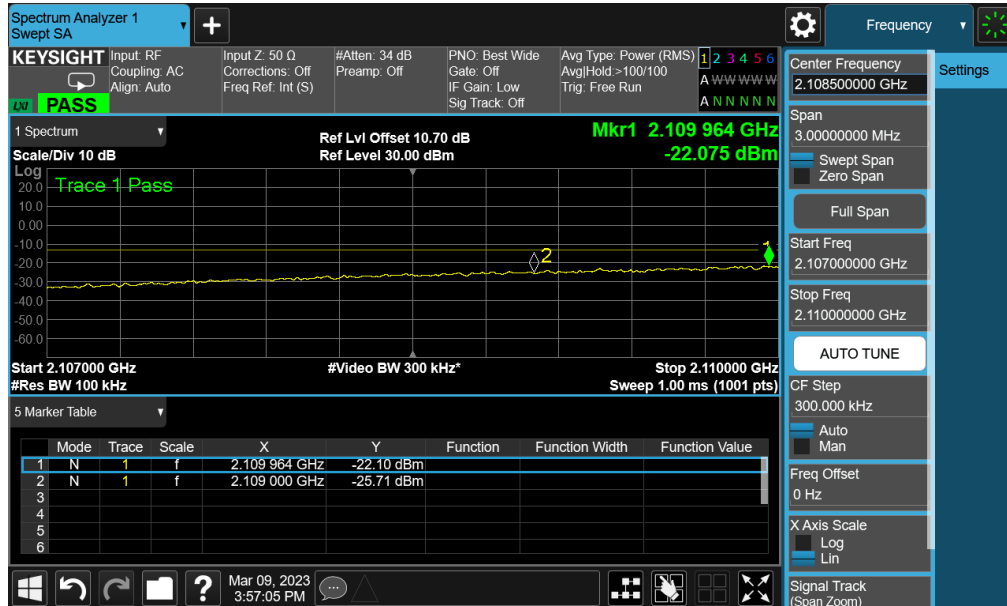


#### Downlink\_5MHz AWGN\_One signal input\_3dB above AGC\_Upper edge

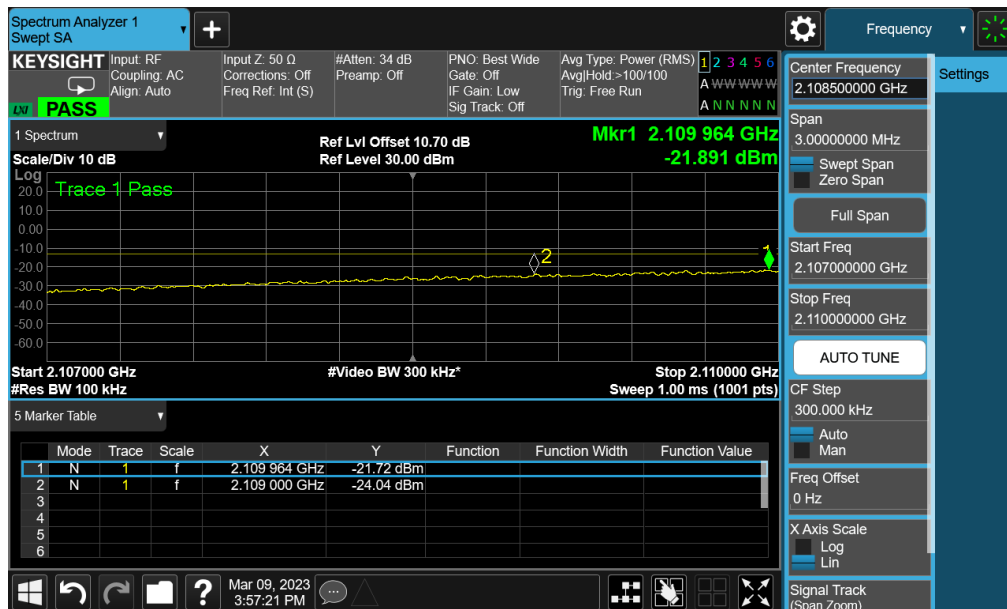


### Out-of-band/out-of-block emissions

#### Downlink\_5MHz AWGN\_Two signals input\_Pre-AGC\_Lower edge

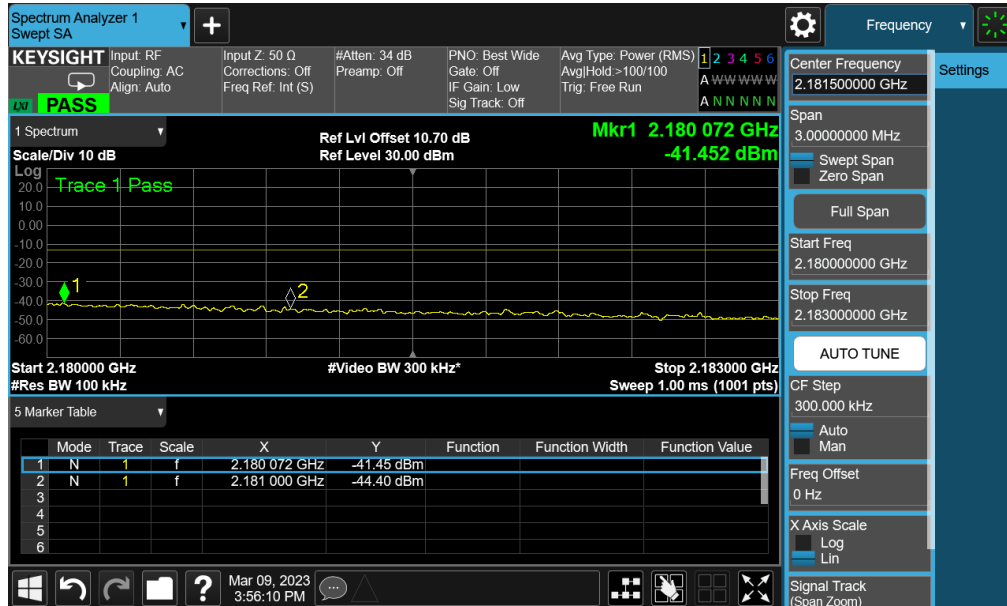


#### Downlink\_5MHz AWGN\_Two signals input\_3dB above AGC\_Lower edge

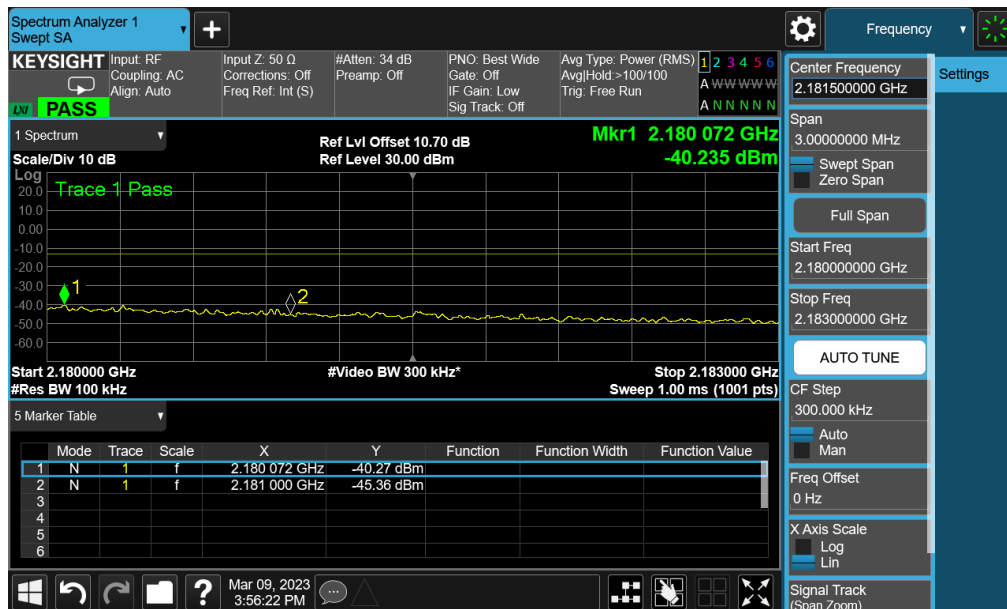


### Out-of-band/out-of-block emissions

#### Downlink\_5MHz AWGN\_Two signals input\_Pre-AGC\_Upper edge



#### Downlink\_5MHz AWGN\_Two signals input\_3dB above AGC\_Upper edge



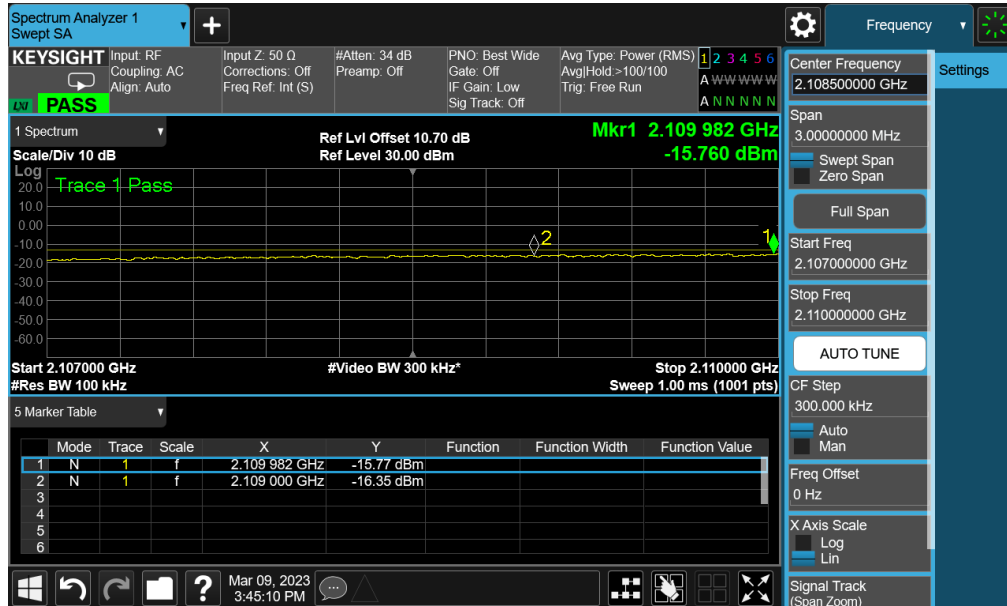
Unless otherwise agreed in writing, this document is issued by the Company subject to its General Conditions of Service printed overleaf, available on request or accessible at <http://www.sgs.com/en/Terms-and-Conditions.aspx> and, for electronic format documents, subject to Terms and Conditions for Electronic Documents at <http://www.sgs.com/en/Terms-and-Conditions/Terms-e-Document.aspx>. Attention is drawn to the limitation of liability, indemnification and jurisdiction issues defined therein. Any holder of this document is advised that information contained hereon reflects the Company's findings at the time of its intervention only and within the limits of Client's instructions, if any. The Company's sole responsibility is to its Client and this document does not exonerate parties to a transaction from exercising all their rights and obligations under the transaction documents. This document cannot be reproduced except in full, without prior written approval of the Company. Any unauthorized alteration, forgery or falsification of the content or appearance of this document is unlawful and offenders may be prosecuted to the fullest extent of the law. Unless otherwise stated the results shown in this test report refer only to the sample(s) tested and such sample(s) are retained for 30 days only.

Attention: To check the authenticity of testing /inspection report & certificate, please contact us at telephone: (86-755) 8307 1443, or email: [CN.Doccheck@sgs.com](mailto:CN.Doccheck@sgs.com)

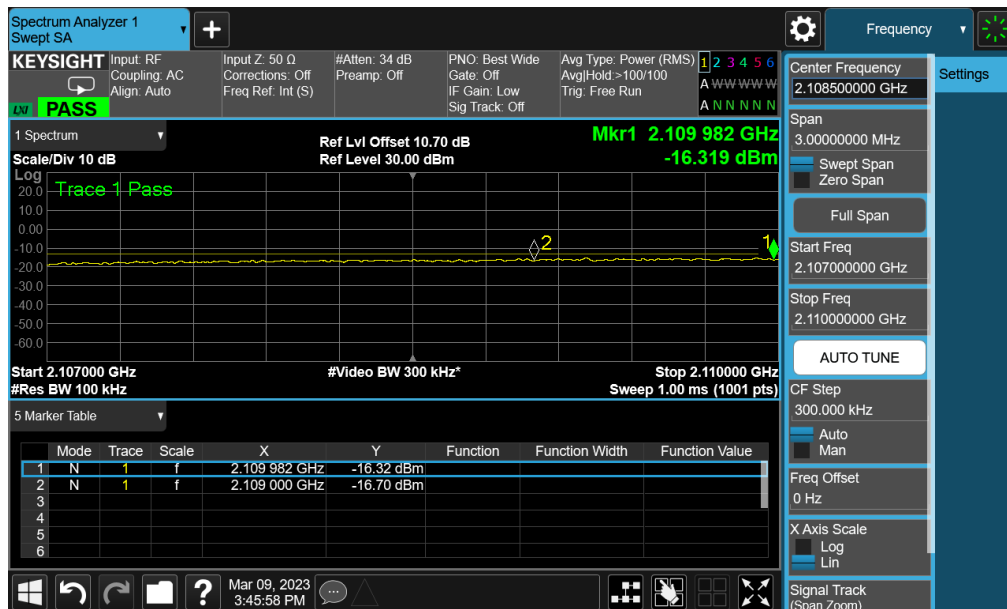


### Out-of-band/out-of-block emissions

#### Downlink\_100MHz AWGN\_One signal input\_Pre-AGC\_Lower edge



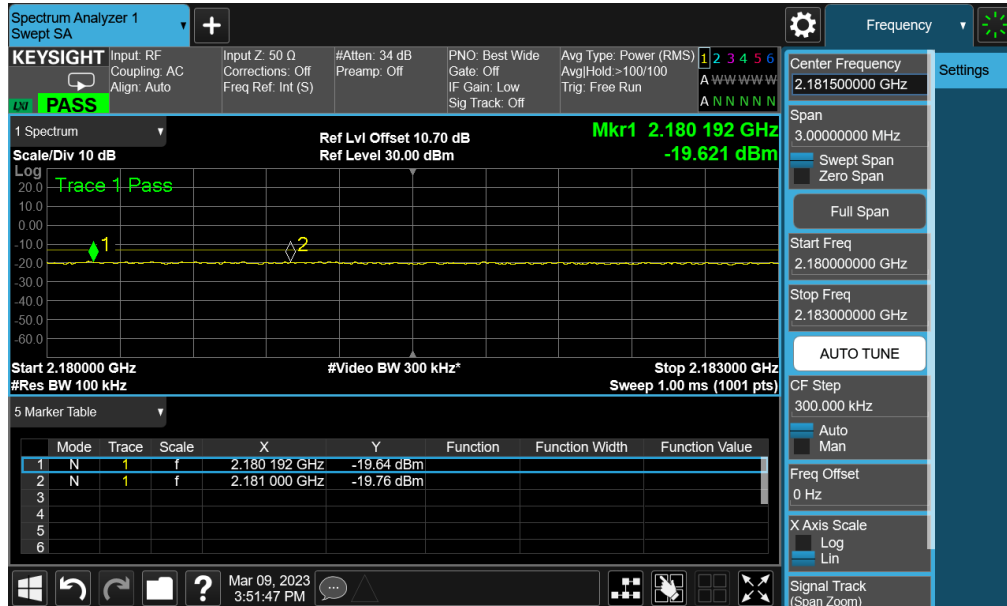
#### Downlink\_100MHz AWGN\_One signal input\_3dB above AGC\_Lower edge



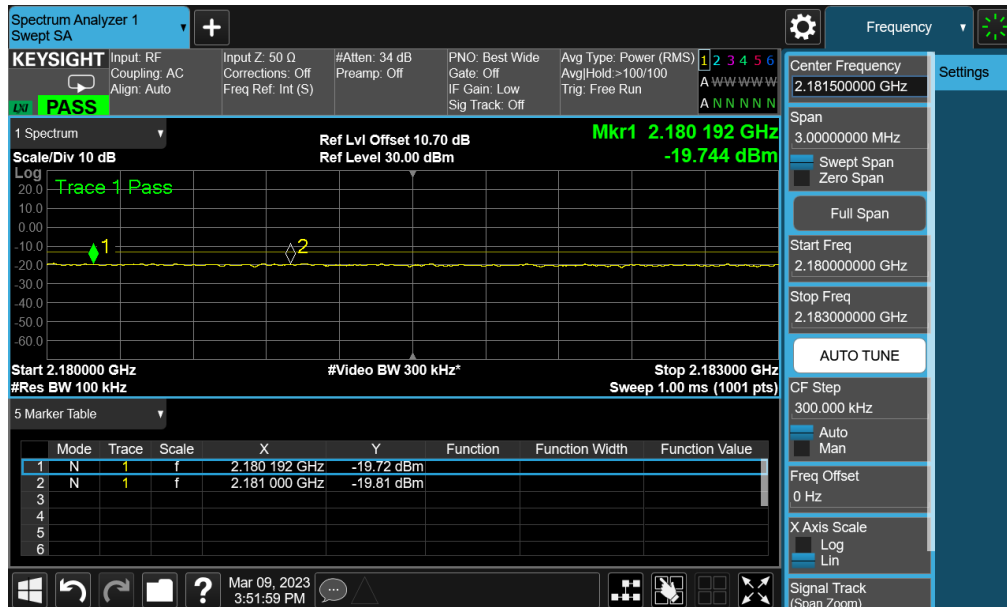


### Out-of-band/out-of-block emissions

#### Downlink\_100MHz AWGN\_One signal input\_Pre-AGC\_Upper edge

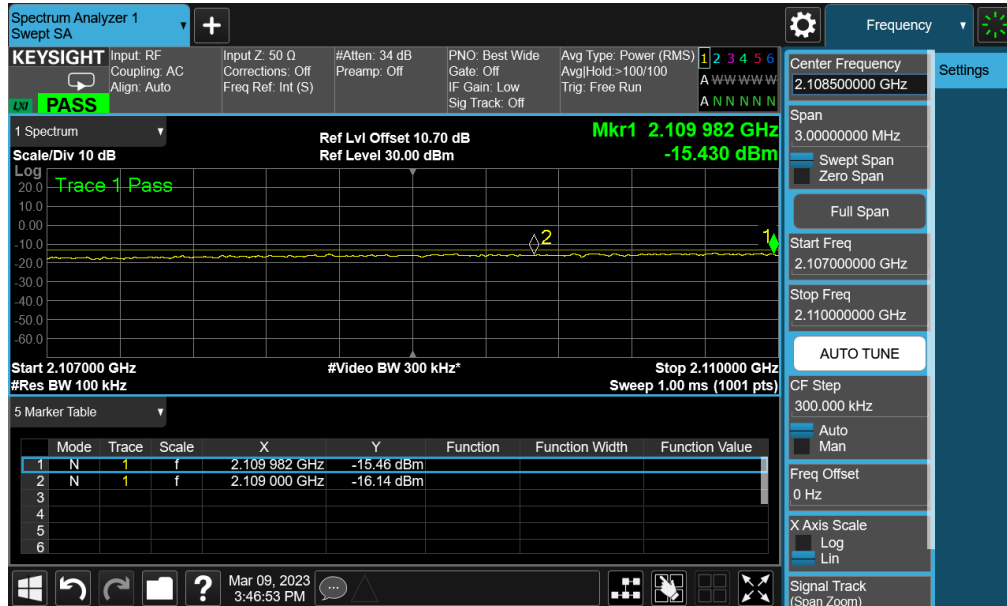


#### Downlink\_100MHz AWGN\_One signal input\_3dB above AGC\_Upper edge

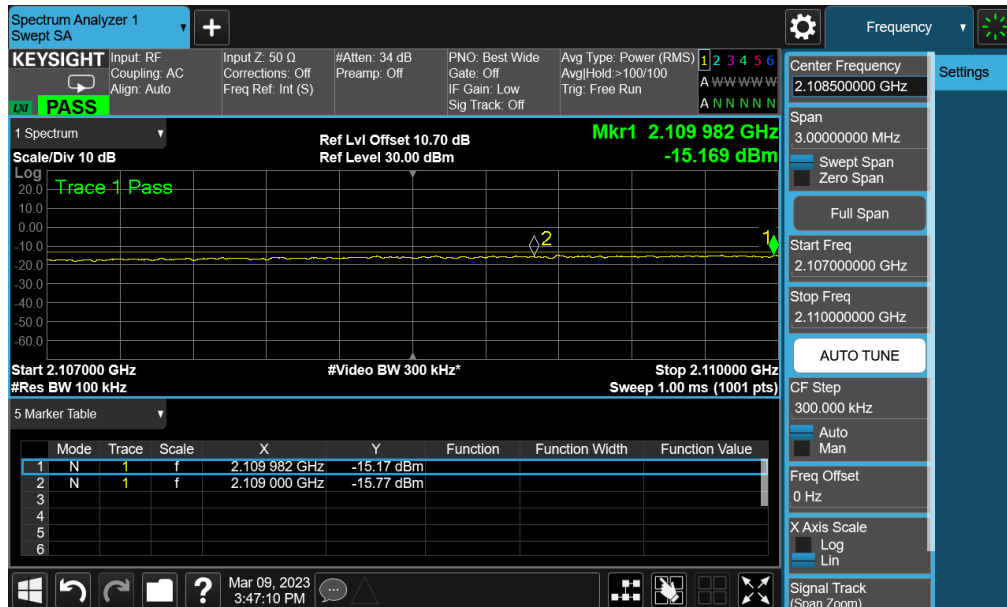


### Out-of-band/out-of-block emissions

#### Downlink\_100MHz AWGN\_Two signals input\_Pre-AGC\_Lower edge

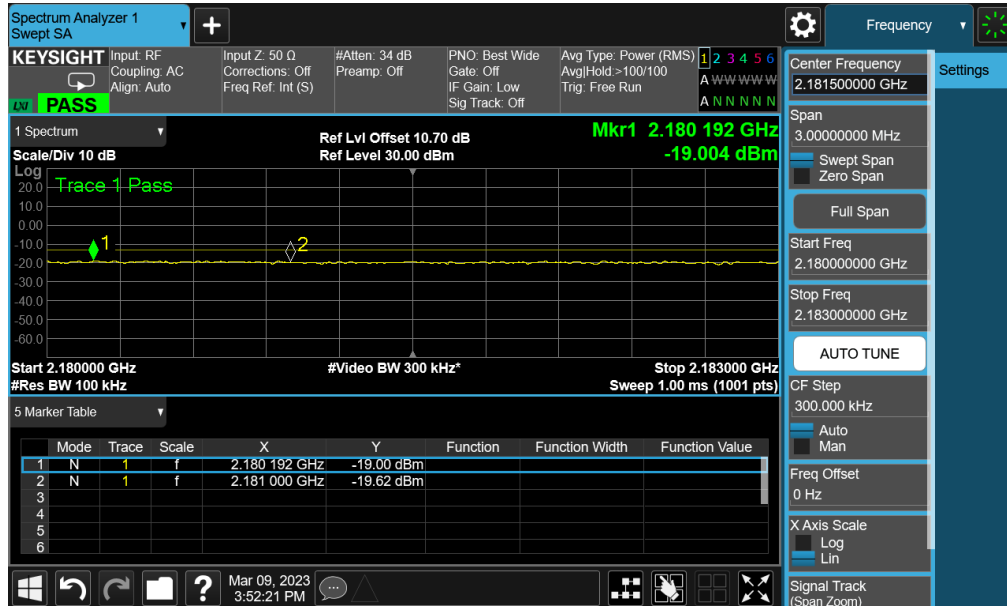


#### Downlink\_100MHz AWGN\_Two signals input\_3dB above AGC\_Lower edge

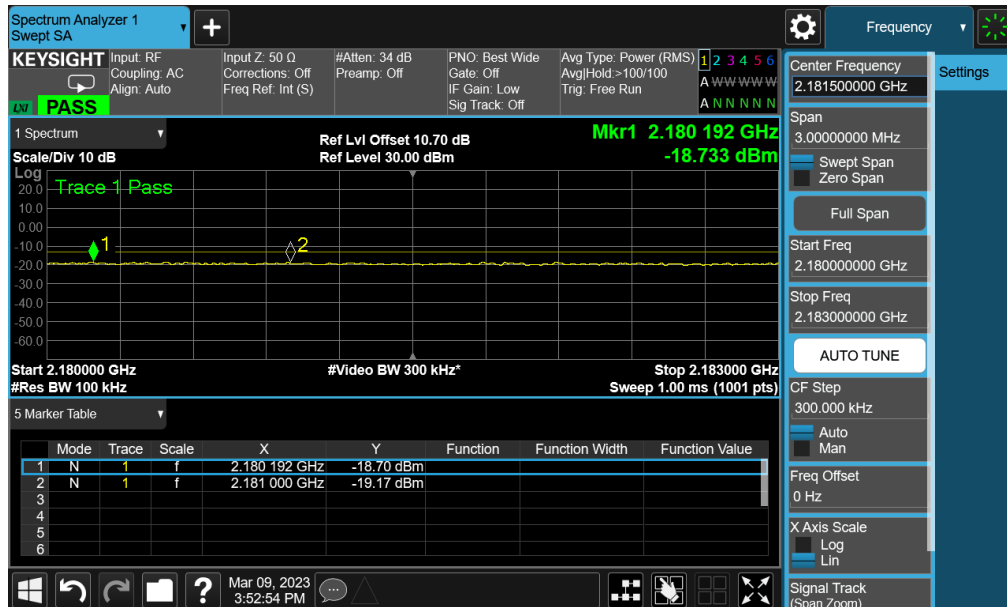


### Out-of-band/out-of-block emissions

#### Downlink\_100MHz AWGN\_Two signals input\_Pre-AGC\_Upper edge



#### Downlink\_100MHz AWGN\_Two signals input\_3dB above AGC\_Upper edge

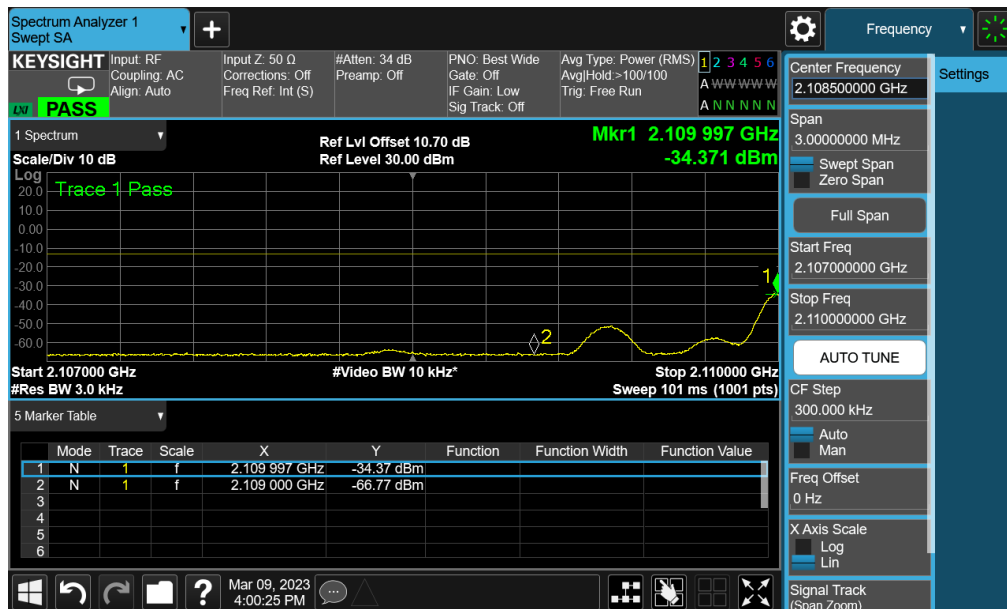


### Out-of-band/out-of-block emissions

#### Downlink\_GSM\_One signal input\_Pre-AGC\_Lower edge



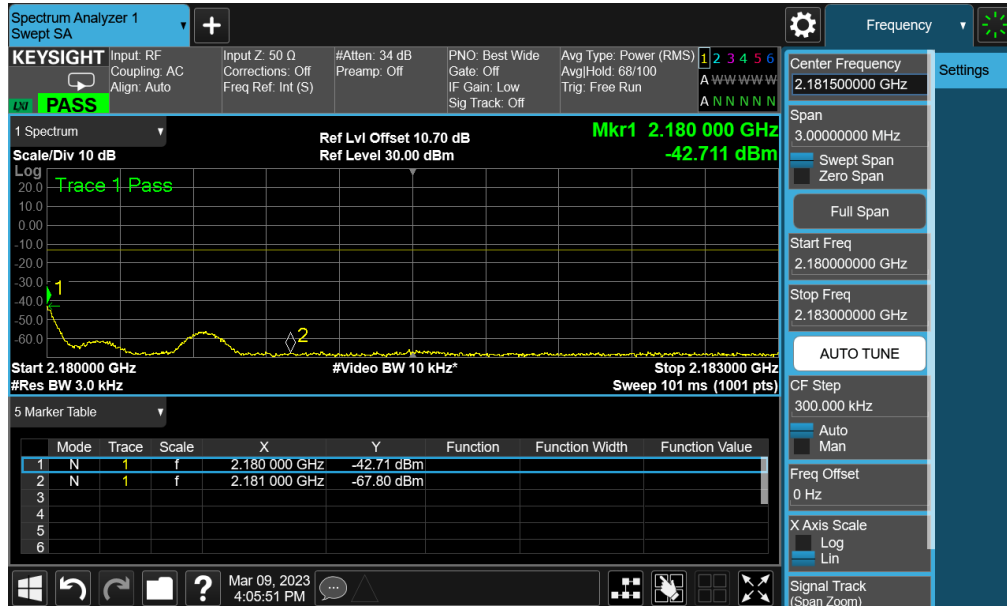
#### Downlink\_GSM\_One signal input\_3dB above AGC\_Lower edge





### Out-of-band/out-of-block emissions

#### Downlink\_GSM\_One signal input\_Pre-AGC\_Upper edge



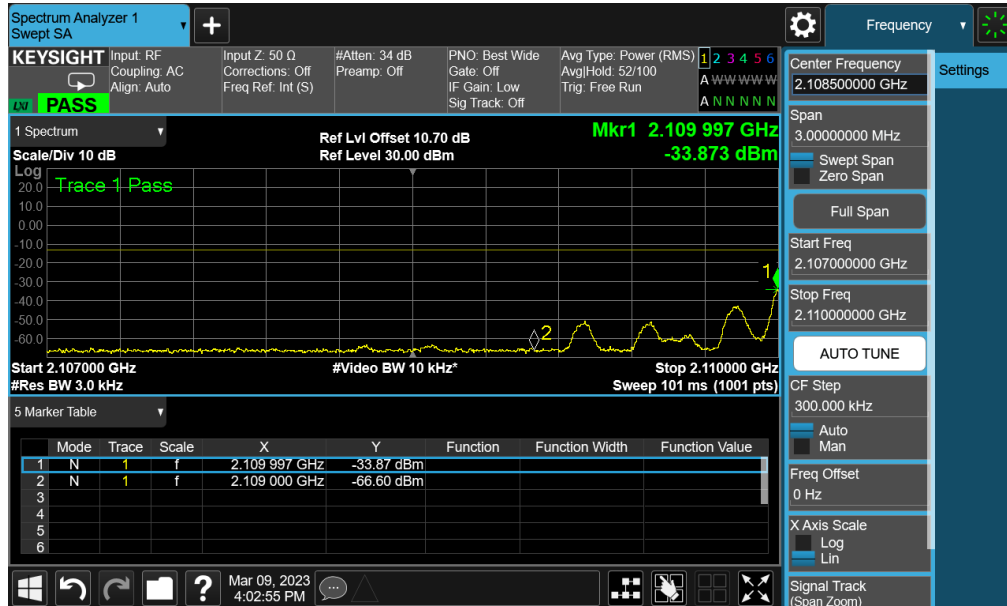
#### Downlink\_GSM\_One signal input\_3dB above AGC\_Upper edge



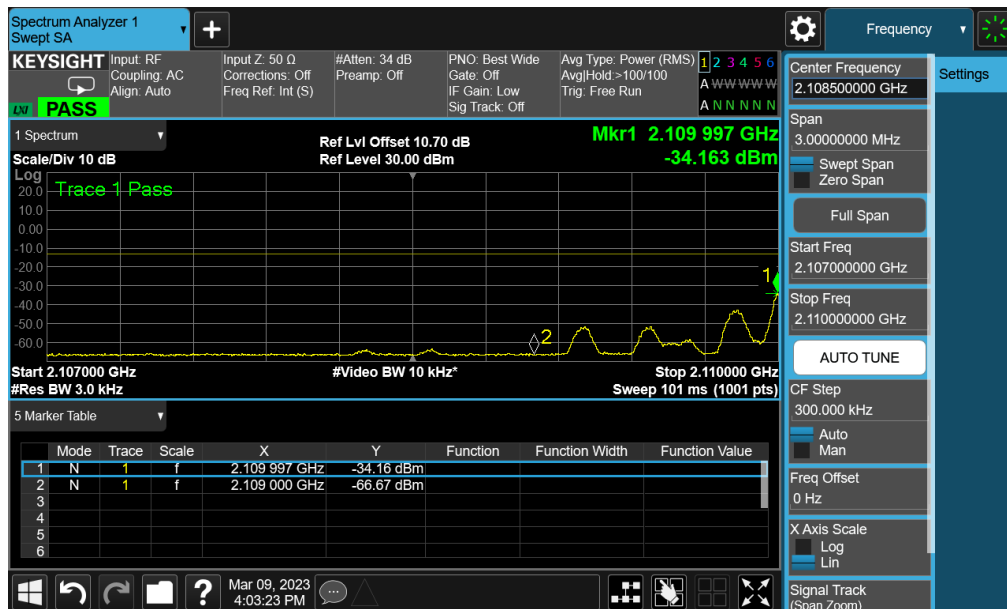


### Out-of-band/out-of-block emissions

#### Downlink\_GSM\_Two signals input\_Pre-AGC\_Lower edge

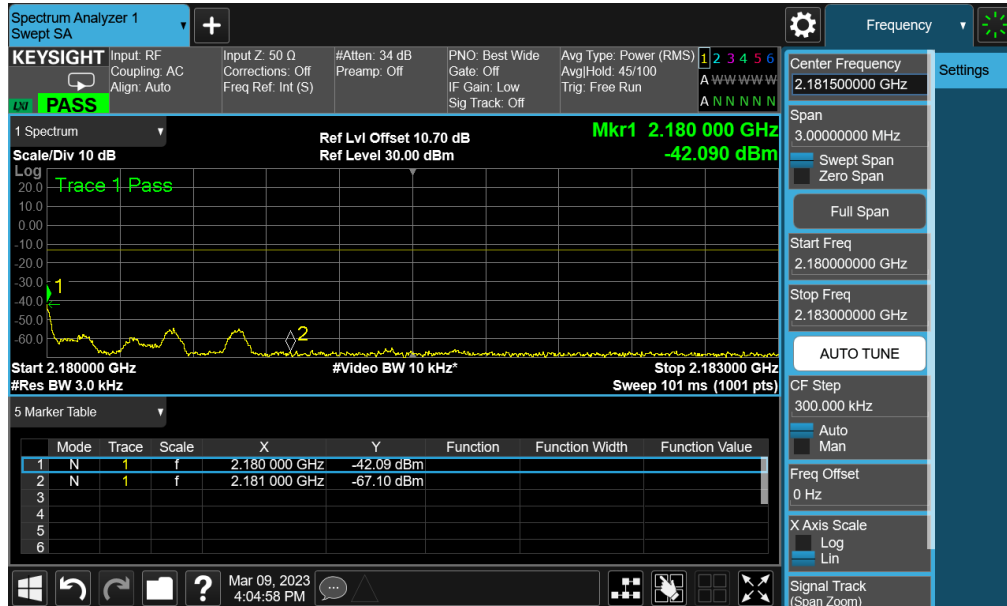


#### Downlink\_GSM\_Two signals input\_3dB above AGC\_Lower edge

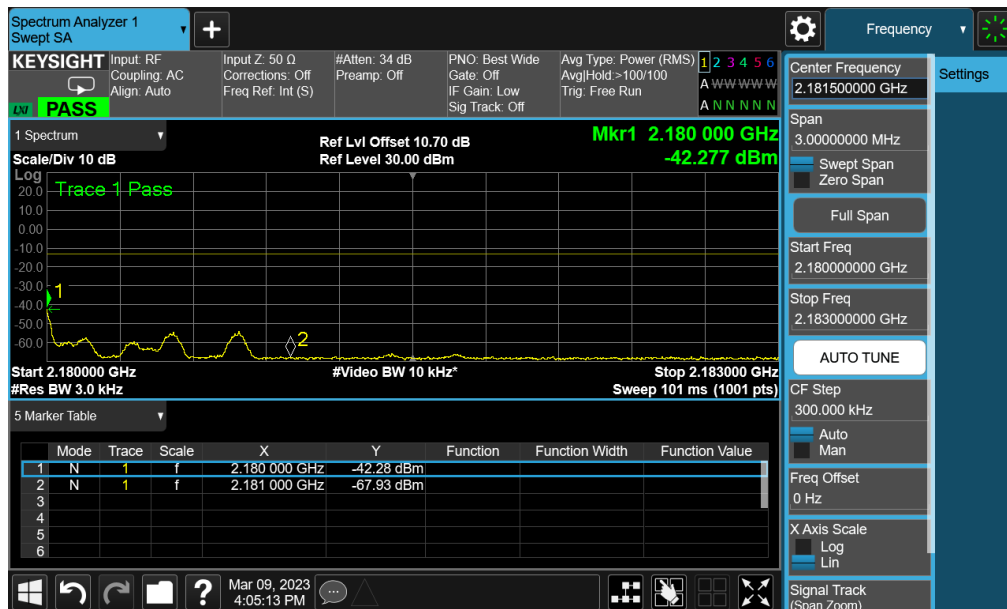


### Out-of-band/out-of-block emissions

#### Downlink\_GSM\_Two signals input\_Pre-AGC\_Upper edge



#### Downlink\_GSM\_Two signals input\_3dB above AGC\_Upper edge



## 5 Conducted Spurious emissions

Conducted spurious emissions							
Test Path	Test Channel	Test Signal	Signal Level	Frequency range (MHz)	Worst test level (dBm)	Limit (dBm)	Verdict
Downlink	High Channel	5MHz AWGN	Pre-AGC	0.009-1000	-44.32	≤-13	PASS
				1000-2109	-30.23	≤-13	PASS
				2181-22000	-40.53	≤-13	PASS
		100MHz AWGN	Pre-AGC	0.009-1000	-45.73	≤-13	PASS
				1000-2109	-33.26	≤-13	PASS
				2181-22000	-41.12	≤-13	PASS
		GSM	Pre-AGC	0.009-1000	-41.32	≤-13	PASS
				1000-2109	-29.89	≤-13	PASS
				2181-22000	-45.74	≤-13	PASS
	Middle Channel	5MHz AWGN	Pre-AGC	0.009-1000	-39.84	≤-13	PASS
				1000-2109	-27.48	≤-13	PASS
				2181-22000	-41.23	≤-13	PASS
		100MHz AWGN	Pre-AGC	0.009-1000	-40.02	≤-13	PASS
				1000-2109	-30.26	≤-13	PASS
				2181-22000	-43.28	≤-13	PASS
		GSM	Pre-AGC	0.009-1000	-41.23	≤-13	PASS
				1000-2109	-30.02	≤-13	PASS
				2181-22000	-43.74	≤-13	PASS
	Low Channel	5MHz AWGN	Pre-AGC	0.009-1000	-40.26	≤-13	PASS
				1000-2109	-31.23	≤-13	PASS
				2181-22000	-43.24	≤-13	PASS
		100MHz AWGN	Pre-AGC	0.009-1000	-41.24	≤-13	PASS
				1000-2109	-28.38	≤-13	PASS
				2181-22000	-43.29	≤-13	PASS
		GSM	Pre-AGC	0.009-1000	-39.86	≤-13	PASS
				1000-2109	-27.94	≤-13	PASS
				2181-22000	-42.36	≤-13	PASS



Unless otherwise agreed in writing, this document is issued by the Company subject to its General Conditions of Service printed overleaf, available on request or accessible at <http://www.sgs.com/en/Terms-and-Conditions.aspx> and, for electronic format documents, subject to Terms and Conditions for Electronic Documents at <http://www.sgs.com/en/Terms-and-Conditions/Terms-e-Documents.aspx>. Attention is drawn to the limitation of liability, indemnification and jurisdiction issues defined therein. Any holder of this document is advised that information contained hereon reflects the Company's findings at the time of its intervention only and within the limits of Client's instructions, if any. The Company's sole responsibility is to its Client and this document does not exonerate parties to a transaction from exercising all their rights and obligations under the transaction documents. This document cannot be reproduced except in full, without prior written approval of the Company. Any unauthorized alteration, forgery or falsification of the content or appearance of this document is unlawful and offenders may be prosecuted to the fullest extent of the law. Unless otherwise stated the results shown in this test report refer only to the sample(s) tested and such sample(s) are retained for 30 days only.

Attention: To check the authenticity of testing / inspection report & certificate, please contact us at telephone: (86-755) 8307 1443, or email: [CN.Doccheck@sgs.com](mailto:CN.Doccheck@sgs.com)

**Remark:**

The power of any emission outside a licensee's frequency block shall be attenuated below the transmitter power (P) in watts by at least  $43 + 10\log_{10}(P)$  dB,

$P = 19\text{dBm} = 0.08\text{W}$ , so

the limit =  $19\text{dBm} - [43 + 10\log_{10}(0.08\text{W})]$  dB = -13dBm



Unless otherwise agreed in writing, this document is issued by the Company subject to its General Conditions of Service printed overleaf, available on request or accessible at <http://www.sgs.com/en/Terms-and-Conditions.aspx> and, for electronic format documents, subject to Terms and Conditions for Electronic Documents at <http://www.sgs.com/en/Terms-and-Conditions/Terms-e-Document.aspx>. Attention is drawn to the limitation of liability, indemnification and jurisdiction issues defined therein. Any holder of this document is advised that information contained hereon reflects the Company's findings at the time of its intervention only and within the limits of Client's instructions, if any. The Company's sole responsibility is to its Client and this document does not exonerate parties to a transaction from exercising all their rights and obligations under the transaction documents. This document cannot be reproduced except in full, without prior written approval of the Company. Any unauthorized alteration, forgery or falsification of the content or appearance of this document is unlawful and offenders may be prosecuted to the fullest extent of the law. Unless otherwise stated the results shown in this test report refer only to the sample(s) tested and such sample(s) are retained for 30 days only.

**Attention: To check the authenticity of testing / inspection report & certificate, please contact us at telephone: (86-755) 8307 1443, or email: [CN.Doccheck@sgs.com](mailto:CN.Doccheck@sgs.com)**

## 6 Frequency Stability

Frequency stability vs temperature						
Test Path	Test Frequency (MHz)	Temperature (°C)	Voltage (V DC)	Frequency error (Hz)	Tolerance (ppm)	Verdict
Downlink	2145	+50	48	23	0.0107	PASS
		+40	48	27	0.0126	PASS
		+30	48	35	0.0163	PASS
		+20	48	18	0.0084	PASS
		+10	48	21	0.0098	PASS
		0	48	32	0.0149	PASS
		-10	48	27	0.0126	PASS
		-20	48	14	0.0065	PASS
		-30	48	-17	-0.0079	PASS

Frequency stability vs voltage						
Test path	Test Frequency (MHz)	Voltage (V DC)	Temperature (°C)	Frequency error (Hz)	Tolerance (ppm)	Verdict
Downlink	2145	40.8	20	24	0.0112	PASS
		55.2	20	31	0.0145	PASS



Unless otherwise agreed in writing, this document is issued by the Company subject to its General Conditions of Service printed overleaf, available on request or accessible at <http://www.sgs.com/en/Terms-and-Conditions.aspx> and, for electronic format documents, subject to Terms and Conditions for Electronic Documents at <http://www.sgs.com/en/Terms-and-Conditions/Terms-e-Documents.aspx>. Attention is drawn to the limitation of liability, indemnification and jurisdiction issues defined therein. Any holder of this document is advised that information contained hereon reflects the Company's findings at the time of its intervention only and within the limits of Client's instructions, if any. The Company's sole responsibility is to its Client and this document does not exonerate parties to a transaction from exercising all their rights and obligations under the transaction documents. This document cannot be reproduced except in full, without prior written approval of the Company. Any unauthorized alteration, forgery or falsification of the content or appearance of this document is unlawful and offenders may be prosecuted to the fullest extent of the law. Unless otherwise stated the results shown in this test report refer only to the sample(s) tested and such sample(s) are retained for 30 days only.

Attention: To check the authenticity of testing / inspection report & certificate, please contact us at telephone: (86-755) 8307 1443, or email: [CN.Doccheck@sgs.com](mailto:CN.Doccheck@sgs.com)

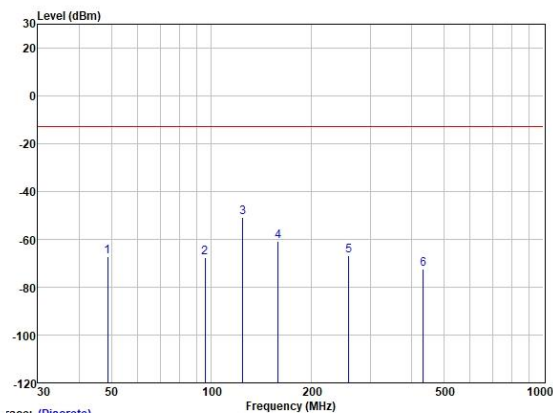


### 7 Radiated Spurious emissions

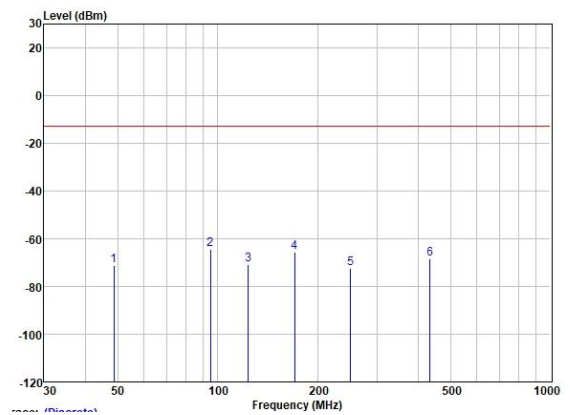
All modes (Lowest/Middle/Highest Channels, 5MHz AWGN input signal/100MHz AWGN input signal / GSM input signal) have been tested and only the worst test result was recorded in this report.

#### Radiated Spurious emissions

##### 5MHz AWGN\_Middle Channel\_30MHz-1GHz



	Freq	Read Level	Correction Factor	Level	Limit Line	Over Limit	Pol/Phase
	MHz	dBm	dB	dBm	dBm	dB	
1	48.672	-62.95	-8.08	-71.03	-13.00	-58.03	VERTICAL
2	95.093	-58.47	-5.91	-64.38	-13.00	-51.38	VERTICAL
3	123.266	-66.77	-3.93	-70.70	-13.00	-57.70	VERTICAL
4	170.195	-61.58	-3.94	-65.52	-13.00	-52.52	VERTICAL
5	250.301	-66.59	-5.89	-72.48	-13.00	-59.48	VERTICAL
6	434.065	-69.59	1.32	-68.27	-13.00	-55.27	VERTICAL

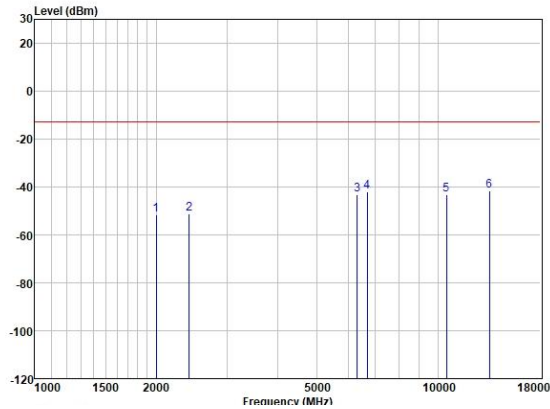


	Freq	Read Level	Correction Factor	Level	Limit Line	Over Limit	Pol/Phase
	MHz	dBm	dB	dBm	dBm	dB	
1	48.672	-65.03	-1.98	-67.01	-13.00	-54.01	HORIZONTAL
2	95.762	-57.92	-9.68	-67.60	-13.00	-54.60	HORIZONTAL
3	124.133	-42.35	-8.39	-50.74	-13.00	-37.74	HORIZONTAL
4	158.668	-54.48	-6.50	-60.98	-13.00	-47.98	HORIZONTAL
5	259.234	-62.65	-4.29	-66.94	-13.00	-53.94	HORIZONTAL
6	434.065	-72.44	0.21	-72.23	-13.00	-59.23	HORIZONTAL

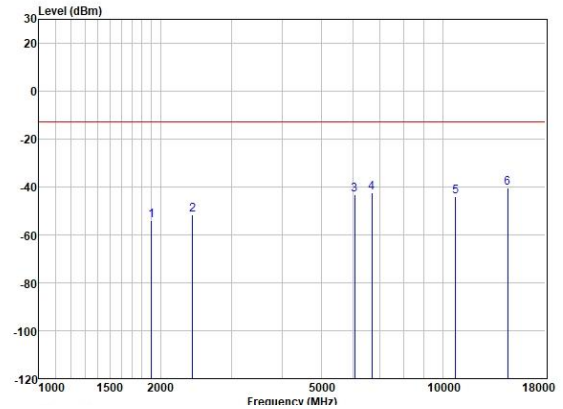


### Radiated Spurious emissions

#### 5MHz AWGN\_Middle Channel\_above 1GHz



	Freq	Read Level	Correction Factor	Level	Limit Line	Over Limit	Pol/Phase
	MHz	dBm	dB	dBm	dBm	dB	
1	2001.084	-61.62	9.88	-51.74	-13.00	-38.74	HORIZONTAL
2	2414.672	-60.52	9.30	-51.22	-13.00	-38.22	HORIZONTAL
3	6303.890	-62.29	19.24	-43.05	-13.00	-30.05	HORIZONTAL
4	6679.040	-62.13	20.25	-41.88	-13.00	-28.88	HORIZONTAL
5	10514.580	-66.95	23.71	-43.24	-13.00	-30.24	HORIZONTAL
6	13442.810	-69.64	28.04	-41.60	-13.00	-28.60	HORIZONTAL



	Freq	Read Level	Correction Factor	Level	Limit Line	Over Limit	Pol/Phase
	MHz	dBm	dB	dBm	dBm	dB	
1	1899.636	-61.01	6.91	-54.10	-13.00	-41.10	VERTICAL
2	2400.753	-61.66	9.94	-51.72	-13.00	-38.72	VERTICAL
3	6053.894	-62.80	19.43	-43.37	-13.00	-30.37	VERTICAL
4	6679.040	-63.23	20.72	-42.51	-13.00	-29.51	VERTICAL
5	10760.540	-68.65	24.78	-43.87	-13.00	-30.87	VERTICAL
6	14491.960	-68.05	27.72	-40.33	-13.00	-27.33	VERTICAL

--End of Appendix--