

TEST REPORT

Application No.: GZCR2410001163AT
Applicant: Comba Telecom Network Systems Limited
Address of Applicant: Flat/Rm 10, 3/F, Bio-Informatics Ctr, 2 Science Park West Avenue, HK Science Park, Pak Shek Kok, N.T. Hong Kong
Manufacturer: Comba Network Systems Company Limited
Address of Manufacturer: No. 10 Shenzhou Road, Guangzhou Science City, Guangzhou 510663, Guangdong, P.R.China
Factory: Comba Telecom Technology (Guangzhou) Ltd.
Address of Factory: No. 6 Jinbi Road, Economics and Technology Development District, Guangzhou, Guangdong, China
Product Name: SailaPoint
Model No.: SW-P
Trade Mark: SailaWave
Standard(s) : 47 CFR Part 15, Subpart E 15.407
Date of Receipt: 2024-10-08
Date of Test: 2024-11-14 to 2024-11-18
Date of Issue: 2024-11-19

Test Result:	Pass*
---------------------	--------------

* In the configuration tested, the EUT complied with the standards specified above.

Ricky Liu

Ricky Liu
Manager



SGS-CSTC Standards Technical Services Co., Ltd.
Guangzhou Branch (CMAA) EMC Laboratory

Unless otherwise agreed in writing, this document is issued by the Company subject to its General Conditions of Service printed overleaf, available on request or accessible at <https://www.sgs.com/en/Terms-and-Conditions>. Attention is drawn to the limitation of liability, indemnification and jurisdiction issues defined therein. Any holder of this document is advised that information contained hereon reflects the Company's findings at the time of its intervention only and within the limits of Client's instructions, if any. The Company's sole responsibility is to its Client and this document does not exonerate parties to a transaction from exercising all their rights and obligations under the transaction documents. This document cannot be reproduced except in full, without prior written approval of the Company. Any unauthorized alteration, forgery or falsification of the content or appearance of this document is unlawful and offenders may be prosecuted to the fullest extent of the law. Unless otherwise stated the results shown in this test report refer only to the sample(s) tested and such sample(s) are retained for 30 days only.

Attention: To check the authenticity of testing / inspection report & certificate, please contact us at telephone: (86-755) 8307 1443, or email: CN.Doccheck@sgs.com

No.198, Kezhu Road, Science City, Economic & Technological Development Area, Guangzhou, Guangdong, China 510663	t (86-20) 82155555	www.sgsgroup.com.cn
中国·广东·广州高新技术产业开发区科学城科珠路198号	邮编: 510663	t (86-20) 82155555 sgs.china@sgs.com

Revision Record			
Version	Report No.	Date	Remark
01	GZCR241000116302	2024-11-19	Original

Authorized for issue by:			
		Jim Li	
		Jim Li/Project Engineer	
		Vico Cui	
		Vico Cui/Reviewer	



Unless otherwise agreed in writing, this document is issued by the Company subject to its General Conditions of Service printed overleaf, available on request or accessible at <https://www.sgs.com/en/Terms-and-Conditions>. Attention is drawn to the limitation of liability, indemnification and jurisdiction issues defined therein. Any holder of this document is advised that information contained hereon reflects the Company's findings at the time of its intervention only and within the limits of Client's instructions, if any. The Company's sole responsibility is to its Client and this document does not exonerate parties to a transaction from exercising all their rights and obligations under the transaction documents. This document cannot be reproduced except in full, without prior written approval of the Company. Any unauthorized alteration, forgery or falsification of the content or appearance of this document is unlawful and offenders may be prosecuted to the fullest extent of the law. Unless otherwise stated the results shown in this test report refer only to the sample(s) tested and such sample(s) are retained for 30 days only.

Attention: To check the authenticity of testing / inspection report & certificate, please contact us at telephone: (86-755) 8307 1443, or email: CN.Doccheck@sgs.com

SGS-CSTC Standards Technical Services Co., Ltd.
Guangzhou Branch (EMC) EEC Laboratory

No.198, Kezhu Road, Science City, Economic & Technological Development Area, Guangzhou, Guangdong, China 510663
中国·广东·广州高新技术产业开发区科学城科珠路198号 邮编: 510663

t (86-20) 82155555 www.sgsgroup.com.cn
t (86-20) 82155555 sgs.china@sgs.com

2 Test Summary

Radio Spectrum Technical Requirement				
Item	Standard	Method	Requirement	Result
Antenna Requirement	47 CFR Part 15, Subpart E 15.407	N/A	47 CFR Part 15, Subpart C 15.203	Pass
Transmission in the Absence of Data		N/A	47 CFR Part 15, Subpart E 15.407 (c)	Pass

Radio Spectrum Matter Part				
Item	Standard	Method	Requirement	Result
Conducted Emissions at AC Power Line (150kHz-30MHz)	47 CFR Part 15, Subpart E 15.407	ANSI C63.10 (2013) Section 6.2	47 CFR Part 15, Subpart C 15.207 & Subpart E 15.407 b(9)	Pass
Maximum Conducted output power		KDB 789033 D02 II E	47 CFR Part 15, Subpart E 15.407 (a)	Pass
Radiated Emissions (Below 1GHz)		KDB 789033 D02 II G	47 CFR Part 15, Subpart C 15.209 & Subpart E 15.407(b)	Pass
Radiated Emissions (Above 1GHz)		KDB 789033 D02 II G	47 CFR Part 15, Subpart C 15.209 & Subpart E 15.407(b)	Pass
Radiated Emissions which fall in the restricted bands		KDB 789033 D02 II G	47 CFR Part 15, Subpart C 15.209 & Subpart E 15.407(b)	Pass
Duty Cycle		KDB 789033 D02 II B 1	KDB 789033 D02 II B 1	Pass
99% Bandwidth		KDB 789033 D02 II D	N/A	Pass
26dB Emission bandwidth		KDB 789033 D02 II C 1	47 CFR Part 15, Subpart E 15.407 (a)	Pass
Minimum 6 dB bandwidth (5.725-5.85 GHz band)		KDB 789033 D02 II C 2	47 CFR Part 15, Subpart E 15.407 (e)	Pass
Peak Power spectrum density		KDB 789033 D02 II F	47 CFR Part 15, Subpart E 15.407 (a)	Pass
Frequency Stability		ANSI C63.10 (2013) Section 6.8	47 CFR Part 15, Subpart E 15.407 (g)	Pass

Note:

E.U.T./EUT means Equipment Under Test.

Pass means the test result passed the test standard requirement, please find the detailed decision rule in the report relative section.



Unless otherwise agreed in writing, this document is issued by the Company subject to its General Conditions of Service printed overleaf, available on request or accessible at <https://www.sgs.com/en/Terms-and-Conditions>. Attention is drawn to the limitation of liability, indemnification and jurisdiction issues defined therein. Any holder of this document is advised that information contained hereon reflects the Company's findings at the time of its intervention only and within the limits of Client's instructions, if any. The Company's sole responsibility is to its Client and this document does not exonerate parties to a transaction from exercising all their rights and obligations under the transaction documents. This document cannot be reproduced except in full, without prior written approval of the Company. Any unauthorized alteration, forgery or falsification of the content or appearance of this document is unlawful and offenders may be prosecuted to the fullest extent of the law. Unless otherwise stated the results shown in this test report refer only to the sample(s) tested and such sample(s) are retained for 30 days only.

Attention: To check the authenticity of testing / inspection report & certificate, please contact us at telephone: (86-755) 8307 1443, or email: CN.Doccheck@sgs.com

SGS-CSTC Standards Technical Services Co., Ltd.
Guangzhou Branch (EMC) EEC Laboratory

No.198, Kezhu Road, Science City, Economic & Technological Development Area, Guangzhou, Guangdong, China 510663
中国·广东·广州高新技术产业开发区科学城科珠路198号 邮编: 510663

t (86-20) 82155555 www.sgsgroup.com.cn
t (86-20) 82155555 sgs.china@sgs.com

3 Contents

	Page
1 Cover Page.....	1
2 Test Summary.....	3
3 Contents.....	4
4 General Information.....	6
4.1 Details of E.U.T.	6
4.2 Description of Support Units.....	7
4.3 Measurement Uncertainty	7
4.4 Test Location.....	8
4.5 Test Facility.....	8
4.6 Deviation from Standards.....	8
4.7 Abnormalities from Standard Conditions	8
5 Equipment List.....	9
6 Radio Spectrum Technical Requirement	12
6.1 Antenna Requirement	12
6.1.1 Test Requirement:	12
6.1.2 Conclusion	12
6.2 Transmission in the Absence of Data	13
6.2.1 Test Requirement:	13
6.2.2 Conclusion	13
7 Radio Spectrum Matter Test Results.....	14
7.1 Conducted Emissions at AC Power Line (150kHz-30MHz).....	14
7.1.1 E.U.T. Operation	14
7.1.2 Test Mode Description	14
7.1.3 Test Setup Diagram	14
7.1.4 Measurement Procedure and Data	15
7.2 Maximum Conducted output power.....	18
7.2.1 E.U.T. Operation.....	18
7.2.2 Test Mode Description	18
7.2.3 Test Setup Diagram	19
7.2.4 Measurement Procedure and Data	19
7.3 Radiated Emissions (Below 1GHz).....	20
7.3.1 E.U.T. Operation.....	20
7.3.2 Test Mode Description	20
7.3.3 Test Setup Diagram	20
7.3.4 Measurement Procedure and Data	21
7.4 Radiated Emissions (Above 1GHz)	24
7.4.1 E.U.T. Operation.....	24
7.4.2 Test Mode Description	25
7.4.3 Test Setup Diagram	25
7.4.4 Measurement Procedure and Data	26
7.5 Radiated Emissions which fall in the restricted bands	103



Unless otherwise agreed in writing, this document is issued by the Company subject to its General Conditions of Service printed overleaf, available on request or accessible at <https://www.sgs.com/en/Terms-and-Conditions>. Attention is drawn to the limitation of liability, indemnification and jurisdiction issues defined therein. Any holder of this document is advised that information contained hereon reflects the Company's findings at the time of its intervention only and within the limits of Client's instructions, if any. The Company's sole responsibility is to its Client and this document does not exonerate parties to a transaction from exercising all their rights and obligations under the transaction documents. This document cannot be reproduced except in full, without prior written approval of the Company. Any unauthorized alteration, forgery or falsification of the content or appearance of this document is unlawful and offenders may be prosecuted to the fullest extent of the law. Unless otherwise stated the results shown in this test report refer only to the sample(s) tested and such sample(s) are retained for 30 days only.

Attention: To check the authenticity of testing / inspection report & certificate, please contact us at telephone: (86-755) 8307 1443, or email: CN.Doccheck@sgs.com

7.5.1	E.U.T. Operation	103
7.5.2	Test Mode Description	104
7.5.3	Test Setup Diagram	105
7.5.4	Measurement Procedure and Data	106
7.6	Duty Cycle.....	165
7.6.1	E.U.T. Operation	165
7.6.2	Test Mode Description	165
7.6.3	Test Setup Diagram	166
7.6.4	Measurement Procedure and Data	166
7.7	99% Bandwidth	167
7.7.1	E.U.T. Operation	167
7.7.2	Test Mode Description	167
7.7.3	Test Setup Diagram	168
7.7.4	Measurement Procedure and Data	168
7.8	26dB Emission bandwidth	169
7.8.1	E.U.T. Operation	169
7.8.2	Test Mode Description	169
7.8.3	Test Setup Diagram	170
7.8.4	Measurement Procedure and Data	170
7.9	Minimum 6 dB bandwidth (5.725-5.85 GHz band)	171
7.9.1	E.U.T. Operation	171
7.9.2	Test Mode Description	171
7.9.3	Test Setup Diagram	171
7.9.4	Measurement Procedure and Data	171
7.10	Peak Power spectrum density	172
7.10.1	E.U.T. Operation.....	172
7.10.2	Test Mode Description	172
7.10.3	Test Setup Diagram.....	173
7.10.4	Measurement Procedure and Data	173
7.11	Frequency Stability	174
7.11.1	E.U.T. Operation.....	174
7.11.2	Test Mode Description	174
7.11.3	Test Setup Diagram.....	175
7.11.4	Measurement Procedure and Data	175
8	Test Setup Photo	176
9	EUT Constructional Details (EUT Photos)	177



4 General Information

4.1 Details of E.U.T.

Power supply:	DC 12V
Cable(s):	DC 12V Port x1 RJ 45 Port x1
Test Voltage:	AC 120V/60Hz
Operation Frequency/Number of channels (20MHz):	U-NII-1: 5180-5240MHz (4 Channels); U-NII-2A: 5260-5320MHz (4 Channels) U-NII-2C: 5500-5700MHz (11 Channels) U-NII-3: 5745-5825MHz (5 Channels)
Operation Frequency/Number of channels/(40MHz):	U-NII-1: 5190-5230MHz (2 Channels) U-NII-2A: 5270-5310MHz (2 Channels) U-NII-2C: 5510-5670MHz (5 Channels) U-NII-3: 5755-5795MHz (2 Channels)
Operation Frequency/Number of channels (80MHz):	U-NII-1: 5210MHz (1 Channel) U-NII-2A: 5290MHz (1 Channels) U-NII-2C: 5530-5610MHz (2 Channels) U-NII-3: 5775MHz (1 Channel)
Operation Frequency/Number of channels (160MHz):	U-NII-1+2A: 5250MHz (1 Channel) U-NII-2C: 5570MHz (1 Channels)
Modulation Type:	802.11a: OFDM (BPSK, QPSK, 16QAM, 64QAM) 802.11b: DSSS (BPSK, QPSK, 16QAM, 64QAM, 256QAM) 802.11g: OFDM (BPSK, QPSK, 16QAM, 64QAM, 256QAM) 802.11n: OFDM (BPSK, QPSK, 16QAM, 64QAM, 256QAM, 1024-QAM) 802.11ax: OFDMA (BPSK, QPSK, 16QAM, 64QAM, 256QAM, 1024-QAM)
Channel Spacing:	802.11a/n/ac/ax 20: 20MHz 802.11n/ac/ax 40: 40MHz 802.11ac/ax 80: 80MHz
DFS Function:	Master
TPC Function:	Support TPC function
Antenna Type:	IPEX Antenna
Antenna Number:	4
Antenna Gain:	Antenna 1 & 2 & 3 & 4: 3.73 dBi
Remark:	Four antennas can simultaneous transmission

Remark: The information in this section is provided by the applicant or manufacturer, SGS is not liable to the accuracy, suitability, reliability or/and integrity of the information.



4.2 Description of Support Units

Description	Manufacturer	Model No.	Serial No.
Note Book Computer	LENOVO	ThinkPad T490	PF1D1MVJ
Wireless Router	Honor	HiRouter-CD30	AWTEQ20C04001295
DC Power Supply	GWINSTEK	GPS-3030DD (Input: AC100-240V, 50/60Hz; Output: DC Max.30V, 3A)	EMC0008

4.3 Measurement Uncertainty

Test Item	Measurement Uncertainty
Conducted Emissions at AC Power Line (150kHz-30MHz)	$\pm 3.22\text{dB}$
Maximum Conducted output power	$\pm 0.75\text{dB}$
Radiated Emissions (Below 1GHz)	$\pm 5.14\text{dB}$ (3m); $\pm 4.90\text{dB}$ (10m)
Radiated Emissions (Above 1GHz)	$\pm 4.88\text{dB}$ (1GHz-6GHz); $\pm 5.06\text{dB}$ (6GHz-18GHz); $\pm 5.30\text{dB}$ (18GHz-40GHz)
Radiated Emissions which fall in the restricted bands	$\pm 5.14\text{dB}$ (30MHz-1GHz; 3m); $\pm 4.90\text{dB}$ (30MHz-1GHz; 10m); $\pm 4.88\text{dB}$ (1GHz-6GHz); $\pm 5.06\text{dB}$ (6GHz-18GHz); $\pm 5.30\text{dB}$ (18GHz-40GHz)
Duty Cycle	$\pm 0.029\%$
99% Bandwidth	$\pm 0.274\%$
26dB Emission bandwidth	$\pm 0.274\%$
Minimum 6 dB bandwidth (5.725-5.85 GHz band)	$\pm 0.274\%$
Peak Power spectrum density	$\pm 2.84\text{dB}$
Frequency Stability	$\pm 7.25 \times 10^{-8}$

Remark:

The U_{lab} (lab Uncertainty) is less than U_{CISPR} (CISPR Uncertainty) or U_{ETSI} (ETSI Uncertainty).

Emission decision rule:

- Compliance is deemed to occur if no measured disturbance level exceeds the disturbance limit, marked as Pass in the report.
- Non-compliance is deemed to occur if any measured disturbance level exceeds the disturbance limit, marked as Fail in the report.



4.4 Test Location

All tests were performed at:

SGS-CSTC Standards Technical Services Co., Ltd., Guangzhou Branch EMC Laboratory,
No.198, Kezhu Road, Science City, Economic & Technological Development Area, Guangzhou,
Guangdong, China 510663

Tel: +86 20 82155555

No tests were sub-contracted.

4.5 Test Facility

The test facility is recognized, certified, or accredited by the following organizations:

● ACMA

SGS-CSTC Standards Technical Services Co., Ltd., EMC Laboratory can also perform testing for the Australian/New Zealand Regulatory Compliance Mark (RCM).

● SGS UK(Certificate No.: 32), SGS-TUV SAARLAND and SGS-FIMKO

Have approved SGS-CSTC Standards Technical Services Co., Ltd., EMC Laboratory as a supplier of EMC TESTING SERVICES and SAFETY TESTING SERVICES.

● FCC Recognized Accredited Test Firm(Registration No.: 486818)

SGS-CSTC Standards Technical Services Co., Ltd., EMC Laboratory has been accredited and fully described in a report filed with the (FCC) Federal Communications Commission. The acceptance letter from the FCC is maintained in our files. Designation Number: CN5016, Test Firm Registration Number: 486818.

● ISED (Registration No.: 4620B, CAB identifier: CN0052)

SGS-CSTC Standards Technical Services Co., Ltd., has been registered by Innovation Science and Economic Development Canada for Wireless Device Testing laboratories to test to Canadian radio equipment requirements. Registration No. 4620B, CAB identifier: CN0052.

● VCCI (Registration No.: R-12460, C-12584, G-20107 and T-11179)

The 10m Semi-anechoic chamber, 966 Anechoic Chamber and Shielded Room of SGS-CSTC Standards Technical Services Co., Ltd. have been registered in accordance with the Regulations for Voluntary Control Measures with Registration No.: R-12460, C-12584, G-20107 and T-11179 respectively.

● CBTL (Lab Code: TL129)

SGS-CSTC Standards Technical Services Co., Ltd., E&E Laboratory has been assessed and fully comply with the requirements of ISO/IEC 17025:2017, the Basic Rules, IECEE 01 and Rules of procedure IECEE 02, and the relevant IECEE CB-Scheme Operational documents.

4.6 Deviation from Standards

None

4.7 Abnormalities from Standard Conditions

None



Unless otherwise agreed in writing, this document is issued by the Company subject to its General Conditions of Service printed overleaf, available on request or accessible at <https://www.sgs.com/en/Terms-and-Conditions>. Attention is drawn to the limitation of liability, indemnification and jurisdiction issues defined therein. Any holder of this document is advised that information contained hereon reflects the Company's findings at the time of its intervention only and within the limits of Client's instructions, if any. The Company's sole responsibility is to its Client and this document does not exonerate parties to a transaction from exercising all their rights and obligations under the transaction documents. This document cannot be reproduced except in full, without prior written approval of the Company. Any unauthorized alteration, forgery or falsification of the content or appearance of this document is unlawful and offenders may be prosecuted to the fullest extent of the law. Unless otherwise stated the results shown in this test report refer only to the sample(s) tested and such sample(s) are retained for 30 days only.

Attention: To check the authenticity of testing / inspection report & certificate, please contact us at telephone: (86-755) 8307 1443, or email: CN.Doccheck@sgs.com

SGS-CSTC Standards Technical Services Co., Ltd.
Guangzhou Branch EMC Laboratory

No.198, Kezhu Road, Science City, Economic & Technological Development Area, Guangzhou, Guangdong, China 510663
中国·广东·广州高新技术产业开发区科学城科珠路198号 邮编: 510663

t (86-20) 82155555 www.sgsgroup.com.cn
t (86-20) 82155555 sgs.china@sgs.com

5 Equipment List

Conducted Emissions at AC Power Line (150kHz-30MHz)					
Equipment	Manufacturer	Model No.	Inventory No.	Cal Date	Cal Due Date
Coaxial Cable	HangTianXing	2m	EMC0107	2023-08-24	2025-08-23
Shielding Room	ChangZhou ZhongYu	8m x 3m x 3.8m	EMC0306	2022-10-16	2025-10-15
Two-Line V-Network-GZ	Rohde & Schwarz	ENV216	EMC2135	2024-09-02	2025-09-01
EMI Test Receiver (9kHz-3.6GHz)	Rohde & Schwarz	ESR3	EMC2221	2024-05-13	2025-05-12
Test Software E3r	Audix	Ver.6.191211	GZE100-77	N/A	N/A

Maximum Conducted output power					
Equipment	Manufacturer	Model No.	Inventory No.	Cal Date	Cal Due Date
MI CABLE	SGS-EMC	0.8M	EMC2136	2023-11-02	2025-11-01
EXA Signal Analyzer	Agilent Technologies	N9010A	EMC2222	2024-06-17	2025-06-16
4X4 Power sensor Unit	TST	TSPS2023R	EMC2257	2024-08-19	2025-08-18
Test Software	TST	V2.0	GZE100-82	N/A	N/A

Radiated Emissions (Below 1GHz)					
Equipment	Manufacturer	Model No.	Inventory No.	Cal Date	Cal Due Date
966 Anechoic Chamber	Shenzhen C.R.T	CRTSGSSAC966	EMC2230	2022-04-12	2025-04-11
EMI Test Receiver (1Hz-8GHz)	Rohde & Schwarz	ESW8	EMC2229	2024-02-19	2025-02-18
Amplifier(9k-1000MHz)	SONOMA	310	EMC2237	2024-03-22	2025-03-21
Trilog Broadband Antenna (25MHz-2GHz)	Schwarzbeck Mess-Elektronik	VULB 9168	EMC2238	2022-04-20	2025-04-19
Coaxial Cable	Mirco-COAX UTIFLEX ve	LA2-C125-8000	EMC2239	2023-06-14	2025-06-13
Test Software E3	Audix	Ver.6.191211	GZE100-81	N/A	N/A
Active Loop Antenna-RED	ETS-Lindgren	6502	EMC2190	2024-04-08	2026-04-07

Radiated Emissions (Above 1GHz)					
Equipment	Manufacturer	Model No.	Inventory No.	Cal Date	Cal Due Date
1GHz-26.5 GHz Pre-Amplifier	Agilent	8449B	EMC0521	2024-10-14	2025-10-13
EMI Test Receiver (10Hz-26.5GHz)	Rohde & Schwarz	ESIB26	EMC0522	2024-09-02	2025-09-01
Chamber cable (Above 1GHz)	Scoflex	KMKM-8.0m	EMC0545	2024-08-19	2026-08-18
Horn Antenna (1GHz-18GHz)	SCHWARZBECK MESS-ELEKTRONIK	BBHA 9120D	EMC2026	2022-09-23	2025-09-22
Horn Antenna (14-40GHz)	SCHWARZBECK	BBHA 9170	EMC2041	2023-06-18	2026-06-17
EXA Signal Analyzer (10Hz-44GHz)	Keysight	N9010A	EMC2138	2024-08-19	2025-08-18
966 Anechoic Chamber	C.R.T	9m x 6m x 6m	EMC2142	2023-12-20	2026-12-19
Notch Filter (5150-5880)	Mico-Tronics	BRM50716	EMC2168	2024-07-17	2025-07-16
Microwave Broadband Preamplifier (18-40GHz)	SCHWARZBECK	BBV 9721	EMC2172	2024-08-19	2025-08-18
Test Software E3	Audix	Ver.6.120110a	GZE100-61	N/A	N/A

Radiated Emissions which fall in the restricted bands					
Equipment	Manufacturer	Model No.	Inventory No.	Cal Date	Cal Due Date
1GHz-26.5 GHz Pre-Amplifier	Agilent	8449B	EMC0521	2024-10-14	2025-10-13
EMI Test Receiver (10Hz-26.5GHz)	Rohde & Schwarz	ESIB26	EMC0522	2024-09-02	2025-09-01
Chamber cable (Above 1GHz)	Scoflex	KMKM-8.0m	EMC0545	2024-08-19	2026-08-18
Horn Antenna (1GHz-18GHz)	SCHWARZBECK MESS-ELEKTRONIK	BBHA 9120D	EMC2026	2022-09-23	2025-09-22
Horn Antenna (14-40GHz)	SCHWARZBECK	BBHA 9170	EMC2041	2023-06-18	2026-06-17
EXA Signal Analyzer (10Hz-44GHz)	Keysight	N9010A	EMC2138	2024-08-19	2025-08-18
966 Anechoic Chamber	C.R.T	9m x 6m x 6m	EMC2142	2023-12-20	2026-12-19
Microwave Broadband Preamplifier (18-40GHz)	SCHWARZBECK	BBV 9721	EMC2172	2024-08-19	2025-08-18
Test Software E3	Audix	Ver.6.120110a	GZE100-61	N/A	N/A



Unless otherwise agreed in writing, this document is issued by the Company subject to its General Conditions of Service printed overleaf, available on request or accessible at <https://www.sgs.com/en/Terms-and-Conditions>. Attention is drawn to the limitation of liability, indemnification and jurisdiction issues defined therein. Any holder of this document is advised that information contained hereon reflects the Company's findings at the time of its intervention only and within the limits of Client's instructions, if any. The Company's sole responsibility is to its Client and this document does not exonerate parties to a transaction from exercising all their rights and obligations under the transaction documents. This document cannot be reproduced except in full, without prior written approval of the Company. Any unauthorized alteration, forgery or falsification of the content or appearance of this document is unlawful and offenders may be prosecuted to the fullest extent of the law. Unless otherwise stated the results shown in this test report refer only to the sample(s) tested and such sample(s) are retained for 30 days only.

Attention: To check the authenticity of testing / inspection report & certificate, please contact us at telephone: (86-755) 8307 1443, or email: CN.Doccheck@sgs.com

SGS-CSTC Standards Technical Services Co., Ltd.
Guangzhou Branch (EMC) EEC Laboratory

No.198, Kezhu Road, Science City, Economic & Technological Development Area, Guangzhou, Guangdong, China 510663
中国·广东·广州高新技术产业开发区科学城科珠路198号 邮编: 510663

t (86-20) 82155555 www.sgsgroup.com.cn
t (86-20) 82155555 sgs.china@sgs.com

SGS-CSTC Standards Technical Services Co., Ltd. Guangzhou Branch

EMC-TRF-01 Rev 1.1

Report No.: GZCR241000116302

Page: 11 of 177

RF Conducted Test					
Equipment	Manufacturer	Model No.	Inventory No.	Cal Date	Cal Due Date
MI CABLE	SGS-EMC	0.8M	EMC2136	2023-11-02	2025-11-01
EXA Signal Analyzer	Agilent Technologies	N9010A	EMC2222	2024-06-17	2025-06-16
4X4 Power sensor Unit	TST	TSPS2023R	EMC2257	2024-08-19	2025-08-18
Test Software	TST	V2.0	GZE100-82	N/A	N/A
Temperature Chamber	GZ GongWen Co.Ltd.	GDJW-100	EMC0039	2024-06-17	2025-06-16
ESG Vector Signal Generator (250kHz-6GHz)	Keysight	E4438C	SEM006-03	2024-02-20	2025-02-19

General used equipment					
Equipment	Manufacturer	Model No	Inventory No	Cal Date	Cal Due Date
DMM	Fluke	73	EMC0006	2024-06-13	2025-06-12



Unless otherwise agreed in writing, this document is issued by the Company subject to its General Conditions of Service printed overleaf, available on request or accessible at <https://www.sgs.com/en/Terms-and-Conditions>. Attention is drawn to the limitation of liability, indemnification and jurisdiction issues defined therein. Any holder of this document is advised that information contained hereon reflects the Company's findings at the time of its intervention only and within the limits of Client's instructions, if any. The Company's sole responsibility is to its Client and this document does not exonerate parties to a transaction from exercising all their rights and obligations under the transaction documents. This document cannot be reproduced except in full, without prior written approval of the Company. Any unauthorized alteration, forgery or falsification of the content or appearance of this document is unlawful and offenders may be prosecuted to the fullest extent of the law. Unless otherwise stated the results shown in this test report refer only to the sample(s) tested and such sample(s) are retained for 30 days only.

Attention: To check the authenticity of testing /inspection report & certificate, please contact us at telephone: (86-755) 8307 1443, or email: CN.Doccheck@sgs.com

SGS-CSTC Standards Technical Services Co., Ltd.
Guangzhou Branch, EMC Laboratory

No.198, Kezhu Road, Science City, Economic & Technological Development Area, Guangzhou, Guangdong, China 510663
中国·广东·广州高新技术产业开发区科学城科珠路198号 邮编: 510663

t (86-20) 82155555 www.sgsgroup.com.cn
t (86-20) 82155555 sgs.china@sgs.com

6 Radio Spectrum Technical Requirement

6.1 Antenna Requirement

6.1.1 Test Requirement:

47 CFR Part 15, Subpart C 15.203

6.1.2 Conclusion

Standard Requirement:

An intentional radiator shall be designed to ensure that no antenna other than that furnished by the responsible party shall be used with the device. The use of an antenna that uses a unique coupling to the intentional radiator, the manufacturer may design the unit permanently attached antenna or of an so that a broken antenna can be replaced by the user, but the use of a standard antenna jack or electrical connector is prohibited.

EUT Antenna:

The antenna is integrated on the main PCB and no consideration of replacement. The best case gain of the Antenna 1, 2, 3 & 4: 3.73 dBi. The directional gain is: 9.75 dBi.

$$\text{Directional gain} = G_{\text{ANT}} + 10 \log (N_{\text{ANT}}) \text{ dBi}$$

Antenna location:

Refer to internal photo.

6.2 Transmission in the Absence of Data

6.2.1 Test Requirement:

47 CFR Part 15, Subpart E 15.407 (c)

6.2.2 Conclusion

Standard Requirement:

The device shall automatically discontinue transmission in case of either absence of information to transmit or operational failure. These provisions are not intended to preclude the transmission of control or signaling information or the use of repetitive codes used by certain digital technologies to complete frame or burst intervals.

Applicants shall include in their application for equipment authorization a description of how this requirement is met.

EUT Details:

WIFI chip support automatically discontinue transmission in case of either absence of information to transmit or operational failure, if the chip detect absence of information to transmit or operational failure, it will be automatically shut off.

7 Radio Spectrum Matter Test Results

7.1 Conducted Emissions at AC Power Line (150kHz-30MHz)

Test Requirement 47 CFR Part 15, Subpart C 15.207 & Subpart E 15.407 b(9)

Test Method: ANSI C63.10 (2013) Section 6.2

Limit:

Frequency of emission(MHz)	Conducted limit(dBμV)	
	Quasi-peak	Average
0.15-0.5	66 to 56*	56 to 46*
0.5-5	56	46
5-30	60	50

*Decreases with the logarithm of the frequency.

7.1.1 E.U.T. Operation

Operating Environment:

Temperature: 24.1 °C

Humidity: 52.8 % RH

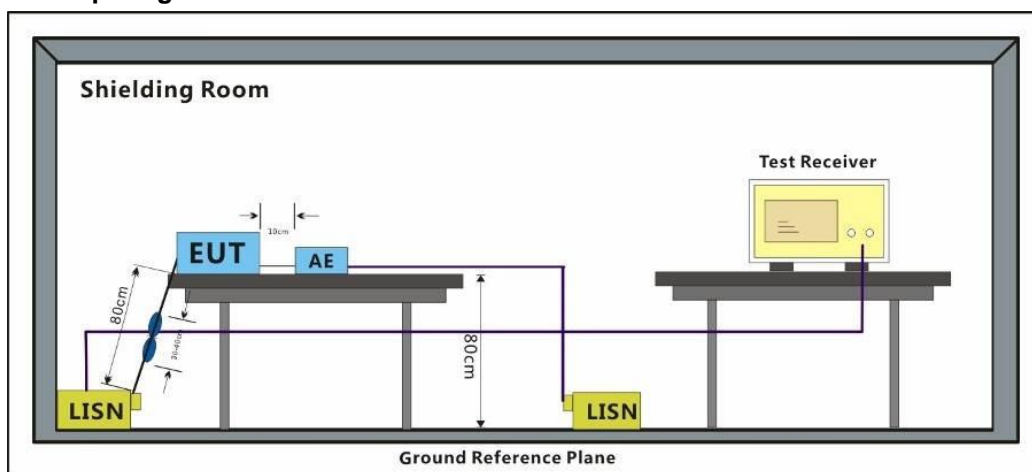
Atmospheric Pressure: 1013 mbar

7.1.2 Test Mode Description

Pre-scan / Mode
Final test Code Description

Final test 06 Operation(5G Wi-Fi):Keep the EUT communication with the companion device via 5G Wi-Fi.

7.1.3 Test Setup Diagram



Unless otherwise agreed in writing, this document is issued by the Company subject to its General Conditions of Service printed overleaf, available on request or accessible at <https://www.sgs.com/en/Terms-and-Conditions>. Attention is drawn to the limitation of liability, indemnification and jurisdiction issues defined therein. Any holder of this document is advised that information contained hereon reflects the Company's findings at the time of its intervention only and within the limits of Client's instructions, if any. The Company's sole responsibility is to its Client and this document does not exonerate parties to a transaction from exercising all their rights and obligations under the transaction documents. This document cannot be reproduced except in full, without prior written approval of the Company. Any unauthorized alteration, forgery or falsification of the content or appearance of this document is unlawful and offenders may be prosecuted to the fullest extent of the law. Unless otherwise stated the results shown in this test report refer only to the sample(s) tested and such sample(s) are retained for 30 days only.

Attention: To check the authenticity of testing / inspection report & certificate, please contact us at telephone: (86-755) 8307 1443, or email: CN.Doccheck@sgs.com

SGS-CSTC Standards Technical Services Co., Ltd.
Guangzhou Branch, Inspection & Testing Services

No.198, Kezhu Road, Science City, Economic & Technological Development Area, Guangzhou, Guangdong, China 510663
中国·广东·广州高新技术产业开发区科学城科珠路198号 邮编: 510663

t (86-20) 82155555 www.sgsgroup.com.cn
t (86-20) 82155555 sgs.china@sgs.com

7.1.4 Measurement Procedure and Data

- 1) The mains terminal disturbance voltage test was conducted in a shielded room.
- 2) The EUT was connected to AC power source through a LISN 1 (Line Impedance Stabilization Network) which provides a 50ohm/50μH + 5ohm linear impedance. The power cables of all other units of the EUT were connected to a second LISN 2, which was bonded to the ground reference plane in the same way as the LISN 1 for the unit being measured. A multiple socket outlet strip was used to connect multiple power cables to a single LISN provided the rating of the LISN was not exceeded.
- 3) The tabletop EUT was placed upon a non-metallic table 0.8m above the ground reference plane. And for floor-standing arrangement, the EUT was placed on the horizontal ground reference plane,
- 4) The test was performed with a vertical ground reference plane. The rear of the EUT shall be 0.4 m from the vertical ground reference plane. The vertical ground reference plane was bonded to the horizontal ground reference plane. The LISN 1 was placed 0.8 m from the boundary of the unit under test and bonded to a ground reference plane for LISNs mounted on top of the ground reference plane. This distance was between the closest points of the LISN 1 and the EUT. All other units of the EUT and associated equipment was at least 0.8 m from the LISN 2.
- 5) In order to find the maximum emission, the relative positions of equipment and all of the interface cables must be changed according to ANSI C63.10 on conducted measurement.

Remark: Level=Read Level+ Cable Loss+ LISN Factor



Unless otherwise agreed in writing, this document is issued by the Company subject to its General Conditions of Service printed overleaf, available on request or accessible at <https://www.sgs.com/en/Terms-and-Conditions>. Attention is drawn to the limitation of liability, indemnification and jurisdiction issues defined therein. Any holder of this document is advised that information contained hereon reflects the Company's findings at the time of its intervention only and within the limits of Client's instructions, if any. The Company's sole responsibility is to its Client and this document does not exonerate parties to a transaction from exercising all their rights and obligations under the transaction documents. This document cannot be reproduced except in full, without prior written approval of the Company. Any unauthorized alteration, forgery or falsification of the content or appearance of this document is unlawful and offenders may be prosecuted to the fullest extent of the law. Unless otherwise stated the results shown in this test report refer only to the sample(s) tested and such sample(s) are retained for 30 days only.

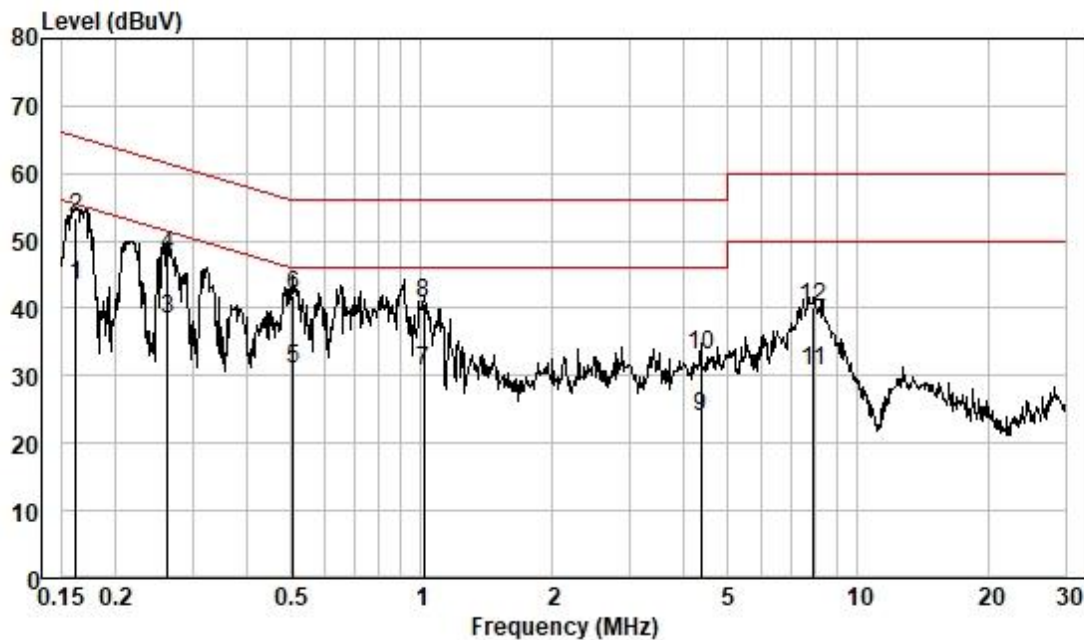
Attention: To check the authenticity of testing / inspection report & certificate, please contact us at telephone: (86-755) 8307 1443, or email: CN.Doccheck@sgs.com

SGS-CSTC Standards Technical Services Co., Ltd.
Guangzhou Branch (EMC) EEC Laboratory

No.198, Kezhu Road, Science City, Economic & Technological Development Area, Guangzhou, Guangdong, China 510663
中国·广东·广州高新技术产业开发区科学城科珠路198号 邮编: 510663

t (86-20) 82155555 www.sgsgroup.com.cn
t (86-20) 82155555 sgs.china@sgs.com

Test Mode: 06; Line: Live line

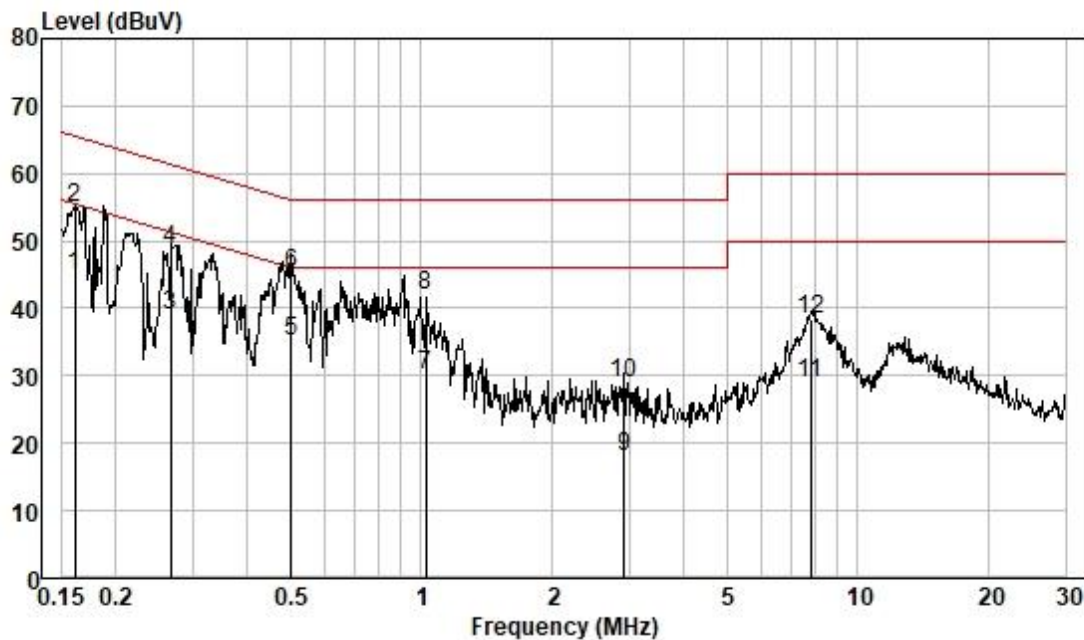


Pol : LINE
Mode :
Model :
Power :

	Frequency MHz	Read Level dBuV	Cable Loss dB	LISN Factor dB	Measured Level dBuV	Limit Line dBuV	Over Limit dB	Remark
1	0.162	33.84	0.04	9.55	43.43	55.38	-11.95	Average
2	0.162	43.94	0.04	9.55	53.53	65.38	-11.85	QP
3	0.263	28.62	0.04	9.58	38.24	51.34	-13.10	Average
4	0.263	38.08	0.04	9.58	47.70	61.34	-13.64	QP
5	0.510	21.51	0.05	9.58	31.14	46.00	-14.86	Average
6	0.510	32.36	0.05	9.58	41.99	56.00	-14.01	QP
7	1.016	21.13	0.07	9.54	30.74	46.00	-15.26	Average
8	1.016	31.09	0.07	9.54	40.70	56.00	-15.30	QP
9	4.361	14.06	0.18	9.63	23.87	46.00	-22.13	Average
10	4.361	23.28	0.18	9.63	33.09	56.00	-22.91	QP
11	7.935	20.82	0.23	9.68	30.73	50.00	-19.27	Average
12	7.935	30.15	0.23	9.68	40.06	60.00	-19.94	QP



Test Mode: 06; Line: Neutral Line



Pol : NEUTRAL
Mode :
Model :
Power :

	Frequency MHz	Read Level dBUV	Cable Loss dB	LISN Factor dB	Measured Level dBUV	Limit Line dBUV	Over Limit dB	Remark
1	0.161	35.24	0.04	9.53	44.81	55.43	-10.62	Average
2	0.161	45.37	0.04	9.53	54.94	65.43	-10.49	QP
3	0.267	29.30	0.04	9.53	38.87	51.20	-12.33	Average
4	0.267	39.28	0.04	9.53	48.85	61.20	-12.35	QP
5	0.505	25.49	0.05	9.58	35.12	46.00	-10.88	Average
6	0.505	35.65	0.05	9.58	45.28	56.00	-10.72	QP
7	1.027	20.39	0.07	9.56	30.02	46.00	-15.98	Average
8	1.027	32.31	0.07	9.56	41.94	56.00	-14.06	QP
9	2.915	8.40	0.15	9.56	18.11	46.00	-27.89	Average
10	2.915	19.08	0.15	9.56	28.79	56.00	-27.21	QP
11	7.810	19.07	0.23	9.69	28.99	50.00	-21.01	Average
12	7.810	28.57	0.23	9.69	38.49	60.00	-21.51	QP



7.2 Maximum Conducted output power

Test Requirement 47 CFR Part 15, Subpart E 15.407 (a)

Test Method: KDB 789033 D02 II E

Limit:

Frequency band(MHz)	Limit
5150-5250	≤1W(30dBm) for master device
	≤250mW(24dBm) for client device
5250-5350	≤250mW(24dBm) or 11dBm+10logB*
5470-5725	≤250mW(24dBm) or 11dBm+10logB*
5725-5850	≤1W(30dBm)
Remark: * Where B is the 26dB emission bandwidth in MHz. The maximum conducted output power must be measured over any interval of continuous transmission using instrumentation calibrated in terms of an rms-equivalent voltage.	

7.2.1 E.U.T. Operation

Operating Environment:

Temperature: 21.8 °C

Humidity: 59.7 % RH

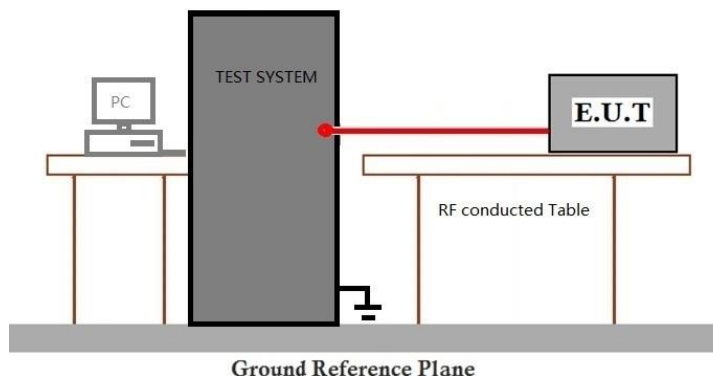
Atmospheric Pressure: 1013 mbar

7.2.2 Test Mode Description

Pre-scan / Final test	Mode Code	Description
Final test	01	TX mode (U-NII-1) _Keep the EUT in continuously transmitting mode with all modulation types. All data rates for each modulation type have been tested and found the data rate @ 6Mbps is the worst case of IEEE 802.11a; data rate @ MCS0 is the worst case of IEEE 802.11n/ac/ax 20/40/80/160, Only the data of worst case is recorded in the report.
Final test	02	TX mode (U-NII-2A) _Keep the EUT in continuously transmitting mode with all modulation types. All data rates for each modulation type have been tested and found the data rate @ 6Mbps is the worst case of IEEE 802.11a; data rate @ MCS0 is the worst case of IEEE 802.11n/ac/ax 20/40/80/160, Only the data of worst case is recorded in the report.
Final test	03	TX mode (U-NII-2C) _Keep the EUT in continuously transmitting mode with all modulation types. All data rates for each modulation type have been tested and found the data rate @ 6Mbps is the worst case of IEEE 802.11a; data rate @ MCS0 is the worst case of IEEE 802.11n/ac/ax 20/40/80/160, Only the data of worst case is recorded in the report.
Final test	04	TX mode (U-NII-3) _Keep the EUT in continuously transmitting mode with all modulation types. All data rates for each modulation type have been tested and found the data rate @ 6Mbps is the worst case of IEEE 802.11a; data rate @ MCS0 is the worst case of IEEE 802.11n/ac/ax 20/40/80/160, Only the data of worst case is recorded in the report.



7.2.3 Test Setup Diagram



7.2.4 Measurement Procedure and Data

Please Refer to Appendix - Test Data and Result for report GZCR241000116202

7.3 Radiated Emissions (Below 1GHz)

Test Requirement 47 CFR Part 15, Subpart C 15.209 & Subpart E 15.407(b)

Test Method: KDB 789033 D02 II G

Test Distance: 3m

Limit:

Frequency (MHz)	Field strength(microvolts/meter)	Measurement distance (meters)
0.009-0.490	2400/F(kHz)	300
0.490-1.705	24000/F(kHz)	30
1.705-30.0	30	30
30-88	100	3
88-216	150	3
216-960	200	3
960-1000	500	3

7.3.1 E.U.T. Operation

Operating Environment:

Temperature: 23.9 °C

Humidity: 57.5 % RH

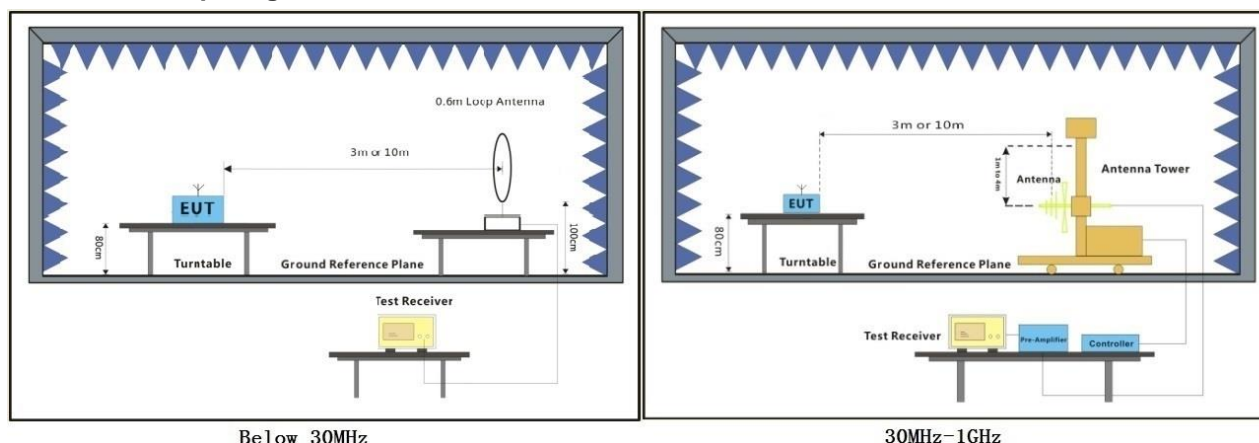
Atmospheric Pressure: 1013 mbar

7.3.2 Test Mode Description

Pre-scan / Mode Description
Final test Code

Final test 06 Operation(5G Wi-Fi):Keep the EUT communication with the companion device via 5G Wi-Fi.

7.3.3 Test Setup Diagram



Below 30MHz

30MHz-1GHz



Unless otherwise agreed in writing, this document is issued by the Company subject to its General Conditions of Service printed overleaf, available on request or accessible at <https://www.sgs.com/en/Terms-and-Conditions>. Attention is drawn to the limitation of liability, indemnification and jurisdiction issues defined therein. Any holder of this document is advised that information contained hereon reflects the Company's findings at the time of its intervention only and within the limits of Client's instructions, if any. The Company's sole responsibility is to its Client and this document does not exonerate parties to a transaction from exercising all their rights and obligations under the transaction documents. This document cannot be reproduced except in full, without prior written approval of the Company. Any unauthorized alteration, forgery or falsification of the content or appearance of this document is unlawful and offenders may be prosecuted to the fullest extent of the law. Unless otherwise stated the results shown in this test report refer only to the sample(s) tested and such sample(s) are retained for 30 days only.

Attention: To check the authenticity of testing / inspection report & certificate, please contact us at telephone: (86-755) 8307 1443, or email: CN.Doccheck@sgs.com

SGS-CSTC Standards Technical Services Co., Ltd.
Guangzhou Branch, Inspection & Testing Services

No.198, Kezhu Road, Science City, Economic & Technological Development Area, Guangzhou, Guangdong, China 510663
中国·广东·广州高新技术产业开发区科学城科珠路198号 邮编: 510663

t (86-20) 82155555 www.sgsgroup.com.cn
t (86-20) 82155555 sgs.china@sgs.com

7.3.4 Measurement Procedure and Data

- a. For below 1GHz, the EUT was placed on the top of a rotating table 0.8 meters above the ground at a 3 meter semi-anechoic chamber. The table was rotated 360 degrees to determine the position of the highest radiation.
- b. The EUT was set 3 or 10 meters away from the interference-receiving antenna, which was mounted on the top of a variable-height antenna tower.
- c. The antenna height is varied from one meter to four meters above the ground to determine the maximum value of the field strength. Both horizontal and vertical polarizations of the antenna are set to make the measurement.
- d. For each suspected emission, the EUT was arranged to its worst case and then the antenna was tuned to heights from 1 meter to 4 meters (for the test frequency of below 30MHz, the antenna was tuned to heights 1 meter) and the rotatable table was turned from 0 degrees to 360 degrees to find the maximum reading.
- e. The test-receiver system was set to Peak Detect Function and Specified Bandwidth with Maximum Hold Mode.
- f. If the emission level of the EUT in peak mode was 10dB lower than the limit specified, then testing could be stopped and the peak values of the EUT would be reported. Otherwise the emissions that did not have 10dB margin would be re-tested one by one using quasi-peak method as specified and then reported in a data sheet.
- g. Test the EUT in the lowest channel, the middle channel, the Highest channel.
- h. The radiation measurements are performed in X, Y, Z axis positioning for Transmitting mode, and found the X axis positioning which it is the worst case.
- i. Repeat above procedures until all frequencies measured was complete.

Remark:

1. Level= Read Level+ Cable Loss+ Antenna Factor- Preamp Factor
2. For emission below 1GHz, through the pre-scan found the worst case is the lowest channel of 802.11a. Only the worst case is recorded in the report.
3. Scan from 9kHz to 30MHz, the disturbance below 30MHz was very low. The points marked on above plots are the highest emissions could be found when testing, so only above points had been displayed. The amplitude of spurious emissions from the radiator which are attenuated more than 20dB below the limit need not be reported.
4. The disturbance below 1GHz was very low and the harmonics were the highest point could be found when testing, so only the above harmonics had been displayed.



Unless otherwise agreed in writing, this document is issued by the Company subject to its General Conditions of Service printed overleaf, available on request or accessible at <https://www.sgs.com/en/Terms-and-Conditions>. Attention is drawn to the limitation of liability, indemnification and jurisdiction issues defined therein. Any holder of this document is advised that information contained hereon reflects the Company's findings at the time of its intervention only and within the limits of Client's instructions, if any. The Company's sole responsibility is to its Client and this document does not exonerate parties to a transaction from exercising all their rights and obligations under the transaction documents. This document cannot be reproduced except in full, without prior written approval of the Company. Any unauthorized alteration, forgery or falsification of the content or appearance of this document is unlawful and offenders may be prosecuted to the fullest extent of the law. Unless otherwise stated the results shown in this test report refer only to the sample(s) tested and such sample(s) are retained for 30 days only.

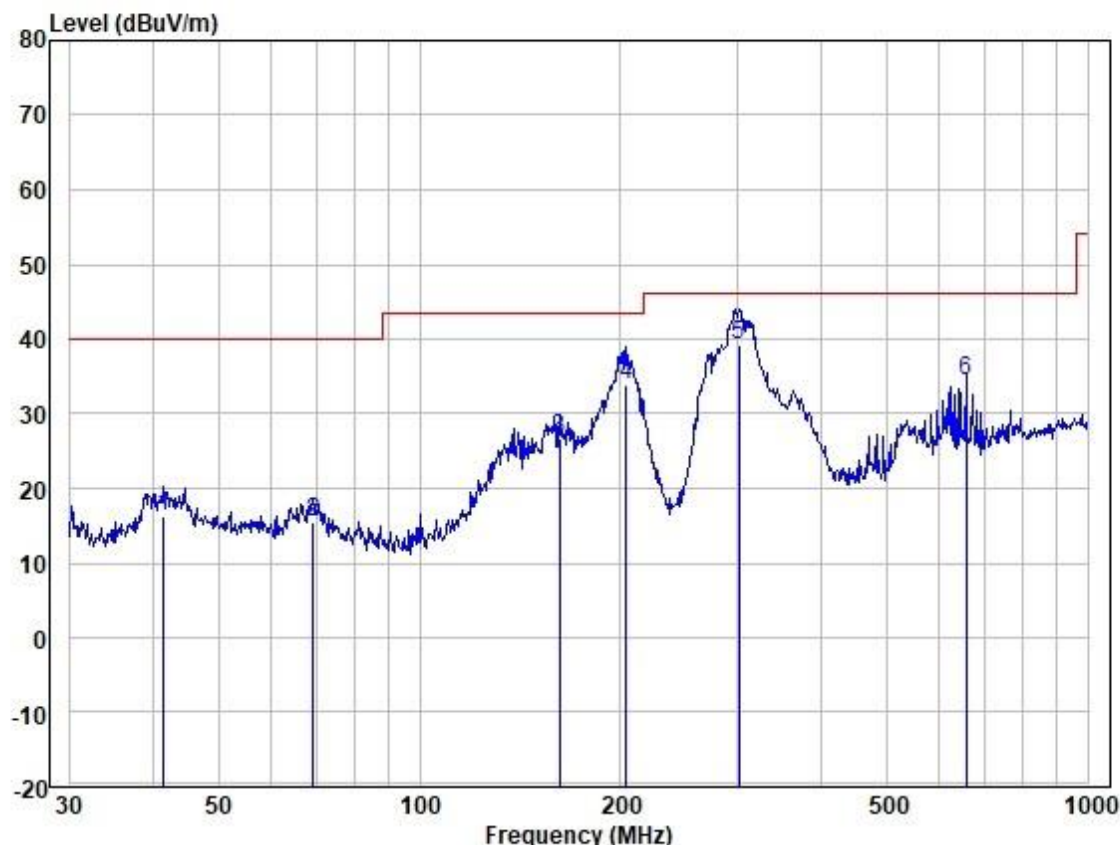
Attention: To check the authenticity of testing / inspection report & certificate, please contact us at telephone: (86-755) 8307 1443, or email: CN.Doccheck@sgs.com

SGS-CSTC Standards Technical Services Co., Ltd.
Guangzhou Branch (EMC) EEC Laboratory

No.198, Kezhu Road, Science City, Economic & Technological Development Area, Guangzhou, Guangdong, China 510663
中国·广东·广州高新技术产业开发区科学城科珠路198号 邮编: 510663

t (86-20) 82155555 www.sgsgroup.com.cn
t (86-20) 82155555 sgs.china@sgs.com

Test Mode: 06; Polarity: Horizontal

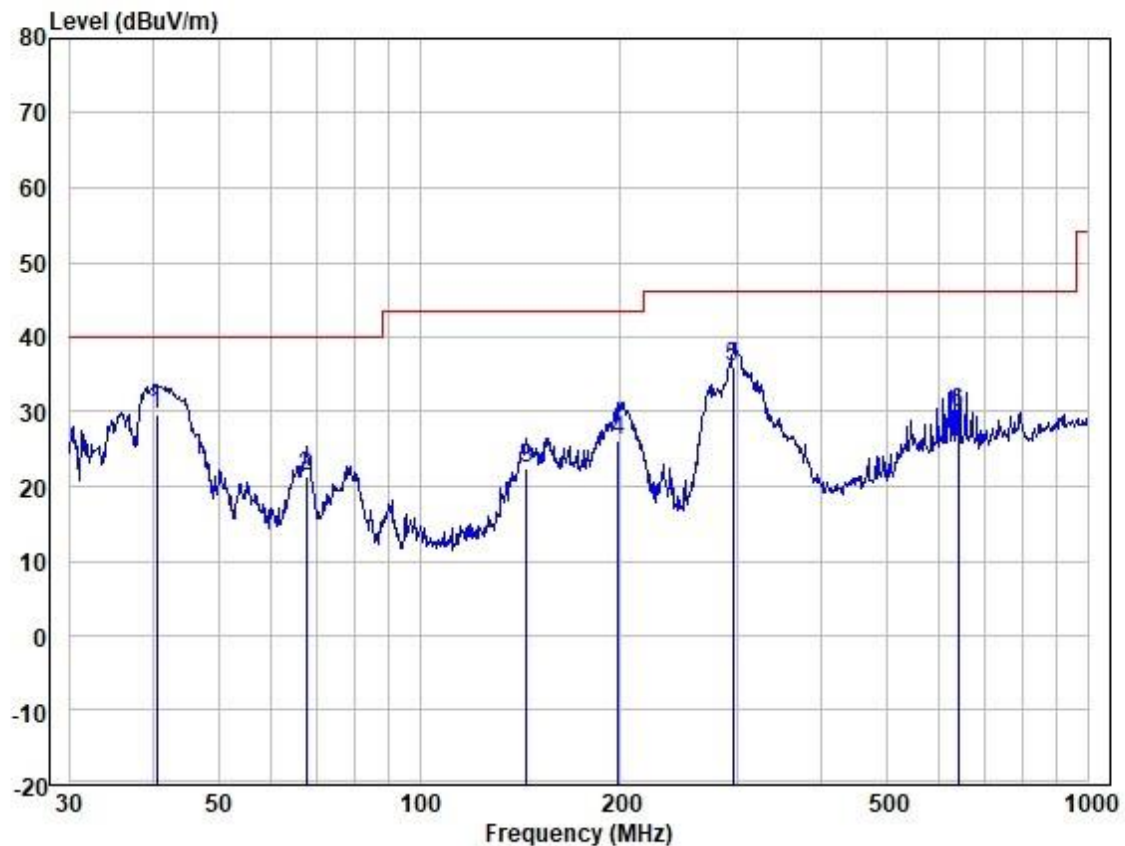


Site : 966 Chamber
Job :
Model :
Power :
Test Mode :

	Freq	Read Level	Antenna Factor	Cable Loss	Preamplifier Factor	Measured Level	Limit Line	Over Limit	Pol/Phase	Remark
	MHz	dBuV	dB/m	dB	dB	dBuV/m	dBuV/m	dB		
1	41.422	29.50	19.23	0.35	32.87	16.21	40.00	-23.79	HORIZONTAL	QP
2	69.357	30.53	17.22	0.46	32.86	15.35	40.00	-24.65	HORIZONTAL	QP
3	162.041	39.63	19.15	0.70	32.83	26.65	43.50	-16.85	HORIZONTAL	QP
4	204.238	50.23	15.73	0.79	32.84	33.91	43.50	-9.59	HORIZONTAL	QP
5	300.591	51.73	19.26	0.98	32.88	39.09	46.00	-6.91	HORIZONTAL	QP
6	656.530	39.00	26.62	1.50	32.66	34.46	46.00	-11.54	HORIZONTAL	QP



Test Mode: 06; Polarity: Vertical



Site : 966 Chamber
Job :
Model :
Power :
Test Mode :

	Freq	Read Level	Antenna Factor	Cable Loss	Preamplifier Factor	Measured Level	Limit Line	Over Limit	Pol/Phase	Remark
	MHz	dBuV	dB/m	dB	dB	dBuV/m	dBuV/m	dB		
1	40.417	42.99	19.16	0.35	32.87	29.63	40.00	-10.37	VERTICAL	QP
2	67.675	36.36	17.52	0.45	32.86	21.47	40.00	-18.53	VERTICAL	QP
3	144.842	35.80	18.80	0.65	32.82	22.43	43.50	-21.07	VERTICAL	QP
4	198.588	42.39	15.81	0.79	32.84	26.15	43.50	-17.35	VERTICAL	QP
5	294.114	48.68	19.14	0.97	32.88	35.91	46.00	-10.09	VERTICAL	QP
6	640.611	34.68	26.56	1.47	32.77	29.94	46.00	-16.06	VERTICAL	QP



7.4 Radiated Emissions (Above 1GHz)

Test Requirement 47 CFR Part 15, Subpart C 15.209 & Subpart E 15.407(b)

Test Method: KDB 789033 D02 II G

Limit:

Frequency(MHz)	Field strength(microvolts/meter)	Measurement distance(meters)
Above 1GHz	500	3
<p>*(1) For transmitters operating in the 5.15-5.25 GHz band: All emissions outside of the 5.15-5.35 GHz band shall not exceed an e.i.r.p. of -27 dBm/MHz.</p> <p>(2) For transmitters operating in the 5.25-5.35 GHz band: All emissions outside of the 5.15-5.35 GHz band shall not exceed an e.i.r.p. of -27 dBm/MHz.</p> <p>(3) For transmitters operating in the 5.47-5.725 GHz band: All emissions outside of the 5.47-5.725 GHz band shall not exceed an e.i.r.p. of -27 dBm/MHz.</p> <p>(4) For transmitters operating in the 5.725-5.85 GHz band:</p> <p>(i) All emissions shall be limited to a level of -27 dBm/MHz at 75 MHz or more above or below the band edge increasing linearly to 10 dBm/MHz at 25 MHz above or below the band edge, and from 25 MHz above or below the band edge increasing linearly to a level of 15.6 dBm/MHz at 5 MHz above or below the band edge, and from 5 MHz above or below the band edge increasing linearly to a level of 27 dBm/MHz at the band edge.</p> <p>Remark: The emission limits shown in the above table are based on measurements employing a CISPR quasi-peak detector except for the frequency bands 9-90kHz, 110-490kHz and above 1000 MHz. Radiated emission limits in these three bands are based on measurements employing an average detector, the peak field strength of any emission shall not exceed the maximum permitted average limits specified above by more than 20 dB under any condition of modulation.</p>		

7.4.1 E.U.T. Operation

Operating Environment:

Temperature: 24.8 °C

Humidity: 54.8 % RH

Atmospheric Pressure: 1013 mbar



Unless otherwise agreed in writing, this document is issued by the Company subject to its General Conditions of Service printed overleaf, available on request or accessible at <https://www.sgs.com/en/Terms-and-Conditions>. Attention is drawn to the limitation of liability, indemnification and jurisdiction issues defined therein. Any holder of this document is advised that information contained hereon reflects the Company's findings at the time of its intervention only and within the limits of Client's instructions, if any. The Company's sole responsibility is to its Client and this document does not exonerate parties to a transaction from exercising all their rights and obligations under the transaction documents. This document cannot be reproduced except in full, without prior written approval of the Company. Any unauthorized alteration, forgery or falsification of the content or appearance of this document is unlawful and offenders may be prosecuted to the fullest extent of the law. Unless otherwise stated the results shown in this test report refer only to the sample(s) tested and such sample(s) are retained for 30 days only.

Attention: To check the authenticity of testing / inspection report & certificate, please contact us at telephone: (86-755) 8307 1443, or email: CN.Doccheck@sgs.com

SGS-CSTC Standards Technical Services Co., Ltd.
Guangzhou Branch (CMAA, CNAS, EEC Laboratory)

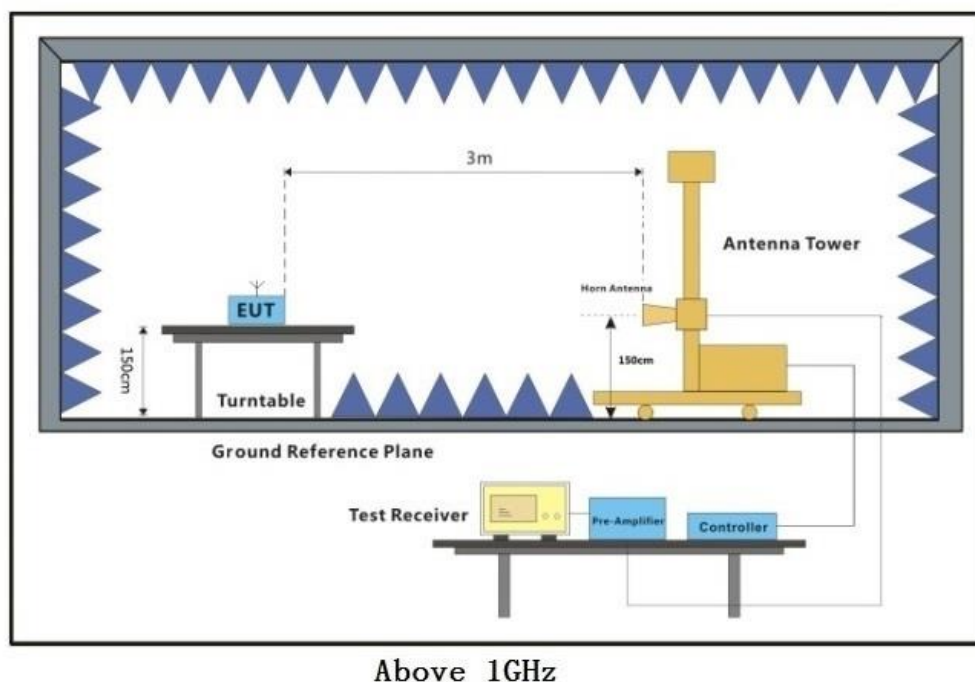
No.198, Kezhu Road, Science City, Economic & Technological Development Area, Guangzhou, Guangdong, China 510663
中国·广东·广州高新技术产业开发区科学城科珠路198号 邮编: 510663

t (86-20) 82155555 www.sgs.com.cn
t (86-20) 82155555 sgs.china@sgs.com

7.4.2 Test Mode Description

Pre-scan / Final test	Mode Code	Description
Final test	01	TX mode (U-NII-1) _Keep the EUT in continuously transmitting mode with all modulation types. All data rates for each modulation type have been tested and found the data rate @ 6Mbps is the worst case of IEEE 802.11a; data rate @ MCS0 is the worst case of IEEE 802.11n/ac/ax 20/40/80/160, Only the data of worst case is recorded in the report.
Final test	02	TX mode (U-NII-2A) _Keep the EUT in continuously transmitting mode with all modulation types. All data rates for each modulation type have been tested and found the data rate @ 6Mbps is the worst case of IEEE 802.11a; data rate @ MCS0 is the worst case of IEEE 802.11n/ac/ax 20/40/80/160, Only the data of worst case is recorded in the report.
Final test	03	TX mode (U-NII-2C) _Keep the EUT in continuously transmitting mode with all modulation types. All data rates for each modulation type have been tested and found the data rate @ 6Mbps is the worst case of IEEE 802.11a; data rate @ MCS0 is the worst case of IEEE 802.11n/ac/ax 20/40/80/160, Only the data of worst case is recorded in the report.
Final test	04	TX mode (U-NII-3) _Keep the EUT in continuously transmitting mode with all modulation types. All data rates for each modulation type have been tested and found the data rate @ 6Mbps is the worst case of IEEE 802.11a; data rate @ MCS0 is the worst case of IEEE 802.11n/ac/ax 20/40/80/160, Only the data of worst case is recorded in the report.

7.4.3 Test Setup Diagram



7.4.4 Measurement Procedure and Data

- a. For above 1GHz, the EUT was placed on the top of a rotating table 1.5 meters above the ground at a 3 meter fully-anechoic chamber. The table was rotated 360 degrees to determine the position of the highest radiation.
- b. The EUT was set 3 meters away from the interference-receiving antenna, which was mounted on the top of a variable-height antenna tower.
- c. The antenna height is varied from one meter to four meters above the ground to determine the maximum value of the field strength. Both horizontal and vertical polarizations of the antenna are set to make the measurement.
- d. For each suspected emission, the EUT was arranged to its worst case and then the antenna was tuned to heights from 1 meter to 4 meters (for the test frequency of below 30MHz, the antenna was tuned to heights 1 meter) and the rotatable table was turned from 0 degrees to 360 degrees to find the maximum reading.
- e. The test-receiver system was set to Peak Detect Function and Specified Bandwidth with Maximum Hold Mode.
- f. If the emission level of the EUT in peak mode was 10dB lower than the limit specified, then testing could be stopped and the peak values of the EUT would be reported. Otherwise the emissions that did not have 10dB margin would be re-tested one by one using peak or average method as specified and then reported in a data sheet.
- g. Test the EUT in the lowest channel, the middle channel, the Highest channel.
- h. The radiation measurements are performed in X, Y, Z axis positioning for Transmitting mode, and found the X axis positioning which it is the worst case.
- i. Repeat above procedures until all frequencies measured was complete.

Remark:

1. Level= Read Level+ Cable Loss+ Antenna Factor- Preamp Factor
2. Scan from 18GHz to 40GHz, the disturbance above 18GHz was very low. The points marked on above plots are the highest emissions could be found when testing, so only above points had been displayed. The amplitude of spurious emissions from the radiator which are attenuated more than 20dB below the limit need not be reported.
3. As shown in this section, for frequencies above 1GHz, the field strength limits are based on average limits. However, the peak field strength of any emission shall not exceed the maximum permitted average limits specified above by more than 20 dB under any condition of modulation. For the emissions whose peak level is lower than the average limit, only the peak measurement is shown in the report.
4. The disturbance above 18GHz were very low and the harmonics were the highest point could be found when testing, so only the above harmonics had been displayed.
5. For devices with multiple operating modes, measurements on the middle channel is used to determine the worst-case mode(s). Only the worst case mode with the highest output power and the mode with the highest output power spectral density for each modulation family (e.g., OFDM and direct sequence spread spectrum) is recorded in the test report.



Unless otherwise agreed in writing, this document is issued by the Company subject to its General Conditions of Service printed overleaf, available on request or accessible at <https://www.sgs.com/en/Terms-and-Conditions>. Attention is drawn to the limitation of liability, indemnification and jurisdiction issues defined therein. Any holder of this document is advised that information contained hereon reflects the Company's findings at the time of its intervention only and within the limits of Client's instructions, if any. The Company's sole responsibility is to its Client and this document does not exonerate parties to a transaction from exercising all their rights and obligations under the transaction documents. This document cannot be reproduced except in full, without prior written approval of the Company. Any unauthorized alteration, forgery or falsification of the content or appearance of this document is unlawful and offenders may be prosecuted to the fullest extent of the law. Unless otherwise stated the results shown in this test report refer only to the sample(s) tested and such sample(s) are retained for 30 days only.

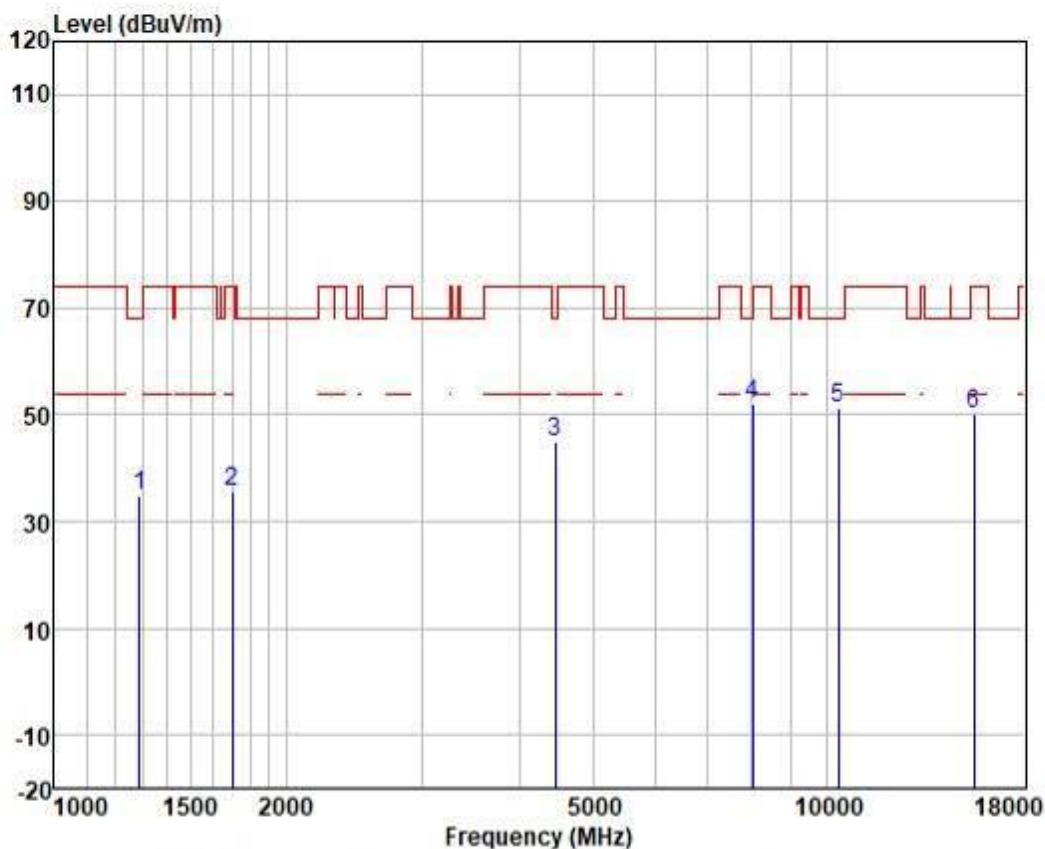
Attention: To check the authenticity of testing / inspection report & certificate, please contact us at telephone: (86-755) 8307 1443, or email: CN.Doccheck@sgs.com

SGS-CSTC Standards Technical Services Co., Ltd.
Guangzhou Branch (EMC) EEC Laboratory

No.198, Kezhu Road, Science City, Economic & Technological Development Area, Guangzhou, Guangdong, China 510663
中国·广东·广州高新技术产业开发区科学城科珠路198号 邮编: 510663

t (86-20) 82155555 www.sgsgroup.com.cn
t (86-20) 82155555 sgs.china@sgs.com

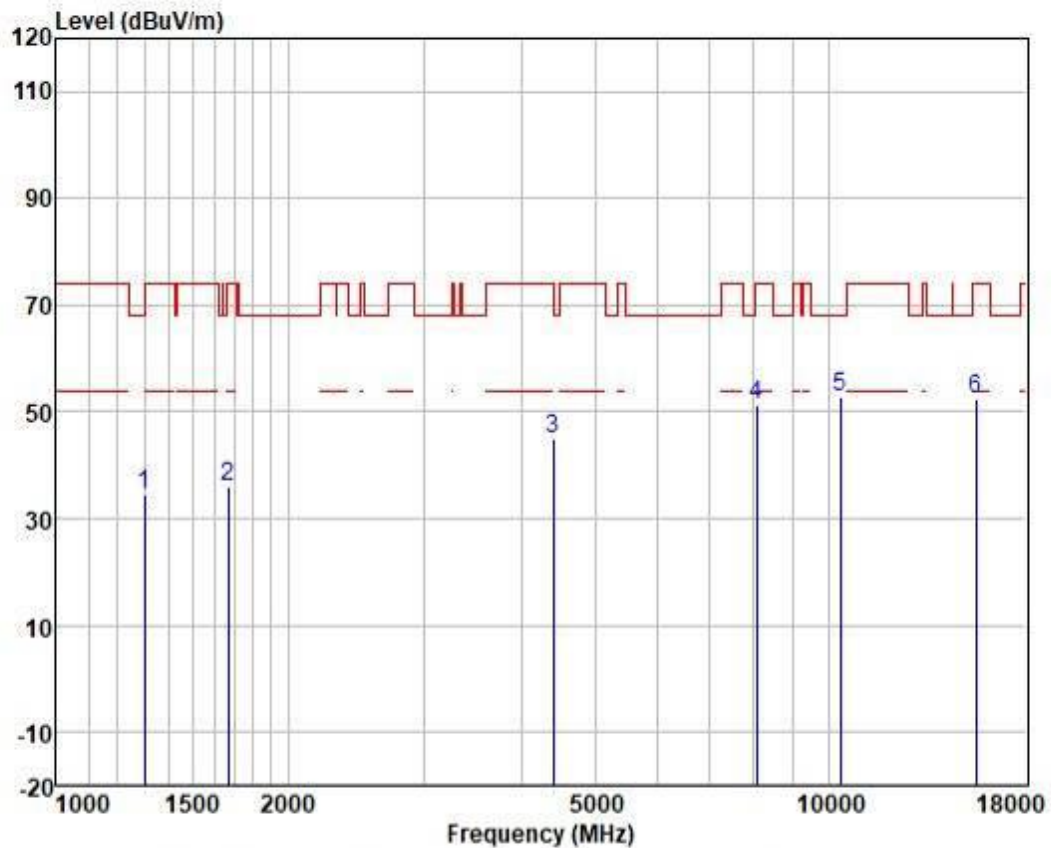
Test Mode: 01; Polarity: Vertical; Modulation:802.11a; Bandwidth:20MHz; Channel:Low



	Freq	ReadAntenna	Cable	Preamp		Limit	Over			
		Level	Factor	Loss	Factor	Level	Line	Limit	Pol/Phase	Remark
	MHz	dBuV	dB/m	dB	dB	dBuV/m	dBuV/m	dB		
1	1289.627	47.04	23.92	2.58	38.60	34.94	68.20	-33.26	VERTICAL	peak
2	1702.042	45.77	25.15	2.85	38.03	35.74	74.00	-38.26	VERTICAL	peak
3	4456.315	43.96	34.00	4.61	37.45	45.12	68.20	-23.08	VERTICAL	peak
4	8036.214	45.93	37.09	6.22	37.20	52.04	74.00	-21.96	VERTICAL	peak
5	10360.000	41.49	39.64	7.25	37.08	51.30	68.20	-16.90	VERTICAL	peak
6	15540.000	39.24	38.33	9.26	36.49	50.34	74.00	-23.66	VERTICAL	peak



Test Mode: 01; Polarity: Horizontal; Modulation:802.11a; Bandwidth:20MHz; Channel:Low



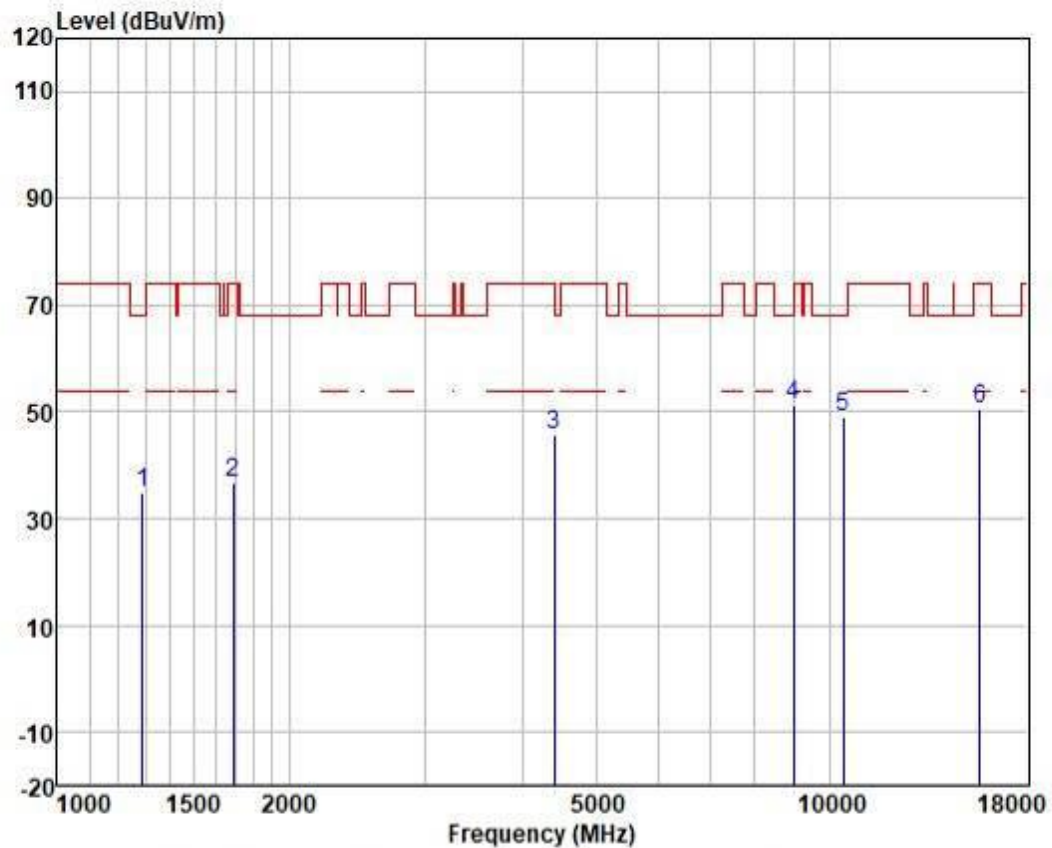
	Freq	ReadAntenna	Cable	Preamp		Limit	Over		
	MHz	Level	Factor	Loss	Factor	Level	Line	Limit	Pol/Phase
	MHz	dBuV	dB/m	dB	dB	dBuV/m	dBuV/m	dB	
1	1300.858	46.67	23.97	2.59	38.58	34.65	74.00	-39.35	HORIZONTAL peak
2	1672.779	46.25	24.98	2.82	38.05	36.00	74.00	-38.00	HORIZONTAL peak
3	4405.090	44.05	33.74	4.61	37.46	44.94	68.20	-23.26	HORIZONTAL peak
4	8082.804	45.32	37.04	6.24	37.20	51.40	74.00	-22.60	HORIZONTAL peak
5	10360.000	42.95	39.64	7.25	37.08	52.76	68.20	-15.44	HORIZONTAL peak
6	15540.000	41.30	38.33	9.26	36.49	52.40	74.00	-21.60	HORIZONTAL peak



Unless otherwise agreed in writing, this document is issued by the Company subject to its General Conditions of Service printed overleaf, available on request or accessible at <https://www.sgs.com/en/Terms-and-Conditions>. Attention is drawn to the limitation of liability, indemnification and jurisdiction issues defined therein. Any holder of this document is advised that information contained hereon reflects the Company's findings at the time of its intervention only and within the limits of Client's instructions, if any. The Company's sole responsibility is to its Client and this document does not exonerate parties to a transaction from exercising all their rights and obligations under the transaction documents. This document cannot be reproduced except in full, without prior written approval of the Company. Any unauthorized alteration, forgery or falsification of the content or appearance of this document is unlawful and offenders may be prosecuted to the fullest extent of the law. Unless otherwise stated the results shown in this test report refer only to the sample(s) tested and such sample(s) are retained for 30 days only.

Attention: To check the authenticity of testing /inspection report & certificate, please contact us at telephone: (86-755) 8307 1443, or email: CN.Doccheck@sgs.com

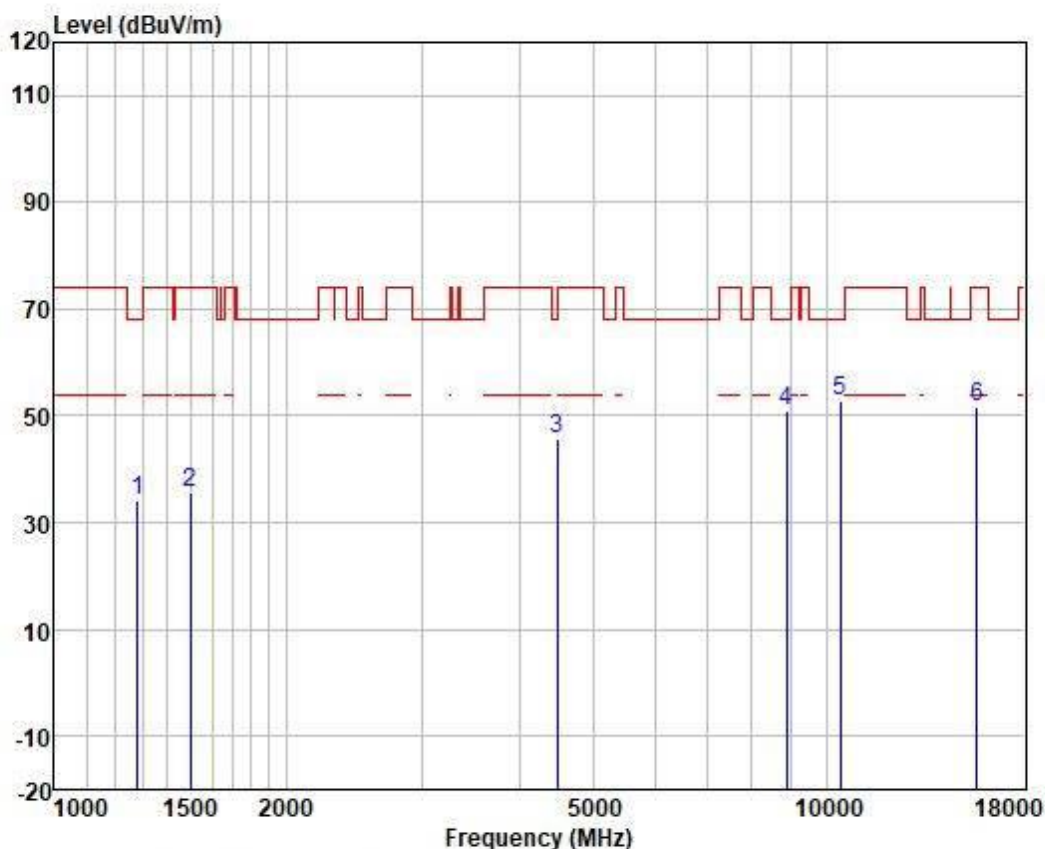
Test Mode: 01; Polarity: Vertical; Modulation:802.11a; Bandwidth:20MHz; Channel:middle



	Freq	ReadAntenna Level Factor	Cable Loss	Preamp Factor	Level	Limit Line	Over Limit	Pol/Phase	Remark
	MHz	dBuV	dB/m	dB	dB	dBuV/m	dBuV/m	dB	
1	1289.627	47.03	23.92	2.58	38.60	34.93	68.20	-33.27	VERTICAL peak
2	1692.231	46.86	25.09	2.84	38.03	36.76	74.00	-37.24	VERTICAL peak
3	4405.090	45.00	33.74	4.61	37.46	45.89	68.20	-22.31	VERTICAL peak
4	8995.123	44.28	37.59	6.57	37.15	51.29	68.20	-16.91	VERTICAL peak
5	10440.000	39.15	39.79	7.26	37.08	49.12	68.20	-19.08	VERTICAL peak
6	15660.000	39.66	38.01	9.34	36.49	50.52	74.00	-23.48	VERTICAL peak



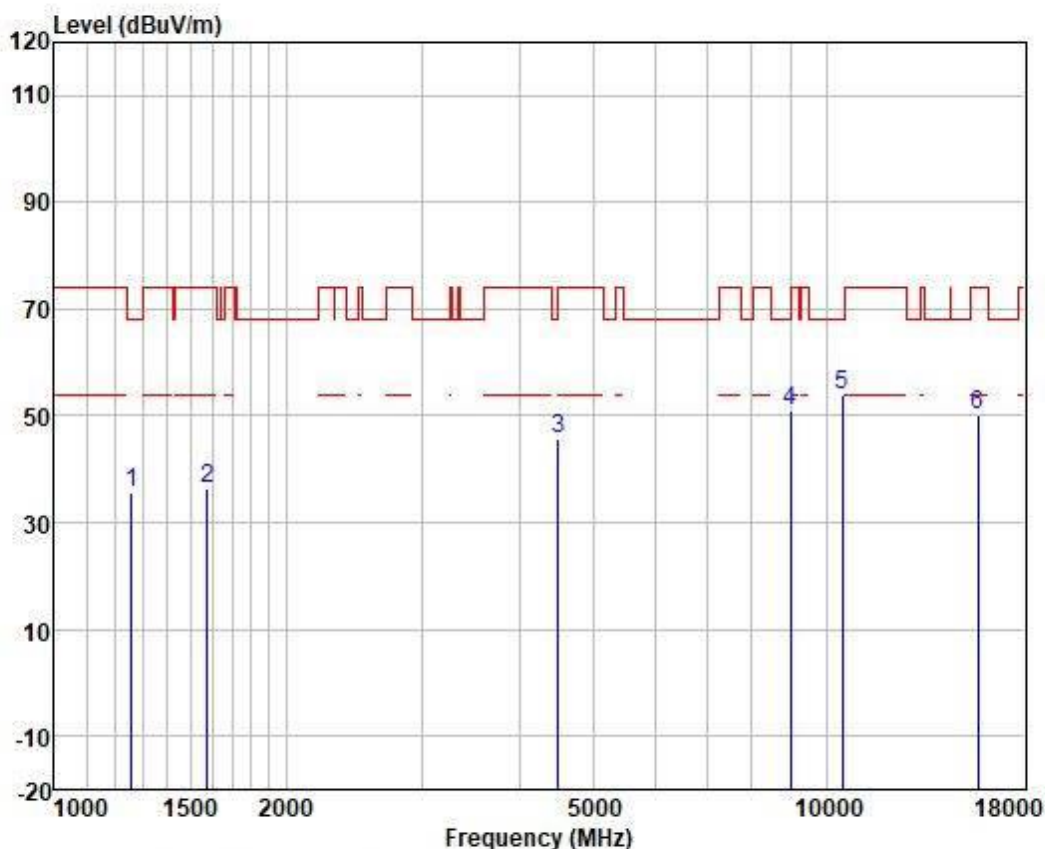
Test Mode: 01; Polarity: Horizontal; Modulation:802.11a; Bandwidth:20MHz; Channel:middle



	Freq	ReadAntenna	Cable	Preamp	Level	Limit	Over	Pol/Phase	Remark
	MHz	Level	Factor	Loss	Factor	Line	Limit		
		dBuV	dB/m	dB	dB	dBuV/m	dBuV/m	dB	
1	1282.193	46.22	23.89	2.57	38.60	34.08	68.20	-34.12	HORIZONTAL peak
2	1498.781	46.87	24.43	2.70	38.33	35.67	74.00	-38.33	HORIZONTAL peak
3	4482.150	44.28	34.12	4.62	37.44	45.58	68.20	-22.62	HORIZONTAL peak
4	8891.725	44.26	37.41	6.55	37.16	51.06	68.20	-17.14	HORIZONTAL peak
5	10440.000	42.69	39.79	7.26	37.08	52.66	68.20	-15.54	HORIZONTAL peak
6	15660.000	40.77	38.01	9.34	36.49	51.63	74.00	-22.37	HORIZONTAL peak



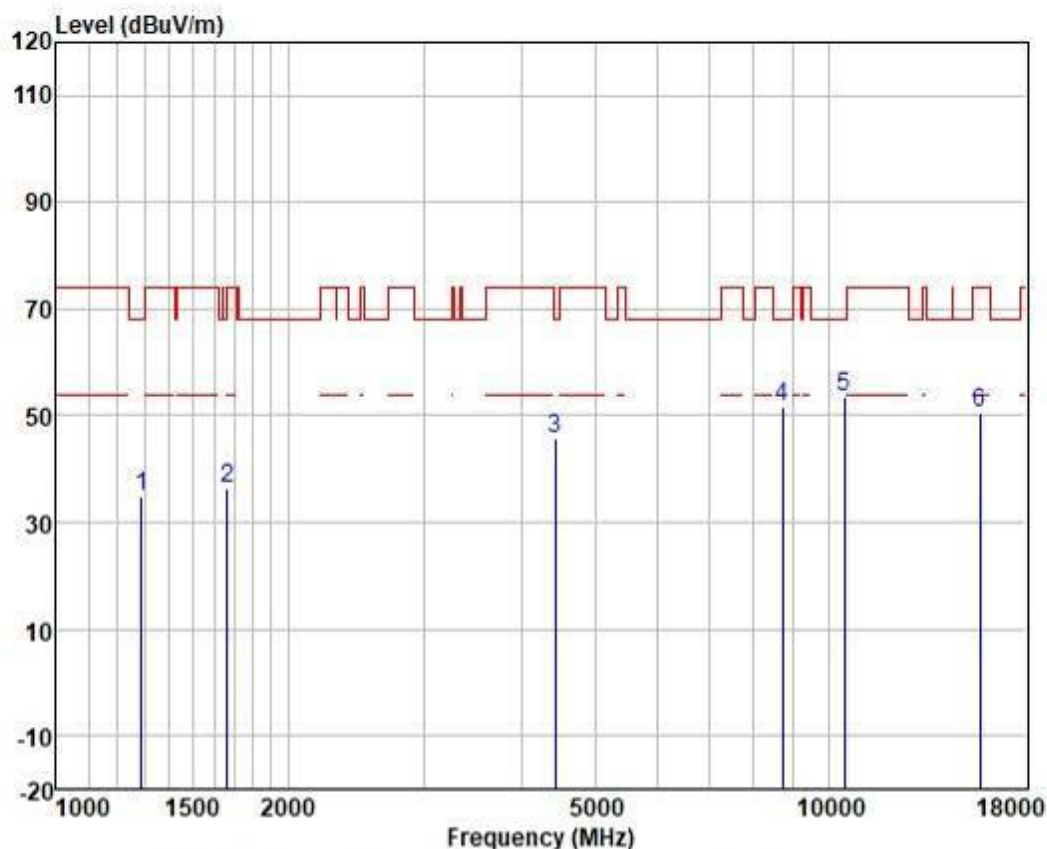
Test Mode: 01; Polarity: Vertical; Modulation:802.11a; Bandwidth:20MHz; Channel:High



	Freq	ReadAntenna	Cable	Preamp	Level	Limit	Over	Pol/Phase	Remark
	MHz	Level	Factor	Loss	Factor	Line	Limit		
		dBuV	dB/m	dB	dB	dBuV/m	dBuV/m	dB	
1	1260.149	48.01	23.76	2.54	38.63	35.68	68.20	-32.52	VERTICAL peak
2	1578.822	47.33	24.62	2.74	38.18	36.51	74.00	-37.49	VERTICAL peak
3	4495.125	44.18	34.17	4.62	37.44	45.53	68.20	-22.67	VERTICAL peak
4	8995.123	43.91	37.59	6.57	37.15	50.92	68.20	-17.28	VERTICAL peak
5	10480.000	43.83	39.84	7.26	37.07	53.86	68.20	-14.34	VERTICAL peak
6	15720.000	39.41	37.89	9.38	36.49	50.19	74.00	-23.81	VERTICAL peak



Test Mode: 01; Polarity: Horizontal; Modulation:802.11a; Bandwidth:20MHz; Channel:High



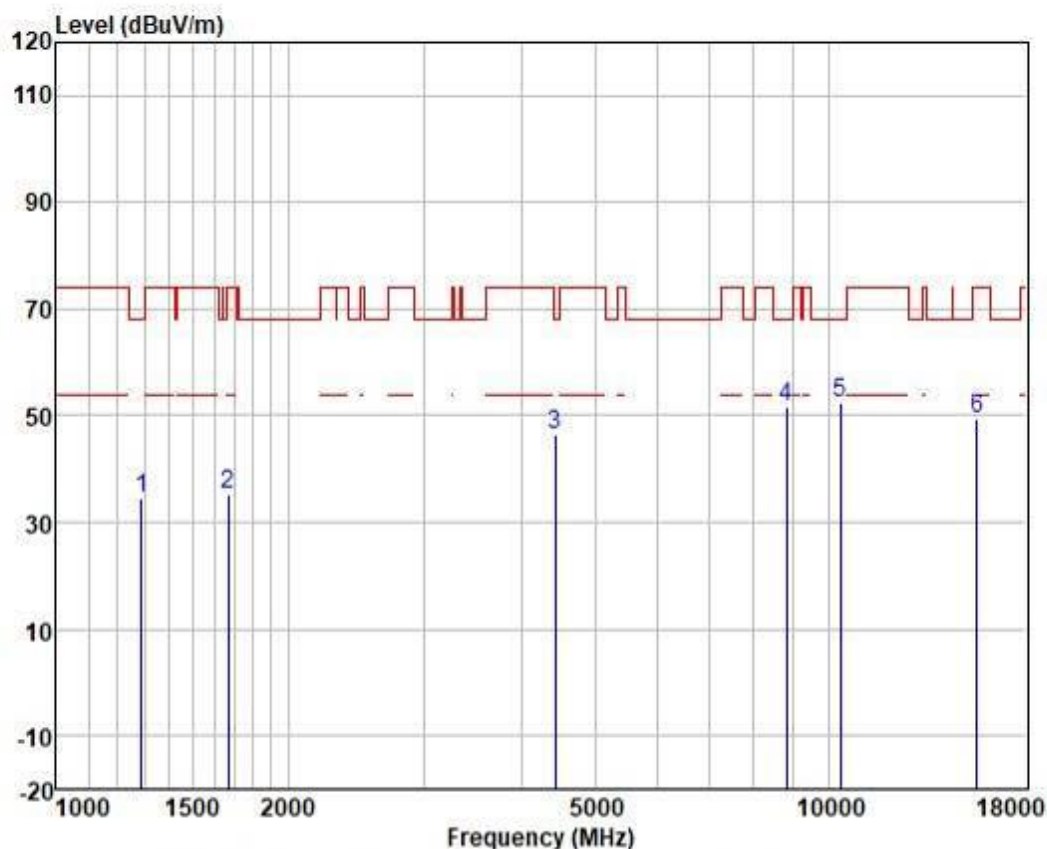
	Freq	ReadAntenna	Cable	Preamp		Limit	Over		
	MHz	Level	Factor	Loss	Factor	Level	Line	Limit	Pol/Phase
	MHz	dBuV	dB/m	dB	dB	dBuV/m	dBuV/m	dB	Remark
1	1289.627	47.04	23.92	2.58	38.60	34.94	68.20	-33.26	HORIZONTAL peak
2	1663.137	46.63	24.93	2.81	38.06	36.31	74.00	-37.69	HORIZONTAL peak
3	4430.628	44.74	33.87	4.61	37.45	45.77	68.20	-22.43	HORIZONTAL peak
4	8713.630	45.50	36.95	6.51	37.17	51.79	68.20	-16.41	HORIZONTAL peak
5	10480.000	43.36	39.84	7.26	37.07	53.39	68.20	-14.81	HORIZONTAL peak
6	15720.000	39.60	37.89	9.38	36.49	50.38	74.00	-23.62	HORIZONTAL peak



Unless otherwise agreed in writing, this document is issued by the Company subject to its General Conditions of Service printed overleaf, available on request or accessible at <https://www.sgs.com/en/Terms-and-Conditions>. Attention is drawn to the limitation of liability, indemnification and jurisdiction issues defined therein. Any holder of this document is advised that information contained hereon reflects the Company's findings at the time of its intervention only and within the limits of Client's instructions, if any. The Company's sole responsibility is to its Client and this document does not exonerate parties to a transaction from exercising all their rights and obligations under the transaction documents. This document cannot be reproduced except in full, without prior written approval of the Company. Any unauthorized alteration, forgery or falsification of the content or appearance of this document is unlawful and offenders may be prosecuted to the fullest extent of the law. Unless otherwise stated the results shown in this test report refer only to the sample(s) tested and such sample(s) are retained for 30 days only.

Attention: To check the authenticity of testing /inspection report & certificate, please contact us at telephone: (86-755) 8307 1443, or email: CN.Doccheck@sgs.com

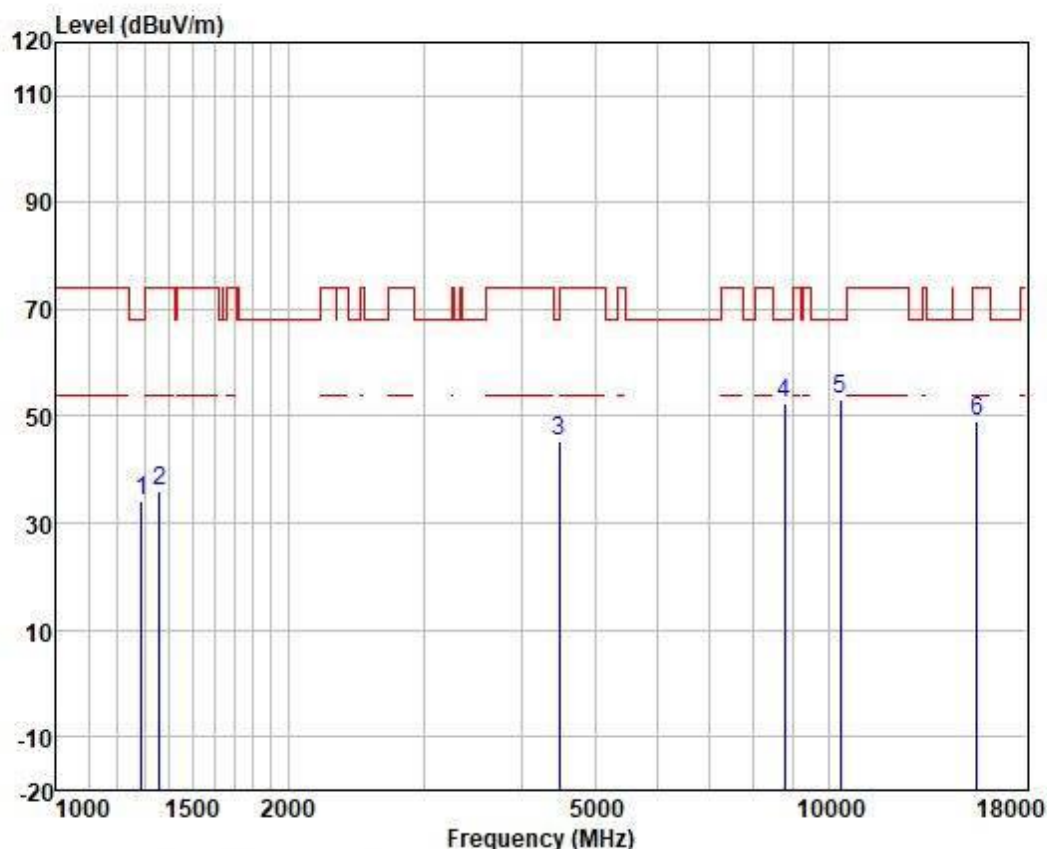
Test Mode: 01; Polarity: Vertical; Modulation:802.11n; Bandwidth:40MHz; Channel:Low



	Freq	ReadAntenna	Cable	Preamp		Limit	Over		
	MHz	Level	Loss	Factor	Level	Line	Limit	Pol/Phase	Remark
	MHz	dBuV	dB/m	dB	dB	dBuV/m	dBuV/m	dB	
1	1289.627	46.72	23.92	2.58	38.60	34.62	68.20	-33.58	VERTICAL peak
2	1672.779	45.45	24.98	2.82	38.05	35.20	74.00	-38.80	VERTICAL peak
3	4430.628	45.33	33.87	4.61	37.45	46.36	68.20	-21.84	VERTICAL peak
4	8840.473	45.18	37.30	6.54	37.17	51.85	68.20	-16.35	VERTICAL peak
5	10380.000	42.73	39.69	7.25	37.08	52.59	68.20	-15.61	VERTICAL peak
6	15570.000	38.37	38.23	9.29	36.49	49.40	74.00	-24.60	VERTICAL peak



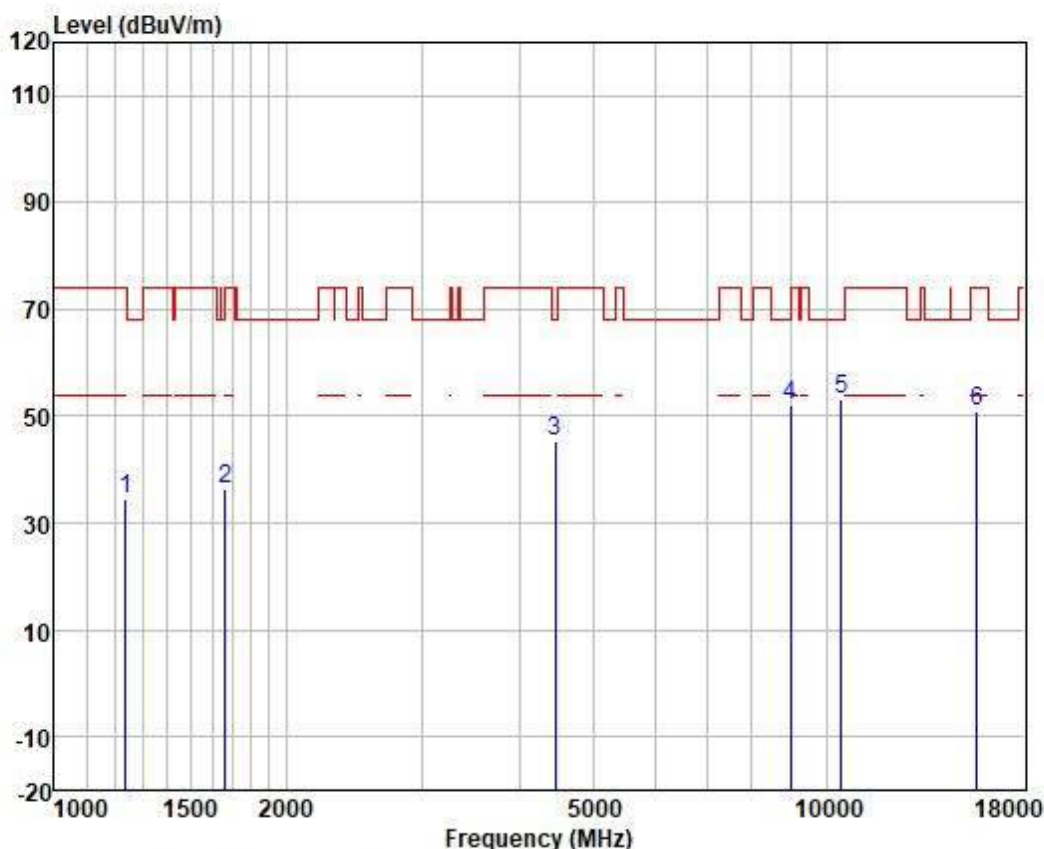
Test Mode: 01; Polarity: Horizontal; Modulation:802.11n; Bandwidth:40MHz; Channel:Low



		ReadAntenna		Cable	Preamp		Limit	Over		
	Freq	Level	Factor	Loss	Factor	Level	Line	Limit	Pol/Phase	Remark
	MHz	dBuV	dB/m	dB	dB	dBuV/m	dBuV/m	dB		
1	1289.627	46.22	23.92	2.58	38.60	34.12	68.20	-34.08	HORIZONTAL	peak
2	1358.498	47.86	24.16	2.63	38.53	36.12	74.00	-37.88	HORIZONTAL	peak
3	4482.150	44.11	34.12	4.62	37.44	45.41	68.20	-22.79	HORIZONTAL	peak
4	8789.516	45.75	37.17	6.53	37.17	52.28	68.20	-15.92	HORIZONTAL	peak
5	10380.000	43.44	39.69	7.25	37.08	53.30	68.20	-14.90	HORIZONTAL	peak
6	15570.000	38.08	38.23	9.29	36.49	49.11	74.00	-24.89	HORIZONTAL	peak



Test Mode: 01; Polarity: Vertical; Modulation:802.11n; Bandwidth:40MHz; Channel:High



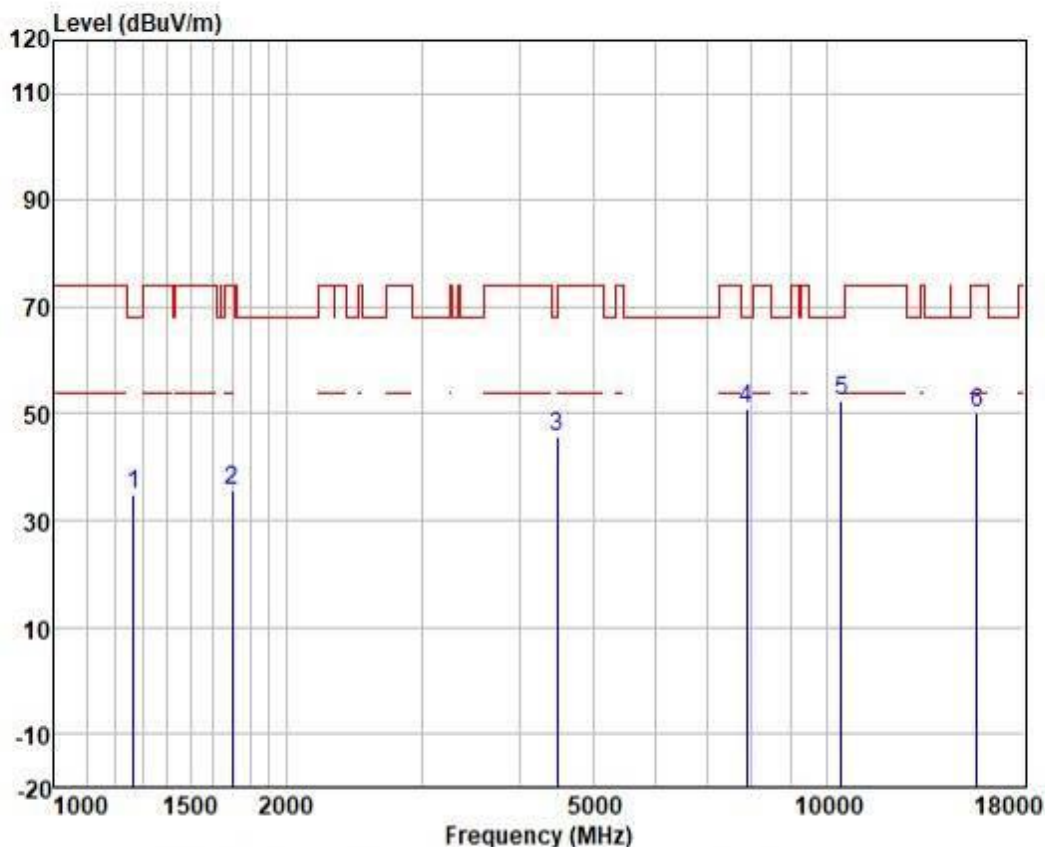
	Freq	ReadAntenna	Cable	Preamp	Level	Limit	Over	Pol/Phase	Remark
	MHz	Level	Factor	Loss	Factor	Level	Line	Limit	
		dBuV	dB/m	dB	dB	dBuV/m	dBuV/m	dB	
1	1238.483	47.11	23.59	2.49	38.64	34.55	74.00	-39.45	VERTICAL peak
2	1663.137	46.64	24.93	2.81	38.06	36.32	74.00	-37.68	VERTICAL peak
3	4456.315	44.31	34.00	4.61	37.45	45.47	68.20	-22.73	VERTICAL peak
4	8995.123	44.89	37.59	6.57	37.15	51.90	68.20	-16.30	VERTICAL peak
5	10460.000	43.35	39.79	7.26	37.07	53.33	68.20	-14.87	VERTICAL peak
6	15690.000	40.16	38.01	9.34	36.49	51.02	74.00	-22.98	VERTICAL peak



Unless otherwise agreed in writing, this document is issued by the Company subject to its General Conditions of Service printed overleaf, available on request or accessible at <https://www.sgs.com/en/Terms-and-Conditions>. Attention is drawn to the limitation of liability, indemnification and jurisdiction issues defined therein. Any holder of this document is advised that information contained hereon reflects the Company's findings at the time of its intervention only and within the limits of Client's instructions, if any. The Company's sole responsibility is to its Client and this document does not exonerate parties to a transaction from exercising all their rights and obligations under the transaction documents. This document cannot be reproduced except in full, without prior written approval of the Company. Any unauthorized alteration, forgery or falsification of the content or appearance of this document is unlawful and offenders may be prosecuted to the fullest extent of the law. Unless otherwise stated the results shown in this test report refer only to the sample(s) tested and such sample(s) are retained for 30 days only.

Attention: To check the authenticity of testing /inspection report & certificate, please contact us at telephone: (86-755) 8307 1443, or email: CN.Doccheck@sgs.com

Test Mode: 01; Polarity: Horizontal; Modulation:802.11n; Bandwidth:40MHz; Channel:High



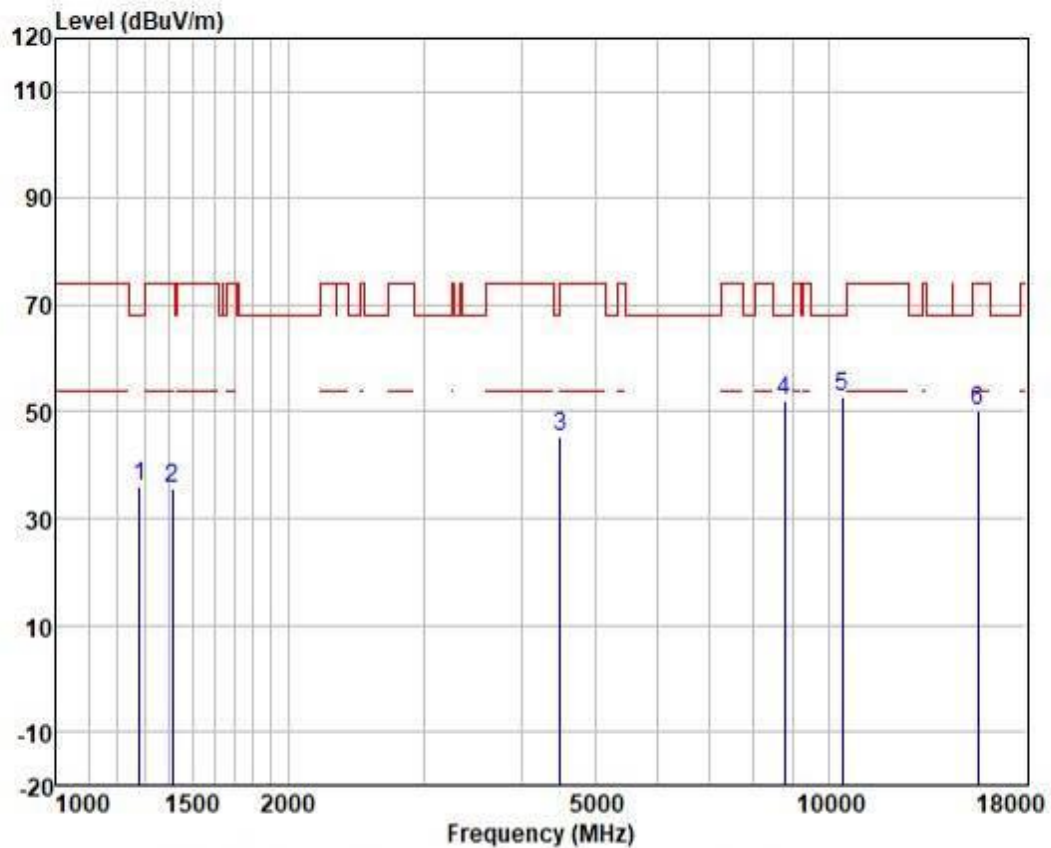
	Freq	ReadAntenna	Cable	Preamp		Limit	Over		
	MHz	Level	Factor	Loss	Factor	Level	Line	Limit	Pol/Phase
	MHz	dBuV	dB/m	dB	dB	dBuV/m	dBuV/m	dB	Remark
1	1267.454	47.05	23.81	2.55	38.62	34.79	68.20	-33.41	HORIZONTAL peak
2	1702.042	45.58	25.15	2.85	38.03	35.55	74.00	-38.45	HORIZONTAL peak
3	4482.150	44.31	34.12	4.62	37.44	45.61	68.20	-22.59	HORIZONTAL peak
4	7898.049	44.95	37.04	6.18	37.20	50.97	68.20	-17.23	HORIZONTAL peak
5	10460.000	42.26	39.79	7.26	37.07	52.24	68.20	-15.96	HORIZONTAL peak
6	15690.000	39.20	38.01	9.34	36.49	50.06	74.00	-23.94	HORIZONTAL peak



Unless otherwise agreed in writing, this document is issued by the Company subject to its General Conditions of Service printed overleaf, available on request or accessible at <https://www.sgs.com/en/Terms-and-Conditions>. Attention is drawn to the limitation of liability, indemnification and jurisdiction issues defined therein. Any holder of this document is advised that information contained hereon reflects the Company's findings at the time of its intervention only and within the limits of Client's instructions, if any. The Company's sole responsibility is to its Client and this document does not exonerate parties to a transaction from exercising all their rights and obligations under the transaction documents. This document cannot be reproduced except in full, without prior written approval of the Company. Any unauthorized alteration, forgery or falsification of the content or appearance of this document is unlawful and offenders may be prosecuted to the fullest extent of the law. Unless otherwise stated the results shown in this test report refer only to the sample(s) tested and such sample(s) are retained for 30 days only.

Attention: To check the authenticity of testing /inspection report & certificate, please contact us at telephone: (86-755) 8307 1443, or email: CN.Doccheck@sgs.com

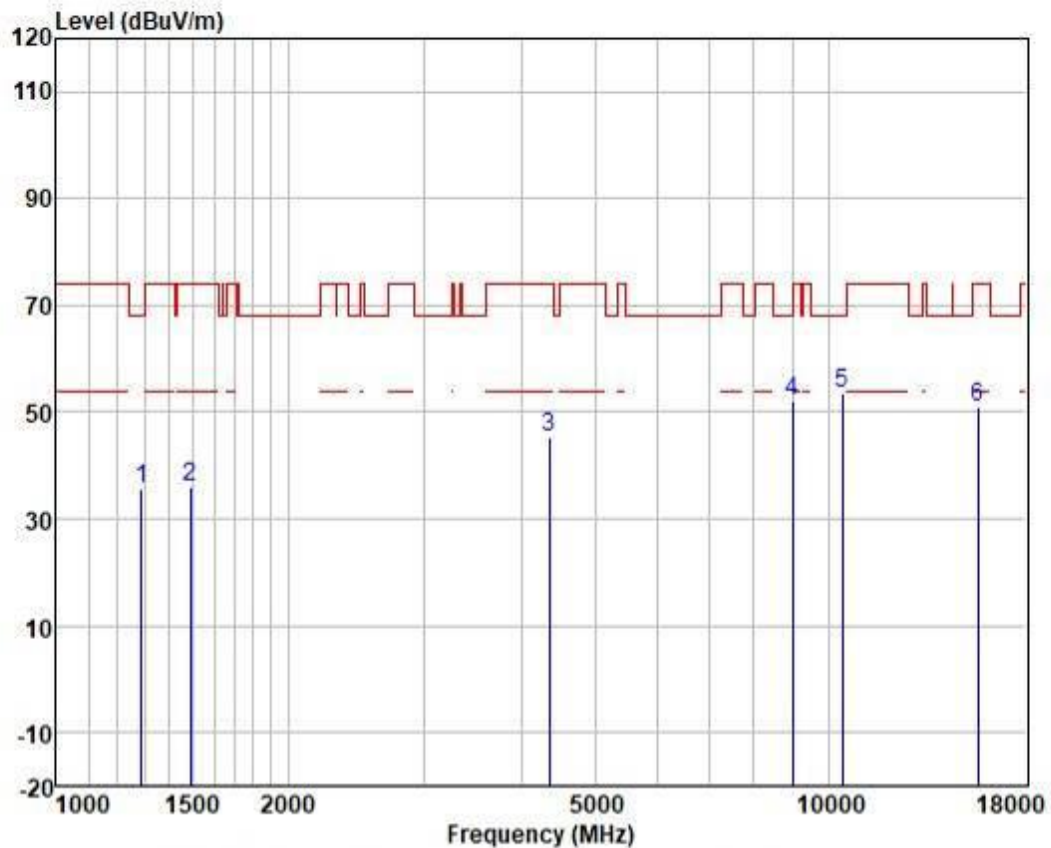
Test Mode: 01; Polarity: Vertical; Modulation:802.11ac; Bandwidth:80MHz; Channel:Low



	Freq	Read	Antenna	Cable	Preamp	Level	Limit	Over	Pol/Phase	Remark
	MHz	Level	Factor	Loss	Factor	dBuV/m	Line	Limit		
	MHz	dBuV	dB/m	dB	dB	dBuV/m	dBuV/m	dB		
1	1282.193	48.23	23.89	2.57	38.60	36.09	68.20	-32.11	VERTICAL	peak
2	1414.597	47.23	24.29	2.67	38.47	35.72	74.00	-38.28	VERTICAL	peak
3	4495.125	44.13	34.17	4.62	37.44	45.48	68.20	-22.72	VERTICAL	peak
4	8789.516	45.64	37.17	6.53	37.17	52.17	68.20	-16.03	VERTICAL	peak
5	10420.000	42.86	39.74	7.25	37.08	52.77	68.20	-15.43	VERTICAL	peak
6	15630.000	39.32	38.13	9.32	36.49	50.28	74.00	-23.72	VERTICAL	peak



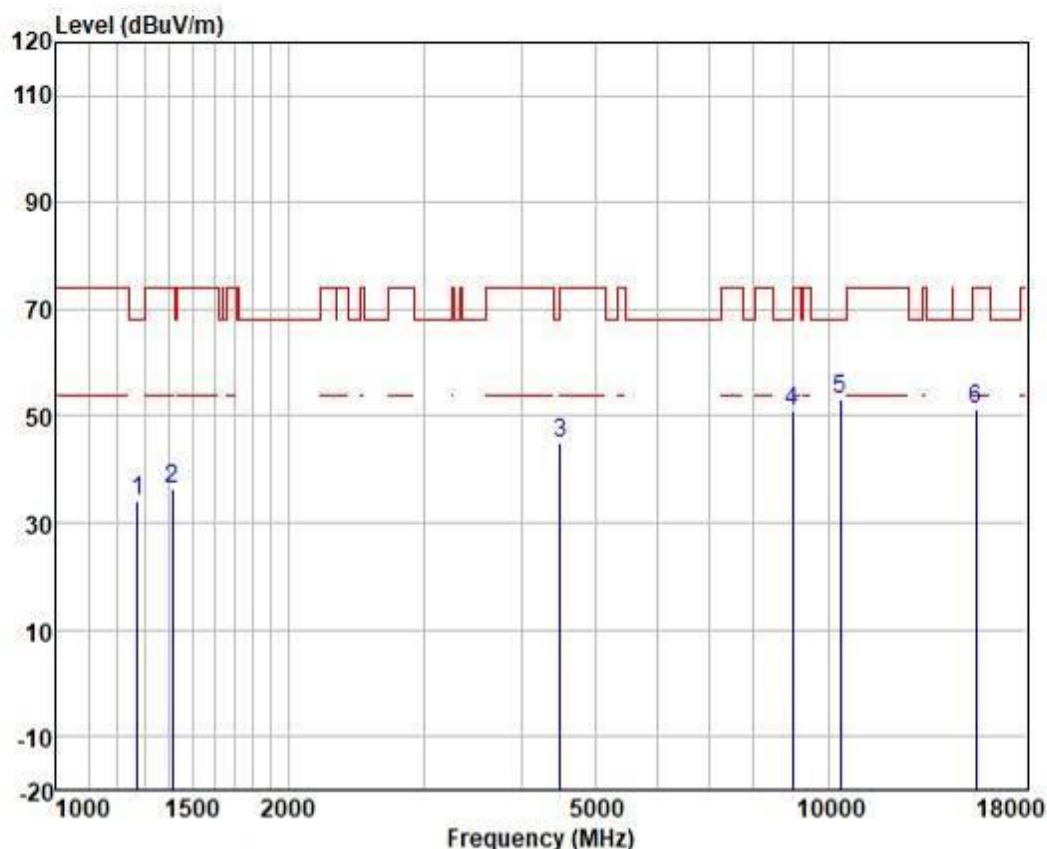
Test Mode: 01; Polarity: Horizontal; Modulation:802.11ac; Bandwidth:80MHz; Channel:Low



	Freq	ReadAntenna	Cable	Preamp		Limit	Over		
	MHz	Level	Loss	Factor	Level	Line	Limit	Pol/Phase	Remark
	MHz	dBuV	dB/m	dB	dB	dBuV/m	dBuV/m	dB	
1	1289.627	47.65	23.92	2.58	38.60	35.55	68.20	-32.65	HORIZONTAL peak
2	1490.142	47.03	24.42	2.70	38.33	35.82	74.00	-38.18	HORIZONTAL peak
3	4354.454	44.68	33.43	4.60	37.46	45.25	74.00	-28.75	HORIZONTAL peak
4	8995.123	45.14	37.59	6.57	37.15	52.15	68.20	-16.05	HORIZONTAL peak
5	10420.000	43.59	39.74	7.25	37.08	53.50	68.20	-14.70	HORIZONTAL peak
6	15630.000	40.05	38.13	9.32	36.49	51.01	74.00	-22.99	HORIZONTAL peak



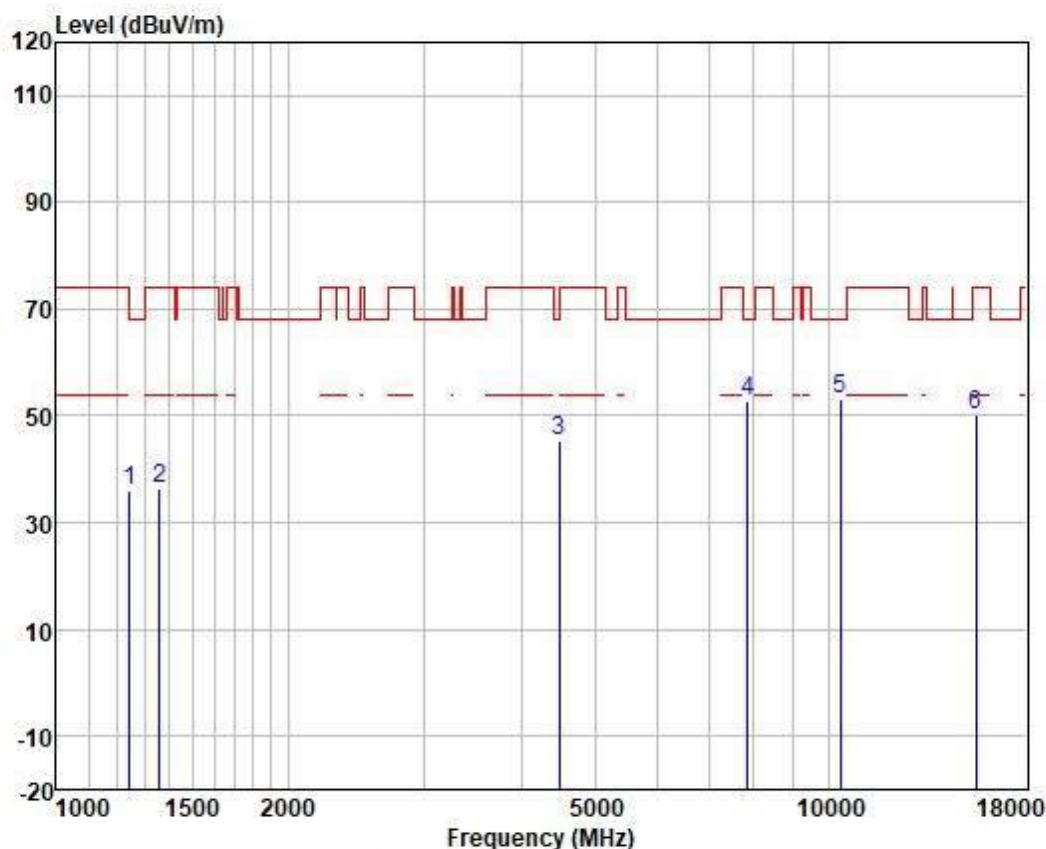
Test Mode: 01; Polarity: Vertical; Modulation:802.11ax(Full RU0); Bandwidth:20MHz; Channel:Low



	Freq	ReadAntenna	Cable	Preamp	Level	Limit	Over	Pol/Phase	Remark
	MHz	Level	Factor	Loss	Factor	Level	Line	Limit	
		dBuV	dB/m	dB	dB	dBuV/m	dBuV/m	dB	
1	1274.802	46.47	23.85	2.56	38.62	34.26	68.20	-33.94	VERTICAL peak
2	1414.597	47.90	24.29	2.67	38.47	36.39	74.00	-37.61	VERTICAL peak
3	4495.125	43.74	34.17	4.62	37.44	45.09	68.20	-23.11	VERTICAL peak
4	8995.123	44.06	37.59	6.57	37.15	51.07	68.20	-17.13	VERTICAL peak
5	10360.000	43.53	39.64	7.25	37.08	53.34	68.20	-14.86	VERTICAL peak
6	15540.000	40.03	38.33	9.26	36.49	51.13	74.00	-22.87	VERTICAL peak



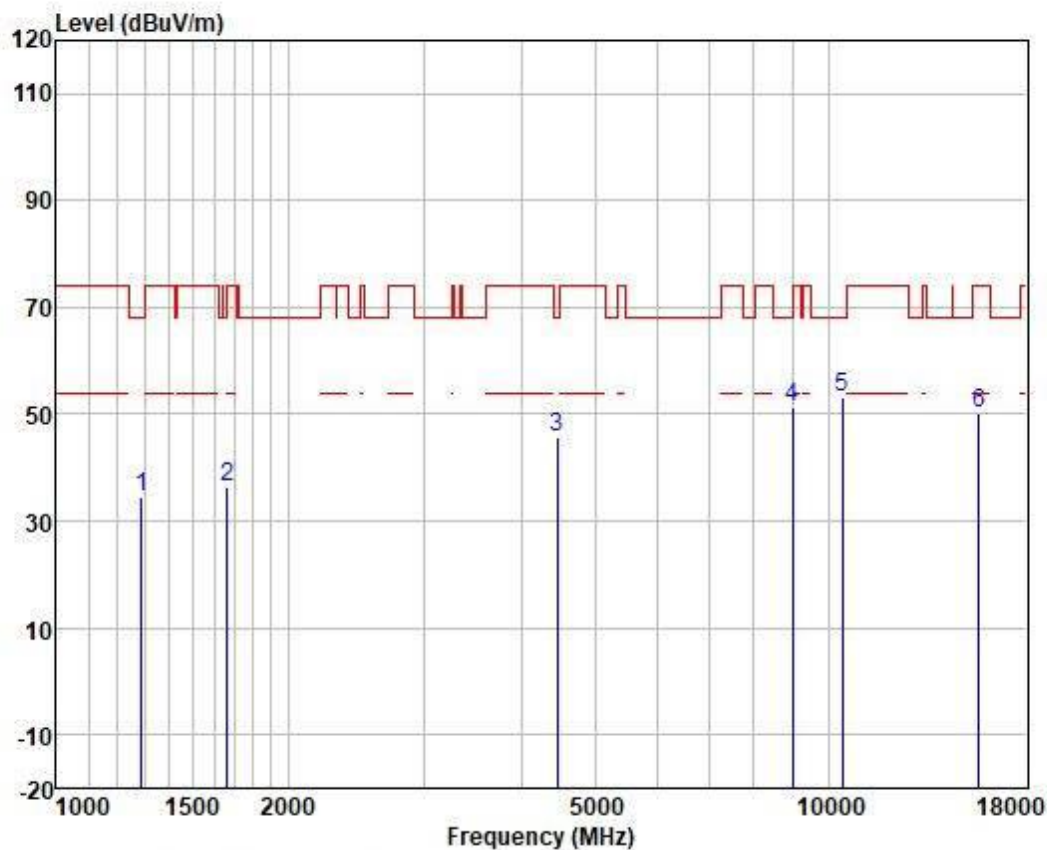
Test Mode: 01; Polarity: Horizontal; Modulation:802.11ax(Full RU0); Bandwidth:20MHz; Channel:Low



	Freq	ReadAntenna	Cable	Preamp	Level	Limit	Over	Pol/Phase	Remark
	MHz	Level	Factor	Loss	Factor	Line	Limit		
		dBuV	dB/m	dB	dB	dBuV/m	dBuV/m	dB	
1	1245.663	48.38	23.65	2.51	38.64	35.90	68.20	-32.30	HORIZONTAL peak
2	1358.498	48.01	24.16	2.63	38.53	36.27	74.00	-37.73	HORIZONTAL peak
3	4482.150	43.93	34.12	4.62	37.44	45.23	68.20	-22.97	HORIZONTAL peak
4	7852.524	46.72	36.98	6.16	37.20	52.66	68.20	-15.54	HORIZONTAL peak
5	10360.000	43.47	39.64	7.25	37.08	53.28	68.20	-14.92	HORIZONTAL peak
6	15540.000	39.25	38.33	9.26	36.49	50.35	74.00	-23.65	HORIZONTAL peak



Test Mode: 01; Polarity: Vertical; Modulation:802.11ax(Full RU0); Bandwidth:20MHz; Channel:middle



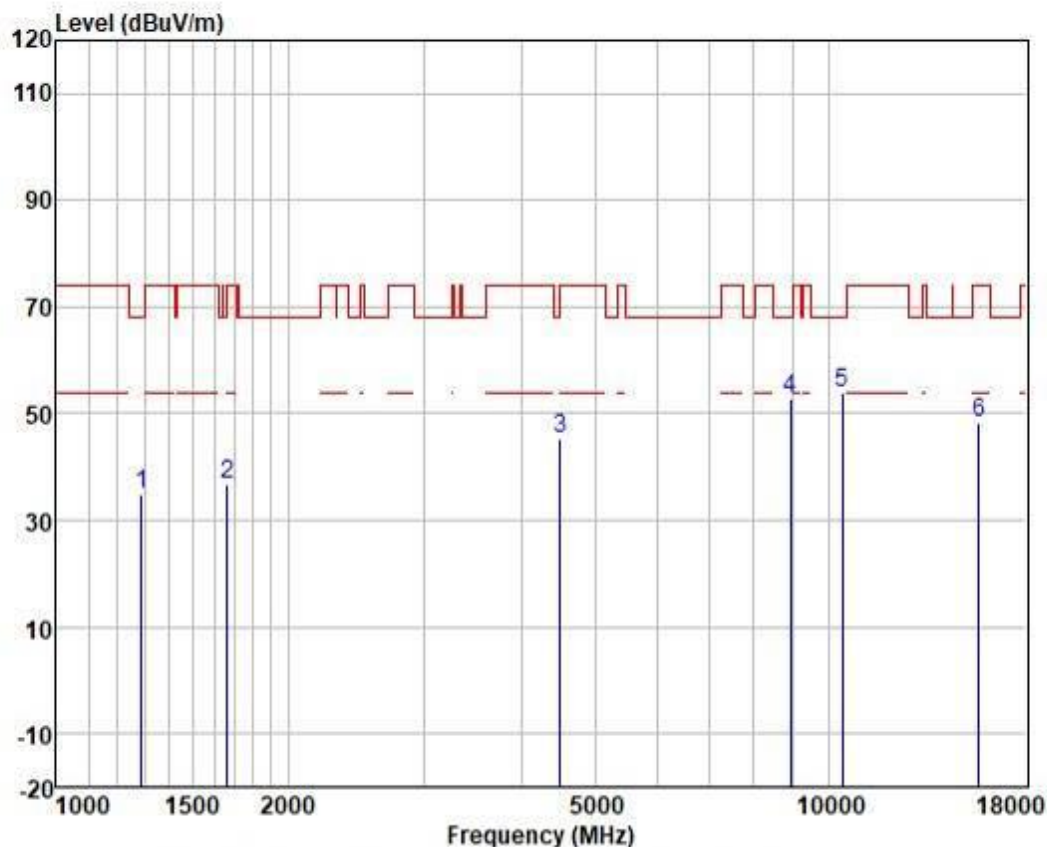
	Freq	Read	Antenna	Cable	Preamp	Level	Limit	Over	Pol/Phase	Remark
	MHz	Level	Factor	Loss	Factor	dBuV/m	dBuV/m	dB		
	MHz	dBuV	dB/m	dB	dB	dBuV/m	dBuV/m	dB		
1	1289.627	46.71	23.92	2.58	38.60	34.61	68.20	-33.59	VERTICAL	peak
2	1663.137	46.83	24.93	2.81	38.06	36.51	74.00	-37.49	VERTICAL	peak
3	4456.315	44.51	34.00	4.61	37.45	45.67	68.20	-22.53	VERTICAL	peak
4	8995.123	44.38	37.59	6.57	37.15	51.39	68.20	-16.81	VERTICAL	peak
5	10440.000	43.35	39.79	7.26	37.08	53.32	68.20	-14.88	VERTICAL	peak
6	15660.000	39.43	38.01	9.34	36.49	50.29	74.00	-23.71	VERTICAL	peak



Unless otherwise agreed in writing, this document is issued by the Company subject to its General Conditions of Service printed overleaf, available on request or accessible at <https://www.sgs.com/en/Terms-and-Conditions>. Attention is drawn to the limitation of liability, indemnification and jurisdiction issues defined therein. Any holder of this document is advised that information contained hereon reflects the Company's findings at the time of its intervention only and within the limits of Client's instructions, if any. The Company's sole responsibility is to its Client and this document does not exonerate parties to a transaction from exercising all their rights and obligations under the transaction documents. This document cannot be reproduced except in full, without prior written approval of the Company. Any unauthorized alteration, forgery or falsification of the content or appearance of this document is unlawful and offenders may be prosecuted to the fullest extent of the law. Unless otherwise stated the results shown in this test report refer only to the sample(s) tested and such sample(s) are retained for 30 days only.

Attention: To check the authenticity of testing /inspection report & certificate, please contact us at telephone: (86-755) 8307 1443, or email: CN.Doccheck@sgs.com

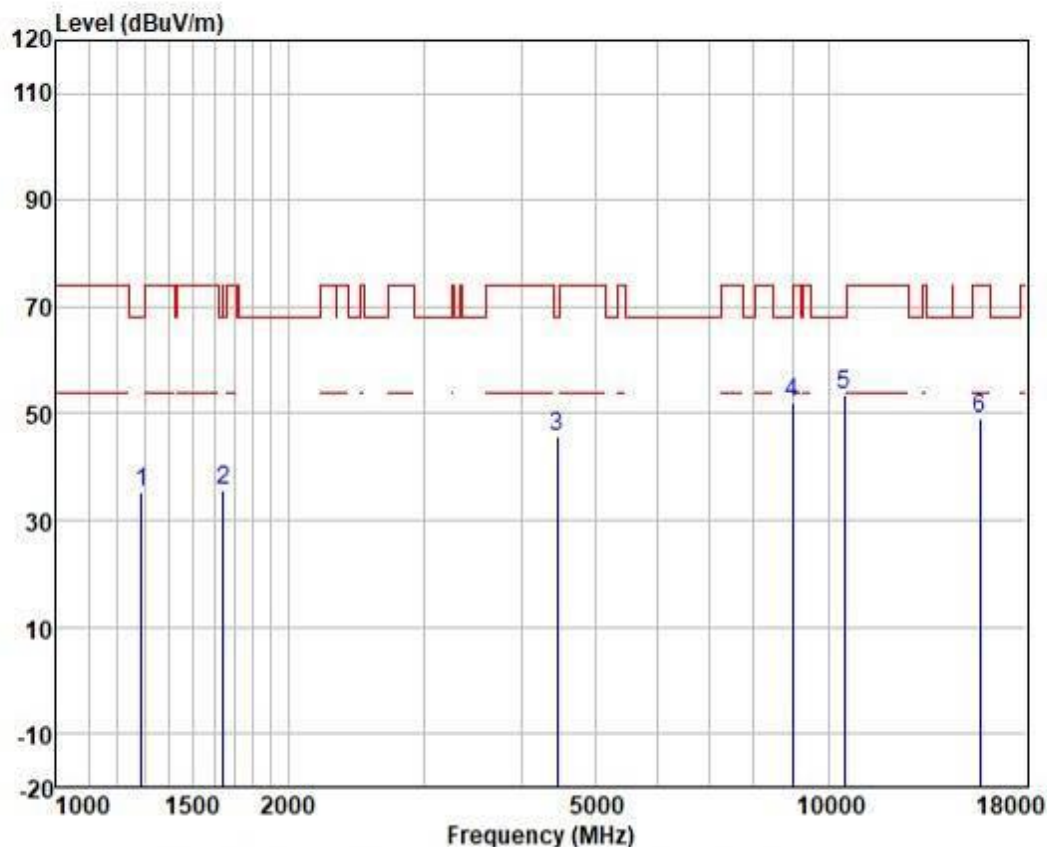
Test Mode: 01; Polarity: Horizontal; Modulation:802.11ax(Full RU0); Bandwidth:20MHz; Channel:middle



	Freq	ReadAntenna	Cable	Preamp		Limit	Over		
	MHz	Level	Factor	Loss	Factor	Level	Line	Limit	Pol/Phase
	MHz	dBuV	dB/m	dB	dB	dBuV/m	dBuV/m	dB	
1	1289.627	47.12	23.92	2.58	38.60	35.02	68.20	-33.18	HORIZONTAL peak
2	1663.137	47.17	24.93	2.81	38.06	36.85	74.00	-37.15	HORIZONTAL peak
3	4495.125	44.14	34.17	4.62	37.44	45.49	68.20	-22.71	HORIZONTAL peak
4	8943.274	45.81	37.50	6.56	37.16	52.71	68.20	-15.49	HORIZONTAL peak
5	10440.000	43.93	39.79	7.26	37.08	53.90	68.20	-14.30	HORIZONTAL peak
6	15660.000	37.52	38.01	9.34	36.49	48.38	74.00	-25.62	HORIZONTAL peak



Test Mode: 01; Polarity: Vertical; Modulation:802.11ax(Full RU0); Bandwidth:20MHz; Channel:High



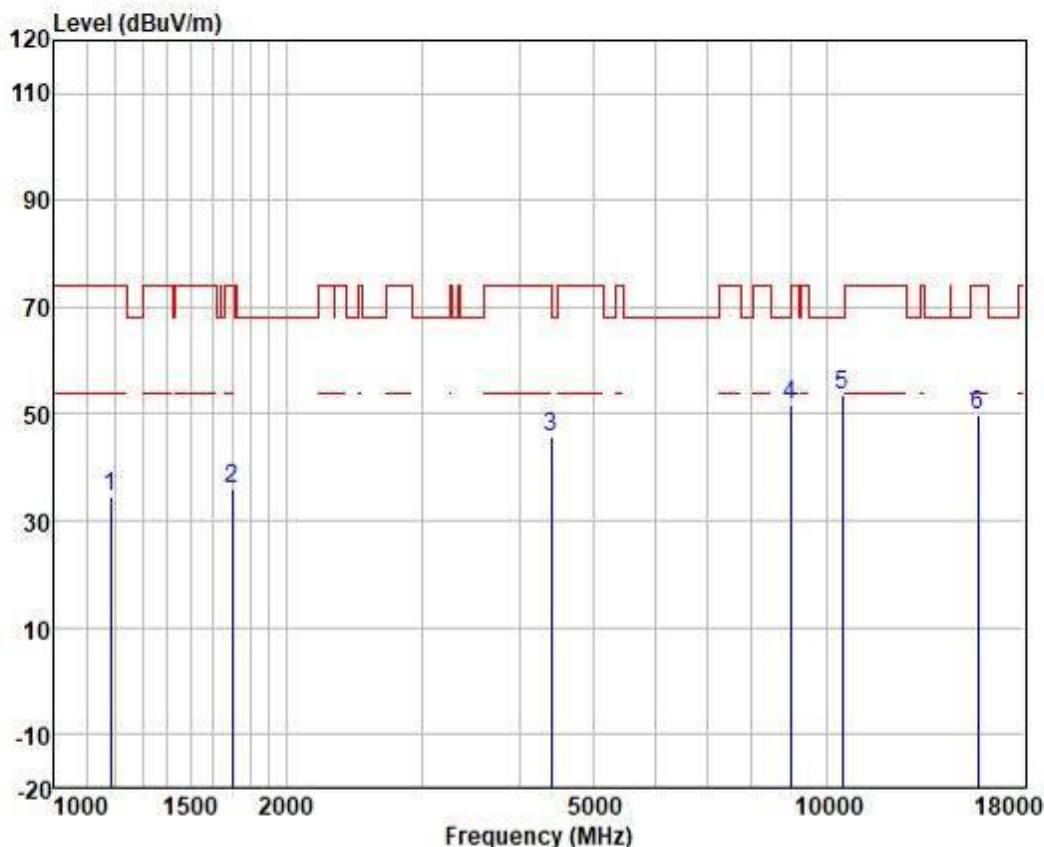
	Freq	ReadAntenna	Cable	Preamp		Limit	Over			
		Level	Factor	Loss	Factor	Level	Line	Limit	Pol/Phase	Remark
	MHz	dBuV	dB/m	dB	dB	dBuV/m	dBuV/m	dB		
1	1289.627	47.46	23.92	2.58	38.60	35.36	68.20	-32.84	VERTICAL	peak
2	1644.019	45.90	24.84	2.79	38.08	35.45	68.20	-32.75	VERTICAL	peak
3	4456.315	44.52	34.00	4.61	37.45	45.68	68.20	-22.52	VERTICAL	peak
4	8995.123	45.14	37.59	6.57	37.15	52.15	68.20	-16.05	VERTICAL	peak
5	10480.000	43.66	39.84	7.26	37.07	53.69	68.20	-14.51	VERTICAL	peak
6	15720.000	38.18	37.89	9.38	36.49	48.96	74.00	-25.04	VERTICAL	peak



Unless otherwise agreed in writing, this document is issued by the Company subject to its General Conditions of Service printed overleaf, available on request or accessible at <https://www.sgs.com/en/Terms-and-Conditions>. Attention is drawn to the limitation of liability, indemnification and jurisdiction issues defined therein. Any holder of this document is advised that information contained hereon reflects the Company's findings at the time of its intervention only and within the limits of Client's instructions, if any. The Company's sole responsibility is to its Client and this document does not exonerate parties to a transaction from exercising all their rights and obligations under the transaction documents. This document cannot be reproduced except in full, without prior written approval of the Company. Any unauthorized alteration, forgery or falsification of the content or appearance of this document is unlawful and offenders may be prosecuted to the fullest extent of the law. Unless otherwise stated the results shown in this test report refer only to the sample(s) tested and such sample(s) are retained for 30 days only.

Attention: To check the authenticity of testing /inspection report & certificate, please contact us at telephone: (86-755) 8307 1443, or email: CN.Doccheck@sgs.com

Test Mode: 01; Polarity: Horizontal; Modulation:802.11ax(Full RU0); Bandwidth:20MHz; Channel:High



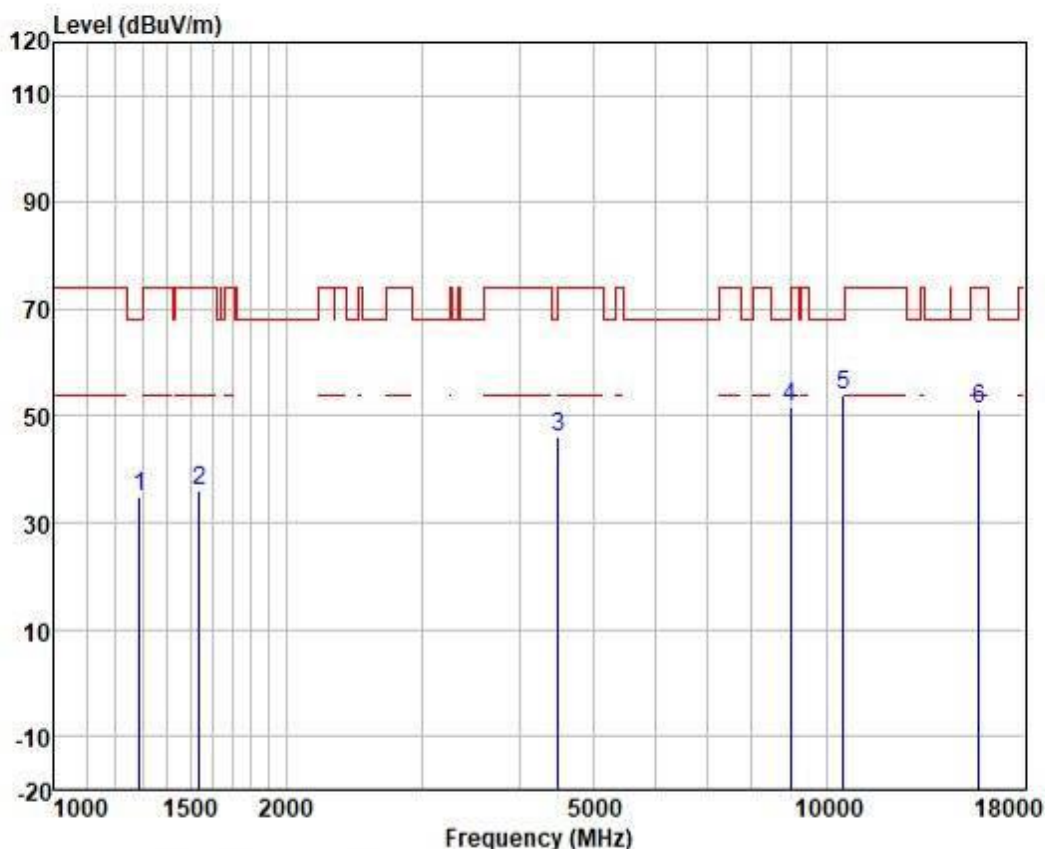
	Freq	ReadAntenna	Cable	Preamp	Level	Limit	Over		
	MHz	Level	Factor	Loss	Factor	Line	Limit	Pol/Phase	Remark
	MHz	dBuV	dB/m	dB	dB	dBuV/m	dBuV/m	dB	
1	1182.513	47.68	23.04	2.36	38.68	34.40	74.00	-39.60	HORIZONTAL peak
2	1702.042	45.87	25.15	2.85	38.03	35.84	74.00	-38.16	HORIZONTAL peak
3	4405.090	44.64	33.74	4.61	37.46	45.53	68.20	-22.67	HORIZONTAL peak
4	8995.123	44.74	37.59	6.57	37.15	51.75	68.20	-16.45	HORIZONTAL peak
5	10480.000	43.55	39.84	7.26	37.07	53.58	68.20	-14.62	HORIZONTAL peak
6	15720.000	38.88	37.89	9.38	36.49	49.66	74.00	-24.34	HORIZONTAL peak



Unless otherwise agreed in writing, this document is issued by the Company subject to its General Conditions of Service printed overleaf, available on request or accessible at <https://www.sgs.com/en/Terms-and-Conditions>. Attention is drawn to the limitation of liability, indemnification and jurisdiction issues defined therein. Any holder of this document is advised that information contained hereon reflects the Company's findings at the time of its intervention only and within the limits of Client's instructions, if any. The Company's sole responsibility is to its Client and this document does not exonerate parties to a transaction from exercising all their rights and obligations under the transaction documents. This document cannot be reproduced except in full, without prior written approval of the Company. Any unauthorized alteration, forgery or falsification of the content or appearance of this document is unlawful and offenders may be prosecuted to the fullest extent of the law. Unless otherwise stated the results shown in this test report refer only to the sample(s) tested and such sample(s) are retained for 30 days only.

Attention: To check the authenticity of testing / inspection report & certificate, please contact us at telephone: (86-755) 8307 1443, or email: CN.Doccheck@sgs.com

Test Mode: 02; Polarity: Vertical; Modulation:802.11a; Bandwidth:20MHz; Channel:Low



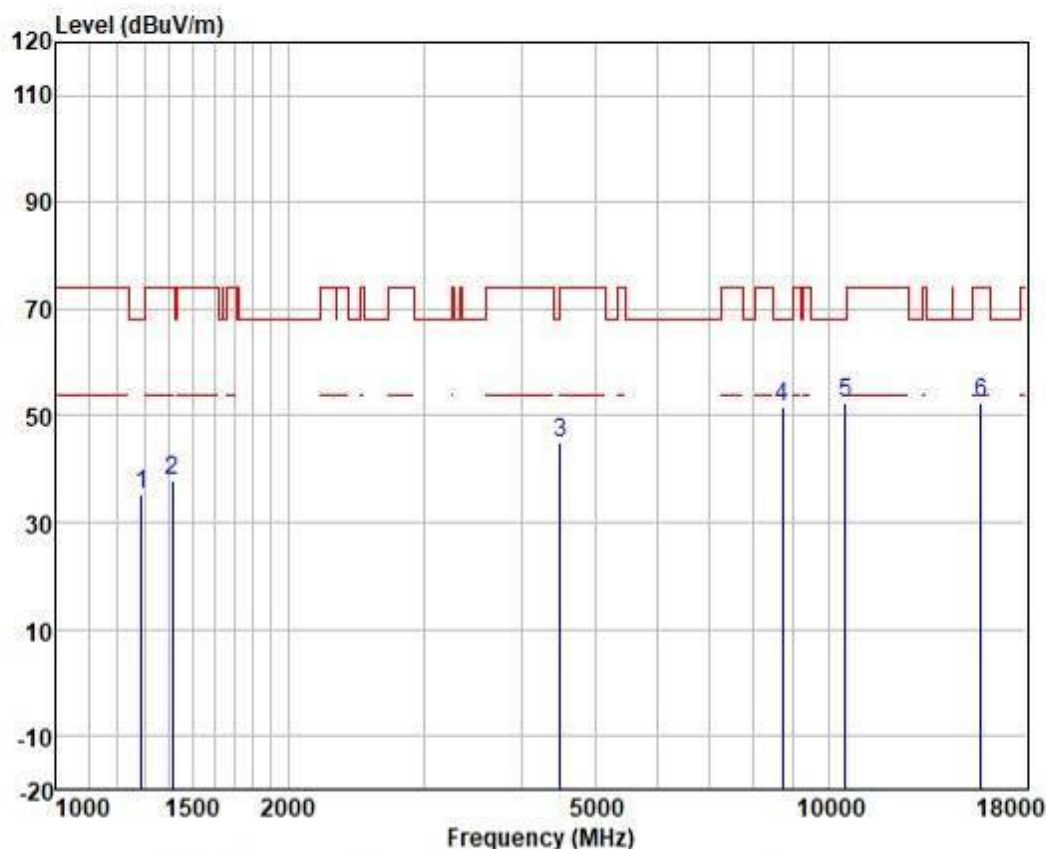
	Freq	ReadAntenna	Cable	Preamp		Limit	Over			
	Level	Factor	Loss	Factor	Level	Line	Limit	Pol/Phase	Remark	
	MHz	dBuV	dB/m	dB	dB	dBuV/m	dBuV/m	dB		
1	1289.627	46.85	23.92	2.58	38.60	34.75	68.20	-33.45	VERTICAL	peak
2	1542.733	46.95	24.53	2.72	38.23	35.97	74.00	-38.03	VERTICAL	peak
3	4495.125	44.82	34.17	4.62	37.44	46.17	68.20	-22.03	VERTICAL	peak
4	8995.123	44.80	37.59	6.57	37.15	51.81	68.20	-16.39	VERTICAL	peak
5	10520.000	43.76	39.88	7.26	37.07	53.83	68.20	-14.37	VERTICAL	peak
6	15780.000	40.65	37.75	9.41	36.49	51.32	74.00	-22.68	VERTICAL	peak



Unless otherwise agreed in writing, this document is issued by the Company subject to its General Conditions of Service printed overleaf, available on request or accessible at <https://www.sgs.com/en/Terms-and-Conditions>. Attention is drawn to the limitation of liability, indemnification and jurisdiction issues defined therein. Any holder of this document is advised that information contained hereon reflects the Company's findings at the time of its intervention only and within the limits of Client's instructions, if any. The Company's sole responsibility is to its Client and this document does not exonerate parties to a transaction from exercising all their rights and obligations under the transaction documents. This document cannot be reproduced except in full, without prior written approval of the Company. Any unauthorized alteration, forgery or falsification of the content or appearance of this document is unlawful and offenders may be prosecuted to the fullest extent of the law. Unless otherwise stated the results shown in this test report refer only to the sample(s) tested and such sample(s) are retained for 30 days only.

Attention: To check the authenticity of testing /inspection report & certificate, please contact us at telephone: (86-755) 8307 1443, or email: CN.Doccheck@sgs.com

Test Mode: 02; Polarity: Horizontal; Modulation:802.11a; Bandwidth:20MHz; Channel:Low



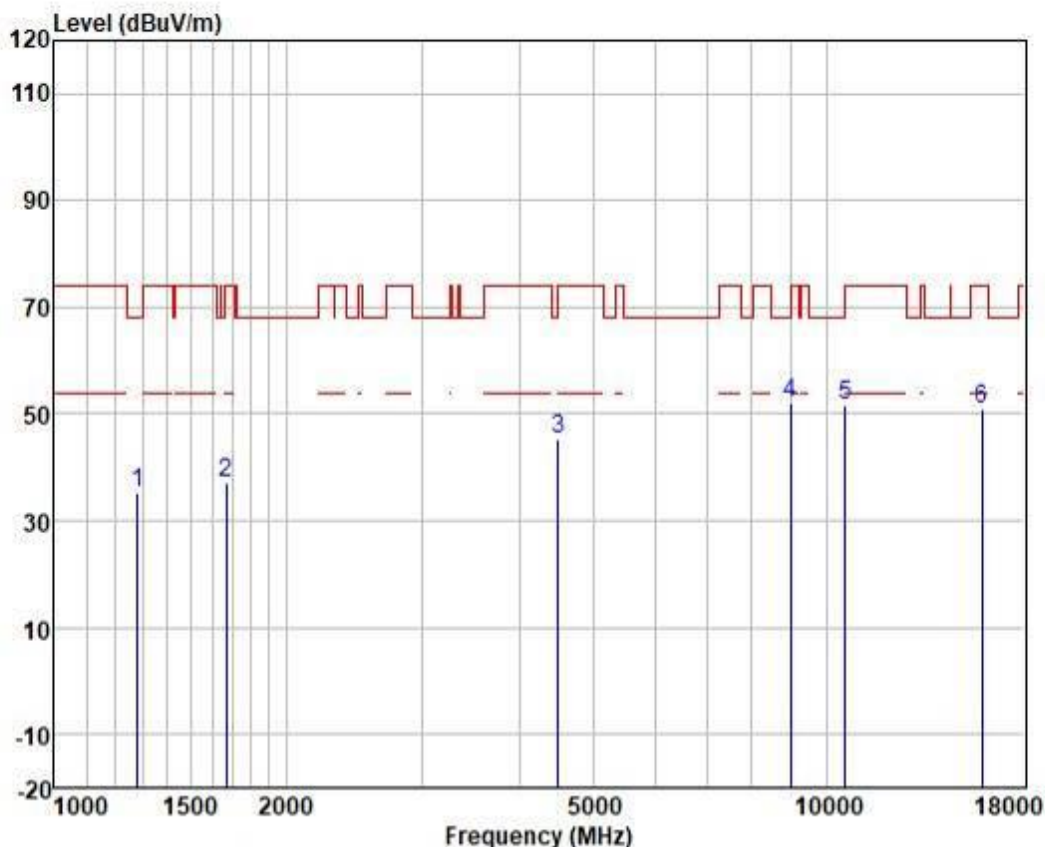
	Freq	Read	Antenna	Cable	Preamp	Level	Limit	Over	Pol/Phase	Remark
	MHz	Level	Factor	Loss	Factor	dBuV/m	Line	Limit		
		dBuV	dB/m	dB	dB	dBuV/m	dBuV/m	dB		
1	1289.627	47.42	23.92	2.58	38.60	35.32	68.20	-32.88	HORIZONTAL	peak
2	1414.597	49.34	24.29	2.67	38.47	37.83	74.00	-36.17	HORIZONTAL	peak
3	4495.125	43.75	34.17	4.62	37.44	45.10	68.20	-23.10	HORIZONTAL	peak
4	8713.630	45.25	36.95	6.51	37.17	51.54	68.20	-16.66	HORIZONTAL	peak
5	10520.000	42.45	39.88	7.26	37.07	52.52	68.20	-15.68	HORIZONTAL	peak
6	15780.000	41.82	37.75	9.41	36.49	52.49	74.00	-21.51	HORIZONTAL	peak



Unless otherwise agreed in writing, this document is issued by the Company subject to its General Conditions of Service printed overleaf, available on request or accessible at <https://www.sgs.com/en/Terms-and-Conditions>. Attention is drawn to the limitation of liability, indemnification and jurisdiction issues defined therein. Any holder of this document is advised that information contained hereon reflects the Company's findings at the time of its intervention only and within the limits of Client's instructions, if any. The Company's sole responsibility is to its Client and this document does not exonerate parties to a transaction from exercising all their rights and obligations under the transaction documents. This document cannot be reproduced except in full, without prior written approval of the Company. Any unauthorized alteration, forgery or falsification of the content or appearance of this document is unlawful and offenders may be prosecuted to the fullest extent of the law. Unless otherwise stated the results shown in this test report refer only to the sample(s) tested and such sample(s) are retained for 30 days only.

Attention: To check the authenticity of testing / inspection report & certificate, please contact us at telephone: (86-755) 8307 1443, or email: CN.Doccheck@sgs.com

Test Mode: 02; Polarity: Vertical; Modulation:802.11a; Bandwidth:20MHz; Channel:middle



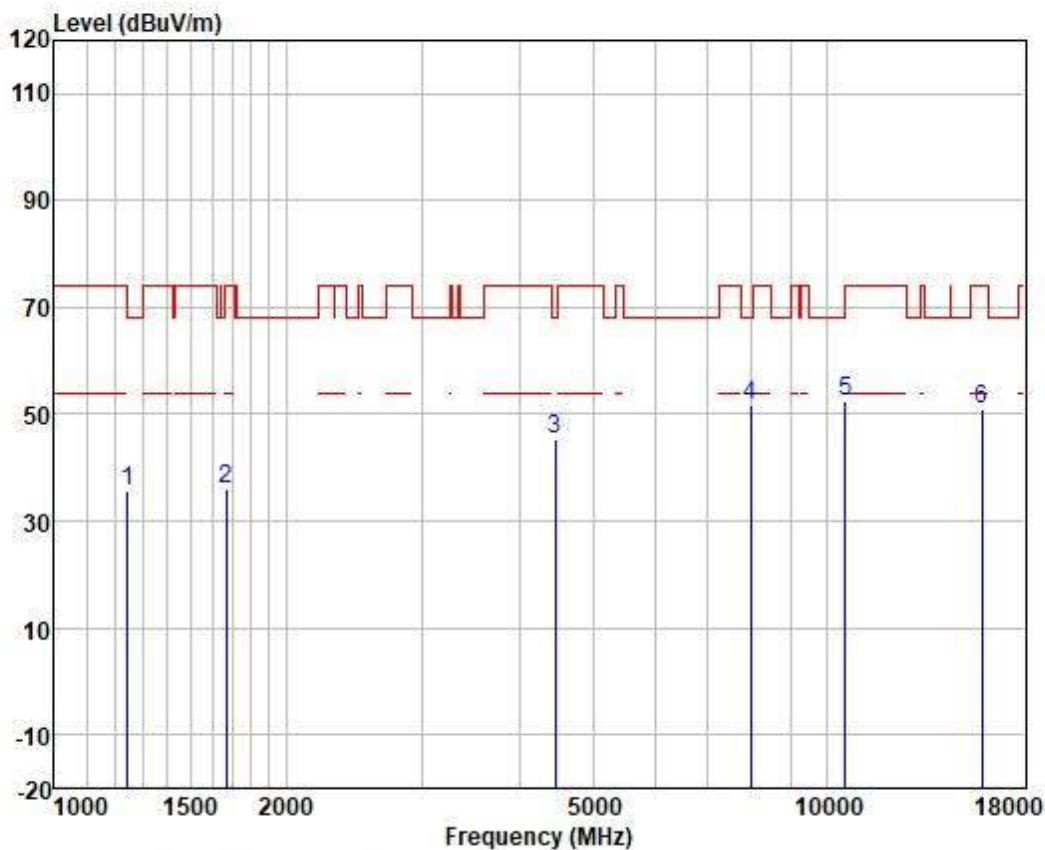
	Freq	Read	Antenna	Cable	Preamp	Level	Limit	Over	Pol/Phase	Remark
	MHz	Level	Factor	Loss	Factor	dBuV/m	Line	Limit		
		dBuV	dB/m	dB	dB	dBuV/m	dBuV/m	dB		
1	1282.193	47.49	23.89	2.57	38.60	35.35	68.20	-32.85	VERTICAL	peak
2	1672.779	47.20	24.98	2.82	38.05	36.95	74.00	-37.05	VERTICAL	peak
3	4495.125	44.04	34.17	4.62	37.44	45.39	68.20	-22.81	VERTICAL	peak
4	8995.123	45.04	37.59	6.57	37.15	52.05	68.20	-16.15	VERTICAL	peak
5	10600.000	41.33	39.96	7.30	37.06	51.53	68.20	-16.67	VERTICAL	peak
6	15900.000	40.48	37.32	9.52	36.48	50.84	74.00	-23.16	VERTICAL	peak



Unless otherwise agreed in writing, this document is issued by the Company subject to its General Conditions of Service printed overleaf, available on request or accessible at <https://www.sgs.com/en/Terms-and-Conditions>. Attention is drawn to the limitation of liability, indemnification and jurisdiction issues defined therein. Any holder of this document is advised that information contained hereon reflects the Company's findings at the time of its intervention only and within the limits of Client's instructions, if any. The Company's sole responsibility is to its Client and this document does not exonerate parties to a transaction from exercising all their rights and obligations under the transaction documents. This document cannot be reproduced except in full, without prior written approval of the Company. Any unauthorized alteration, forgery or falsification of the content or appearance of this document is unlawful and offenders may be prosecuted to the fullest extent of the law. Unless otherwise stated the results shown in this test report refer only to the sample(s) tested and such sample(s) are retained for 30 days only.

Attention: To check the authenticity of testing /inspection report & certificate, please contact us at telephone: (86-755) 8307 1443, or email: CN.Doccheck@sgs.com

Test Mode: 02; Polarity: Horizontal; Modulation:802.11a; Bandwidth:20MHz; Channel:middle



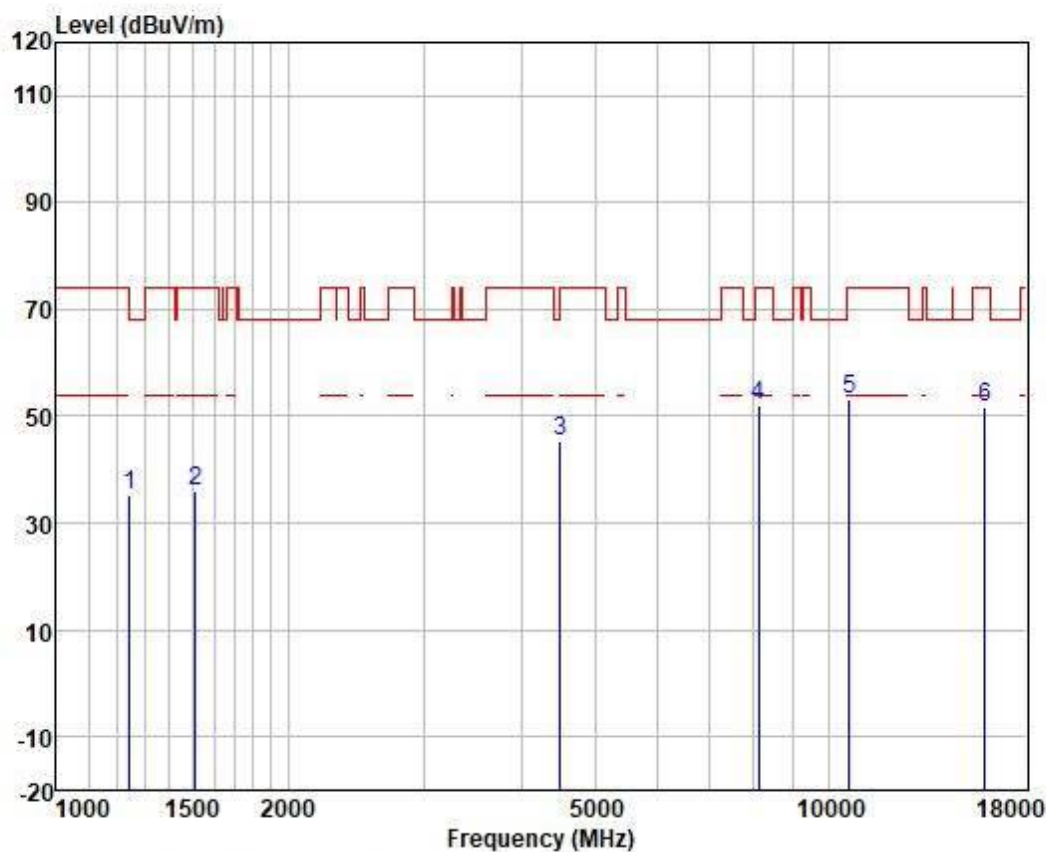
	Freq	ReadAntenna	Cable	Preamp	Level	Limit	Over	Pol/Phase	Remark
	MHz	Level	Loss	Factor	dBuV/m	Line	Limit		
		dBuV	dB/m	dB	dB	dBuV/m	dB		
1	1245.663	47.95	23.65	2.51	38.64	35.47	68.20	-32.73	HORIZONTAL peak
2	1672.779	46.42	24.98	2.82	38.05	36.17	74.00	-37.83	HORIZONTAL peak
3	4456.315	44.23	34.00	4.61	37.45	45.39	68.20	-22.81	HORIZONTAL peak
4	7989.893	45.36	37.14	6.20	37.20	51.50	68.20	-16.70	HORIZONTAL peak
5	10600.000	42.04	39.96	7.30	37.06	52.24	68.20	-15.96	HORIZONTAL peak
6	15900.000	40.61	37.32	9.52	36.48	50.97	74.00	-23.03	HORIZONTAL peak



Unless otherwise agreed in writing, this document is issued by the Company subject to its General Conditions of Service printed overleaf, available on request or accessible at <https://www.sgs.com/en/Terms-and-Conditions>. Attention is drawn to the limitation of liability, indemnification and jurisdiction issues defined therein. Any holder of this document is advised that information contained hereon reflects the Company's findings at the time of its intervention only and within the limits of Client's instructions, if any. The Company's sole responsibility is to its Client and this document does not exonerate parties to a transaction from exercising all their rights and obligations under the transaction documents. This document cannot be reproduced except in full, without prior written approval of the Company. Any unauthorized alteration, forgery or falsification of the content or appearance of this document is unlawful and offenders may be prosecuted to the fullest extent of the law. Unless otherwise stated the results shown in this test report refer only to the sample(s) tested and such sample(s) are retained for 30 days only.

Attention: To check the authenticity of testing /inspection report & certificate, please contact us at telephone: (86-755) 8307 1443, or email: CN.Doccheck@sgs.com

Test Mode: 02; Polarity: Vertical; Modulation:802.11a; Bandwidth:20MHz; Channel:High



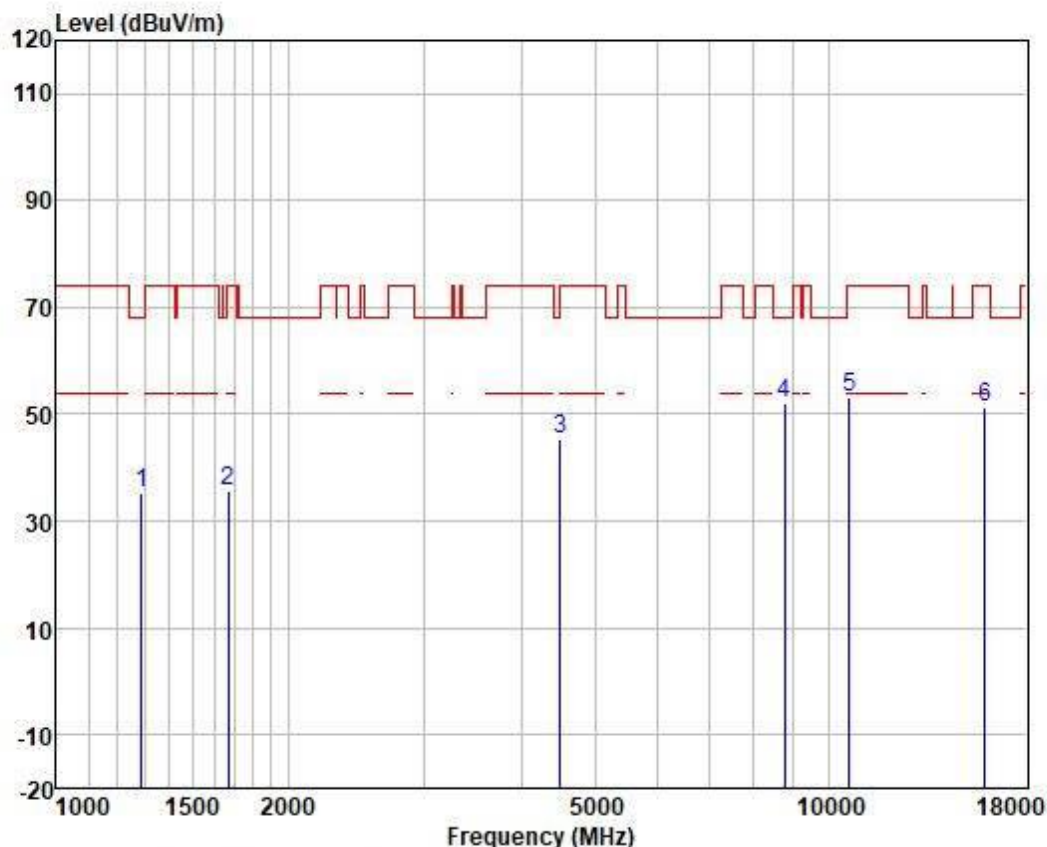
	Freq	Read	Antenna	Cable	Preamp	Level	Limit	Over	Pol/Phase	Remark
	MHz	Level	Factor	Loss	Factor	dBuV/m	Line	Limit		
		dBuV	dB/m	dB	dB	dBuV/m	dBuV/m	dB		
1	1245.663	47.57	23.65	2.51	38.64	35.09	68.20	-33.11	VERTICAL	peak
2	1516.210	47.11	24.47	2.71	38.30	35.99	74.00	-38.01	VERTICAL	peak
3	4495.125	44.00	34.17	4.62	37.44	45.35	68.20	-22.85	VERTICAL	peak
4	8129.664	45.88	36.99	6.26	37.20	51.93	74.00	-22.07	VERTICAL	peak
5	10640.000	42.86	40.00	7.32	37.06	53.12	74.00	-20.88	VERTICAL	peak
6	15960.000	41.30	37.20	9.55	36.48	51.57	74.00	-22.43	VERTICAL	peak



Unless otherwise agreed in writing, this document is issued by the Company subject to its General Conditions of Service printed overleaf, available on request or accessible at <https://www.sgs.com/en/Terms-and-Conditions>. Attention is drawn to the limitation of liability, indemnification and jurisdiction issues defined therein. Any holder of this document is advised that information contained hereon reflects the Company's findings at the time of its intervention only and within the limits of Client's instructions, if any. The Company's sole responsibility is to its Client and this document does not exonerate parties to a transaction from exercising all their rights and obligations under the transaction documents. This document cannot be reproduced except in full, without prior written approval of the Company. Any unauthorized alteration, forgery or falsification of the content or appearance of this document is unlawful and offenders may be prosecuted to the fullest extent of the law. Unless otherwise stated the results shown in this test report refer only to the sample(s) tested and such sample(s) are retained for 30 days only.

Attention: To check the authenticity of testing /inspection report & certificate, please contact us at telephone: (86-755) 8307 1443, or email: CN.Doccheck@sgs.com

Test Mode: 02; Polarity: Horizontal; Modulation:802.11a; Bandwidth:20MHz; Channel:High



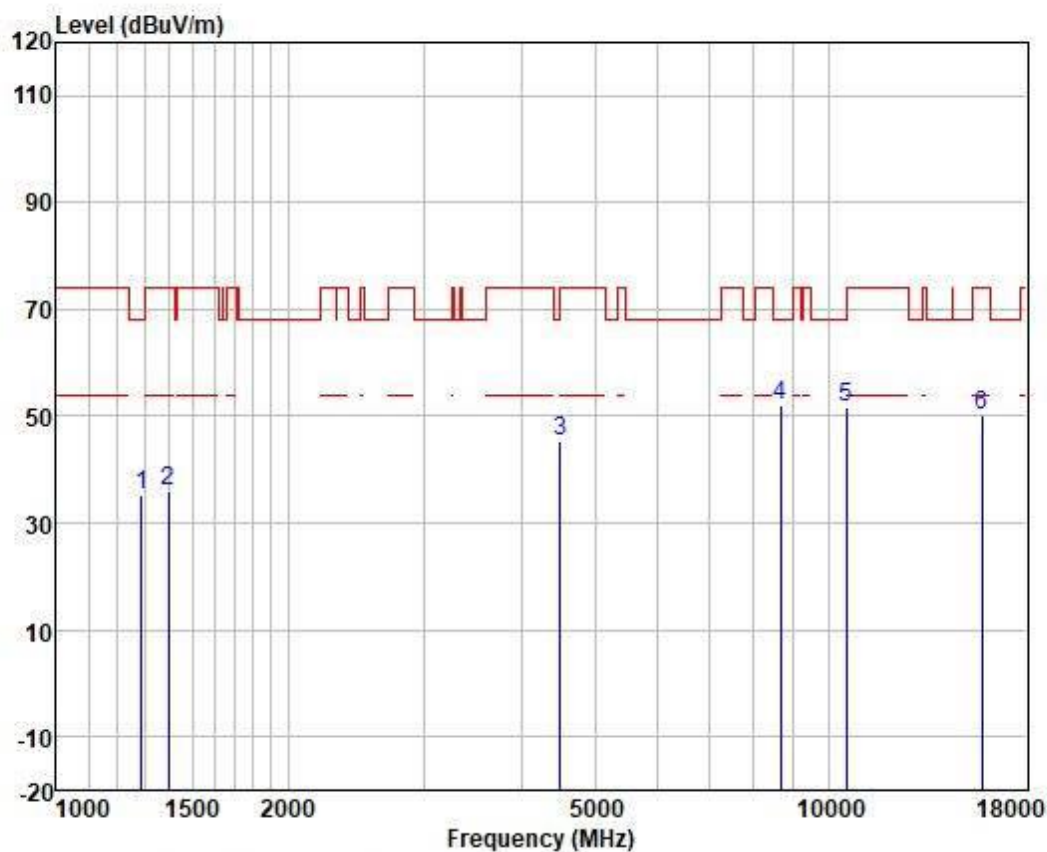
	Freq	ReadAntenna	Cable	Preamp	Level	Limit	Over	Pol/Phase	Remark
	MHz	Level	Factor	Loss	Factor	Line	Limit		
		dBuV	dB/m	dB	dB	dBuV/m	dBuV/m	dB	
1	1289.627	47.44	23.92	2.58	38.60	35.34	68.20	-32.86	HORIZONTAL peak
2	1672.779	45.97	24.98	2.82	38.05	35.72	74.00	-38.28	HORIZONTAL peak
3	4495.125	44.07	34.17	4.62	37.44	45.42	68.20	-22.78	HORIZONTAL peak
4	8789.516	45.57	37.17	6.53	37.17	52.10	68.20	-16.10	HORIZONTAL peak
5	10640.000	42.88	40.00	7.32	37.06	53.14	74.00	-20.86	HORIZONTAL peak
6	15960.000	40.94	37.20	9.55	36.48	51.21	74.00	-22.79	HORIZONTAL peak



Unless otherwise agreed in writing, this document is issued by the Company subject to its General Conditions of Service printed overleaf, available on request or accessible at <https://www.sgs.com/en/Terms-and-Conditions>. Attention is drawn to the limitation of liability, indemnification and jurisdiction issues defined therein. Any holder of this document is advised that information contained hereon reflects the Company's findings at the time of its intervention only and within the limits of Client's instructions, if any. The Company's sole responsibility is to its Client and this document does not exonerate parties to a transaction from exercising all their rights and obligations under the transaction documents. This document cannot be reproduced except in full, without prior written approval of the Company. Any unauthorized alteration, forgery or falsification of the content or appearance of this document is unlawful and offenders may be prosecuted to the fullest extent of the law. Unless otherwise stated the results shown in this test report refer only to the sample(s) tested and such sample(s) are retained for 30 days only.

Attention: To check the authenticity of testing /inspection report & certificate, please contact us at telephone: (86-755) 8307 1443, or email: CN.Doccheck@sgs.com

Test Mode: 02; Polarity: Vertical; Modulation:802.11n; Bandwidth:40MHz; Channel:Low



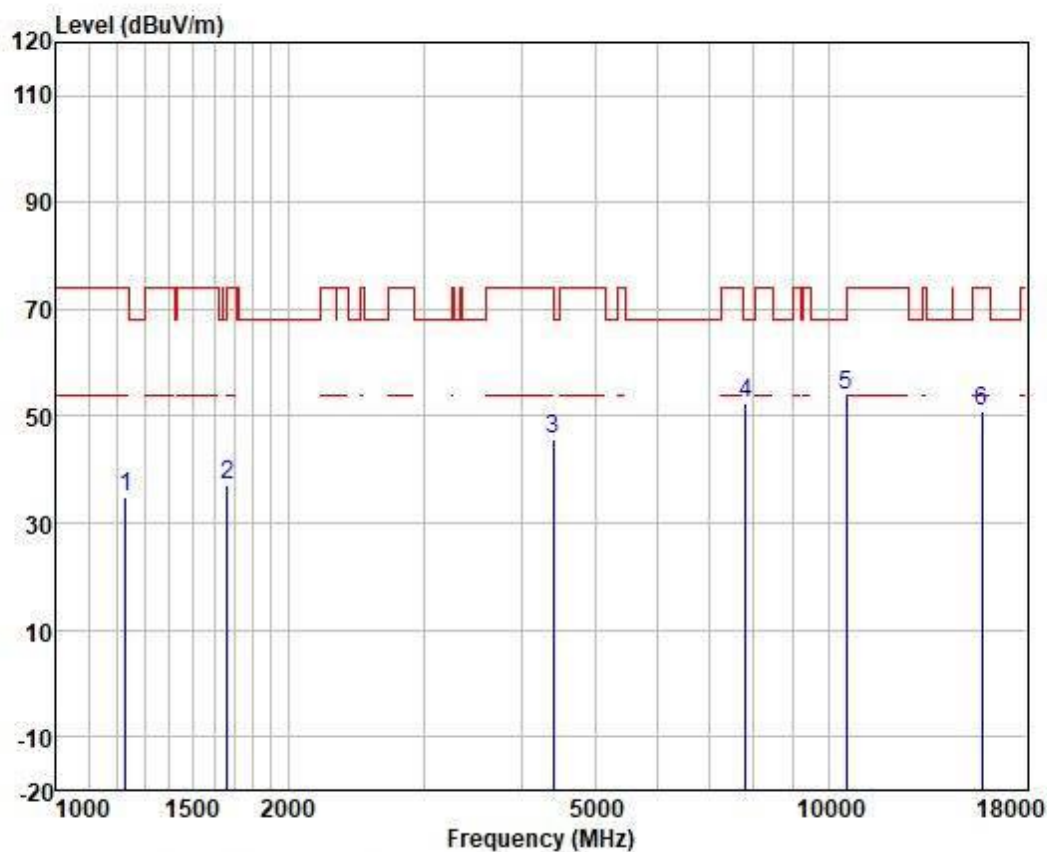
	Freq	ReadAntenna	Cable	Preamp	Level	Limit	Over	Pol/Phase	Remark
	MHz	Level	Factor	Loss	Factor	Level	Line	Limit	
	MHz	dBuV	dB/m	dB	dB	dBuV/m	dBuV/m	dB	
1	1289.627	47.34	23.92	2.58	38.60	35.24	68.20	-32.96	VERTICAL peak
2	1398.336	47.46	24.26	2.66	38.49	35.89	74.00	-38.11	VERTICAL peak
3	4495.125	44.07	34.17	4.62	37.44	45.42	68.20	-22.78	VERTICAL peak
4	8663.404	45.92	36.81	6.50	37.18	52.05	68.20	-16.15	VERTICAL peak
5	10540.000	41.39	39.91	7.27	37.07	51.50	68.20	-16.70	VERTICAL peak
6	15810.000	39.49	37.60	9.45	36.49	50.05	74.00	-23.95	VERTICAL peak



Unless otherwise agreed in writing, this document is issued by the Company subject to its General Conditions of Service printed overleaf, available on request or accessible at <https://www.sgs.com/en/Terms-and-Conditions>. Attention is drawn to the limitation of liability, indemnification and jurisdiction issues defined therein. Any holder of this document is advised that information contained hereon reflects the Company's findings at the time of its intervention only and within the limits of Client's instructions, if any. The Company's sole responsibility is to its Client and this document does not exonerate parties to a transaction from exercising all their rights and obligations under the transaction documents. This document cannot be reproduced except in full, without prior written approval of the Company. Any unauthorized alteration, forgery or falsification of the content or appearance of this document is unlawful and offenders may be prosecuted to the fullest extent of the law. Unless otherwise stated the results shown in this test report refer only to the sample(s) tested and such sample(s) are retained for 30 days only.

Attention: To check the authenticity of testing /inspection report & certificate, please contact us at telephone: (86-755) 8307 1443, or email: CN.Doccheck@sgs.com

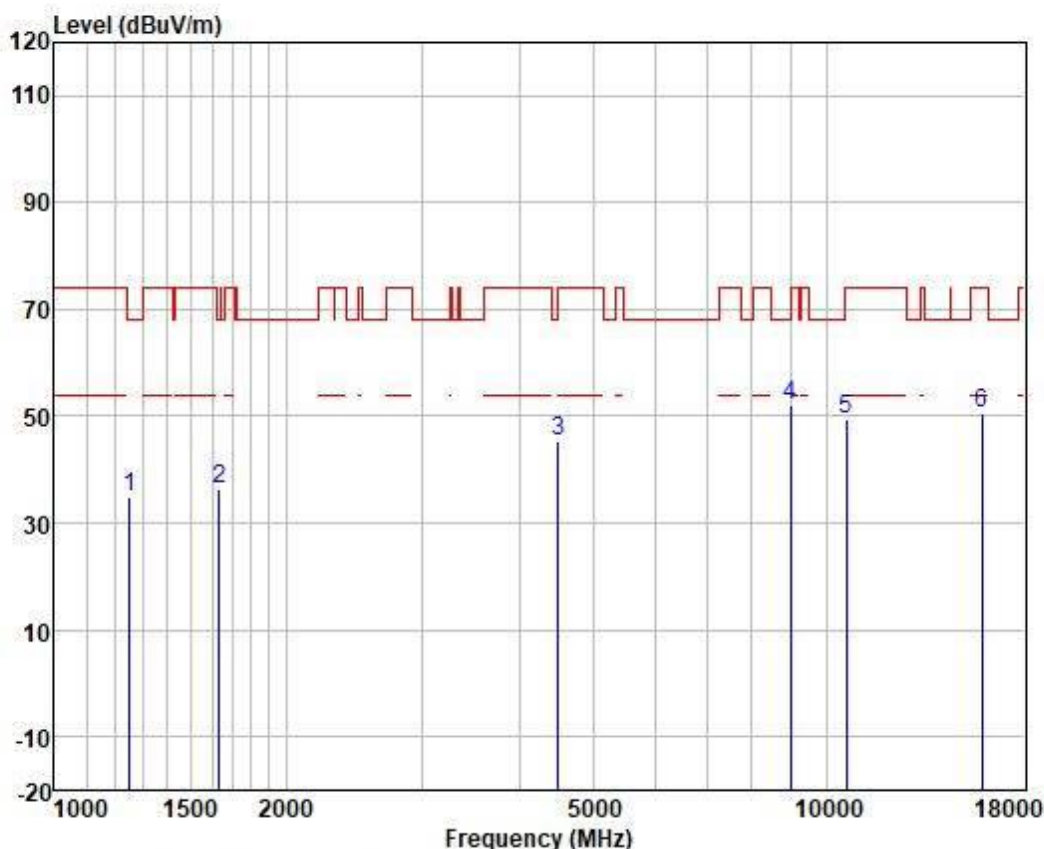
Test Mode: 02; Polarity: Horizontal; Modulation:802.11n; Bandwidth:40MHz; Channel:Low



	Freq	Read	Antenna	Cable	Preamp	Level	Limit	Over		
	MHz	Level	Factor	Loss	Factor	dBuV/m	Line	Limit	Pol/Phase	Remark
	MHz	dBuV	dB/m	dB	dB	dBuV/m	dBuV/m	dB		
1	1231.345	47.43	23.51	2.48	38.64	34.78	74.00	-39.22	HORIZONTAL	peak
2	1663.137	47.52	24.93	2.81	38.06	37.20	74.00	-36.80	HORIZONTAL	peak
3	4405.090	44.83	33.74	4.61	37.46	45.72	68.20	-22.48	HORIZONTAL	peak
4	7807.262	46.41	36.92	6.15	37.20	52.28	68.20	-15.92	HORIZONTAL	peak
5	10540.000	43.85	39.91	7.27	37.07	53.96	68.20	-14.24	HORIZONTAL	peak
6	15810.000	40.44	37.60	9.45	36.49	51.00	74.00	-23.00	HORIZONTAL	peak



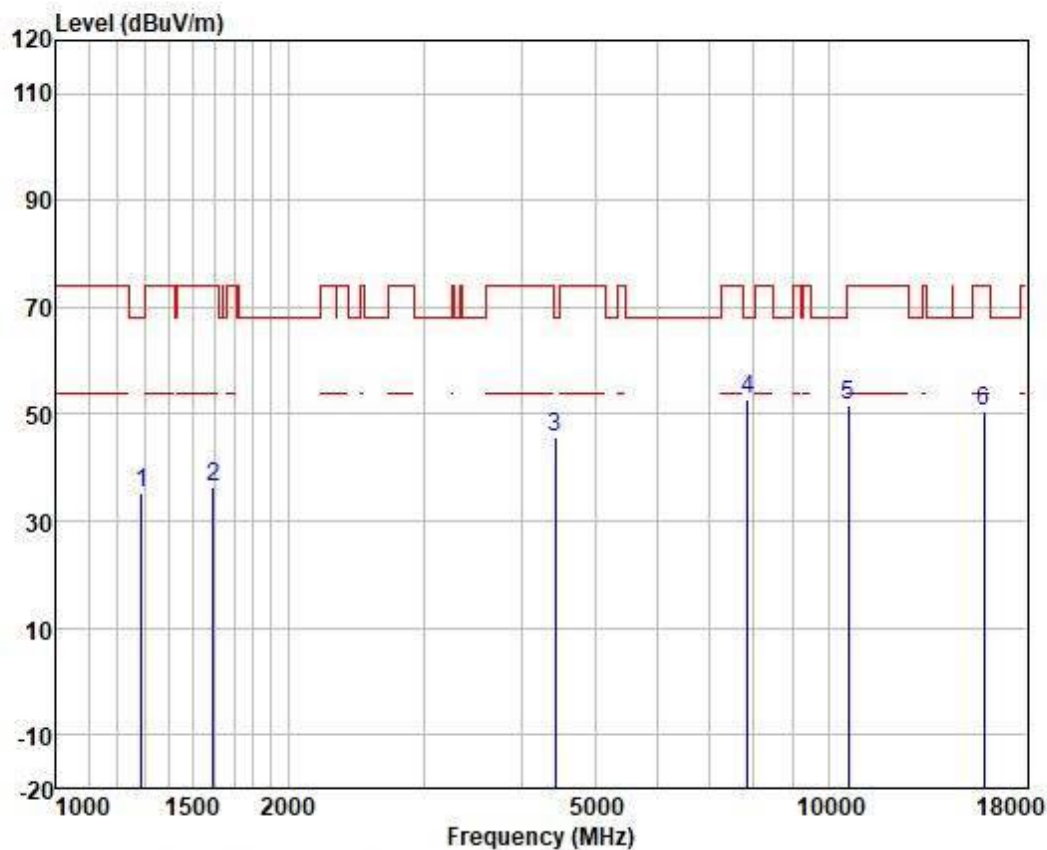
Test Mode: 02; Polarity: Vertical; Modulation:802.11n; Bandwidth:40MHz; Channel:High



	Freq	ReadAntenna	Cable	Preamp	Level	Limit	Over	Pol/Phase	Remark
	MHz	Level	Factor	Loss	Factor	Line	Limit		
		dBuV	dB/m	dB	dB	dBuV/m	dBuV/m	dB	
1	1252.885	47.25	23.71	2.52	38.63	34.85	68.20	-33.35	VERTICAL peak
2	1634.543	46.88	24.81	2.78	38.11	36.36	68.20	-31.84	VERTICAL peak
3	4495.125	43.99	34.17	4.62	37.44	45.34	68.20	-22.86	VERTICAL peak
4	8995.123	44.87	37.59	6.57	37.15	51.88	68.20	-16.32	VERTICAL peak
5	10620.000	39.31	39.96	7.30	37.06	49.51	74.00	-24.49	VERTICAL peak
6	15930.000	40.34	37.20	9.55	36.48	50.61	74.00	-23.39	VERTICAL peak



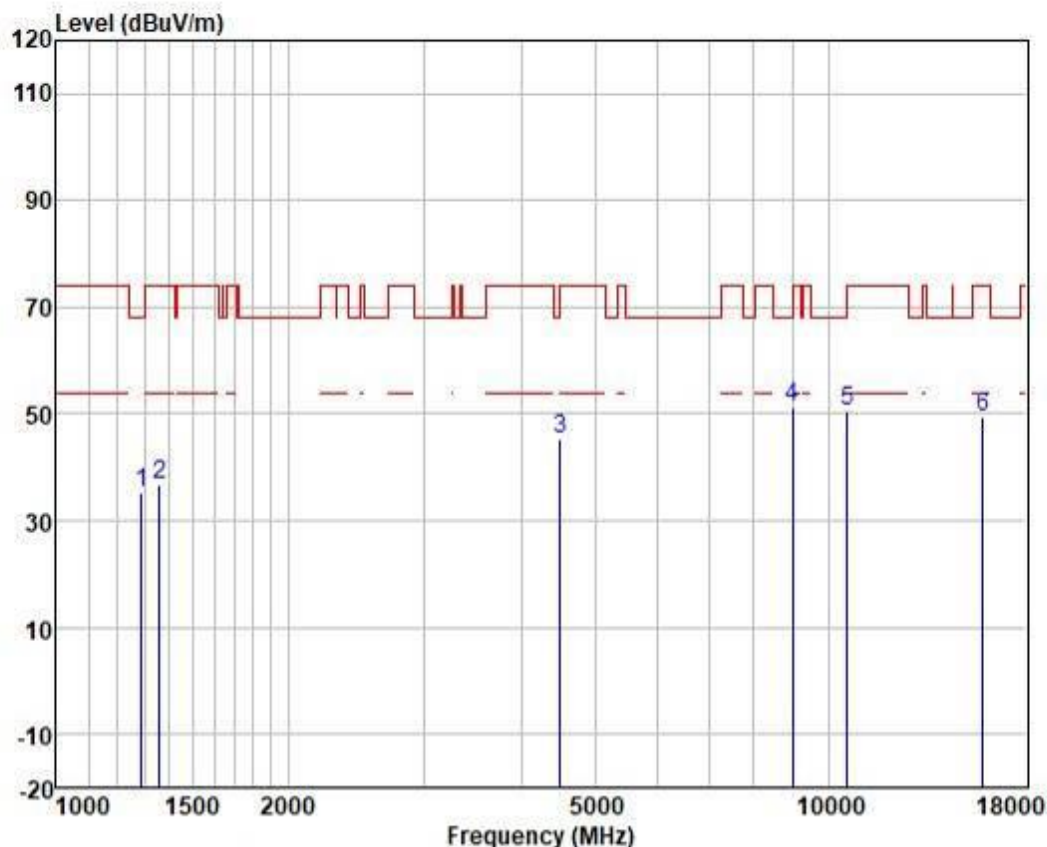
Test Mode: 02; Polarity: Horizontal; Modulation:802.11n; Bandwidth:40MHz; Channel:High



	Freq	Read	Antenna	Cable	Preamp	Level	Limit	Over	Pol/Phase	Remark
	MHz	Level	Factor	Loss	Factor	Level	Line	Limit		
	MHz	dBuV	dB/m	dB	dB	dBuV/m	dBuV/m	dB		
1	1289.627	47.33	23.92	2.58	38.60	35.23	68.20	-32.97	HORIZONTAL	peak
2	1597.181	46.92	24.68	2.75	38.15	36.20	74.00	-37.80	HORIZONTAL	peak
3	4430.628	44.75	33.87	4.61	37.45	45.78	68.20	-22.42	HORIZONTAL	peak
4	7852.524	46.99	36.98	6.16	37.20	52.93	68.20	-15.27	HORIZONTAL	peak
5	10620.000	41.50	39.96	7.30	37.06	51.70	74.00	-22.30	HORIZONTAL	peak
6	15930.000	40.40	37.20	9.55	36.48	50.67	74.00	-23.33	HORIZONTAL	peak



Test Mode: 02; Polarity: Vertical; Modulation:802.11ac; Bandwidth:80MHz; Channel:Low



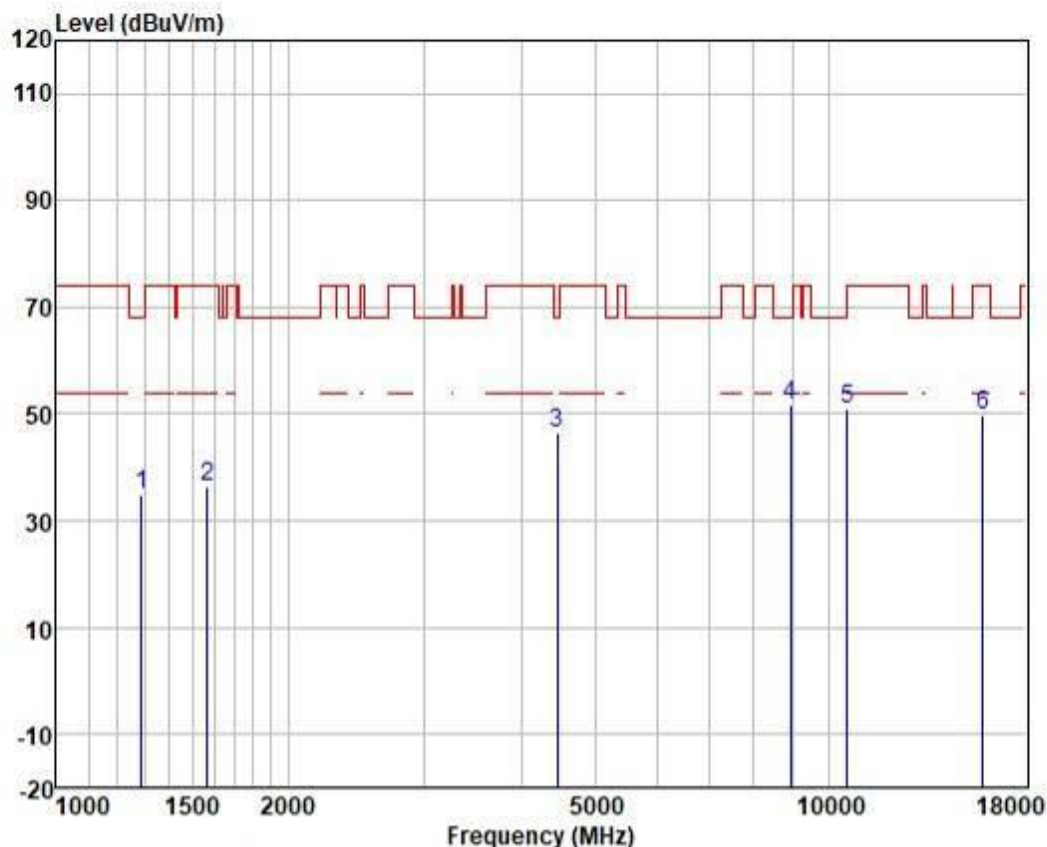
	Freq	Read	Antenna	Cable	Preamp	Level	Limit	Over	Pol/Phase	Remark
	MHz	Level	Factor	Loss	Factor	dBuV/m	Line	Limit		
		dBuV	dB/m	dB	dB	dBuV/m	dBuV/m	dB		
1	1289.627	47.21	23.92	2.58	38.60	35.11	68.20	-33.09	VERTICAL	peak
2	1358.498	48.39	24.16	2.63	38.53	36.65	74.00	-37.35	VERTICAL	peak
3	4495.125	44.15	34.17	4.62	37.44	45.50	68.20	-22.70	VERTICAL	peak
4	8995.123	44.40	37.59	6.57	37.15	51.41	68.20	-16.79	VERTICAL	peak
5	10580.000	40.56	39.93	7.29	37.06	50.72	68.20	-17.48	VERTICAL	peak
6	15870.000	38.86	37.46	9.49	36.48	49.33	74.00	-24.67	VERTICAL	peak



Unless otherwise agreed in writing, this document is issued by the Company subject to its General Conditions of Service printed overleaf, available on request or accessible at <https://www.sgs.com/en/Terms-and-Conditions>. Attention is drawn to the limitation of liability, indemnification and jurisdiction issues defined therein. Any holder of this document is advised that information contained hereon reflects the Company's findings at the time of its intervention only and within the limits of Client's instructions, if any. The Company's sole responsibility is to its Client and this document does not exonerate parties to a transaction from exercising all their rights and obligations under the transaction documents. This document cannot be reproduced except in full, without prior written approval of the Company. Any unauthorized alteration, forgery or falsification of the content or appearance of this document is unlawful and offenders may be prosecuted to the fullest extent of the law. Unless otherwise stated the results shown in this test report refer only to the sample(s) tested and such sample(s) are retained for 30 days only.

Attention: To check the authenticity of testing /inspection report & certificate, please contact us at telephone: (86-755) 8307 1443, or email: CN.Doccheck@sgs.com

Test Mode: 02; Polarity: Horizontal; Modulation:802.11ac; Bandwidth:80MHz; Channel:Low



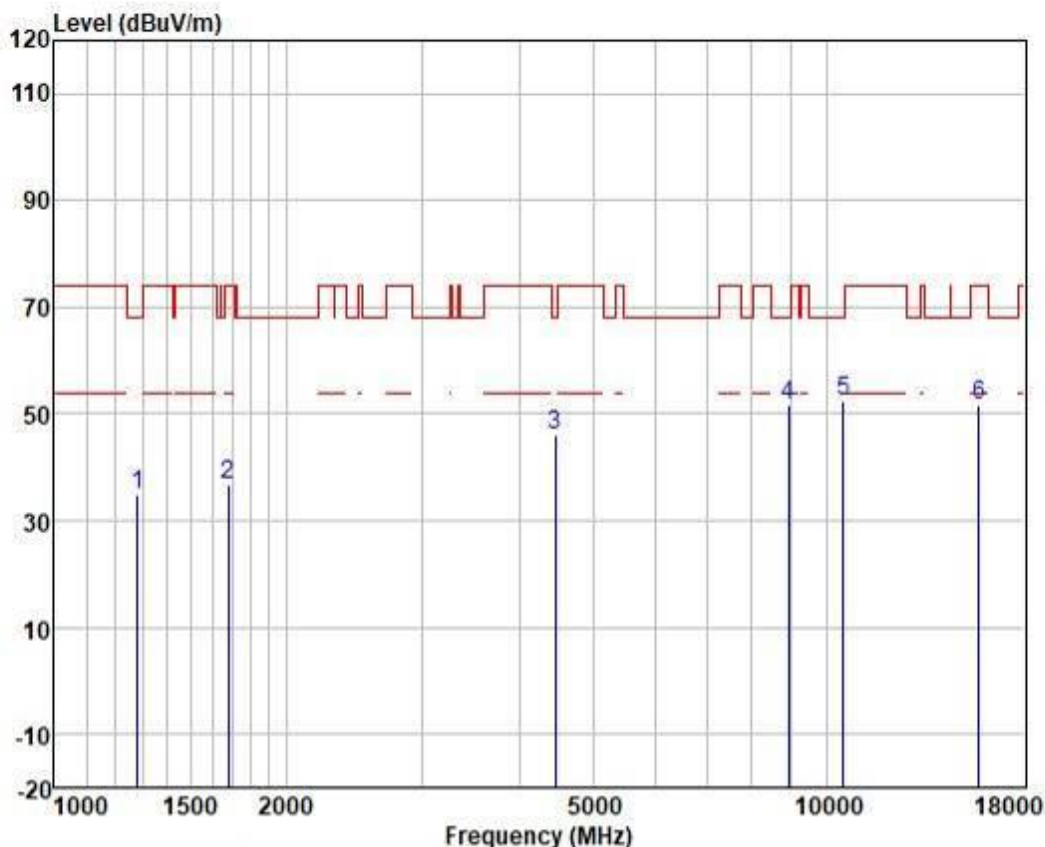
	Freq	Read	Antenna	Cable	Preamp	Level	Limit	Over	Pol/Phase	Remark
	MHz	Level	Factor	Loss	Factor	dBuV/m	dBuV/m	dB		
	MHz	dBuV	dB/m	dB	dB	dBuV/m	dBuV/m	dB		
1	1289.627	47.12	23.92	2.58	38.60	35.02	68.20	-33.18	HORIZONTAL	peak
2	1569.721	47.16	24.60	2.74	38.18	36.32	74.00	-37.68	HORIZONTAL	peak
3	4456.315	45.17	34.00	4.61	37.45	46.33	68.20	-21.87	HORIZONTAL	peak
4	8943.274	44.65	37.50	6.56	37.16	51.55	68.20	-16.65	HORIZONTAL	peak
5	10580.000	40.77	39.93	7.29	37.06	50.93	68.20	-17.27	HORIZONTAL	peak
6	15870.000	39.31	37.46	9.49	36.48	49.78	74.00	-24.22	HORIZONTAL	peak



Unless otherwise agreed in writing, this document is issued by the Company subject to its General Conditions of Service printed overleaf, available on request or accessible at <https://www.sgs.com/en/Terms-and-Conditions>. Attention is drawn to the limitation of liability, indemnification and jurisdiction issues defined therein. Any holder of this document is advised that information contained hereon reflects the Company's findings at the time of its intervention only and within the limits of Client's instructions, if any. The Company's sole responsibility is to its Client and this document does not exonerate parties to a transaction from exercising all their rights and obligations under the transaction documents. This document cannot be reproduced except in full, without prior written approval of the Company. Any unauthorized alteration, forgery or falsification of the content or appearance of this document is unlawful and offenders may be prosecuted to the fullest extent of the law. Unless otherwise stated the results shown in this test report refer only to the sample(s) tested and such sample(s) are retained for 30 days only.

Attention: To check the authenticity of testing /inspection report & certificate, please contact us at telephone: (86-755) 8307 1443, or email: CN.Doccheck@sgs.com

Test Mode: 02; Polarity: Vertical; Modulation:802.11ax(Full RU0); Bandwidth:20MHz; Channel:Low



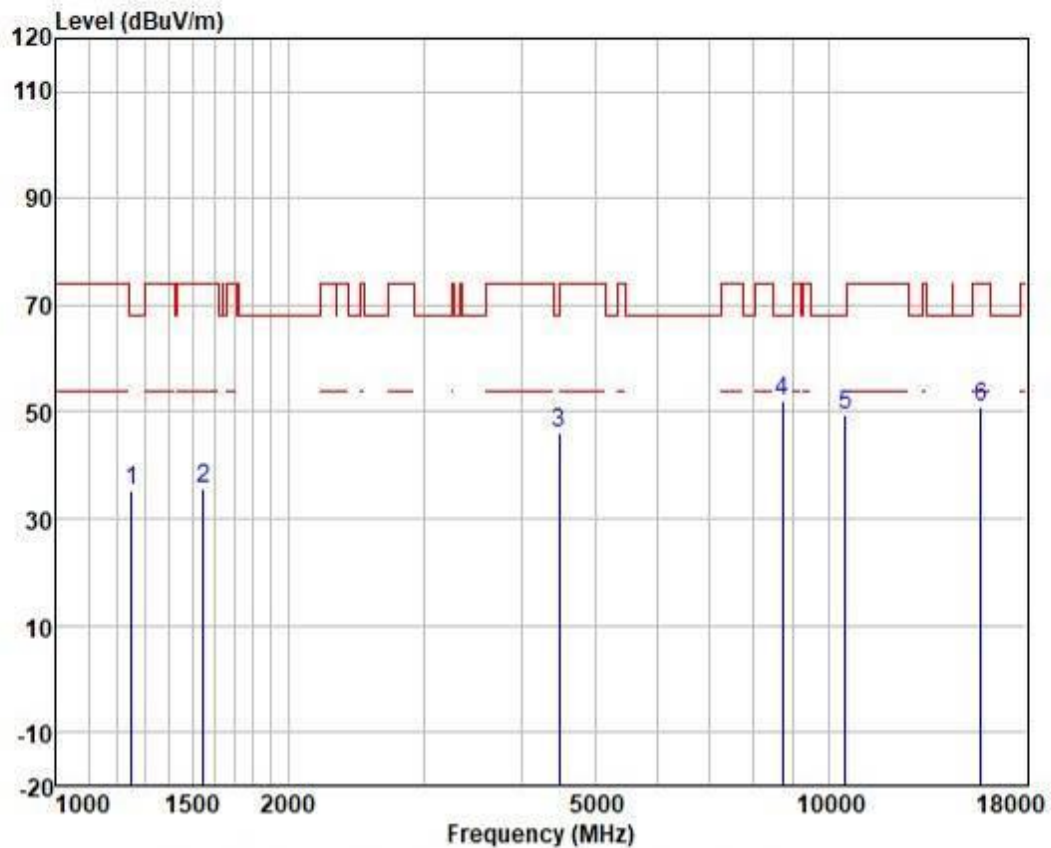
	Freq	ReadAntenna	Cable	Preamp	Level	Limit	Over	Pol/Phase	Remark
	MHz	Level	Factor	Loss	Factor	Level	Limit	Pol/Phase	Remark
	MHz	dBuV	dB/m	dB	dB	dBuV/m	dBuV/m	dB	
1	1282.193	47.08	23.89	2.57	38.60	34.94	68.20	-33.26	VERTICAL peak
2	1682.477	46.91	25.03	2.83	38.05	36.72	74.00	-37.28	VERTICAL peak
3	4456.315	44.78	34.00	4.61	37.45	45.94	68.20	-22.26	VERTICAL peak
4	8943.274	44.78	37.50	6.56	37.16	51.68	68.20	-16.52	VERTICAL peak
5	10520.000	42.44	39.88	7.26	37.07	52.51	68.20	-15.69	VERTICAL peak
6	15780.000	40.82	37.75	9.41	36.49	51.49	74.00	-22.51	VERTICAL peak



Unless otherwise agreed in writing, this document is issued by the Company subject to its General Conditions of Service printed overleaf, available on request or accessible at <https://www.sgs.com/en/Terms-and-Conditions>. Attention is drawn to the limitation of liability, indemnification and jurisdiction issues defined therein. Any holder of this document is advised that information contained hereon reflects the Company's findings at the time of its intervention only and within the limits of Client's instructions, if any. The Company's sole responsibility is to its Client and this document does not exonerate parties to a transaction from exercising all their rights and obligations under the transaction documents. This document cannot be reproduced except in full, without prior written approval of the Company. Any unauthorized alteration, forgery or falsification of the content or appearance of this document is unlawful and offenders may be prosecuted to the fullest extent of the law. Unless otherwise stated the results shown in this test report refer only to the sample(s) tested and such sample(s) are retained for 30 days only.

Attention: To check the authenticity of testing /inspection report & certificate, please contact us at telephone: (86-755) 8307 1443, or email: CN.Doccheck@sgs.com

Test Mode: 02; Polarity: Horizontal; Modulation: 802.11ax(Full RU0); Bandwidth: 20MHz; Channel: Low



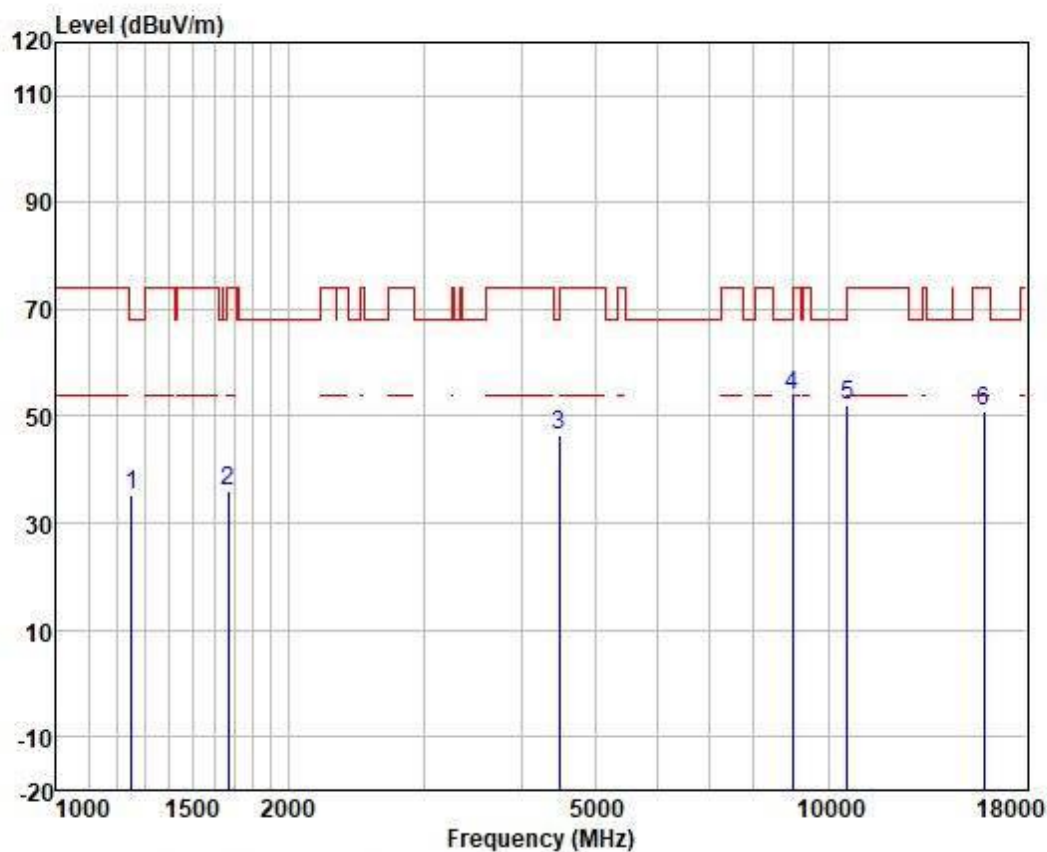
	Freq	ReadAntenna	Cable	Preamp		Limit	Over		
	MHz	Level	Factor	Loss	Factor	Level	Line	Limit	Pol/Phase
	MHz	dBuV	dB/m	dB	dB	dBuV/m	dBuV/m	dB	
1	1252.885	47.51	23.71	2.52	38.63	35.11	68.20	-33.09	HORIZONTAL peak
2	1551.677	46.76	24.55	2.73	38.23	35.81	74.00	-38.19	HORIZONTAL peak
3	4482.150	44.75	34.12	4.62	37.44	46.05	68.20	-22.15	HORIZONTAL peak
4	8713.630	45.59	36.95	6.51	37.17	51.88	68.20	-16.32	HORIZONTAL peak
5	10520.000	39.25	39.88	7.26	37.07	49.32	68.20	-18.88	HORIZONTAL peak
6	15780.000	40.45	37.75	9.41	36.49	51.12	74.00	-22.88	HORIZONTAL peak



Unless otherwise agreed in writing, this document is issued by the Company subject to its General Conditions of Service printed overleaf, available on request or accessible at <https://www.sgs.com/en/Terms-and-Conditions>. Attention is drawn to the limitation of liability, indemnification and jurisdiction issues defined therein. Any holder of this document is advised that information contained hereon reflects the Company's findings at the time of its intervention only and within the limits of Client's instructions, if any. The Company's sole responsibility is to its Client and this document does not exonerate parties to a transaction from exercising all their rights and obligations under the transaction documents. This document cannot be reproduced except in full, without prior written approval of the Company. Any unauthorized alteration, forgery or falsification of the content or appearance of this document is unlawful and offenders may be prosecuted to the fullest extent of the law. Unless otherwise stated the results shown in this test report refer only to the sample(s) tested and such sample(s) are retained for 30 days only.

Attention: To check the authenticity of testing / inspection report & certificate, please contact us at telephone: (86-755) 8307 1443, or email: CN.Doccheck@sgs.com

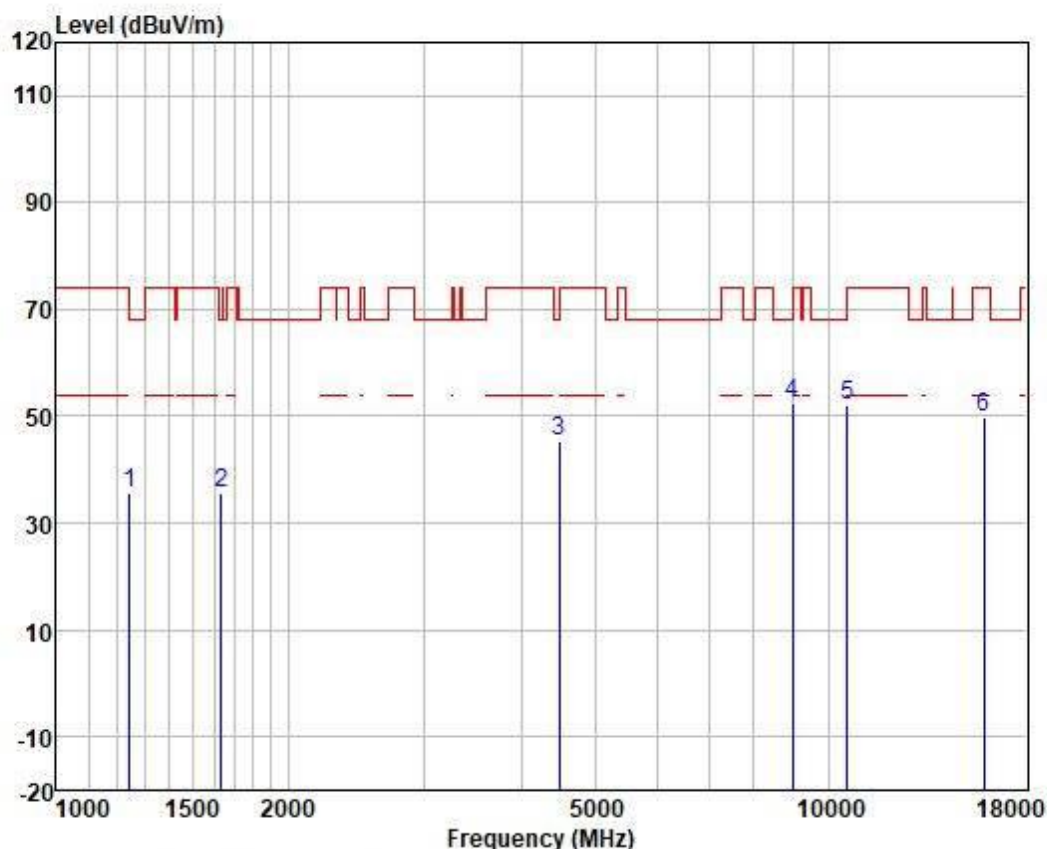
Test Mode: 02; Polarity: Vertical; Modulation:802.11ax(Full RU0); Bandwidth:20MHz; Channel:middle



	Freq	ReadAntenna	Cable	Preamp	Level	Limit	Over	Pol/Phase	Remark
	MHz	Level	Factor	Loss	Factor	Line	Limit		
		dBuV	dB/m	dB	dB	dBuV/m	dBuV/m	dB	
1	1252.885	47.49	23.71	2.52	38.63	35.09	68.20	-33.11	VERTICAL peak
2	1672.779	46.38	24.98	2.82	38.05	36.13	74.00	-37.87	VERTICAL peak
3	4482.150	45.08	34.12	4.62	37.44	46.38	68.20	-21.82	VERTICAL peak
4	8995.123	46.85	37.59	6.57	37.15	53.86	68.20	-14.34	VERTICAL peak
5	10600.000	41.81	39.96	7.30	37.06	52.01	68.20	-16.19	VERTICAL peak
6	15900.000	40.67	37.32	9.52	36.48	51.03	74.00	-22.97	VERTICAL peak



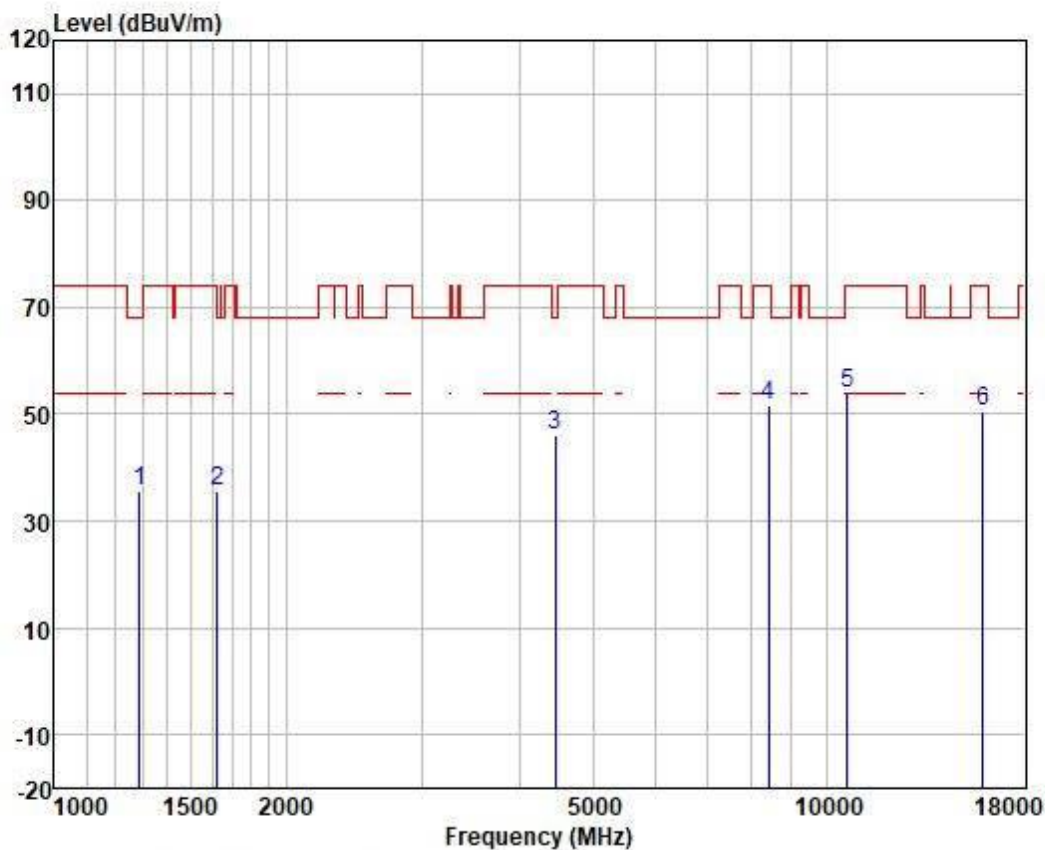
Test Mode: 02; Polarity: Horizontal; Modulation:802.11ax(Full RU0); Bandwidth:20MHz; Channel:middle



	Freq	ReadAntenna	Cable	Preamp	Level	Limit	Over	Pol/Phase	Remark
	MHz	Level	Factor	Loss	Factor	Line	Limit		
		dBuV	dB/m	dB	dB	dBuV/m	dBuV/m	dB	
1	1245.663	47.93	23.65	2.51	38.64	35.45	68.20	-32.75	HORIZONTAL peak
2	1634.543	46.09	24.81	2.78	38.11	35.57	68.20	-32.63	HORIZONTAL peak
3	4482.150	44.20	34.12	4.62	37.44	45.50	68.20	-22.70	HORIZONTAL peak
4	8995.123	45.44	37.59	6.57	37.15	52.45	68.20	-15.75	HORIZONTAL peak
5	10600.000	41.97	39.96	7.30	37.06	52.17	68.20	-16.03	HORIZONTAL peak
6	15900.000	39.34	37.32	9.52	36.48	49.70	74.00	-24.30	HORIZONTAL peak



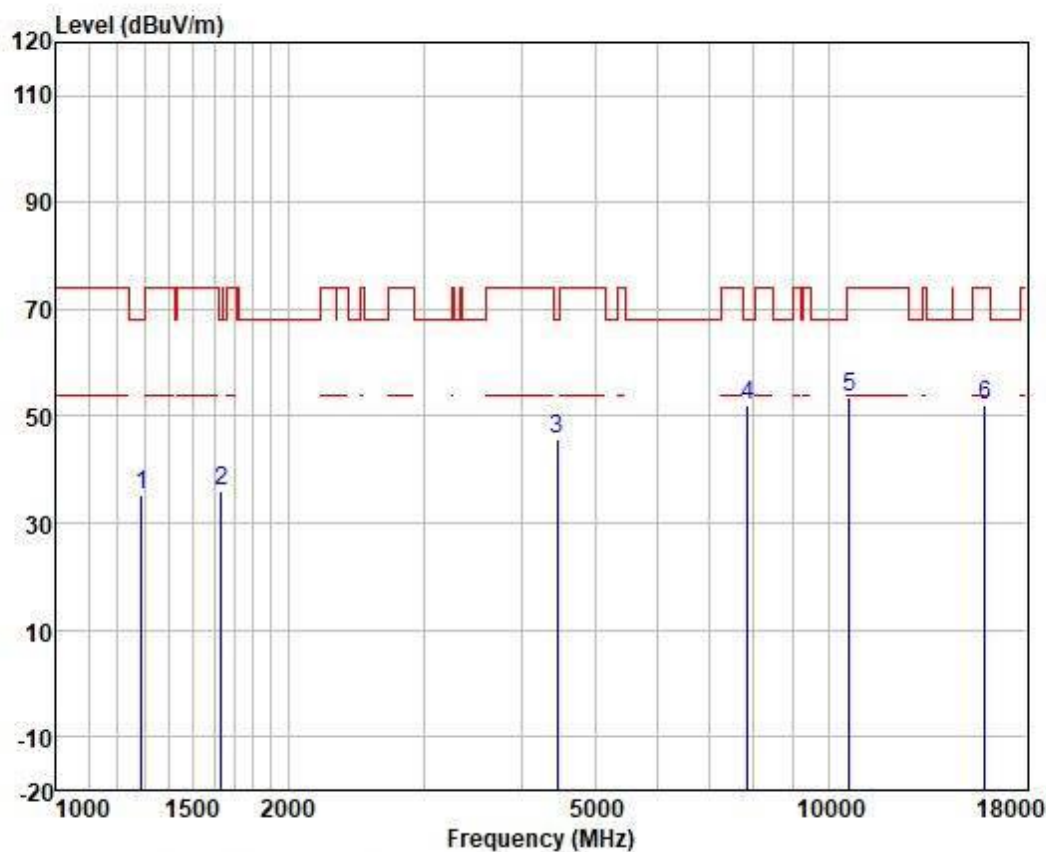
Test Mode: 02; Polarity: Vertical; Modulation:802.11ax(Full RU0); Bandwidth:20MHz; Channel:High



	Freq	ReadAntenna	Cable	Preamp	Level	Limit	Over	Pol/Phase	Remark
	MHz	Level	Factor	Loss	Factor	Line	Limit		
		dBuV	dB/m	dB	dB	dBuV/m	dBuV/m	dB	
1	1289.627	47.79	23.92	2.58	38.60	35.69	68.20	-32.51	VERTICAL peak
2	1625.121	46.20	24.77	2.77	38.11	35.63	74.00	-38.37	VERTICAL peak
3	4456.315	44.76	34.00	4.61	37.45	45.92	68.20	-22.28	VERTICAL peak
4	8416.584	45.75	36.54	6.44	37.19	51.54	74.00	-22.46	VERTICAL peak
5	10640.000	43.69	40.00	7.32	37.06	53.95	74.00	-20.05	VERTICAL peak
6	15960.000	40.32	37.20	9.55	36.48	50.59	74.00	-23.41	VERTICAL peak



Test Mode: 02; Polarity: Horizontal; Modulation:802.11ax(Full RU0); Bandwidth:20MHz; Channel:High



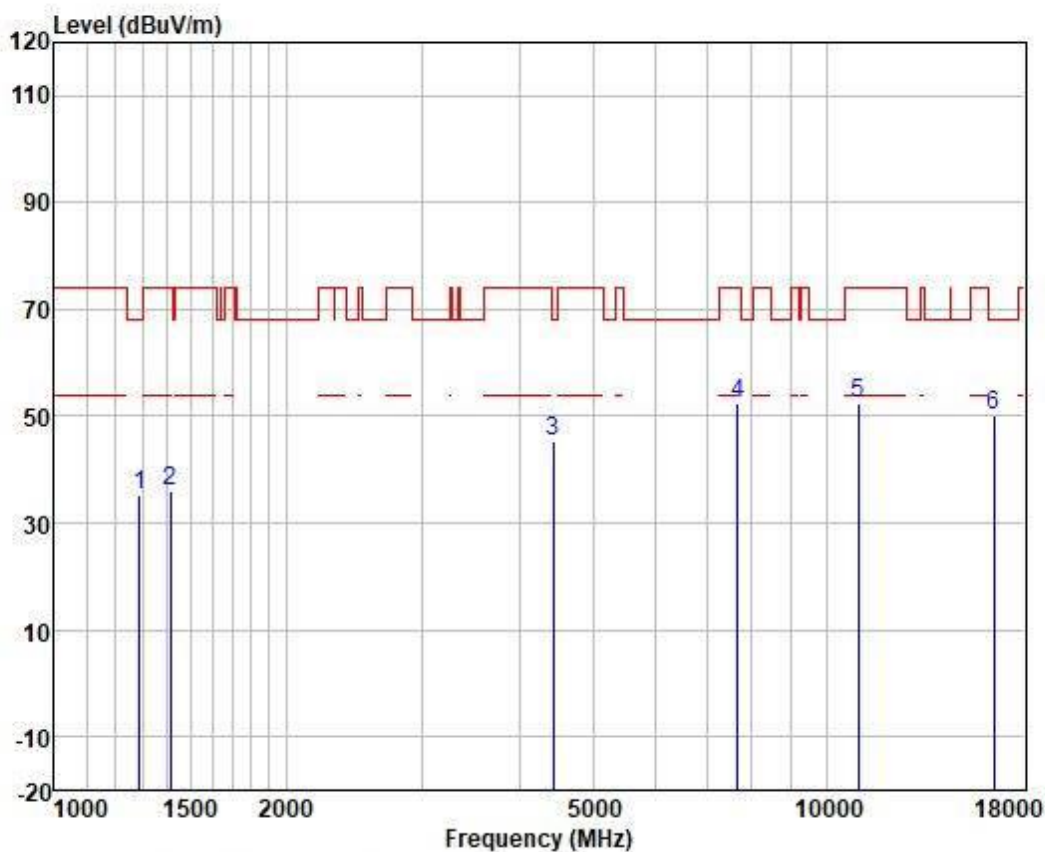
	Freq	Read	Antenna	Cable	Preamp	Level	Limit	Over	Pol/Phase	Remark
	MHz	Level	Factor	Loss	Factor	dBuV/m	Line	Limit		
		dBuV	dB/m	dB	dB	dBuV/m	dBuV/m	dB		
1	1289.627	47.39	23.92	2.58	38.60	35.29	68.20	-32.91	HORIZONTAL	peak
2	1634.543	46.51	24.81	2.78	38.11	35.99	68.20	-32.21	HORIZONTAL	peak
3	4456.315	44.68	34.00	4.61	37.45	45.84	68.20	-22.36	HORIZONTAL	peak
4	7852.524	46.23	36.98	6.16	37.20	52.17	68.20	-16.03	HORIZONTAL	peak
5	10640.000	43.42	40.00	7.32	37.06	53.68	74.00	-20.32	HORIZONTAL	peak
6	15960.000	41.60	37.20	9.55	36.48	51.87	74.00	-22.13	HORIZONTAL	peak



Unless otherwise agreed in writing, this document is issued by the Company subject to its General Conditions of Service printed overleaf, available on request or accessible at <https://www.sgs.com/en/Terms-and-Conditions>. Attention is drawn to the limitation of liability, indemnification and jurisdiction issues defined therein. Any holder of this document is advised that information contained hereon reflects the Company's findings at the time of its intervention only and within the limits of Client's instructions, if any. The Company's sole responsibility is to its Client and this document does not exonerate parties to a transaction from exercising all their rights and obligations under the transaction documents. This document cannot be reproduced except in full, without prior written approval of the Company. Any unauthorized alteration, forgery or falsification of the content or appearance of this document is unlawful and offenders may be prosecuted to the fullest extent of the law. Unless otherwise stated the results shown in this test report refer only to the sample(s) tested and such sample(s) are retained for 30 days only.

Attention: To check the authenticity of testing / inspection report & certificate, please contact us at telephone: (86-755) 8307 1443, or email: CN.Doccheck@sgs.com

Test Mode: 03; Polarity: Vertical; Modulation:802.11a; Bandwidth:20MHz; Channel:Low



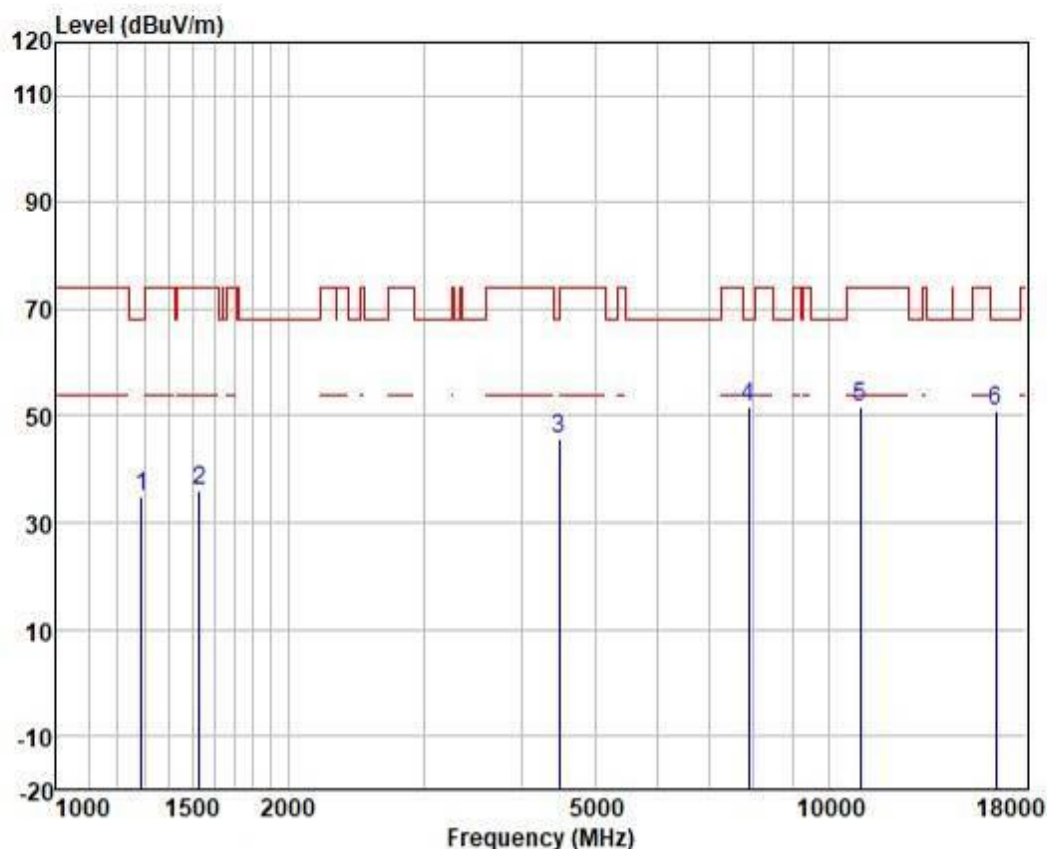
	Freq	ReadAntenna	Cable	Preamp	Level	Limit	Over	Pol/Phase	Remark
	MHz	Level	Factor	Loss	Factor	Line	Limit		
		dBuV	dB/m	dB	dB	dBuV/m	dBuV/m	dB	
1	1289.627	47.50	23.92	2.58	38.60	35.40	68.20	-32.80	VERTICAL peak
2	1414.597	47.40	24.29	2.67	38.47	35.89	74.00	-38.11	VERTICAL peak
3	4430.628	44.39	33.87	4.61	37.45	45.42	68.20	-22.78	VERTICAL peak
4	7673.034	47.02	36.67	6.08	37.19	52.58	74.00	-21.42	VERTICAL peak
5	11000.000	41.57	40.42	7.52	37.00	52.51	74.00	-21.49	VERTICAL peak
6	16500.000	38.57	38.70	9.34	36.45	50.16	68.20	-18.04	VERTICAL peak



Unless otherwise agreed in writing, this document is issued by the Company subject to its General Conditions of Service printed overleaf, available on request or accessible at <https://www.sgs.com/en/Terms-and-Conditions>. Attention is drawn to the limitation of liability, indemnification and jurisdiction issues defined therein. Any holder of this document is advised that information contained hereon reflects the Company's findings at the time of its intervention only and within the limits of Client's instructions, if any. The Company's sole responsibility is to its Client and this document does not exonerate parties to a transaction from exercising all their rights and obligations under the transaction documents. This document cannot be reproduced except in full, without prior written approval of the Company. Any unauthorized alteration, forgery or falsification of the content or appearance of this document is unlawful and offenders may be prosecuted to the fullest extent of the law. Unless otherwise stated the results shown in this test report refer only to the sample(s) tested and such sample(s) are retained for 30 days only.

Attention: To check the authenticity of testing /inspection report & certificate, please contact us at telephone: (86-755) 8307 1443, or email: CN.Doccheck@sgs.com

Test Mode: 03; Polarity: Horizontal; Modulation:802.11a; Bandwidth:20MHz; Channel:Low



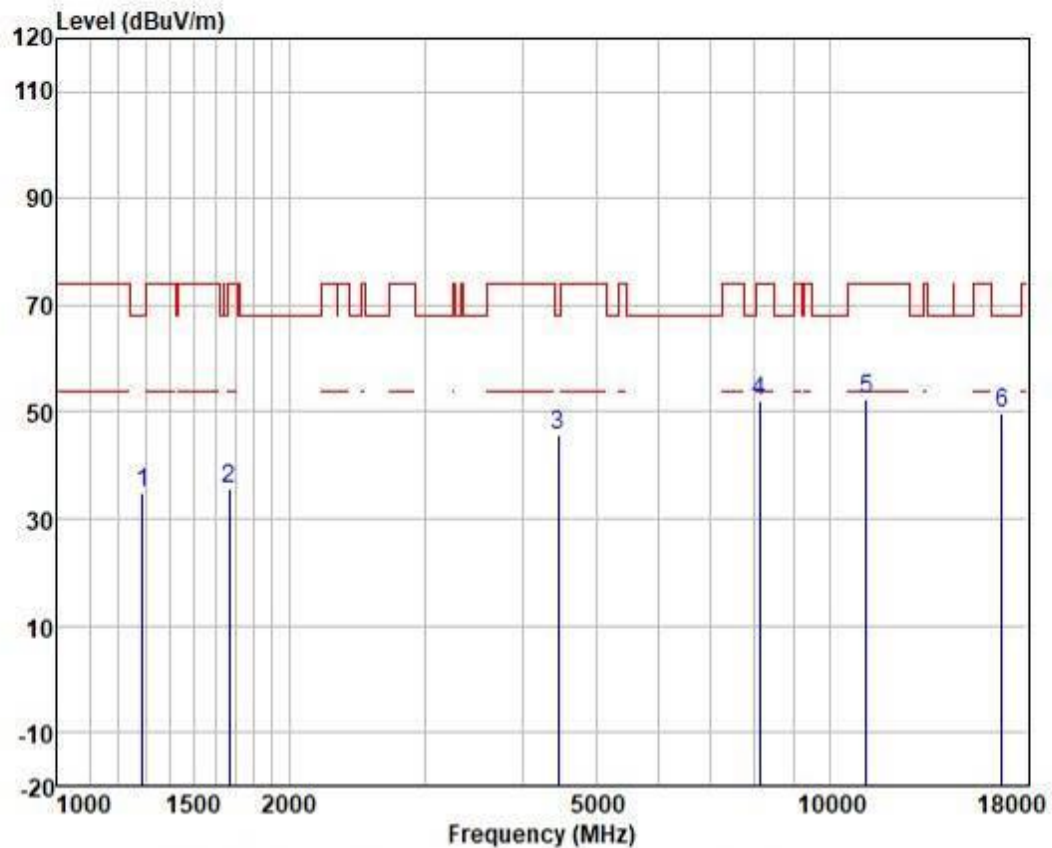
	Freq	ReadAntenna	Cable	Preamp	Level	Limit	Over	Pol/Phase	Remark
	MHz	Level	Factor	Loss	Factor	Level	Line	Limit	
	MHz	dBuV	dB/m	dB	dB	dBuV/m	dBuV/m	dB	
1	1289.627	46.86	23.92	2.58	38.60	34.76	68.20	-33.44	HORIZONTAL peak
2	1533.841	46.87	24.51	2.72	38.26	35.84	74.00	-38.16	HORIZONTAL peak
3	4482.150	44.23	34.12	4.62	37.44	45.53	68.20	-22.67	HORIZONTAL peak
4	7898.049	45.69	37.04	6.18	37.20	51.71	68.20	-16.49	HORIZONTAL peak
5	11000.000	40.79	40.42	7.52	37.00	51.73	74.00	-22.27	HORIZONTAL peak
6	16500.000	39.22	38.70	9.34	36.45	50.81	68.20	-17.39	HORIZONTAL peak



Unless otherwise agreed in writing, this document is issued by the Company subject to its General Conditions of Service printed overleaf, available on request or accessible at <https://www.sgs.com/en/Terms-and-Conditions>. Attention is drawn to the limitation of liability, indemnification and jurisdiction issues defined therein. Any holder of this document is advised that information contained hereon reflects the Company's findings at the time of its intervention only and within the limits of Client's instructions, if any. The Company's sole responsibility is to its Client and this document does not exonerate parties to a transaction from exercising all their rights and obligations under the transaction documents. This document cannot be reproduced except in full, without prior written approval of the Company. Any unauthorized alteration, forgery or falsification of the content or appearance of this document is unlawful and offenders may be prosecuted to the fullest extent of the law. Unless otherwise stated the results shown in this test report refer only to the sample(s) tested and such sample(s) are retained for 30 days only.

Attention: To check the authenticity of testing /inspection report & certificate, please contact us at telephone: (86-755) 8307 1443, or email: CN.Doccheck@sgs.com

Test Mode: 03; Polarity: Vertical; Modulation:802.11a; Bandwidth:20MHz; Channel:middle



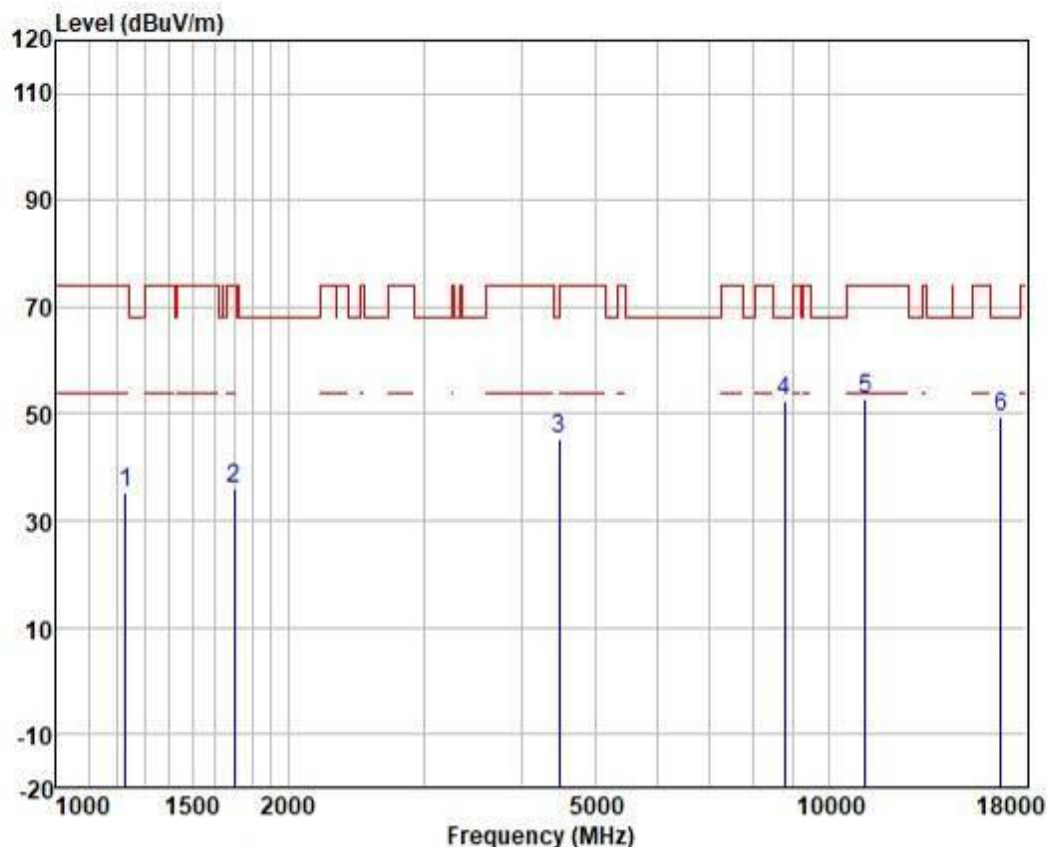
	Freq	ReadAntenna	Cable	Preamp	Level	Limit	Over	Pol/Phase	Remark
	MHz	Level	Factor	Loss	Factor	Line	Limit		
		dBuV	dB/m	dB	dB	dBuV/m	dBuV/m	dB	
1	1289.627	47.00	23.92	2.58	38.60	34.90	68.20	-33.30	VERTICAL peak
2	1672.779	45.86	24.98	2.82	38.05	35.61	74.00	-38.39	VERTICAL peak
3	4456.315	44.43	34.00	4.61	37.45	45.59	68.20	-22.61	VERTICAL peak
4	8129.664	45.88	36.99	6.26	37.20	51.93	74.00	-22.07	VERTICAL peak
5	11160.000	41.35	40.37	7.55	36.96	52.31	74.00	-21.69	VERTICAL peak
6	16740.000	36.72	40.14	9.39	36.43	49.82	68.20	-18.38	VERTICAL peak



Unless otherwise agreed in writing, this document is issued by the Company subject to its General Conditions of Service printed overleaf, available on request or accessible at <https://www.sgs.com/en/Terms-and-Conditions>. Attention is drawn to the limitation of liability, indemnification and jurisdiction issues defined therein. Any holder of this document is advised that information contained hereon reflects the Company's findings at the time of its intervention only and within the limits of Client's instructions, if any. The Company's sole responsibility is to its Client and this document does not exonerate parties to a transaction from exercising all their rights and obligations under the transaction documents. This document cannot be reproduced except in full, without prior written approval of the Company. Any unauthorized alteration, forgery or falsification of the content or appearance of this document is unlawful and offenders may be prosecuted to the fullest extent of the law. Unless otherwise stated the results shown in this test report refer only to the sample(s) tested and such sample(s) are retained for 30 days only.

Attention: To check the authenticity of testing /inspection report & certificate, please contact us at telephone: (86-755) 8307 1443, or email: CN.Doccheck@sgs.com

Test Mode: 03; Polarity: Horizontal; Modulation:802.11a; Bandwidth:20MHz; Channel:middle



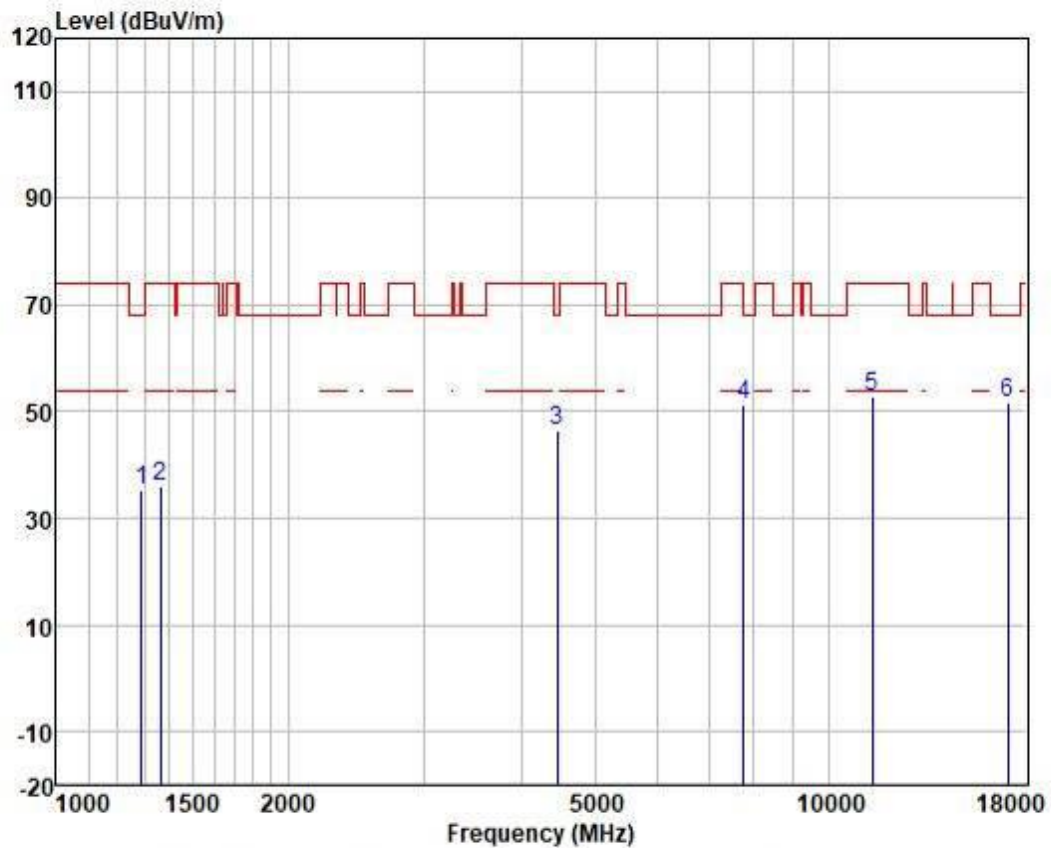
	Freq	ReadAntenna	Cable	Preamp	Level	Limit	Over	Pol/Phase	Remark
	MHz	Level	Factor	Loss	Factor	Line	Limit		
		dBuV	dB/m	dB	dB	dBuV/m	dBuV/m	dB	
1	1231.345	47.86	23.51	2.48	38.64	35.21	74.00	-38.79	HORIZONTAL peak
2	1702.042	46.18	25.15	2.85	38.03	36.15	74.00	-37.85	HORIZONTAL peak
3	4482.150	43.95	34.12	4.62	37.44	45.25	68.20	-22.95	HORIZONTAL peak
4	8789.516	45.72	37.17	6.53	37.17	52.25	68.20	-15.95	HORIZONTAL peak
5	11160.000	41.84	40.37	7.55	36.96	52.80	74.00	-21.20	HORIZONTAL peak
6	16740.000	36.45	40.14	9.39	36.43	49.55	68.20	-18.65	HORIZONTAL peak



Unless otherwise agreed in writing, this document is issued by the Company subject to its General Conditions of Service printed overleaf, available on request or accessible at <https://www.sgs.com/en/Terms-and-Conditions>. Attention is drawn to the limitation of liability, indemnification and jurisdiction issues defined therein. Any holder of this document is advised that information contained hereon reflects the Company's findings at the time of its intervention only and within the limits of Client's instructions, if any. The Company's sole responsibility is to its Client and this document does not exonerate parties to a transaction from exercising all their rights and obligations under the transaction documents. This document cannot be reproduced except in full, without prior written approval of the Company. Any unauthorized alteration, forgery or falsification of the content or appearance of this document is unlawful and offenders may be prosecuted to the fullest extent of the law. Unless otherwise stated the results shown in this test report refer only to the sample(s) tested and such sample(s) are retained for 30 days only.

Attention: To check the authenticity of testing /inspection report & certificate, please contact us at telephone: (86-755) 8307 1443, or email: CN.Doccheck@sgs.com

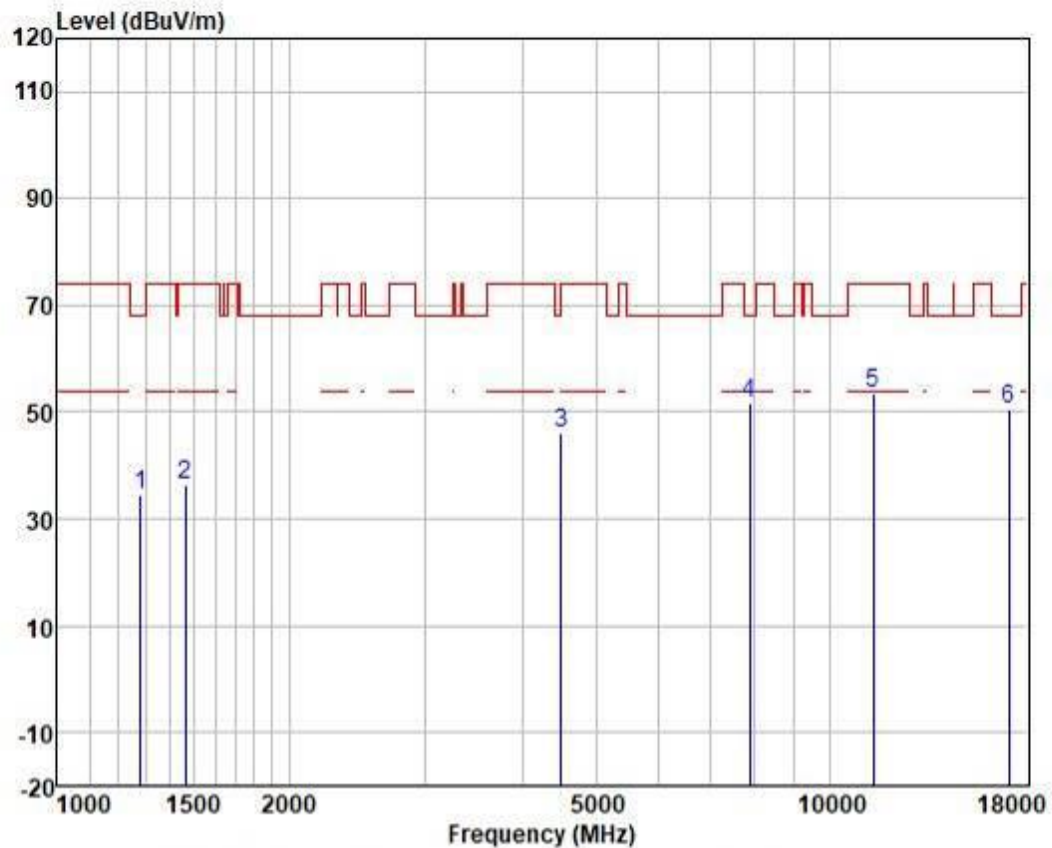
Test Mode: 03; Polarity: Vertical; Modulation:802.11a; Bandwidth:20MHz; Channel:High



	Freq	ReadAntenna	Cable	Preamp	Level	Limit	Over		
	MHz	Level	Factor	Loss	Factor	Line	Limit	Pol/Phase	Remark
	MHz	dBuV	dB/m	dB	dB	dBuV/m	dBuV/m	dB	
1	1289.627	47.46	23.92	2.58	38.60	35.36	68.20	-32.84	VERTICAL peak
2	1366.374	47.69	24.18	2.64	38.51	36.00	74.00	-38.00	VERTICAL peak
3	4456.315	45.18	34.00	4.61	37.45	46.34	68.20	-21.86	VERTICAL peak
4	7762.260	45.37	36.84	6.13	37.19	51.15	68.20	-17.05	VERTICAL peak
5	11400.000	41.75	40.28	7.61	36.94	52.70	74.00	-21.30	VERTICAL peak
6	17100.000	36.67	41.90	9.45	36.42	51.60	68.20	-16.60	VERTICAL peak



Test Mode: 03; Polarity: Horizontal; Modulation:802.11a; Bandwidth:20MHz; Channel:High



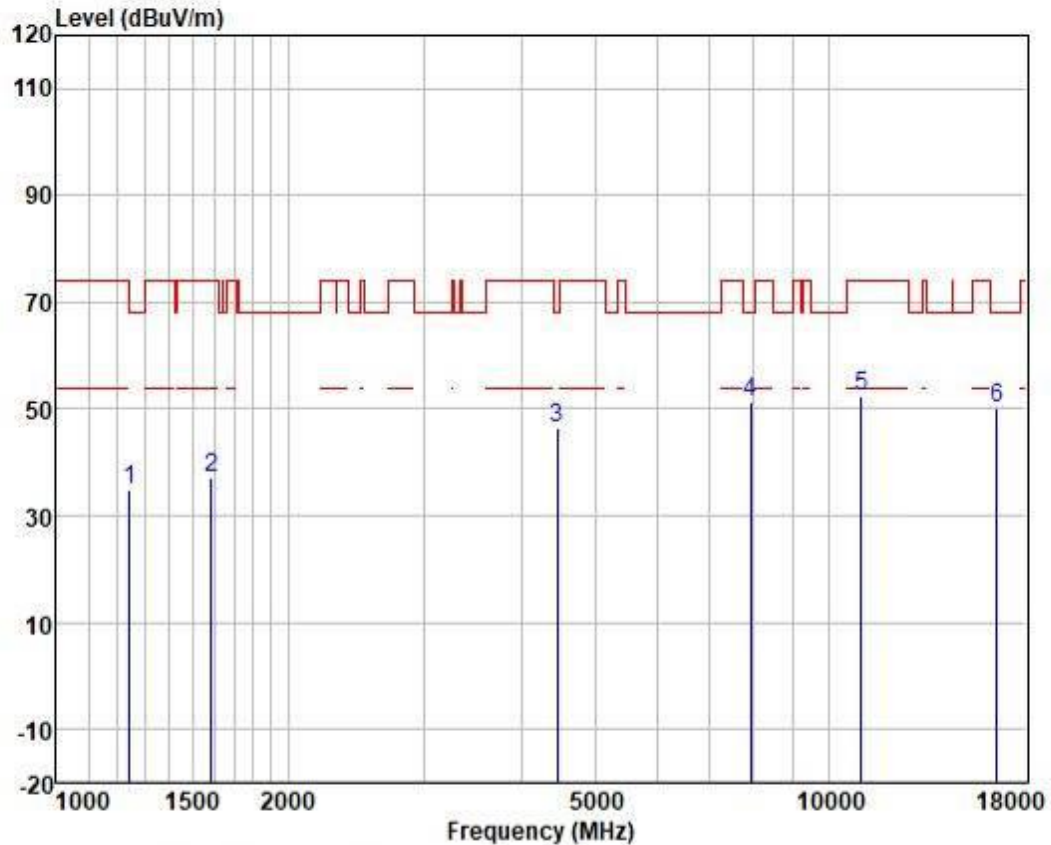
	Freq	Read	Antenna	Cable	Preamp	Level	Limit	Over	Pol/Phase	Remark
	MHz	Level	Factor	Loss	Factor	dBuV/m	Line	Limit		
		dBuV	dB/m	dB	dB	dBuV/m	dBuV/m	dB		
1	1282.193	46.77	23.89	2.57	38.60	34.63	68.20	-33.57	HORIZONTAL	peak
2	1464.522	47.84	24.38	2.69	38.39	36.52	74.00	-37.48	HORIZONTAL	peak
3	4495.125	44.56	34.17	4.62	37.44	45.91	68.20	-22.29	HORIZONTAL	peak
4	7898.049	45.56	37.04	6.18	37.20	51.58	68.20	-16.62	HORIZONTAL	peak
5	11400.000	42.59	40.28	7.61	36.94	53.54	74.00	-20.46	HORIZONTAL	peak
6	17100.000	35.49	41.90	9.45	36.42	50.42	68.20	-17.78	HORIZONTAL	peak



Unless otherwise agreed in writing, this document is issued by the Company subject to its General Conditions of Service printed overleaf, available on request or accessible at <https://www.sgs.com/en/Terms-and-Conditions>. Attention is drawn to the limitation of liability, indemnification and jurisdiction issues defined therein. Any holder of this document is advised that information contained hereon reflects the Company's findings at the time of its intervention only and within the limits of Client's instructions, if any. The Company's sole responsibility is to its Client and this document does not exonerate parties to a transaction from exercising all their rights and obligations under the transaction documents. This document cannot be reproduced except in full, without prior written approval of the Company. Any unauthorized alteration, forgery or falsification of the content or appearance of this document is unlawful and offenders may be prosecuted to the fullest extent of the law. Unless otherwise stated the results shown in this test report refer only to the sample(s) tested and such sample(s) are retained for 30 days only.

Attention: To check the authenticity of testing /inspection report & certificate, please contact us at telephone: (86-755) 8307 1443, or email: CN.Doccheck@sgs.com

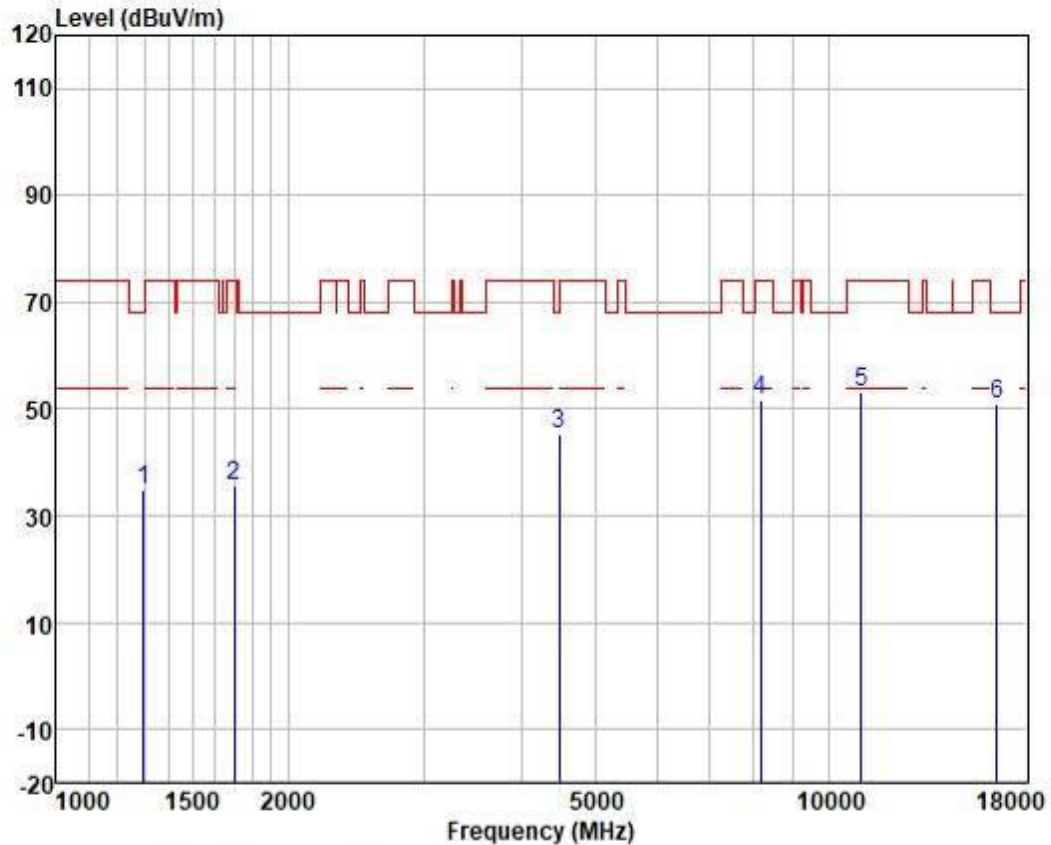
Test Mode: 03; Polarity: Vertical; Modulation:802.11n; Bandwidth:40MHz; Channel:Low



	Freq	ReadAntenna	Cable	Preamp	Level	Limit	Over	Pol/Phase	Remark
	MHz	Level	Factor	Loss	Factor	Line	Limit		
		dBuV	dB/m	dB	dB	dBuV/m	dBuV/m	dB	
1	1245.663	47.36	23.65	2.51	38.64	34.88	68.20	-33.32	VERTICAL peak
2	1587.975	47.98	24.65	2.75	38.15	37.23	74.00	-36.77	VERTICAL peak
3	4456.315	45.36	34.00	4.61	37.45	46.52	68.20	-21.68	VERTICAL peak
4	7943.838	45.07	37.09	6.19	37.20	51.15	68.20	-17.05	VERTICAL peak
5	11020.000	41.62	40.42	7.52	37.00	52.56	74.00	-21.44	VERTICAL peak
6	16530.000	38.30	38.94	9.35	36.45	50.14	68.20	-18.06	VERTICAL peak



Test Mode: 03; Polarity: Horizontal; Modulation:802.11n; Bandwidth:40MHz; Channel:Low



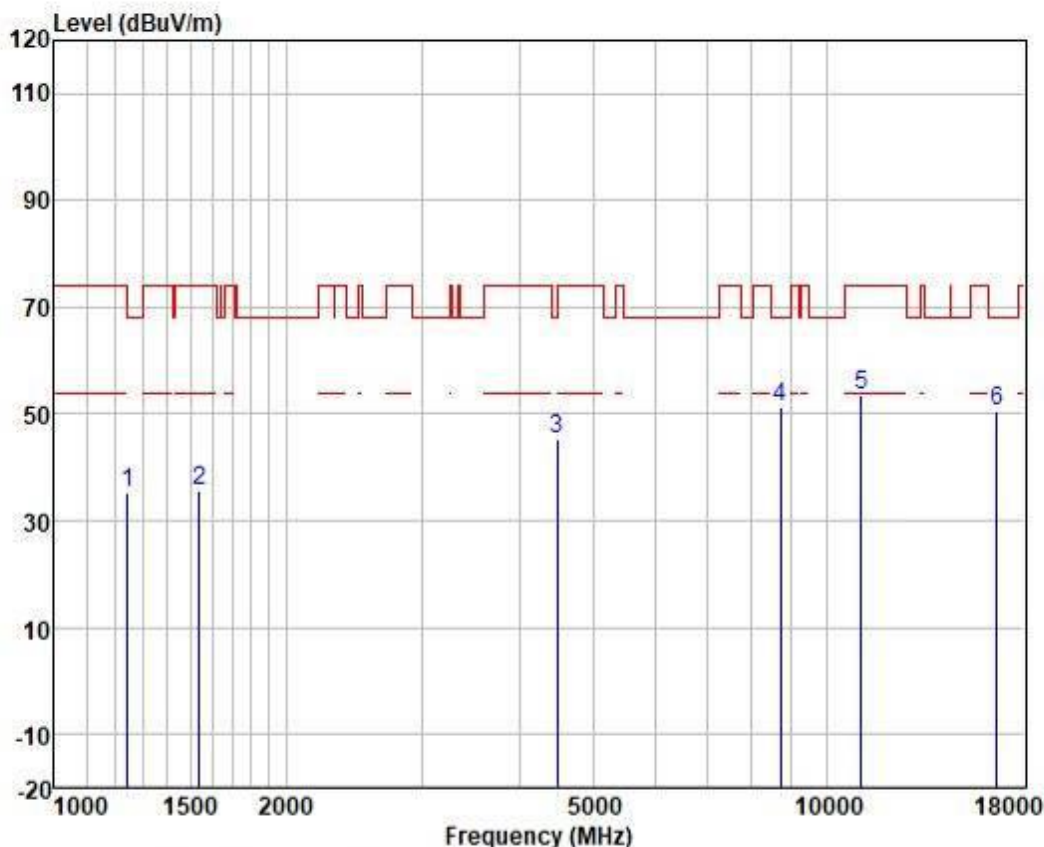
	Freq	ReadAntenna	Cable	Preamp	Level	Limit	Over	Pol/Phase	Remark
	MHz	Level	Factor	Loss	Factor	Level	Limit	Pol/Phase	Remark
	MHz	dBuV	dB/m	dB	dB	dBuV/m	dBuV/m	dB	
1	1297.103	46.91	23.96	2.58	38.60	34.85	68.20	-33.35	HORIZONTAL peak
2	1702.042	45.81	25.15	2.85	38.03	35.78	74.00	-38.22	HORIZONTAL peak
3	4482.150	43.90	34.12	4.62	37.44	45.20	68.20	-23.00	HORIZONTAL peak
4	8176.795	45.85	36.92	6.29	37.20	51.86	74.00	-22.14	HORIZONTAL peak
5	11020.000	42.20	40.42	7.52	37.00	53.14	74.00	-20.86	HORIZONTAL peak
6	16530.000	39.11	38.94	9.35	36.45	50.95	68.20	-17.25	HORIZONTAL peak



Unless otherwise agreed in writing, this document is issued by the Company subject to its General Conditions of Service printed overleaf, available on request or accessible at <https://www.sgs.com/en/Terms-and-Conditions>. Attention is drawn to the limitation of liability, indemnification and jurisdiction issues defined therein. Any holder of this document is advised that information contained hereon reflects the Company's findings at the time of its intervention only and within the limits of Client's instructions, if any. The Company's sole responsibility is to its Client and this document does not exonerate parties to a transaction from exercising all their rights and obligations under the transaction documents. This document cannot be reproduced except in full, without prior written approval of the Company. Any unauthorized alteration, forgery or falsification of the content or appearance of this document is unlawful and offenders may be prosecuted to the fullest extent of the law. Unless otherwise stated the results shown in this test report refer only to the sample(s) tested and such sample(s) are retained for 30 days only.

Attention: To check the authenticity of testing /inspection report & certificate, please contact us at telephone: (86-755) 8307 1443, or email: CN.Doccheck@sgs.com

Test Mode: 03; Polarity: Vertical; Modulation:802.11n; Bandwidth:40MHz; Channel:middle



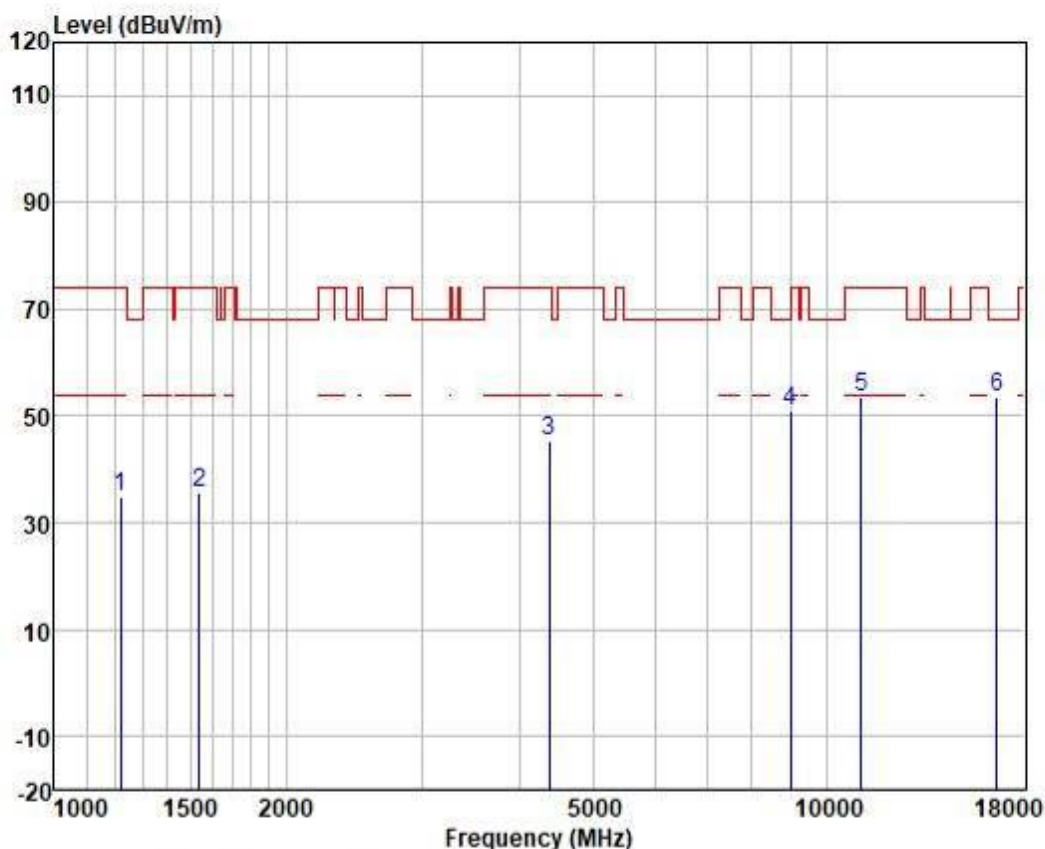
	Freq	ReadAntenna	Cable	Preamp	Level	Limit	Over	Pol/Phase	Remark
	MHz	Level	Factor	Loss	Factor	Line	Limit		
		dBuV	dB/m	dB	dB	dBuV/m	dBuV/m	dB	
1	1245.663	47.76	23.65	2.51	38.64	35.28	68.20	-32.92	VERTICAL peak
2	1542.733	46.64	24.53	2.72	38.23	35.66	74.00	-38.34	VERTICAL peak
3	4482.150	44.17	34.12	4.62	37.44	45.47	68.20	-22.73	VERTICAL peak
4	8713.630	45.05	36.95	6.51	37.17	51.34	68.20	-16.86	VERTICAL peak
5	11100.000	42.45	40.39	7.54	36.98	53.40	74.00	-20.60	VERTICAL peak
6	16650.000	38.19	39.49	9.36	36.44	50.60	68.20	-17.60	VERTICAL peak



Unless otherwise agreed in writing, this document is issued by the Company subject to its General Conditions of Service printed overleaf, available on request or accessible at <https://www.sgs.com/en/Terms-and-Conditions>. Attention is drawn to the limitation of liability, indemnification and jurisdiction issues defined therein. Any holder of this document is advised that information contained hereon reflects the Company's findings at the time of its intervention only and within the limits of Client's instructions, if any. The Company's sole responsibility is to its Client and this document does not exonerate parties to a transaction from exercising all their rights and obligations under the transaction documents. This document cannot be reproduced except in full, without prior written approval of the Company. Any unauthorized alteration, forgery or falsification of the content or appearance of this document is unlawful and offenders may be prosecuted to the fullest extent of the law. Unless otherwise stated the results shown in this test report refer only to the sample(s) tested and such sample(s) are retained for 30 days only.

Attention: To check the authenticity of testing / inspection report & certificate, please contact us at telephone: (86-755) 8307 1443, or email: CN.Doccheck@sgs.com

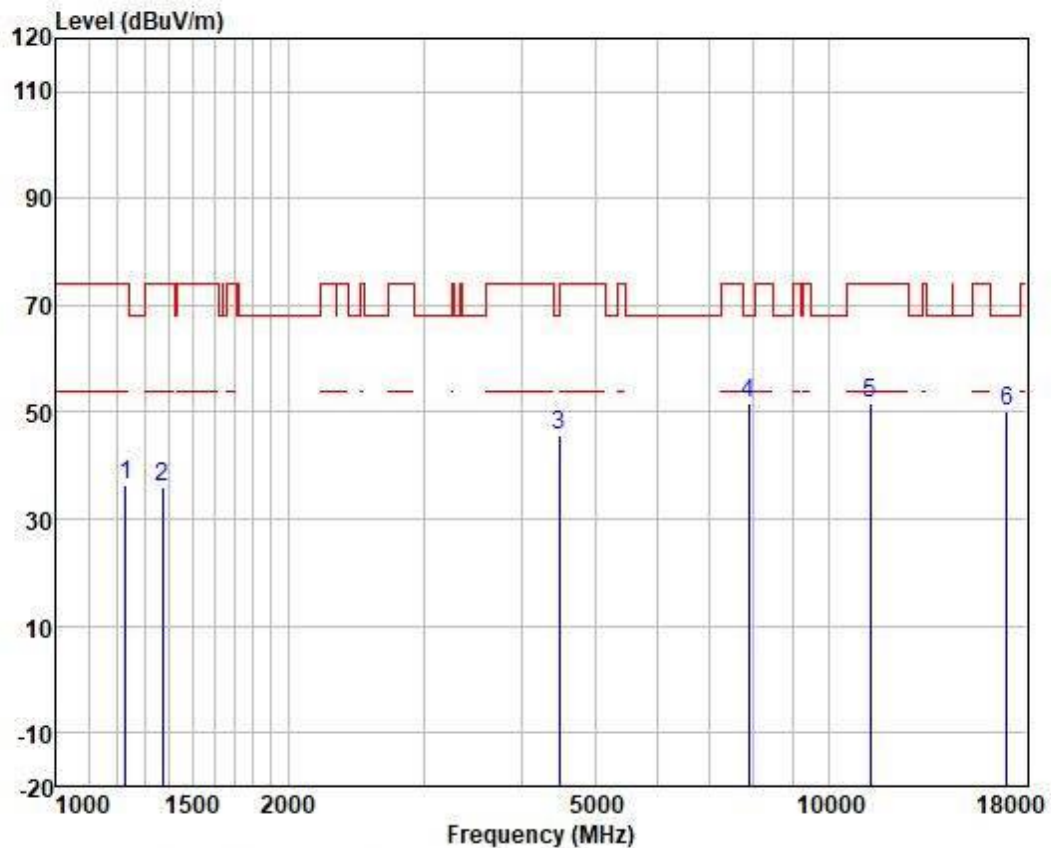
Test Mode: 03; Polarity: Horizontal; Modulation:802.11n; Bandwidth:40MHz; Channel:middle



	Freq	ReadAntenna	Cable	Preamp		Limit	Over		
	MHz	Level	Loss	Factor	Level	Line	Limit	Pol/Phase	Remark
	MHz	dBuV	dB/m	dB	dB	dBuV/m	dBuV/m	dB	
1	1217.190	47.70	23.34	2.43	38.66	34.81	74.00	-39.19	HORIZONTAL peak
2	1542.733	46.64	24.53	2.72	38.23	35.66	74.00	-38.34	HORIZONTAL peak
3	4379.699	44.65	33.59	4.60	37.46	45.38	74.00	-28.62	HORIZONTAL peak
4	8995.123	43.98	37.59	6.57	37.15	50.99	68.20	-17.21	HORIZONTAL peak
5	11100.000	42.76	40.39	7.54	36.98	53.71	74.00	-20.29	HORIZONTAL peak
6	16650.000	41.31	39.49	9.36	36.44	53.72	68.20	-14.48	HORIZONTAL peak



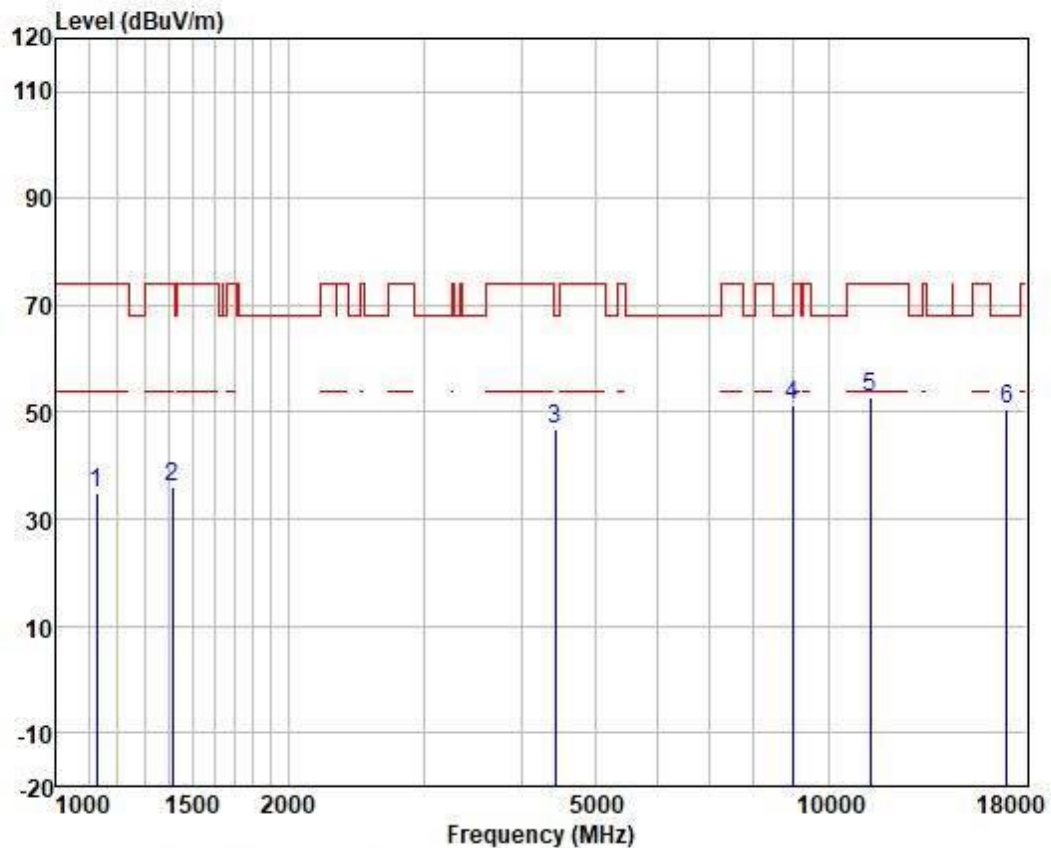
Test Mode: 03; Polarity: Vertical; Modulation:802.11n; Bandwidth:40MHz; Channel:High



	Freq	ReadAntenna	Cable	Preamp	Level	Limit	Over	Pol/Phase	Remark
	MHz	Level	Factor	Loss	Factor	Level	Line	Limit	
		dBuV	dB/m	dB	dB	dBuV/m	dBuV/m	dB	
1	1231.345	48.90	23.51	2.48	38.64	36.25	74.00	-37.75	VERTICAL peak
2	1374.295	47.83	24.20	2.64	38.51	36.16	74.00	-37.84	VERTICAL peak
3	4482.150	44.50	34.12	4.62	37.44	45.80	68.20	-22.40	VERTICAL peak
4	7898.049	45.54	37.04	6.18	37.20	51.56	68.20	-16.64	VERTICAL peak
5	11340.000	40.55	40.31	7.59	36.94	51.51	74.00	-22.49	VERTICAL peak
6	17010.000	35.60	41.57	9.43	36.42	50.18	68.20	-18.02	VERTICAL peak



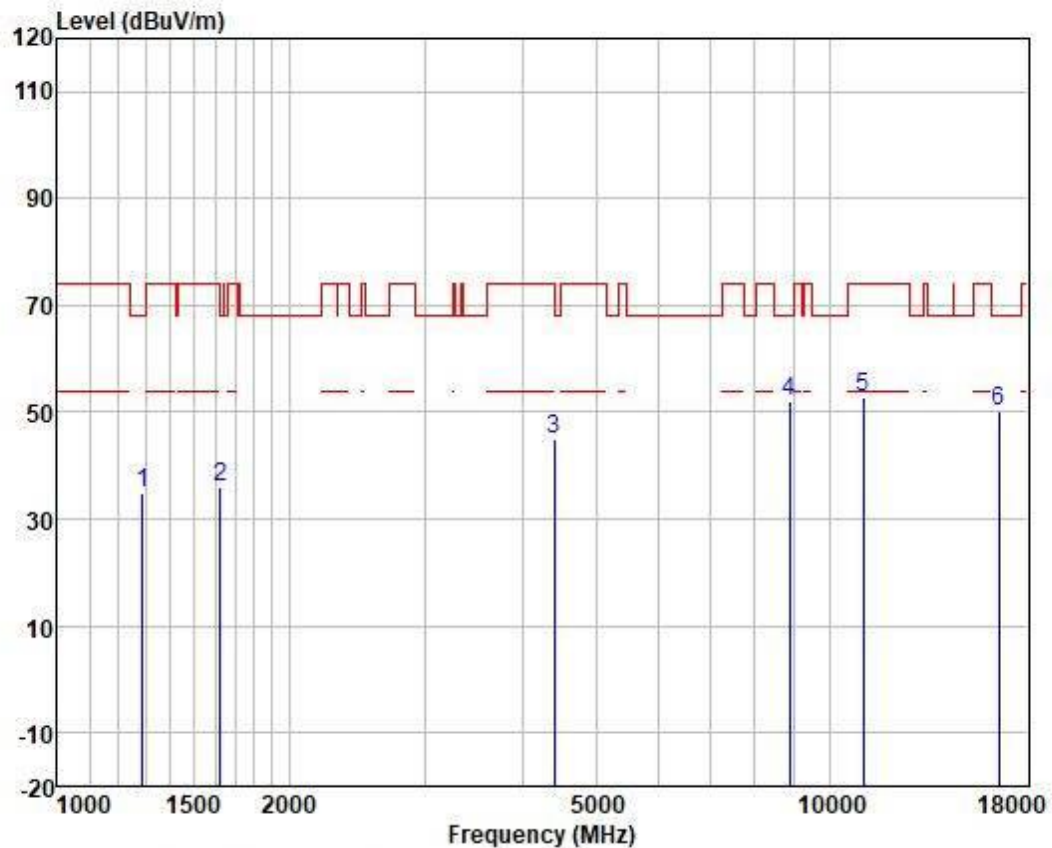
Test Mode: 03; Polarity: Horizontal; Modulation:802.11n; Bandwidth:40MHz; Channel:High



	Freq	ReadAntenna	Cable	Preamp	Level	Limit	Over	Pol/Phase	Remark
	MHz	Level	Factor	Loss	Factor	Line	Limit		
		dBuV	dB/m	dB	dB	dBuV/m	dBuV/m	dB	
1	1129.072	48.34	22.78	2.30	38.72	34.70	74.00	-39.30	HORIZONTAL peak
2	1414.597	47.53	24.29	2.67	38.47	36.02	74.00	-37.98	HORIZONTAL peak
3	4430.628	45.90	33.87	4.61	37.45	46.93	68.20	-21.27	HORIZONTAL peak
4	8995.123	44.40	37.59	6.57	37.15	51.41	68.20	-16.79	HORIZONTAL peak
5	11340.000	41.92	40.31	7.59	36.94	52.88	74.00	-21.12	HORIZONTAL peak
6	17010.000	36.08	41.57	9.43	36.42	50.66	68.20	-17.54	HORIZONTAL peak



Test Mode: 03; Polarity: Vertical; Modulation:802.11ac; Bandwidth:80MHz; Channel:Low



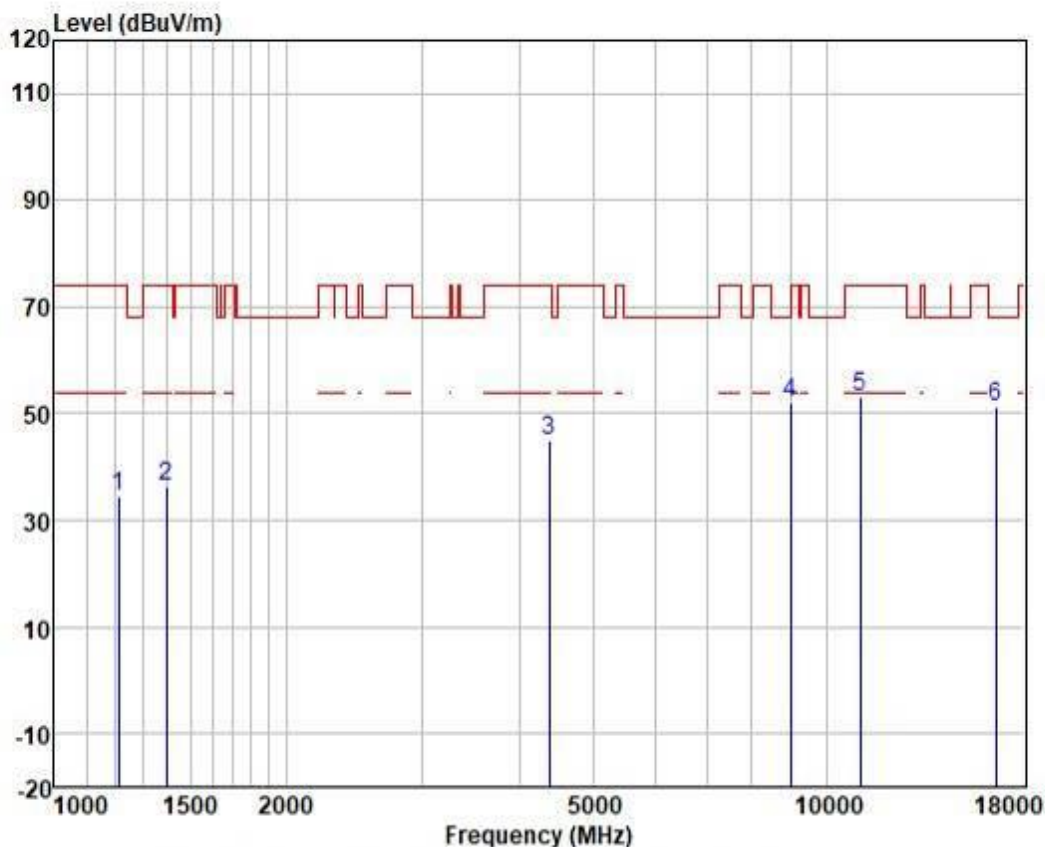
	Freq	ReadAntenna	Cable	Preamp	Level	Limit	Over	Pol/Phase	Remark
	MHz	Level	Factor	Loss	Factor	Level	Line	Limit	
		dBuV	dB/m	dB	dB	dBuV/m	dBuV/m	dB	
1	1289.627	47.12	23.92	2.58	38.60	35.02	68.20	-33.18	VERTICAL peak
2	1625.121	46.44	24.77	2.77	38.11	35.87	74.00	-38.13	VERTICAL peak
3	4405.090	44.04	33.74	4.61	37.46	44.93	68.20	-23.27	VERTICAL peak
4	8891.725	45.25	37.41	6.55	37.16	52.05	68.20	-16.15	VERTICAL peak
5	11060.000	41.79	40.41	7.53	36.98	52.75	74.00	-21.25	VERTICAL peak
6	16590.000	38.10	39.21	9.36	36.44	50.23	68.20	-17.97	VERTICAL peak



Unless otherwise agreed in writing, this document is issued by the Company subject to its General Conditions of Service printed overleaf, available on request or accessible at <https://www.sgs.com/en/Terms-and-Conditions>. Attention is drawn to the limitation of liability, indemnification and jurisdiction issues defined therein. Any holder of this document is advised that information contained hereon reflects the Company's findings at the time of its intervention only and within the limits of Client's instructions, if any. The Company's sole responsibility is to its Client and this document does not exonerate parties to a transaction from exercising all their rights and obligations under the transaction documents. This document cannot be reproduced except in full, without prior written approval of the Company. Any unauthorized alteration, forgery or falsification of the content or appearance of this document is unlawful and offenders may be prosecuted to the fullest extent of the law. Unless otherwise stated the results shown in this test report refer only to the sample(s) tested and such sample(s) are retained for 30 days only.

Attention: To check the authenticity of testing /inspection report & certificate, please contact us at telephone: (86-755) 8307 1443, or email: CN.Doccheck@sgs.com

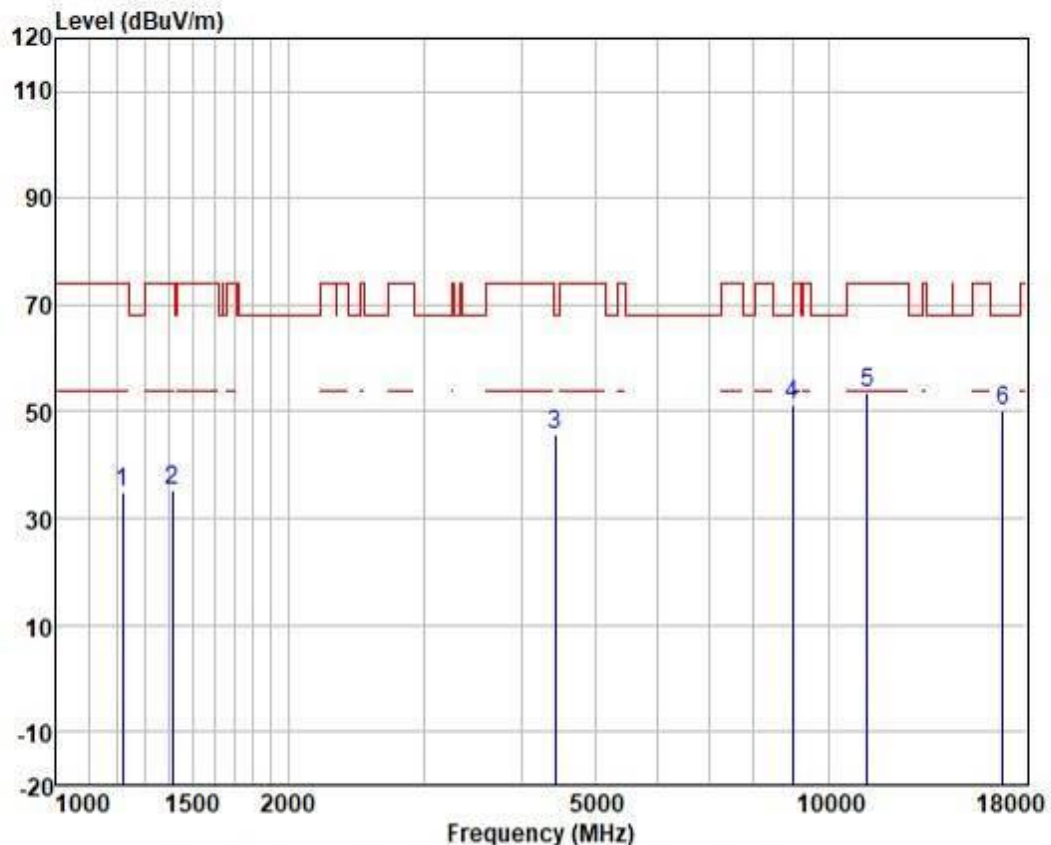
Test Mode: 03; Polarity: Horizontal; Modulation:802.11ac; Bandwidth:80MHz; Channel:Low



	Freq	Read	Antenna	Cable	Preamp	Level	Limit	Over	Pol/Phase	Remark
	MHz	Level	Factor	Loss	Factor	dBuV/m	Line	Limit		
		dBuV	dB/m	dB	dB	dBuV/m	dBuV/m	dB		
1	1210.174	47.38	23.26	2.42	38.67	34.39	74.00	-39.61	HORIZONTAL	peak
2	1398.336	47.79	24.26	2.66	38.49	36.22	74.00	-37.78	HORIZONTAL	peak
3	4379.699	44.38	33.59	4.60	37.46	45.11	74.00	-28.89	HORIZONTAL	peak
4	8995.123	44.93	37.59	6.57	37.15	51.94	68.20	-16.26	HORIZONTAL	peak
5	11060.000	42.14	40.41	7.53	36.98	53.10	74.00	-20.90	HORIZONTAL	peak
6	16590.000	39.13	39.21	9.36	36.44	51.26	68.20	-16.94	HORIZONTAL	peak



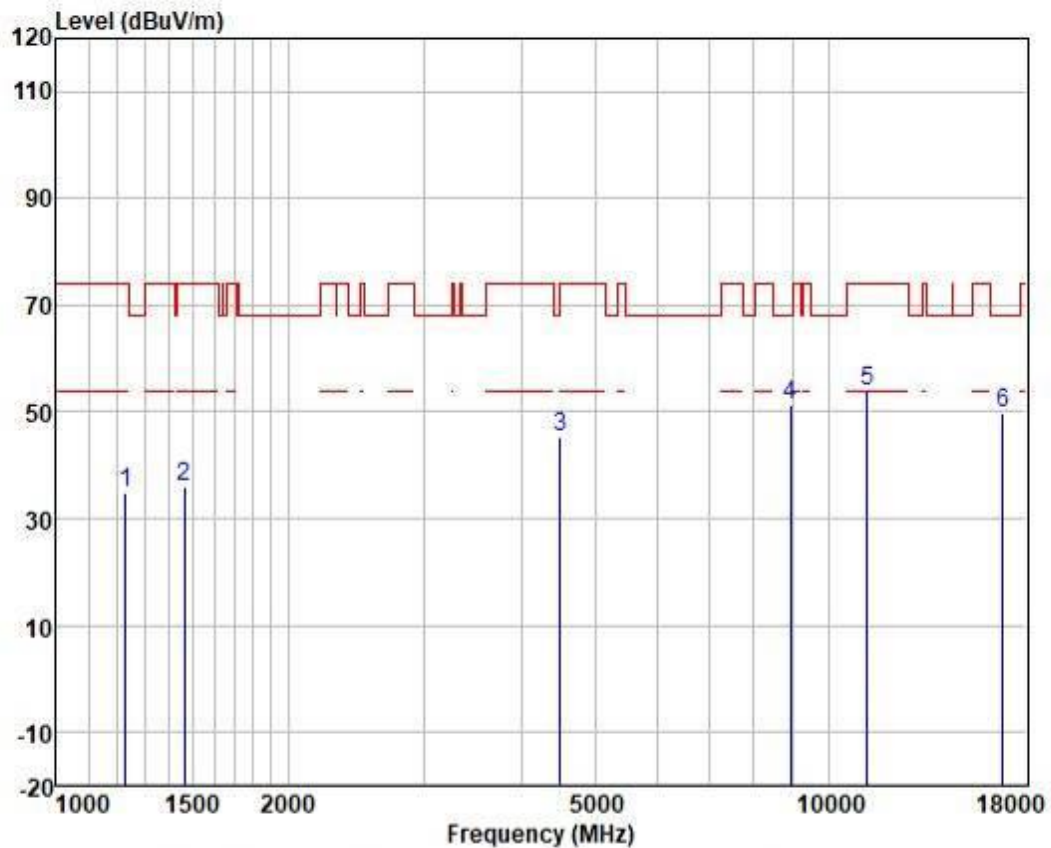
Test Mode: 03; Polarity: Vertical; Modulation:802.11ac; Bandwidth:80MHz; Channel:High



	Freq	ReadAntenna	Cable	Preamp	Level	Limit	Over	Pol/Phase	Remark
	MHz	Level	Factor	Loss	Factor	Line	Limit		
		dBuV	dB/m	dB	dB	dBuV/m	dBuV/m	dB	
1	1217.190	47.95	23.34	2.43	38.66	35.06	74.00	-38.94	VERTICAL peak
2	1414.597	46.81	24.29	2.67	38.47	35.30	74.00	-38.70	VERTICAL peak
3	4430.628	44.50	33.87	4.61	37.45	45.53	68.20	-22.67	VERTICAL peak
4	8995.123	44.35	37.59	6.57	37.15	51.36	68.20	-16.84	VERTICAL peak
5	11220.000	42.60	40.36	7.56	36.96	53.56	74.00	-20.44	VERTICAL peak
6	16830.000	36.49	40.78	9.41	36.43	50.25	68.20	-17.95	VERTICAL peak



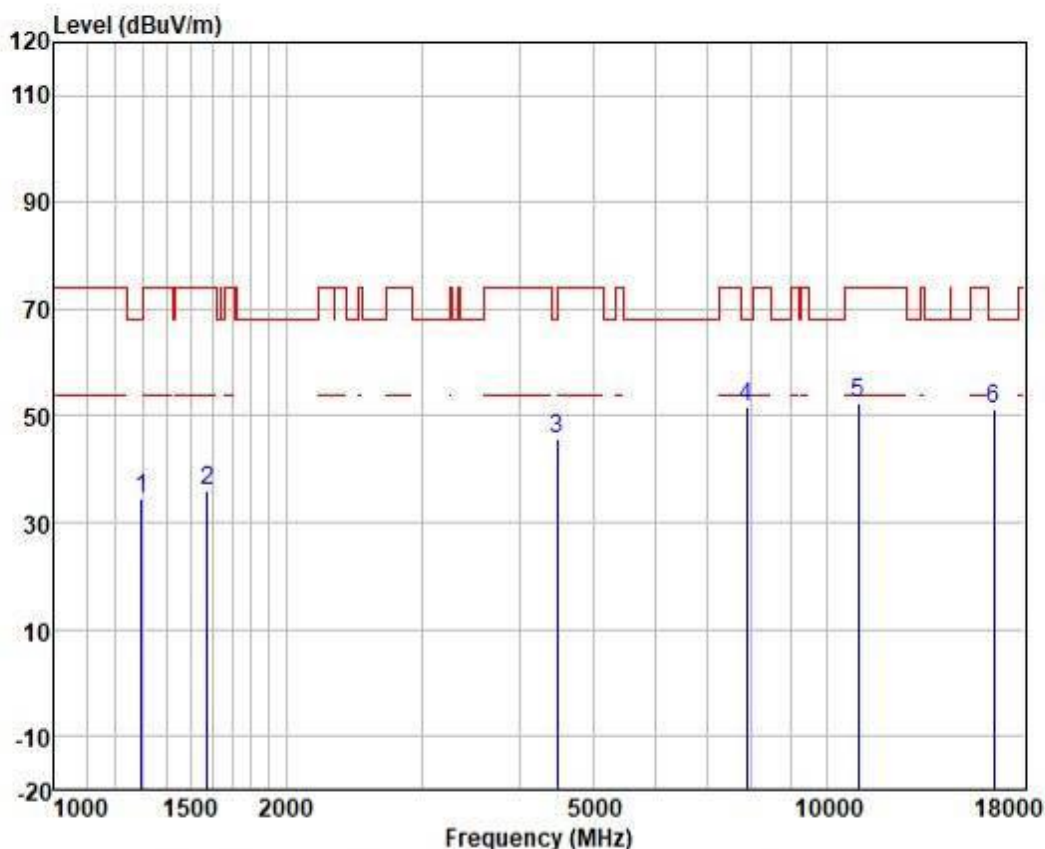
Test Mode: 03; Polarity: Horizontal; Modulation:802.11ac; Bandwidth:80MHz; Channel:High



	Freq	Read	Antenna	Cable	Preamp	Level	Limit	Over	Pol/Phase	Remark
	MHz	Level	Factor	Loss	Factor	dBuV/m	Line	Limit		
		dBuV	dB/m	dB	dB	dBuV/m	dBuV/m	dB		
1	1231.345	47.63	23.51	2.48	38.64	34.98	74.00	-39.02	HORIZONTAL	peak
2	1464.522	47.49	24.38	2.69	38.39	36.17	74.00	-37.83	HORIZONTAL	peak
3	4495.125	43.92	34.17	4.62	37.44	45.27	68.20	-22.93	HORIZONTAL	peak
4	8943.274	44.34	37.50	6.56	37.16	51.24	68.20	-16.96	HORIZONTAL	peak
5	11220.000	42.91	40.36	7.56	36.96	53.87	74.00	-20.13	HORIZONTAL	peak
6	16830.000	36.07	40.78	9.41	36.43	49.83	68.20	-18.37	HORIZONTAL	peak



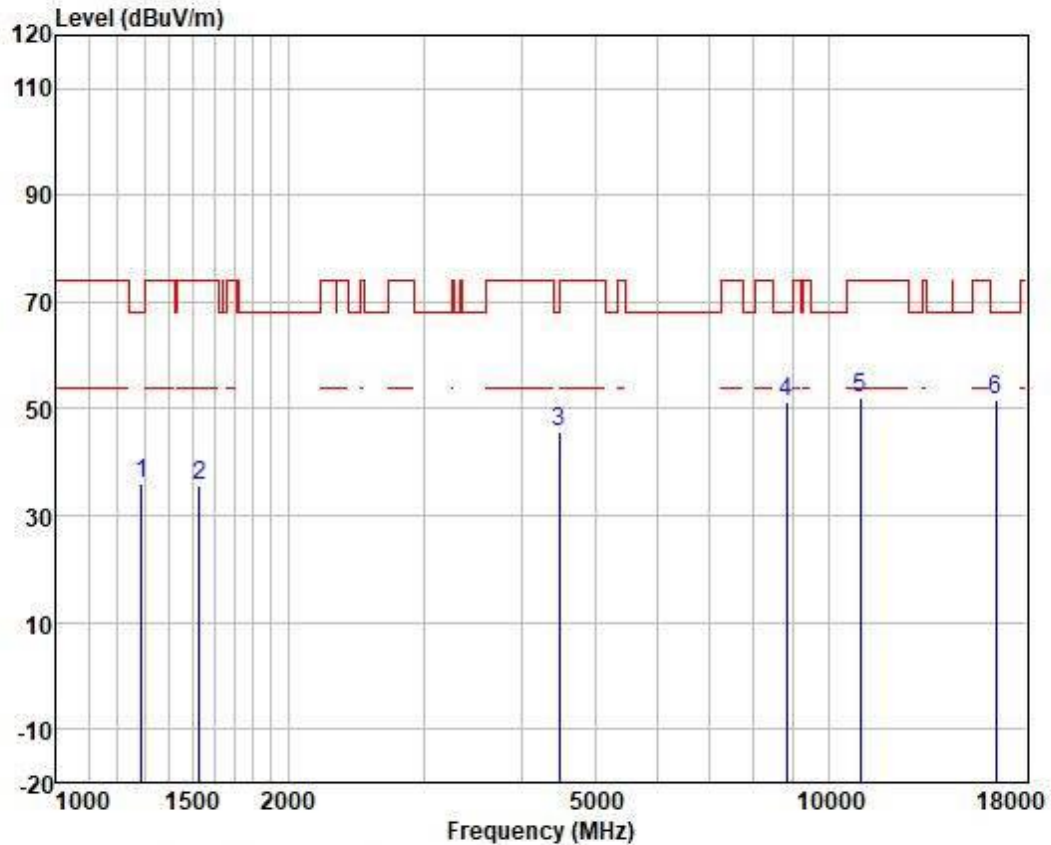
Test Mode: 03; Polarity: Vertical; Modulation:802.11ax(Full RU0); Bandwidth:20MHz; Channel:Low



	Freq	ReadAntenna	Cable	Preamp	Level	Limit	Over	Pol/Phase	Remark
	MHz	Level	Factor	Loss	Factor	Line	Limit		
		dBuV	dB/m	dB	dB	dBuV/m	dBuV/m	dB	
1	1297.103	46.65	23.96	2.58	38.60	34.59	68.20	-33.61	VERTICAL peak
2	1578.822	46.66	24.62	2.74	38.18	35.84	74.00	-38.16	VERTICAL peak
3	4482.150	44.39	34.12	4.62	37.44	45.69	68.20	-22.51	VERTICAL peak
4	7898.049	45.69	37.04	6.18	37.20	51.71	68.20	-16.49	VERTICAL peak
5	11000.000	41.61	40.42	7.52	37.00	52.55	74.00	-21.45	VERTICAL peak
6	16500.000	39.70	38.70	9.34	36.45	51.29	68.20	-16.91	VERTICAL peak



Test Mode: 03; Polarity: Horizontal; Modulation:802.11ax(Full RU0); Bandwidth:20MHz; Channel:Low



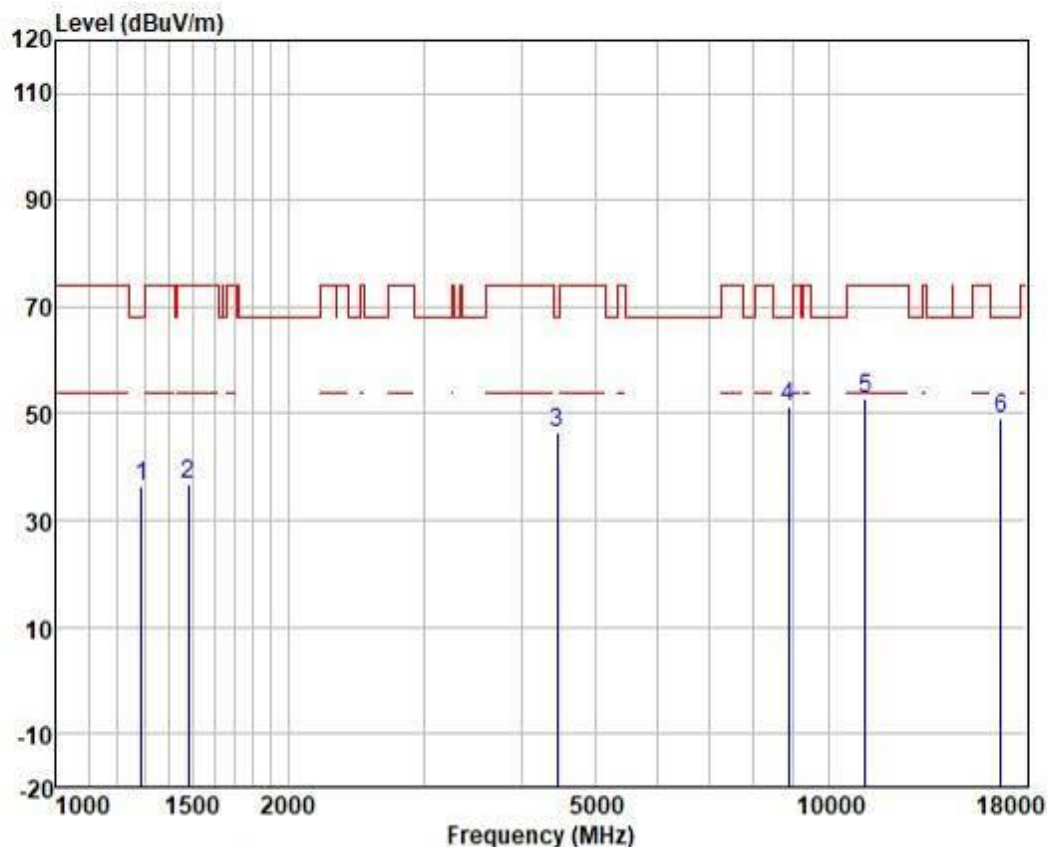
	Freq	ReadAntenna	Cable	Preamp	Level	Limit	Over	Pol/Phase	Remark
	MHz	Level	Factor	Loss	Factor	Line	Limit		
	MHz	dBuV	dB/m	dB	dB	dBuV/m	dBuV/m	dB	
1	1289.627	48.10	23.92	2.58	38.60	36.00	68.20	-32.20	HORIZONTAL peak
2	1533.841	46.70	24.51	2.72	38.26	35.67	74.00	-38.33	HORIZONTAL peak
3	4482.150	44.24	34.12	4.62	37.44	45.54	68.20	-22.66	HORIZONTAL peak
4	8840.473	44.59	37.30	6.54	37.17	51.26	68.20	-16.94	HORIZONTAL peak
5	11000.000	41.29	40.42	7.52	37.00	52.23	74.00	-21.77	HORIZONTAL peak
6	16500.000	40.12	38.70	9.34	36.45	51.71	68.20	-16.49	HORIZONTAL peak



Unless otherwise agreed in writing, this document is issued by the Company subject to its General Conditions of Service printed overleaf, available on request or accessible at <https://www.sgs.com/en/Terms-and-Conditions>. Attention is drawn to the limitation of liability, indemnification and jurisdiction issues defined therein. Any holder of this document is advised that information contained hereon reflects the Company's findings at the time of its intervention only and within the limits of Client's instructions, if any. The Company's sole responsibility is to its Client and this document does not exonerate parties to a transaction from exercising all their rights and obligations under the transaction documents. This document cannot be reproduced except in full, without prior written approval of the Company. Any unauthorized alteration, forgery or falsification of the content or appearance of this document is unlawful and offenders may be prosecuted to the fullest extent of the law. Unless otherwise stated the results shown in this test report refer only to the sample(s) tested and such sample(s) are retained for 30 days only.

Attention: To check the authenticity of testing /inspection report & certificate, please contact us at telephone: (86-755) 8307 1443, or email: CN.Doccheck@sgs.com

Test Mode: 03; Polarity: Vertical; Modulation:802.11ax(Full RU0); Bandwidth:20MHz; Channel:middle



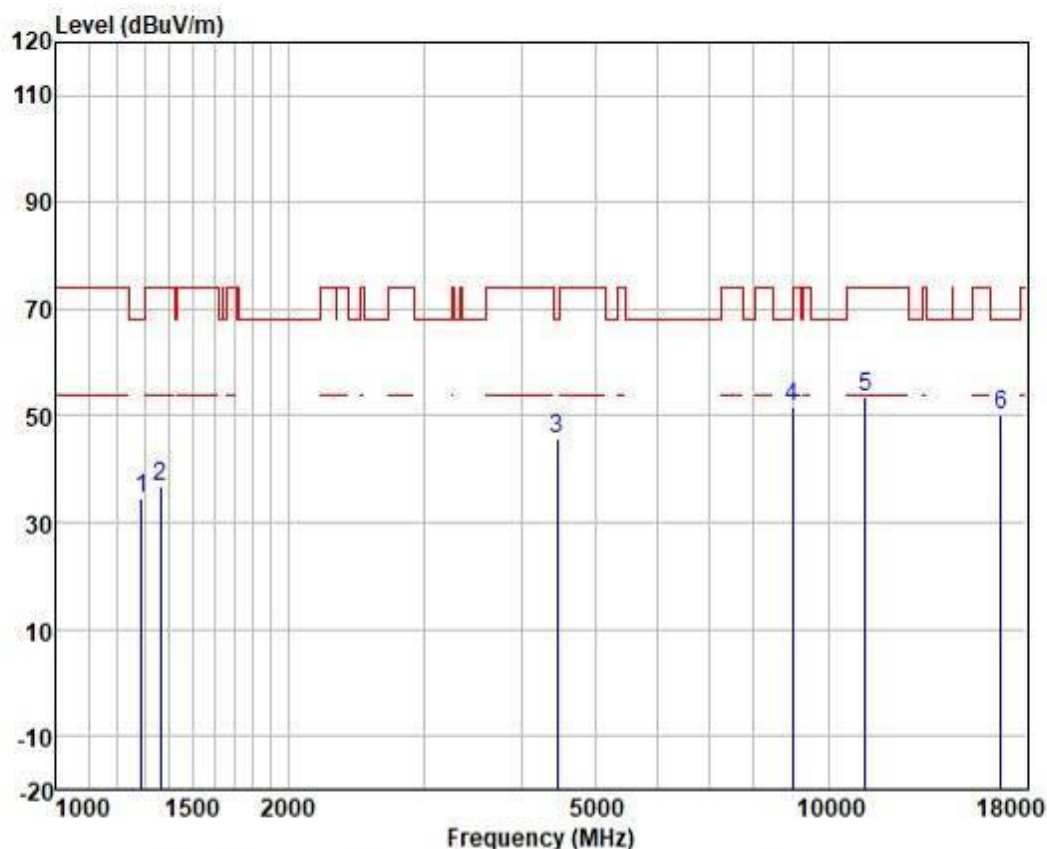
	Freq	ReadAntenna	Cable	Preamp	Level	Limit	Over	Pol/Phase	Remark
	MHz	Level	Factor	Loss	Factor	Line	Limit		
	MHz	dBuV	dB/m	dB	dB	dBuV/m	dBuV/m	dB	
1	1289.627	48.36	23.92	2.58	38.60	36.26	68.20	-31.94	VERTICAL peak
2	1481.553	48.12	24.41	2.69	38.37	36.85	74.00	-37.15	VERTICAL peak
3	4456.315	45.18	34.00	4.61	37.45	46.34	68.20	-21.86	VERTICAL peak
4	8891.725	44.61	37.41	6.55	37.16	51.41	68.20	-16.79	VERTICAL peak
5	11160.000	41.82	40.37	7.55	36.96	52.78	74.00	-21.22	VERTICAL peak
6	16740.000	36.00	40.14	9.39	36.43	49.10	68.20	-19.10	VERTICAL peak



Unless otherwise agreed in writing, this document is issued by the Company subject to its General Conditions of Service printed overleaf, available on request or accessible at <https://www.sgs.com/en/Terms-and-Conditions>. Attention is drawn to the limitation of liability, indemnification and jurisdiction issues defined therein. Any holder of this document is advised that information contained hereon reflects the Company's findings at the time of its intervention only and within the limits of Client's instructions, if any. The Company's sole responsibility is to its Client and this document does not exonerate parties to a transaction from exercising all their rights and obligations under the transaction documents. This document cannot be reproduced except in full, without prior written approval of the Company. Any unauthorized alteration, forgery or falsification of the content or appearance of this document is unlawful and offenders may be prosecuted to the fullest extent of the law. Unless otherwise stated the results shown in this test report refer only to the sample(s) tested and such sample(s) are retained for 30 days only.

Attention: To check the authenticity of testing /inspection report & certificate, please contact us at telephone: (86-755) 8307 1443, or email: CN.Doccheck@sgs.com

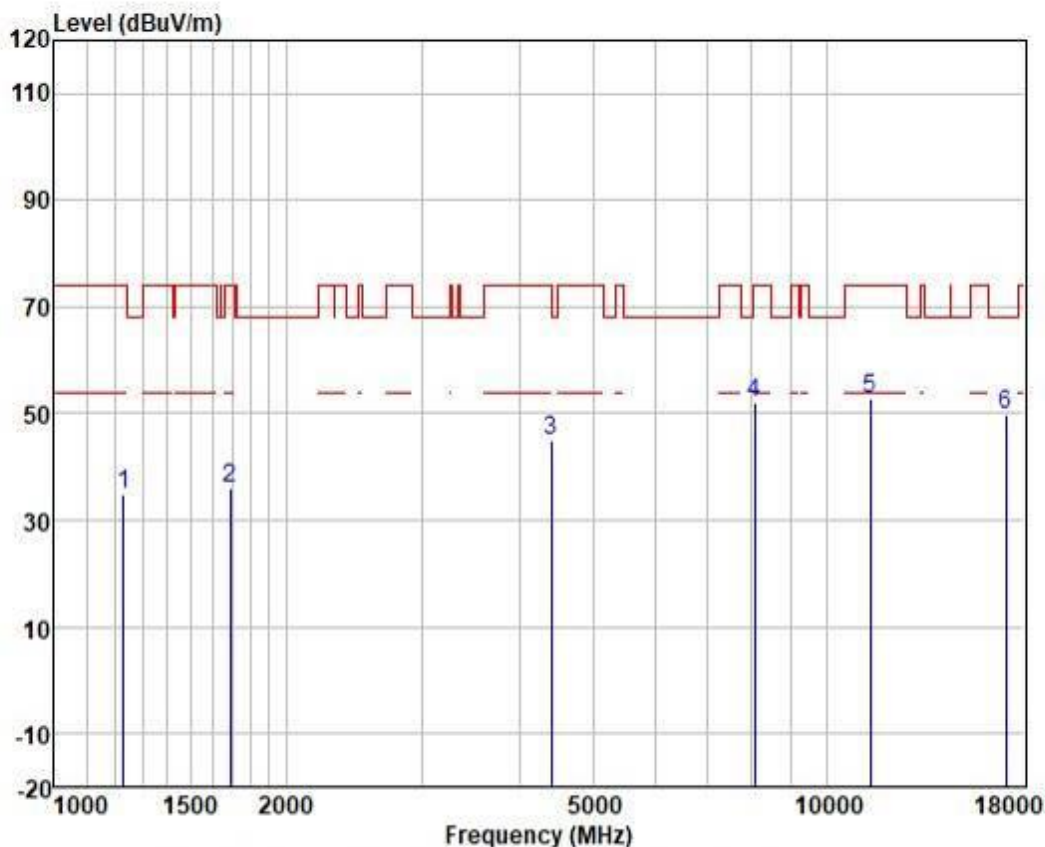
Test Mode: 03; Polarity: Horizontal; Modulation:802.11ax(Full RU0); Bandwidth:20MHz; Channel:middle



	Freq	ReadAntenna	Cable	Preamp	Level	Limit	Over	Pol/Phase	Remark
	MHz	Level	Factor	Loss	Factor	Line	Limit		
		dBuV	dB/m	dB	dB	dBuV/m	dBuV/m	dB	
1	1289.627	46.70	23.92	2.58	38.60	34.60	68.20	-33.60	HORIZONTAL peak
2	1366.374	48.58	24.18	2.64	38.51	36.89	74.00	-37.11	HORIZONTAL peak
3	4456.315	44.71	34.00	4.61	37.45	45.87	68.20	-22.33	HORIZONTAL peak
4	8995.123	44.77	37.59	6.57	37.15	51.78	68.20	-16.42	HORIZONTAL peak
5	11160.000	42.46	40.37	7.55	36.96	53.42	74.00	-20.58	HORIZONTAL peak
6	16740.000	36.99	40.14	9.39	36.43	50.09	68.20	-18.11	HORIZONTAL peak



Test Mode: 03; Polarity: Vertical; Modulation:802.11ax(Full RU0); Bandwidth:20MHz; Channel:High



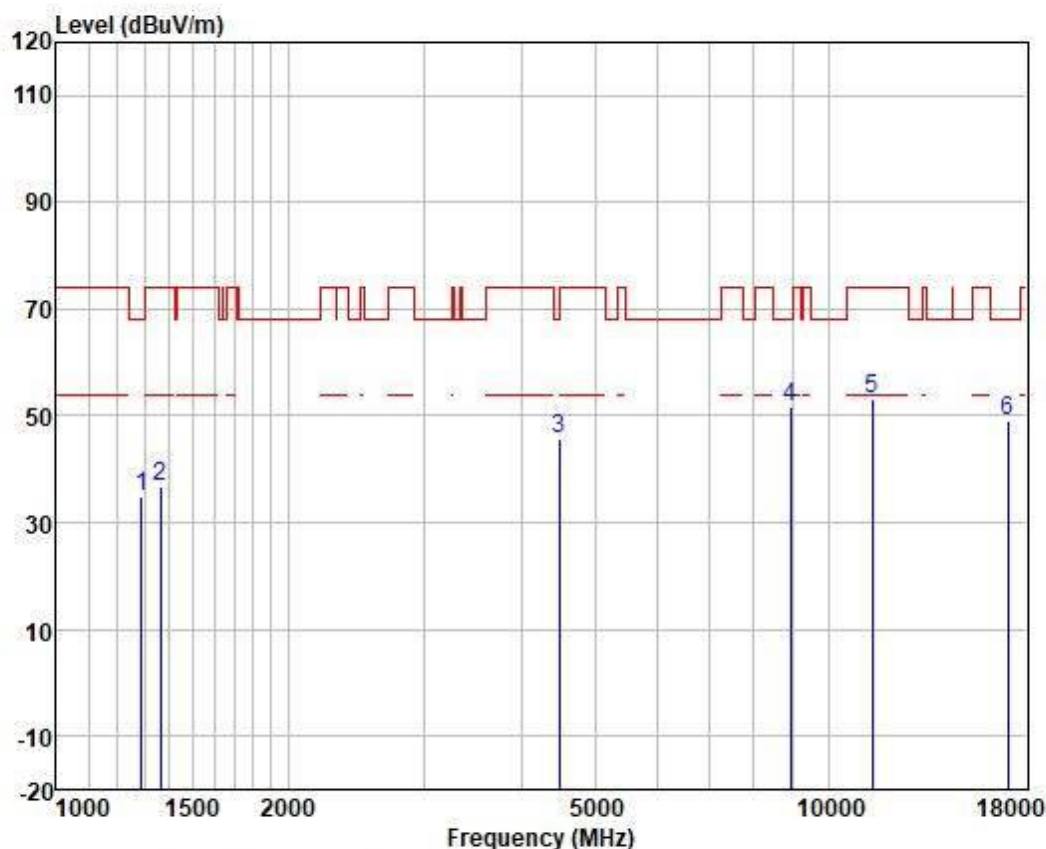
	Freq	ReadAntenna	Cable	Preamp	Level	Limit	Over	Pol/Phase	Remark
	MHz	Level	Factor	Loss	Factor	Line	Limit		
		dBuV	dB/m	dB	dB	dBuV/m	dBuV/m	dB	
1	1231.345	47.66	23.51	2.48	38.64	35.01	74.00	-38.99	VERTICAL peak
2	1692.231	46.24	25.09	2.84	38.03	36.14	74.00	-37.86	VERTICAL peak
3	4405.090	44.17	33.74	4.61	37.46	45.06	68.20	-23.14	VERTICAL peak
4	8082.804	45.84	37.04	6.24	37.20	51.92	74.00	-22.08	VERTICAL peak
5	11400.000	41.87	40.28	7.61	36.94	52.82	74.00	-21.18	VERTICAL peak
6	17100.000	34.82	41.90	9.45	36.42	49.75	68.20	-18.45	VERTICAL peak



Unless otherwise agreed in writing, this document is issued by the Company subject to its General Conditions of Service printed overleaf, available on request or accessible at <https://www.sgs.com/en/Terms-and-Conditions>. Attention is drawn to the limitation of liability, indemnification and jurisdiction issues defined therein. Any holder of this document is advised that information contained hereon reflects the Company's findings at the time of its intervention only and within the limits of Client's instructions, if any. The Company's sole responsibility is to its Client and this document does not exonerate parties to a transaction from exercising all their rights and obligations under the transaction documents. This document cannot be reproduced except in full, without prior written approval of the Company. Any unauthorized alteration, forgery or falsification of the content or appearance of this document is unlawful and offenders may be prosecuted to the fullest extent of the law. Unless otherwise stated the results shown in this test report refer only to the sample(s) tested and such sample(s) are retained for 30 days only.

Attention: To check the authenticity of testing /inspection report & certificate, please contact us at telephone: (86-755) 8307 1443, or email: CN.Doccheck@sgs.com

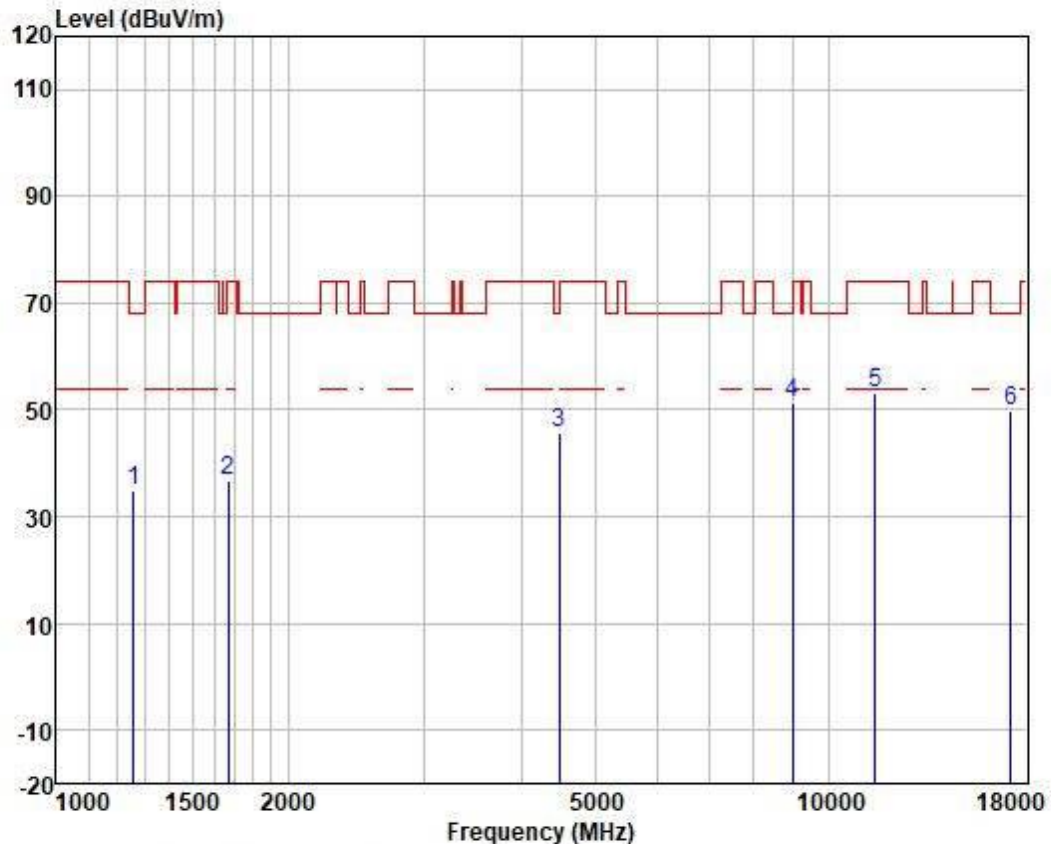
Test Mode: 03; Polarity: Horizontal; Modulation:802.11ax(Full RU0); Bandwidth:20MHz; Channel:High



	Freq	ReadAntenna	Cable	Preamp	Level	Limit	Over	Pol/Phase	Remark
	MHz	Level	Factor	Loss	Factor	Line	Limit		
		dBuV	dB/m	dB	dB	dBuV/m	dBuV/m	dB	
1	1289.627	46.92	23.92	2.58	38.60	34.82	68.20	-33.38	HORIZONTAL peak
2	1366.374	48.38	24.18	2.64	38.51	36.69	74.00	-37.31	HORIZONTAL peak
3	4482.150	44.49	34.12	4.62	37.44	45.79	68.20	-22.41	HORIZONTAL peak
4	8943.274	44.66	37.50	6.56	37.16	51.56	68.20	-16.64	HORIZONTAL peak
5	11400.000	42.37	40.28	7.61	36.94	53.32	74.00	-20.68	HORIZONTAL peak
6	17100.000	34.10	41.90	9.45	36.42	49.03	68.20	-19.17	HORIZONTAL peak



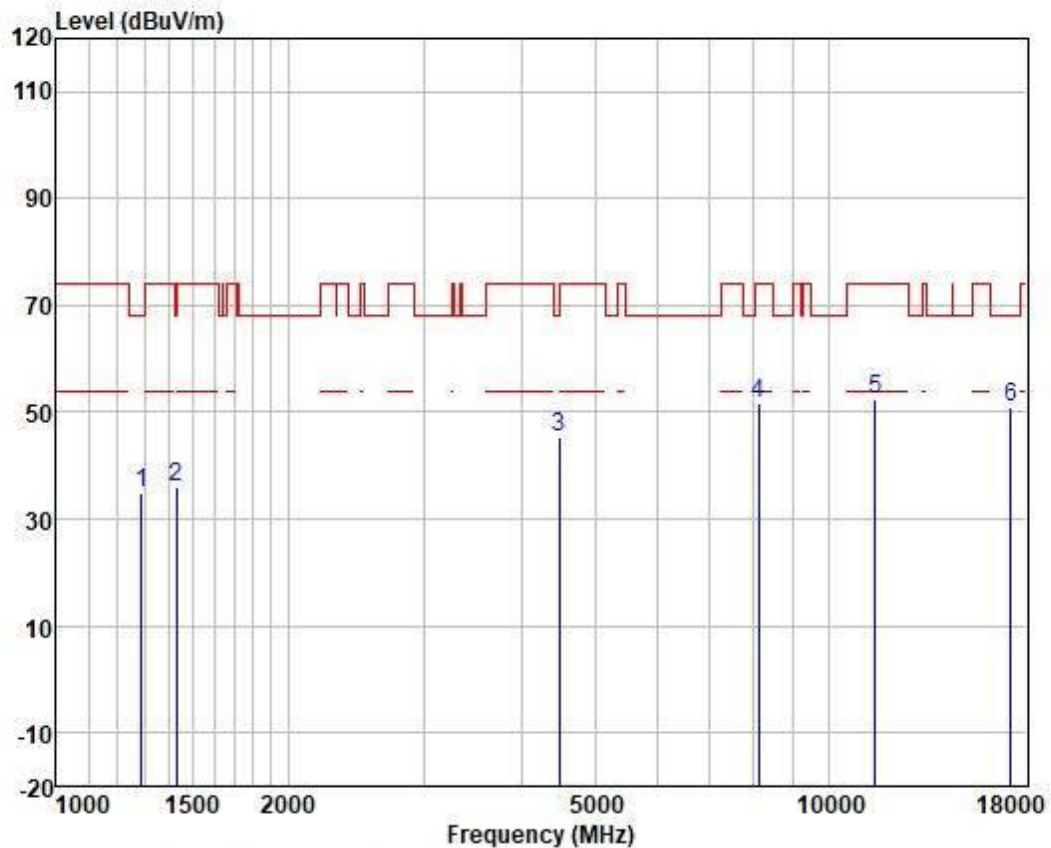
Test Mode: 04; Polarity: Vertical; Modulation:802.11a; Bandwidth:20MHz; Channel:Low



	Freq	ReadAntenna	Cable	Preamp	Limit	Over			
	MHz	Level	Loss	Factor	Line	Limit	Pol/Phase	Remark	
	MHz	dBuV	dB/m	dB	dB	dBuV/m	dB		
1	1260.149	47.27	23.76	2.54	38.63	34.94	68.20	-33.26	VERTICAL peak
2	1672.779	46.89	24.98	2.82	38.05	36.64	74.00	-37.36	VERTICAL peak
3	4482.150	44.43	34.12	4.62	37.44	45.73	68.20	-22.47	VERTICAL peak
4	8995.123	44.32	37.59	6.57	37.15	51.33	68.20	-16.87	VERTICAL peak
5	11490.000	42.08	40.25	7.63	36.93	53.03	74.00	-20.97	VERTICAL peak
6	17235.000	34.19	42.50	9.50	36.41	49.78	68.20	-18.42	VERTICAL peak



Test Mode: 04; Polarity: Horizontal; Modulation:802.11a; Bandwidth:20MHz; Channel:Low



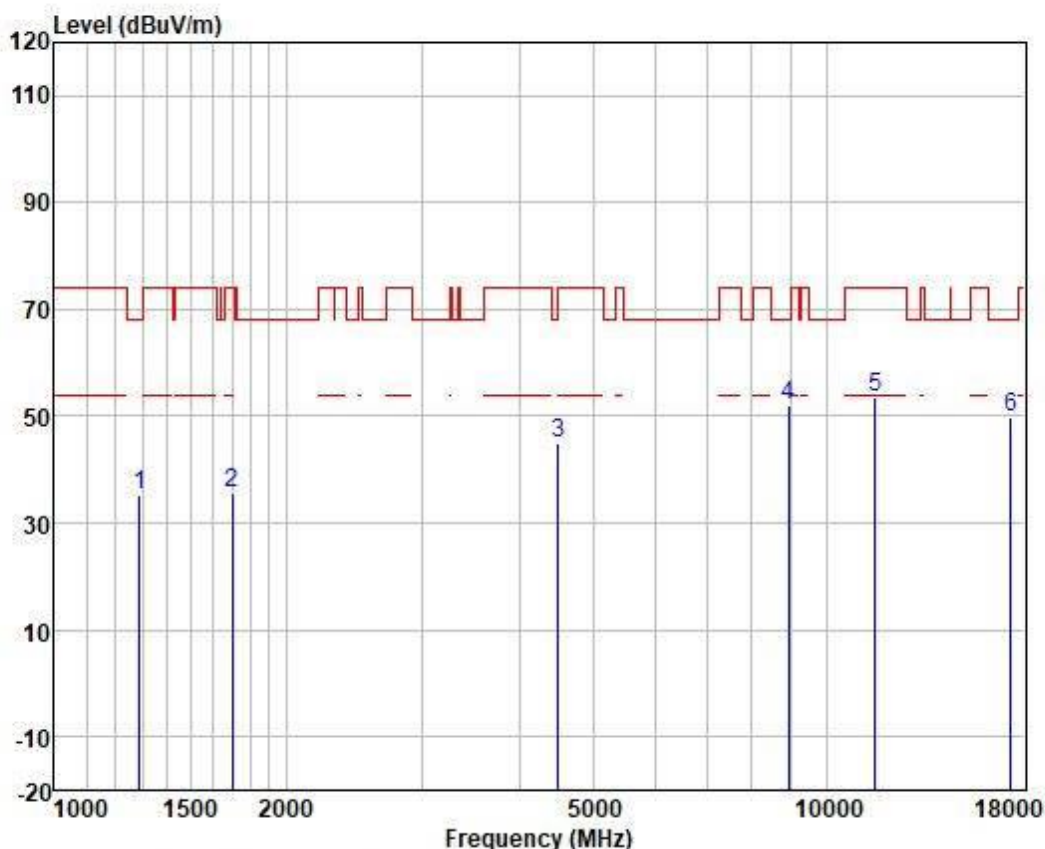
	Freq	ReadAntenna	Cable	Preamp	Level	Limit	Over	Pol/Phase	Remark
	MHz	Level	Factor	Loss	Factor	Level	Limit	Pol/Phase	Remark
	MHz	dBuV	dB/m	dB	dB	dBuV/m	dBuV/m	dB	
1	1289.627	47.04	23.92	2.58	38.60	34.94	68.20	-33.26	HORIZONTAL peak
2	1431.047	47.58	24.32	2.67	38.45	36.12	68.20	-32.08	HORIZONTAL peak
3	4482.150	43.95	34.12	4.62	37.44	45.25	68.20	-22.95	HORIZONTAL peak
4	8129.664	45.61	36.99	6.26	37.20	51.66	74.00	-22.34	HORIZONTAL peak
5	11490.000	41.66	40.25	7.63	36.93	52.61	74.00	-21.39	HORIZONTAL peak
6	17235.000	35.35	42.50	9.50	36.41	50.94	68.20	-17.26	HORIZONTAL peak



Unless otherwise agreed in writing, this document is issued by the Company subject to its General Conditions of Service printed overleaf, available on request or accessible at <https://www.sgs.com/en/Terms-and-Conditions>. Attention is drawn to the limitation of liability, indemnification and jurisdiction issues defined therein. Any holder of this document is advised that information contained hereon reflects the Company's findings at the time of its intervention only and within the limits of Client's instructions, if any. The Company's sole responsibility is to its Client and this document does not exonerate parties to a transaction from exercising all their rights and obligations under the transaction documents. This document cannot be reproduced except in full, without prior written approval of the Company. Any unauthorized alteration, forgery or falsification of the content or appearance of this document is unlawful and offenders may be prosecuted to the fullest extent of the law. Unless otherwise stated the results shown in this test report refer only to the sample(s) tested and such sample(s) are retained for 30 days only.

Attention: To check the authenticity of testing / inspection report & certificate, please contact us at telephone: (86-755) 8307 1443, or email: CN.Doccheck@sgs.com

Test Mode: 04; Polarity: Vertical; Modulation:802.11a; Bandwidth:20MHz; Channel:middle



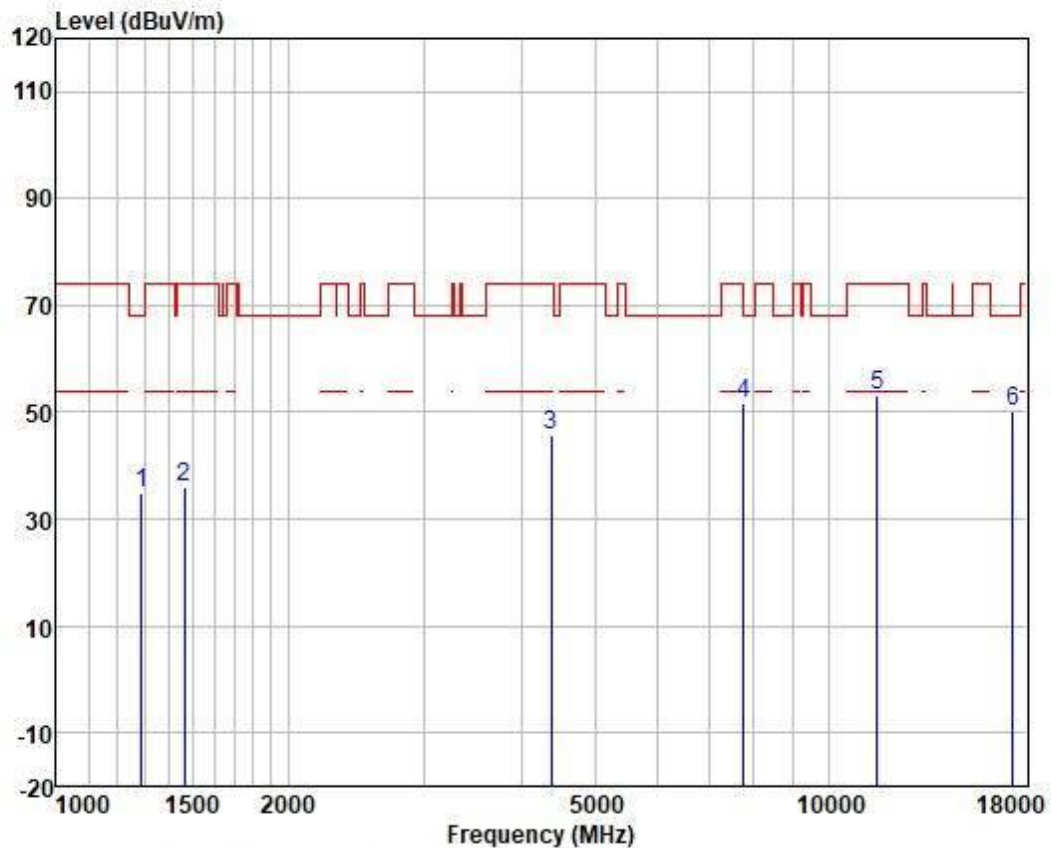
	Freq	Read	Antenna	Cable	Preamp	Level	Limit	Over	Pol/Phase	Remark
	MHz	Level	Factor	Loss	Factor	dBuV/m	Line	Limit		
		dBuV	dB/m	dB	dB	dBuV/m	dBuV/m	dB		
1	1289.627	47.17	23.92	2.58	38.60	35.07	68.20	-33.13	VERTICAL	peak
2	1702.042	45.83	25.15	2.85	38.03	35.80	74.00	-38.20	VERTICAL	peak
3	4495.125	43.45	34.17	4.62	37.44	44.80	68.20	-23.40	VERTICAL	peak
4	8943.274	45.02	37.50	6.56	37.16	51.92	68.20	-16.28	VERTICAL	peak
5	11570.000	42.65	40.09	7.64	36.92	53.46	74.00	-20.54	VERTICAL	peak
6	17355.000	33.92	42.92	9.53	36.41	49.96	68.20	-18.24	VERTICAL	peak



Unless otherwise agreed in writing, this document is issued by the Company subject to its General Conditions of Service printed overleaf, available on request or accessible at <https://www.sgs.com/en/Terms-and-Conditions>. Attention is drawn to the limitation of liability, indemnification and jurisdiction issues defined therein. Any holder of this document is advised that information contained hereon reflects the Company's findings at the time of its intervention only and within the limits of Client's instructions, if any. The Company's sole responsibility is to its Client and this document does not exonerate parties to a transaction from exercising all their rights and obligations under the transaction documents. This document cannot be reproduced except in full, without prior written approval of the Company. Any unauthorized alteration, forgery or falsification of the content or appearance of this document is unlawful and offenders may be prosecuted to the fullest extent of the law. Unless otherwise stated the results shown in this test report refer only to the sample(s) tested and such sample(s) are retained for 30 days only.

Attention: To check the authenticity of testing / inspection report & certificate, please contact us at telephone: (86-755) 8307 1443, or email: CN.Doccheck@sgs.com

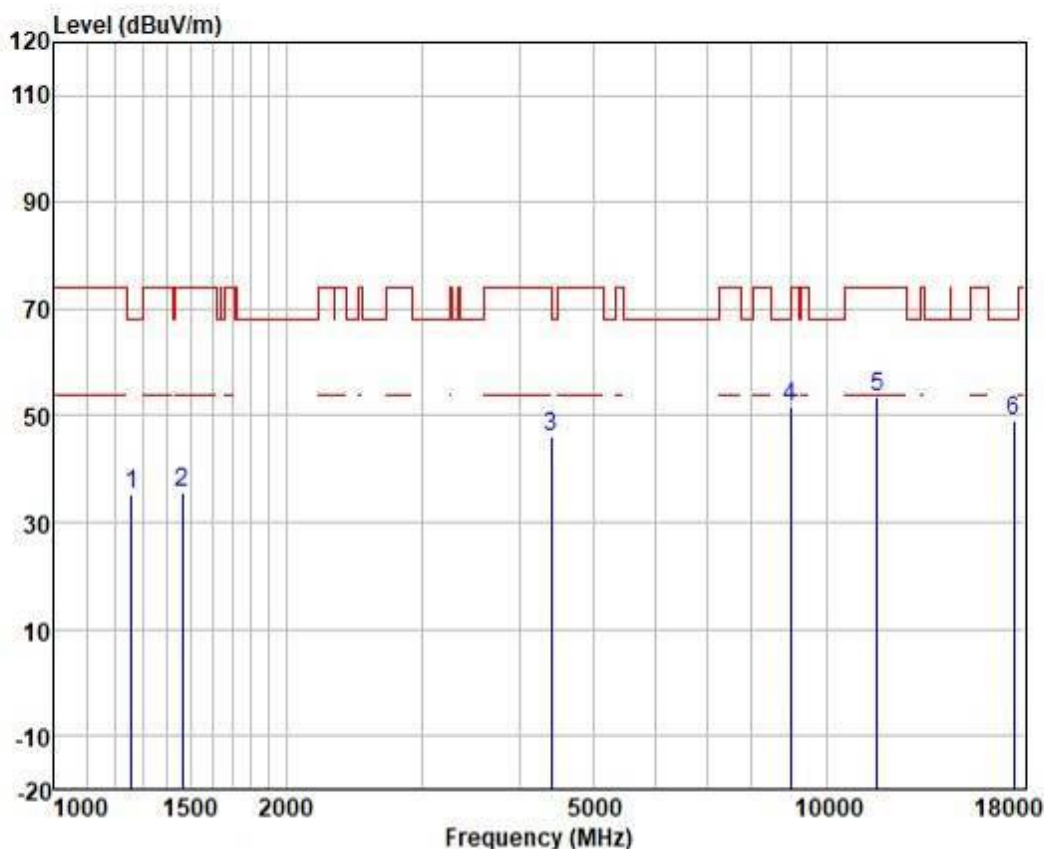
Test Mode: 04; Polarity: Horizontal; Modulation:802.11a; Bandwidth:20MHz; Channel:middle



	Freq	ReadAntenna	Cable	Preamp	Level	Limit	Over	Pol/Phase	Remark
	MHz	Level	Factor	Loss	Factor	Level	Line	Limit	
		dBuV	dB/m	dB	dB	dBuV/m	dBuV/m	dB	
1	1289.627	47.13	23.92	2.58	38.60	35.03	68.20	-33.17	HORIZONTAL peak
2	1464.522	47.22	24.38	2.69	38.39	35.90	74.00	-38.10	HORIZONTAL peak
3	4379.699	44.84	33.59	4.60	37.46	45.57	74.00	-28.43	HORIZONTAL peak
4	7762.260	45.77	36.84	6.13	37.19	51.55	68.20	-16.65	HORIZONTAL peak
5	11570.000	42.20	40.09	7.64	36.92	53.01	74.00	-20.99	HORIZONTAL peak
6	17355.000	34.16	42.92	9.53	36.41	50.20	68.20	-18.00	HORIZONTAL peak



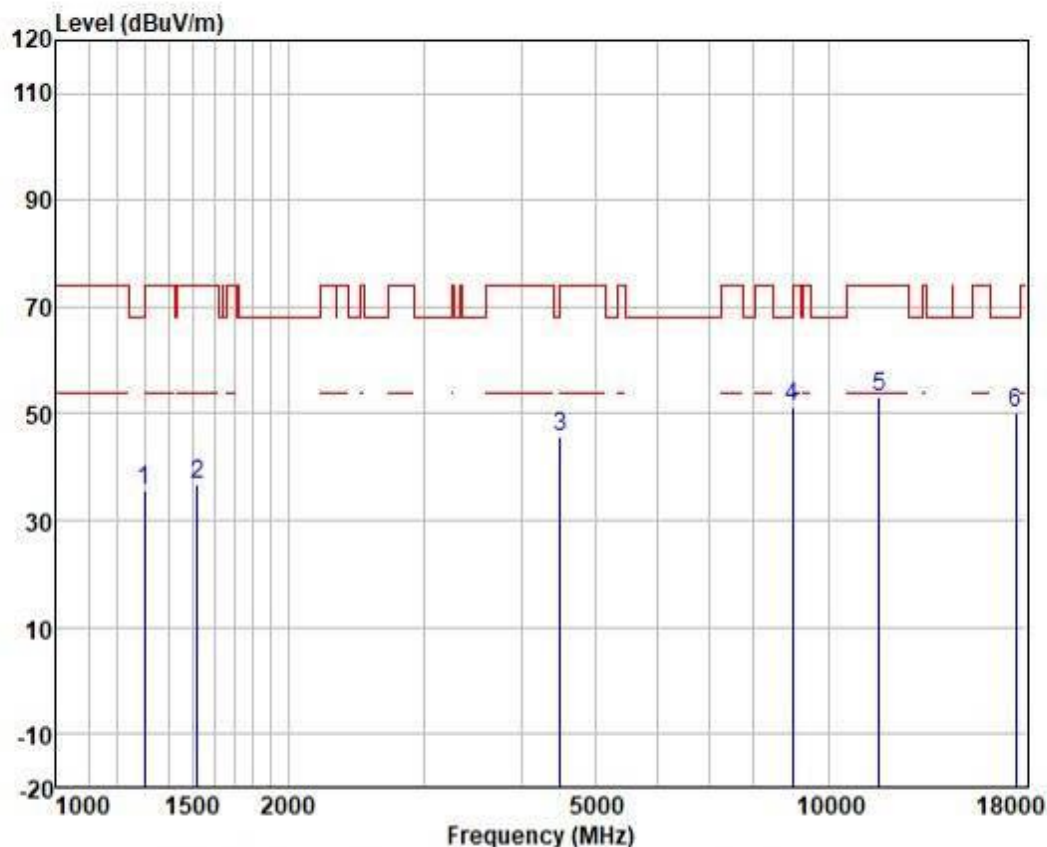
Test Mode: 04; Polarity: Vertical; Modulation:802.11a; Bandwidth:20MHz; Channel:High



	Freq	Read	Antenna	Cable	Preamp	Level	Limit	Over	Pol/Phase	Remark
	MHz	Level	Factor	Loss	Factor	dBuV/m	Line	Limit		
		dBuV	dB/m	dB	dB	dBuV/m	dBuV/m	dB		
1	1260.149	47.50	23.76	2.54	38.63	35.17	68.20	-33.03	VERTICAL	peak
2	1464.522	47.12	24.38	2.69	38.39	35.80	74.00	-38.20	VERTICAL	peak
3	4405.090	45.31	33.74	4.61	37.46	46.20	68.20	-22.00	VERTICAL	peak
4	8995.123	44.62	37.59	6.57	37.15	51.63	68.20	-16.57	VERTICAL	peak
5	11650.000	43.01	39.91	7.66	36.92	53.66	74.00	-20.34	VERTICAL	peak
6	17475.000	32.57	43.43	9.57	36.41	49.16	68.20	-19.04	VERTICAL	peak



Test Mode: 04; Polarity: Horizontal; Modulation:802.11a; Bandwidth:20MHz; Channel:High



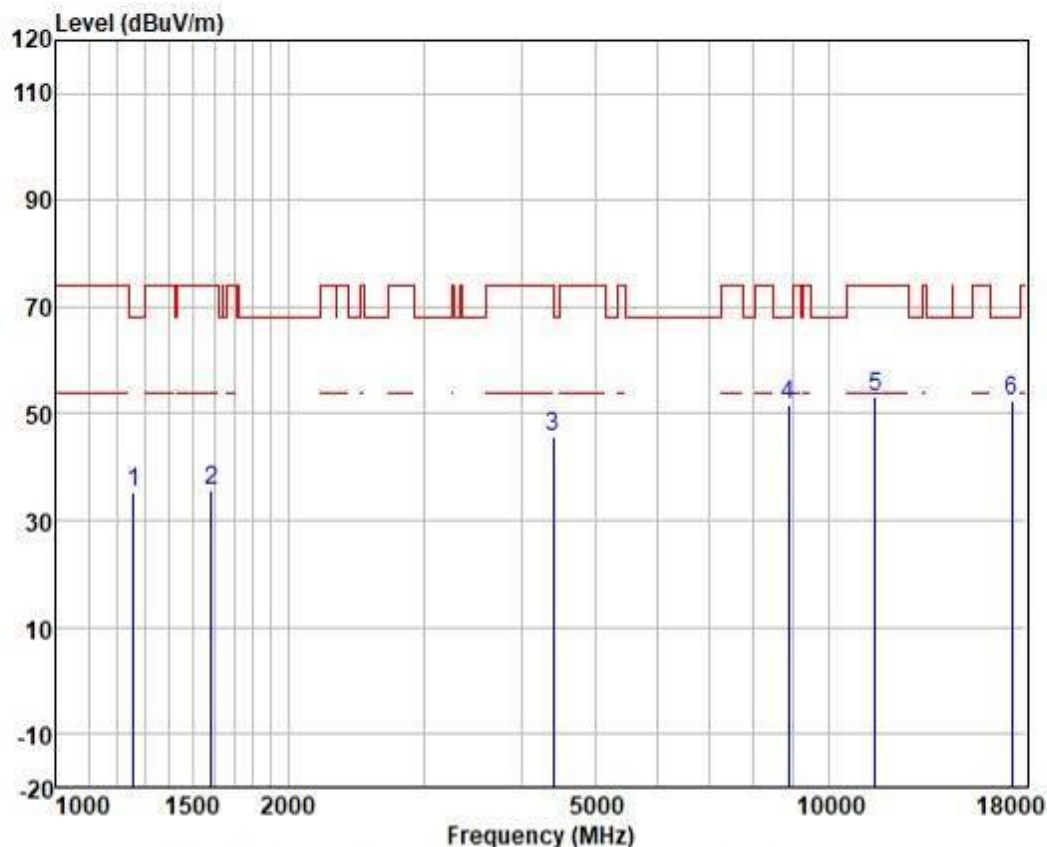
	Freq	Read	Antenna	Cable	Preamp	Level	Limit	Over	Pol/Phase	Remark
	MHz	Level	Factor	Loss	Factor	dBuV/m	Line	Limit		
	MHz	dBuV	dB/m	dB	dB	dBuV/m	dBuV/m	dB		
1	1300.858	47.69	23.97	2.59	38.58	35.67	74.00	-38.33	HORIZONTAL	peak
2	1525.000	47.71	24.49	2.71	38.26	36.65	74.00	-37.35	HORIZONTAL	peak
3	4495.125	44.40	34.17	4.62	37.44	45.75	68.20	-22.45	HORIZONTAL	peak
4	8995.123	44.19	37.59	6.57	37.15	51.20	68.20	-17.00	HORIZONTAL	peak
5	11650.000	42.46	39.91	7.66	36.92	53.11	74.00	-20.89	HORIZONTAL	peak
6	17475.000	33.59	43.43	9.57	36.41	50.18	68.20	-18.02	HORIZONTAL	peak



Unless otherwise agreed in writing, this document is issued by the Company subject to its General Conditions of Service printed overleaf, available on request or accessible at <https://www.sgs.com/en/Terms-and-Conditions>. Attention is drawn to the limitation of liability, indemnification and jurisdiction issues defined therein. Any holder of this document is advised that information contained hereon reflects the Company's findings at the time of its intervention only and within the limits of Client's instructions, if any. The Company's sole responsibility is to its Client and this document does not exonerate parties to a transaction from exercising all their rights and obligations under the transaction documents. This document cannot be reproduced except in full, without prior written approval of the Company. Any unauthorized alteration, forgery or falsification of the content or appearance of this document is unlawful and offenders may be prosecuted to the fullest extent of the law. Unless otherwise stated the results shown in this test report refer only to the sample(s) tested and such sample(s) are retained for 30 days only.

Attention: To check the authenticity of testing /inspection report & certificate, please contact us at telephone: (86-755) 8307 1443, or email: CN.Doccheck@sgs.com

Test Mode: 04; Polarity: Vertical; Modulation:802.11n; Bandwidth:40MHz; Channel:Low



	Freq	Read	Antenna	Cable	Preamp	Level	Limit	Over	Pol/Phase	Remark
	MHz	Level	Factor	Loss	Factor	dBuV/m	Line	Limit		
	MHz	dBuV	dB/m	dB	dB	dBuV/m	dBuV/m	dB		
1	1260.149	47.41	23.76	2.54	38.63	35.08	68.20	-33.12	VERTICAL	peak
2	1587.975	46.46	24.65	2.75	38.15	35.71	74.00	-38.29	VERTICAL	peak
3	4405.090	44.95	33.74	4.61	37.46	45.84	68.20	-22.36	VERTICAL	peak
4	8891.725	45.02	37.41	6.55	37.16	51.82	68.20	-16.38	VERTICAL	peak
5	11510.000	42.33	40.25	7.63	36.93	53.28	74.00	-20.72	VERTICAL	peak
6	17265.000	36.57	42.72	9.52	36.41	52.40	68.20	-15.80	VERTICAL	peak



Unless otherwise agreed in writing, this document is issued by the Company subject to its General Conditions of Service printed overleaf, available on request or accessible at <https://www.sgs.com/en/Terms-and-Conditions>. Attention is drawn to the limitation of liability, indemnification and jurisdiction issues defined therein. Any holder of this document is advised that information contained hereon reflects the Company's findings at the time of its intervention only and within the limits of Client's instructions, if any. The Company's sole responsibility is to its Client and this document does not exonerate parties to a transaction from exercising all their rights and obligations under the transaction documents. This document cannot be reproduced except in full, without prior written approval of the Company. Any unauthorized alteration, forgery or falsification of the content or appearance of this document is unlawful and offenders may be prosecuted to the fullest extent of the law. Unless otherwise stated the results shown in this test report refer only to the sample(s) tested and such sample(s) are retained for 30 days only.

Attention: To check the authenticity of testing /inspection report & certificate, please contact us at telephone: (86-755) 8307 1443, or email: CN.Doccheck@sgs.com