



Annex A of test report F101042E1
EUT: cB-0926-02 inside cB-RWE231
Manufacturer: connectBlue AB



101042_2.jpg

cB-RWE231, test set-up fully anechoic chamber


Annex A of test report F101042E1
EUT: cB-0926-02 inside cB-RWE231
Manufacturer: connectBlue AB



101042_6.jpg

cB-RWE231, test set-up fully anechoic chamber

Annex A of test report F101042E1
EUT: cB-0926-02 inside cB-RWE231
Manufacturer: connectBlue AB




101042_14.jpg cB-RWE231, test set-up fully anechoic chamber

Annex A of test report F101042E1
EUT: cB-0926-02 inside cB-RWE231
Manufacturer: connectBlue AB



101042_1.jpg cB-RWE231, test set-up fully anechoic chamber

Annex A of test report F101042E1
EUT: cB-0926-02 inside cB-RWE231
Manufacturer: connectBlue AB



101042_13.jpg cB-RWE231, test set-up fully anechoic chamber

Annex A of test report F101042E1
EUT: cB-0926-02 inside cB-RWE231
Manufacturer: connectBlue AB



101042_15.jpg cB-RWE231, test set-up open area test-site

Annex A of test report F101042E1
EUT: cB-0926-02 inside cB-RWE231
Manufacturer: connectBlue AB



101042_23.jpg cB-RWE231, test set-up conducted emission measurement