


# RF EXPOSURE REPORT

Applicant	The House of Marley. LLC
Address	3000 Pontiac Trail, Commerce Township, Michigan 48390 United States



Manufacturer or Supplier	The House of Marley. LLC
Address	3000 Pontiac Trail, Commerce Township, Michigan 48390 United States
Product	Rise Up Turntable, Jammin Turntable
Brand Name	 Marley, <b>MARLEY</b>
Model	EM-JT400-SB
Additional Model & Model Difference	EM-JT402-CB, see item 1
Date of tests	Apr. 25, 2025 ~ May 15, 2025

☒ **FCC Part 2 (Section 2.1091)**

☒ **KDB 447498 D01 V06**

☒ **IEEE C95.1**

**CONCLUSION: The submitted sample was found to COMPLY with the test requirement**

Prepared by Lucas Chen Project Engineer / EMC Department	Approved by Glyn He Assistant Manager / EMC Department
	  Date: Jul. 09, 2025

This report is governed by, and incorporates by reference, the Conditions of Testing as posted at the date of issuance of this report at <http://www.bureauveritas.com/home/about-us/our-business/cps/about-us/terms-conditions/> and is intended for your exclusive use. Any copying or replication of this report to or for any other person or entity, or use of our name or trademark, is permitted only with our prior written permission. This report sets forth our findings solely with respect to the test samples identified herein. The results set forth in this report are not indicative or representative of the quality or characteristics of the lot from which a test sample was taken or any similar or identical product unless specifically and expressly noted. Our report includes all of the tests requested by you and the results thereof based upon the information that you provided to us. Measurement uncertainty is only provided upon request for accredited tests. Statements of conformity are based on simple acceptance criteria without taking measurement uncertainty into account, unless otherwise requested in writing. You have 60 days from date of issuance of this report to notify us of any material error or omission caused by our negligence or if you require measurement uncertainty; provided, however, that such notice shall be in writing and shall specifically address the issue you wish to raise. A failure to raise such issue within the prescribed time shall constitute your unqualified acceptance of the completeness of this report, the tests conducted and the correctness of the report contents. unqualified acceptance of the completeness of this report, the tests conducted and the correctness of the report contents.

## Table of Contents

RELEASE CONTROL RECORD .....	3
1. CERTIFICATION.....	4
2. RF EXPOSURE LIMIT .....	5
3. MPE CALCULATION FORMULA.....	5
4. CLASSIFICATION .....	5
5. ANTENNA GAIN .....	6
6. CALCULATION RESULT OF MAXIMUM CONDUCTED POWER.....	6




Test Report No.: FM2504WDG0082

## RELEASE CONTROL RECORD



ISSUE NO.	REASON FOR CHANGE	DATE ISSUED
FM2504WDG0082	Original release	Jul. 09, 2025

## 1. CERTIFICATION

<b>FCC ID:</b>	PVB-EMJT400
<b>PRODUCT:</b>	Rise Up Turntable, Jammin Turntable
<b>BRAND NAME:</b>	 Marley, <b>MARLEY</b>
<b>MODEL NO.:</b>	EM-JT400-SB
<b>ADDITIONAL NO.:</b>	EM-JT402-CB
<b>APPLICANT:</b>	The House of Marley. LLC
<b>STANDARDS:</b>	FCC Part 2 (Section 2.1091)
	KDB 447498 D01 V06
	IEEE C95.1

### NOTE:

- The following model No. are identical in electrical, mechanical and physical construction, except with different model No. and exterior color for trading purposes.

Production name	Appearance	Trade name	Model no.
Rise Up Turntable	Signature black	 <b>MARLEY</b>	EM-JT400-SB
Jammin Turntable	Chocolate brown	 <b>MARLEY</b>	EM-JT402-CB

## 2. RF EXPOSURE LIMIT

### LIMITS FOR MAXIMUM PERMISSIBLE EXPOSURE (MPE)

FREQUENCY RANGE (MHz)	ELECTRIC FIELD STRENGTH (V/m)	MAGNETIC FIELD STRENGTH (A/m)	POWER DENSITY (mW/cm <sup>2</sup> )	AVERAGE TIME (minutes)
LIMITS FOR GENERAL POPULATION / UNCONTROLLED EXPOSURE				
300-1500	...	...	F/1500	30
1500-100,000	...	...	1.0	30

F = Frequency in MHz

## 3. MPE CALCULATION FORMULA

$$P_d = (P_{out} * G) / (4 * \pi * r^2)$$

where

$P_d$  = power density in mW/cm<sup>2</sup>

$P_{out}$  = output power to antenna in mW

G = gain of antenna in linear scale

$\pi$  = 3.1416

R = distance between observation point and center of the radiator in cm

## 4. CLASSIFICATION

The antenna of this product, under normal use condition, is at least 20cm away from the body of the user. So, this device is classified as **Mobile Device**.

## 5. ANTENNA GAIN

The antennas provided to the EUT, please refer to the following table:

Transmitter Circuit	Peak Gain (dBi)	Antenna Type
Chain 0	0.26	PCB Antenna

## 6. CALCULATION RESULT OF MAXIMUM CONDUCTED AV POWER

The tuned conducted Average Power (declared by client)

Mode	Frequency (MHz)	Target Power (dBm)	Tolerance (dBm)	Lower Tolerance (dBm)	Upper Tolerance (dBm)
GFSK	2402-2480	0	±2	-2	2
8DPSK	2402-2480	0	±2	-2	2

The measured conducted Average Power

Mode	Frequency (MHz)	Averaged Power (dBm)
GFSK	2441	-0.39
8DPSK	2441	-0.64

FREQUENCY BAND (MHz)	MAX AVERAGE POWER (dBm)	ANTENNA GAIN (dBi)	DISTANCE (cm)	POWER DENSITY (mW/cm <sup>2</sup> )	LIMIT (mW/cm <sup>2</sup> )
2402-2480	2	0.26	20	0.000335	1.0

### Conclusion

Therefore, this device complies with FCC's RF radiation exposure limits for the general population without SAR evaluation

--- END ---