



9. SETUP PHOTOS

RADIATED RF MEASUREMENT SETUP

RADIATED FRONT PHOTO




Below 1GHz




Above 1GHz

RADIATED BACK PHOTO




Below 1GHz



Above 1GHz


RADIATED RF MEASUREMENT SETUP FOR PORTABLE CONFIGURATION

X-AXIS PHOTO



Y-AXIS PHOTO





END OF REPORT