


- A. EUT inside whole view (Transmitter)
- B. EUT case inside whole view



- C. Main board component side (Transmitter)
- D. Main board solder side







- E. EUT inside whole view (Receiver)
- F. EUT case inside whole view



- G. Main board component side (Receiver)  
H. Main board solder side



I. USB to PS/2 connector whole view

