



**Dorman Products, Inc.
Test Setup Photographs**

**FCC ID: PQTDORM43
IC: 10735A-DORM43**

Field Strength of Emissions Test Setup Photographs




Test Setup, X Axis, Below 1 GHz



Test Setup, X Axis, Above 1 GHz

Field Strength of Emissions Test Setup Photographs




Test Setup, Y Axis, Below 1 GHz



Test Setup, Y Axis, Above 1 GHz

Field Strength of Emissions Test Setup Photographs



Test Setup, Z Axis, Below 1 GHz



Test Setup, Z Axis, Above 1 GHz

Field Strength of Emissions Test Setup Photographs



Horizontal Antenna Polarization, Below 1 GHz



Vertical Antenna Polarization, Below 1 GHz

Field Strength of Emissions Test Setup Photographs




Horizontal Antenna Polarization, Above 1 GHz



Vertical Antenna Polarization, Above 1 GHz

Field Strength of Spurious Emissions Test Setup Photographs



Test Setup

Field Strength of Spurious Emissions Test Setup Photographs



Test Setup, 30 to 200 MHz



Test Setup, 200 MHz to 1 GHz

Duty Cycle Determination Test Setup Photograph



Test Setup

Occupied Bandwidth of Emissions Test Setup Photograph



Test Setup