

1. Photographs of Conducted Emissions Test Configuration

Test Mode: Mode 1

FRONT VIEW



REAR VIEW



2. Photographs of Radiated Emissions Test Configuration

Test Configuration: 30MHz~1GHz / Test Mode: Mode 4

FRONT VIEW




REAR VIEW




**Test Configuration: Above 1GHz
For Radiated Emission**

FRONT VIEW




REAR VIEW




For Band Edge Emission

FRONT VIEW



REAR VIEW



————THE END————