









Appendix D. Photographs of EUT and Setup

FCC SAR Test Report

<Photographs of EUT>



FCC SAR Test Report

<Photographs of SAR Setup>



Front Face of EUT with 1.0 cm Gap




Rear Face of EUT with 1.0 cm Gap



Left Side of EUT with 1.0 cm Gap



Right Side of EUT with 1.0 cm Gap



Top Side of EUT with 1.0 cm Gap



Bottom Side of EUT with 1.0 cm Gap

Note: The separation distance between these two antennas is 3 cm.