

SAR TEST REPORT



The following samples were submitted and identified on behalf of the client as:

Product Name 802.11a/b/g/n/ac + BT4.1 M.2 2230 Type Card
Brand Name Qualcomm Atheros
Model No. QCNFA344A
Prepared for Qualcomm Atheros, Inc.
1700 Technology Drive, San Jose, CA 95110
Standards IEEE/ANSI C95.1-1992, IEEE 1528-2013,
KDB248227D01v02r02, KDB865664D01v01r04,
KDB865664D02v01r02, KDB447498D01v06,
KDB616217D04v01r02,
FCC ID PPD-QCNFA344AH
Date of Receipt Oct. 24, 2017
Date of Test(s) Nov. 09, 2017 ~ Nov. 13, 2017
Date of Issue Dec. 11, 2017
In the configuration tested, the EUT complied with the standards specified above.
Remarks:

This report details the results of the testing carried out on one sample, the results contained in this test report do not relate to other samples of the same product. The manufacturer should ensure that all products in series production are in conformity with the product sample detailed in this report.

This report may only be reproduced and distributed in full. If the product in this report is used in any configuration other than that detailed in the report, the manufacturer must ensure the new system complies with all relevant standards. Any mention of SGS Taiwan Electronic & Communication Laboratory or testing done by SGS Taiwan Electronic & Communication Laboratory in connection with distribution or use of the product described in this report must be approved by SGS Taiwan Electronic & Communication Laboratory in writing.

Signed on behalf of SGS

Engineer

Bond Tsai

Date: Dec. 11, 2017

Supervisor

John Yeh

Date: Dec. 11, 2017

Unless otherwise stated the results shown in this test report refer only to the sample(s) tested and such sample(s) are retained for 90 days only.

除非另有說明，此報告結果僅對測試之樣品負責，同時此樣品僅保留90天。本報告未經本公司書面許可，不可部份複製。

This document is issued by the Company subject to its General Conditions of Service printed overleaf, available on request or accessible at www.sgs.com/terms_and_conditions.htm and, for electronic format documents, subject to Terms and Conditions for Electronic Documents at www.sgs.com/terms_e-document.htm. Attention is drawn to the limitation of liability, indemnification and jurisdiction issues defined therein. Any holder of this document is advised that information contained hereon reflects the Company's findings at the time of its intervention only and within the limits of Client's instructions, if any. The Company's sole responsibility is to its Client and this document does not exonerate parties to a transaction from exercising all their rights and obligations under the transaction documents. This document cannot be reproduced except in full, without prior written approval of the Company. Any unauthorized alteration, forgery or falsification of the content or appearance of this document is unlawful and offenders may be prosecuted to the fullest extent of the law.

SGS Taiwan Ltd.

No.134, Wu Kung Road, New Taipei Industrial Park, Wuku District, New Taipei City, Taiwan 24803/新北市五股區新北產業園區五工路 134 號

台灣檢驗科技股份有限公司

t (886-2) 2299-3279

f (886-2) 2298-0488

www.tw.sgs.com

Member of SGS Group

Revision History

| Report Number | Revision | Description | Issue Date |
|---------------|----------|------------------------------|---------------|
| E5/2017/A0067 | Rev.00 | Initial creation of document | Dec. 04, 2017 |
| E5/2017/A0067 | Rev.01 | 1 st modification | Dec. 11, 2017 |
| | | | |
| | | | |
| | | | |
| | | | |
| | | | |
| | | | |
| | | | |
| | | | |

Unless otherwise stated the results shown in this test report refer only to the sample(s) tested and such sample(s) are retained for 90 days only.

除非另有說明，此報告結果僅對測試之樣品負責，同時此樣品僅保留90天。本報告未經本公司書面許可，不可部份複製。

This document is issued by the Company subject to its General Conditions of Service printed overleaf, available on request or accessible at www.sgs.com/terms_and_conditions.htm and, for electronic format documents, subject to Terms and Conditions for Electronic Documents at www.sgs.com/terms_e-document.htm. Attention is drawn to the limitation of liability, indemnification and jurisdiction issues defined therein. Any holder of this document is advised that information contained hereon reflects the Company's findings at the time of its intervention only and within the limits of Client's instructions, if any. The Company's sole responsibility is to its Client and this document does not exonerate parties to a transaction from exercising all their rights and obligations under the transaction documents. This document cannot be reproduced except in full, without prior written approval of the Company. Any unauthorized alteration, forgery or falsification of the content or appearance of this document is unlawful and offenders may be prosecuted to the fullest extent of the law.

SGS Taiwan Ltd.

台灣檢驗科技股份有限公司

No.134,Wu Kung Road, New Taipei Industrial Park, Wuku District, New Taipei City, Taiwan 24803/新北市五股區新北產業園區五工路 134 號

t (886-2) 2299-3279

f (886-2) 2298-0488

www.tw.sgs.com

Member of SGS Group

Contents

| | |
|--|-----------|
| 1. General Information..... | 4 |
| 1.1 Testing Laboratory..... | 4 |
| 1.2 Details of Applicant..... | 4 |
| 1.3 Description of EUT..... | 5 |
| 1.4 Test Environment..... | 14 |
| 1.5 Operation Description..... | 14 |
| 1.6 The SAR Measurement System..... | 19 |
| 1.7 System Components..... | 21 |
| 1.8 SAR System Verification..... | 23 |
| 1.9 Tissue Simulant Fluid for the Frequency Band..... | 25 |
| 1.10 Evaluation Procedures..... | 26 |
| 1.11 Probe Calibration Procedures..... | 27 |
| 1.12 Test Standards and Limits..... | 30 |
| 2. Summary of Results..... | 32 |
| 3. Simultaneous Transmission Analysis..... | 34 |
| 3.1 Estimated SAR calculation..... | 35 |
| 3.1 SPLSR evaluation and analysis..... | 35 |
| 4. Instruments List..... | 38 |
| 5. Measurements..... | 39 |
| 6. SAR System Performance Verification..... | 51 |
| 7. DAE & Probe Calibration Certificate..... | 56 |
| 8. Uncertainty Budget..... | 72 |
| 9. Phantom Description..... | 74 |
| 10. System Validation from Original Equipment Supplier..... | 75 |

Unless otherwise stated the results shown in this test report refer only to the sample(s) tested and such sample(s) are retained for 90 days only.

除非另有說明，此報告結果僅對測試之樣品負責，同時此樣品僅保留90天。本報告未經本公司書面許可，不可部份複製。

This document is issued by the Company subject to its General Conditions of Service printed overleaf, available on request or accessible at www.sgs.com/terms_and_conditions.htm and, for electronic format documents, subject to Terms and Conditions for Electronic Documents at www.sgs.com/terms_e-document.htm. Attention is drawn to the limitation of liability, indemnification and jurisdiction issues defined therein. Any holder of this document is advised that information contained hereon reflects the Company's findings at the time of its intervention only and within the limits of Client's instructions, if any. The Company's sole responsibility is to its Client and this document does not exonerate parties to a transaction from exercising all their rights and obligations under the transaction documents. This document cannot be reproduced except in full, without prior written approval of the Company. Any unauthorized alteration, forgery or falsification of the content or appearance of this document is unlawful and offenders may be prosecuted to the fullest extent of the law.

SGS Taiwan Ltd.

No.134,Wu Kung Road, New Taipei Industrial Park, Wuku District, New Taipei City, Taiwan 24803/新北市五股區新北產業園區五工路 134 號

台灣檢驗科技股份有限公司

t (886-2) 2299-3279

f (886-2) 2298-0488

www.tw.sgs.com

Member of SGS Group



1. General Information

1.1 Testing Laboratory

| | |
|--|---|
| SGS Taiwan Ltd. Electronics & Communication Laboratory | |
| No. 2, Keji 1st Rd., Guishan Township, Taoyuan County, 33383, Taiwan | |
| Tel | +886-2-2299-3279 |
| Fax | +886-2-2298-0488 |
| Internet | http://www.tw.sgs.com/ |

1.2 Details of Applicant

| | |
|-----------------|---|
| Company Name | Qualcomm Atheros, Inc. |
| Company Address | 1700 Technology Drive, San Jose, CA 95110 |

Unless otherwise stated the results shown in this test report refer only to the sample(s) tested and such sample(s) are retained for 90 days only.

除非另有說明，此報告結果僅對測試之樣品負責，同時此樣品僅保留90天。本報告未經本公司書面許可，不可部份複製。

This document is issued by the Company subject to its General Conditions of Service printed overleaf, available on request or accessible at www.sgs.com/terms_and_conditions.htm and, for electronic format documents, subject to Terms and Conditions for Electronic Documents at www.sgs.com/terms_e-document.htm. Attention is drawn to the limitation of liability, indemnification and jurisdiction issues defined therein. Any holder of this document is advised that information contained hereon reflects the Company's findings at the time of its intervention only and within the limits of Client's instructions, if any. The Company's sole responsibility is to its Client and this document does not exonerate parties to a transaction from exercising all their rights and obligations under the transaction documents. This document cannot be reproduced except in full, without prior written approval of the Company. Any unauthorized alteration, forgery or falsification of the content or appearance of this document is unlawful and offenders may be prosecuted to the fullest extent of the law.

SGS Taiwan Ltd.

No.134,Wu Kung Road, New Taipei Industrial Park, Wuku District, New Taipei City, Taiwan 24803/新北市五股區新北產業園區五工路 134 號

台灣檢驗科技股份有限公司

t (886-2) 2299-3279


f (886-2) 2298-0488

www.tw.sgs.com

Member of SGS Group

1.3 Description of EUT

General Information of Host:

| | | | |
|-----------------------------|--|------|--------|
| Equipment Under Test | Notebook / Tablet Computer | | |
| Marketing Name | SP314-51 | | |
| Brand Name |  | | |
| Model No. of Host | N17W5 | | |
| Model No. of BT/WLAN Module | QCNFA344A | | |
| FCC ID | PPD-QCNFA344AH | | |
| Mode of Operation | <input checked="" type="checkbox"/> WLAN802.11 a/b/g/n(20M/40M)/ac(20M/40M/80M) <input checked="" type="checkbox"/> Bluetooth | | |
| Duty Cycle | WLAN802.11 a/b/g/n(20M/40M)/ac(20M/40M/80M) | 1 | |
| | Bluetooth | 1 | |
| TX Frequency Range (MHz) | WLAN802.11 b/g/n(20M) | 2412 | — 2462 |
| | WLAN802.11 n(40M) | 2422 | — 2452 |
| | WLAN802.11 a/n(20M)/ac(20M) 5.2G | 5180 | — 5240 |
| | WLAN802.11 n(40M)/ac(40M) 5.2G | 5190 | — 5230 |
| | WLAN802.11 ac(80M) 5.2G | 5210 | |
| | WLAN802.11 a/n(20M)/ac(20M) 5.3G | 5260 | — 5320 |
| | WLAN802.11 n(40M)/ac(40M) 5.3G | 5270 | — 5310 |
| | WLAN802.11 ac(80M) 5.3G | 5290 | |
| | WLAN802.11 a/n/ac(20M) 5.6G | 5500 | — 5720 |
| | WLAN802.11 n/ac(40M) 5.6G | 5510 | — 5710 |
| | WLAN802.11 ac(80M) 5.6G | 5530 | — 5690 |

Unless otherwise stated the results shown in this test report refer only to the sample(s) tested and such sample(s) are retained for 90 days only.

除非另有說明，此報告結果僅對測試之樣品負責，同時此樣品僅保留90天。本報告未經本公司書面許可，不可部份複製。

This document is issued by the Company subject to its General Conditions of Service printed overleaf, available on request or accessible at www.sgs.com/terms_and_conditions.htm and, for electronic format documents, subject to Terms and Conditions for Electronic Documents at www.sgs.com/terms_e-document.htm. Attention is drawn to the limitation of liability, indemnification and jurisdiction issues defined therein. Any holder of this document is advised that information contained hereon reflects the Company's findings at the time of its intervention only and within the limits of Client's instructions, if any. The Company's sole responsibility is to its Client and this document does not exonerate parties to a transaction from exercising all their rights and obligations under the transaction documents. This document cannot be reproduced except in full, without prior written approval of the Company. Any unauthorized alteration, forgery or falsification of the content or appearance of this document is unlawful and offenders may be prosecuted to the fullest extent of the law.

SGS Taiwan Ltd.

No.134,Wu Kung Road, New Taipei Industrial Park, Wuku District, New Taipei City, Taiwan 24803/新北市五股區新北產業園區五工路 134 號

台灣檢驗科技股份有限公司

t (886-2) 2299-3279

f (886-2) 2298-0488

www.tw.sgs.com

Member of SGS Group

| | | | | |
|--------------------------|----------------------------------|------|---|------|
| TX Frequency Range (MHz) | WLAN802.11 a/n(20M)/ac(20M) 5.8G | 5745 | — | 5825 |
| | WLAN802.11 n(40M)/ac(40M) 5.8G | 5710 | — | 5795 |
| | WLAN802.11 ac(80M) 5.8G | 5775 | | |
| | Bluetooth | 2402 | — | 2480 |
| Channel Number (ARFCN) | WLAN802.11 b/g/n(20M) | 1 | — | 11 |
| | WLAN802.11 n(40M) | 3 | — | 9 |
| | WLAN802.11 a/n(20M)/ac(20M) 5.2G | 36 | — | 48 |
| | WLAN802.11 n(40M)/ac(40M) 5.2G | 38 | — | 46 |
| | WLAN802.11 ac(80M) 5.2G | 42 | | |
| | WLAN802.11 a/n(20M)/ac(20M) 5.3G | 52 | — | 64 |
| | WLAN802.11 n(40M)/ac(40M) 5.3G | 54 | — | 62 |
| | WLAN802.11 ac(80M) 5.3G | 58 | | |
| | WLAN802.11 a/n/ac(20M) 5.6G | 100 | — | 144 |
| | WLAN802.11 n/ac(40M) 5.6G | 102 | — | 142 |
| | WLAN802.11 ac(80M) 5.6G | 106 | — | 138 |
| | WLAN802.11 a/n(20M)/ac(20M) 5.8G | 149 | — | 165 |
| | WLAN802.11 n(40M)/ac(40M) 5.8G | 151 | — | 159 |
| | WLAN802.11 ac(80M) 5.8G | 155 | | |
| | Bluetooth | 0 | — | 78 |

Antenna Information

| NB Mode | | | | | | | | |
|-------------|-------------------------------|-------|-------|------|-------------------------------|-------|-------|-------|
| Vendor | Wistron Neweb Corporation | | | | Wistron Neweb Corporation | | | |
| Antenna | Main (PIFA) | | | | Aux (PIFA) | | | |
| Part Number | 025.90192.0001 (81EAAL15.GJQ) | | | | 025.90193.0001 (81EAAL15.GJR) | | | |
| Frequency | 2.4G | 5.2G | 5.5G | 5.8G | 2.4G | 5.2G | 5.5G | 5.8G |
| Gain (dBi) | 1.93 | -0.48 | 0.27 | 1.67 | -1.6 | -0.67 | -0.28 | 0.57 |
| Tablet mode | | | | | | | | |
| Vendor | Wistron Neweb Corporation | | | | Wistron Neweb Corporation | | | |
| Antenna | Main (PIFA) | | | | Aux (PIFA) | | | |
| Part Number | 025.90192.0001 (81EAAL15.GJQ) | | | | 025.90193.0001 (81EAAL15.GJR) | | | |
| Frequency | 2.4G | 5.2G | 5.5G | 5.8G | 2.4G | 5.2G | 5.5G | 5.8G |
| Gain (dBi) | -0.02 | -1.93 | -1.09 | 0.67 | -3.17 | -1.59 | -0.07 | -0.07 |

Unless otherwise stated the results shown in this test report refer only to the sample(s) tested and such sample(s) are retained for 90 days only.

除非另有說明，此報告結果僅對測試之樣品負責，同時此樣品僅保留90天。本報告未經本公司書面許可，不可部份複製。

This document is issued by the Company subject to its General Conditions of Service printed overleaf, available on request or accessible at www.sgs.com/terms_and_conditions.htm and, for electronic format documents, subject to Terms and Conditions for Electronic Documents at www.sgs.com/terms_e-document.htm. Attention is drawn to the limitation of liability, indemnification and jurisdiction issues defined therein. Any holder of this document is advised that information contained hereon reflects the Company's findings at the time of its intervention only and within the limits of Client's instructions, if any. The Company's sole responsibility is to its Client and this document does not exonerate parties to a transaction from exercising all their rights and obligations under the transaction documents. This document cannot be reproduced except in full, without prior written approval of the Company. Any unauthorized alteration, forgery or falsification of the content or appearance of this document is unlawful and offenders may be prosecuted to the fullest extent of the law.

SGS Taiwan Ltd.

No.134,Wu Kung Road, New Taipei Industrial Park, Wuku District, New Taipei City, Taiwan 24803/新北市五股區新北產業園區五工路 134 號

台灣檢驗科技股份有限公司

t (886-2) 2299-3279

f (886-2) 2298-0488

www.tw.sgs.com

Member of SGS Group

| Max. SAR (1g) (Unit: W/Kg) | | | | | |
|----------------------------|-------------------|----------|----------|---------|----------|
| Antenna | Band | Measured | Reported | Channel | Position |
| Main | WLAN802.11b | 1.05 | 1.06 | 1 | Top side |
| | WLAN802.11 a 5.2G | 0.47 | 0.49 | 36 | Top side |
| | WLAN802.11 a 5.3G | 0.47 | 0.47 | 52 | Top side |
| | WLAN802.11 a 5.6G | 0.27 | 0.28 | 140 | Top side |
| | WLAN802.11 a 5.8G | 0.26 | 0.26 | 165 | Top side |
| Aux | WLAN802.11b | 0.77 | 0.77 | 1 | Top side |
| | WLAN802.11 a 5.2G | 0.38 | 0.38 | 36 | Top side |
| | WLAN802.11 a 5.3G | 0.51 | 0.51 | 52 | Top side |
| | WLAN802.11 a 5.6G | 0.82 | 0.83 | 100 | Top side |
| | WLAN802.11 a 5.8G | 0.42 | 0.43 | 165 | Top side |

Unless otherwise stated the results shown in this test report refer only to the sample(s) tested and such sample(s) are retained for 90 days only.

除非另有說明，此報告結果僅對測試之樣品負責，同時此樣品僅保留90天。本報告未經本公司書面許可，不可部份複製。

This document is issued by the Company subject to its General Conditions of Service printed overleaf, available on request or accessible at www.sgs.com/terms_and_conditions.htm and, for electronic format documents, subject to Terms and Conditions for Electronic Documents at www.sgs.com/terms_e-document.htm. Attention is drawn to the limitation of liability, indemnification and jurisdiction issues defined therein. Any holder of this document is advised that information contained hereon reflects the Company's findings at the time of its intervention only and within the limits of Client's instructions, if any. The Company's sole responsibility is to its Client and this document does not exonerate parties to a transaction from exercising all their rights and obligations under the transaction documents. This document cannot be reproduced except in full, without prior written approval of the Company. Any unauthorized alteration, forgery or falsification of the content or appearance of this document is unlawful and offenders may be prosecuted to the fullest extent of the law.

SGS Taiwan Ltd.

No.134,Wu Kung Road, New Taipei Industrial Park, Wuku District, New Taipei City, Taiwan 24803/新北市五股區新北產業園區五工路 134 號

台灣檢驗科技股份有限公司

t (886-2) 2299-3279

f (886-2) 2298-0488

www.tw.sgs.com

Member of SGS Group

WLAN802.11 a/b/g/n(20M/40M)/ac(20M/40M/80M) conducted power table:

| Antenna Band | SISO | | MIMO |
|----------------------|---------|---------|----------|
| | Chain 0 | Chain 1 | Chain0+1 |
| WLAN802.11b | V | V | - |
| WLAN802.11g | V | V | - |
| WLAN802.11n(20M) | V | V | V |
| WLAN802.11n(40M) | V | V | V |
| WLAN802.11ac | V | V | V |
| WLAN802.11a | V | V | - |
| WLAN802.11n(20M) 5G | V | V | V |
| WLAN802.11n(40M) 5G | V | V | V |
| WLAN802.11ac(20M) 5G | V | V | V |
| WLAN802.11ac(40M) 5G | V | V | V |
| WLAN802.11ac(80M) 5G | V | V | V |

Main (Chain 0)

| Main Antenna | | | | | | |
|--------------|---------------|---------|-----------------|-----------|--|---------------------|
| Band | Mode | Channel | Frequency (MHz) | Data Rate | Max. Rated Avg. Power + Max. Tolerance (dBm) | Average power (dBm) |
| 2450 MHz | 802.11b | 1 | 2412 | 1Mbps | 20.50 | 20.45 |
| | | 6 | 2437 | | 20.50 | 20.48 |
| | | 11 | 2462 | | 20.50 | 20.33 |
| | 802.11g | 1 | 2412 | 6Mbps | 18.00 | 17.83 |
| | | 6 | 2437 | | 19.50 | 19.44 |
| | | 11 | 2462 | | 18.00 | 17.90 |
| | 802.11n-HT20 | 1 | 2412 | MCS0 | 17.00 | 16.88 |
| | | 6 | 2437 | | 19.50 | 19.38 |
| | | 11 | 2462 | | 16.00 | 15.89 |
| | 802.11n-VHT20 | 1 | 2412 | MCS0 | 17.00 | 16.91 |
| | | 6 | 2437 | | 19.50 | 19.42 |
| | | 11 | 2462 | | 16.00 | 15.93 |
| | 802.11n-HT40 | 3 | 2422 | MCS0 | 13.00 | 12.76 |
| | | 6 | 2437 | | 18.50 | 18.33 |
| | | 9 | 2452 | | 11.00 | 10.94 |
| | 802.11n-VHT40 | 3 | 2422 | MCS0 | 13.00 | 12.94 |
| | | 6 | 2437 | | 18.50 | 18.45 |
| | | 9 | 2452 | | 11.00 | 10.96 |

Unless otherwise stated the results shown in this test report refer only to the sample(s) tested and such sample(s) are retained for 90 days only.

除非另有說明，此報告結果僅對測試之樣品負責，同時此樣品僅保留90天。本報告未經本公司書面許可，不可部份複製。

This document is issued by the Company subject to its General Conditions of Service printed overleaf, available on request or accessible at www.sgs.com/terms_and_conditions.htm and, for electronic format documents, subject to Terms and Conditions for Electronic Documents at www.sgs.com/terms_e-document.htm. Attention is drawn to the limitation of liability, indemnification and jurisdiction issues defined therein. Any holder of this document is advised that information contained hereon reflects the Company's findings at the time of its intervention only and within the limits of Client's instructions, if any. The Company's sole responsibility is to its Client and this document does not exonerate parties to a transaction from exercising all their rights and obligations under the transaction documents. This document cannot be reproduced except in full, without prior written approval of the Company. Any unauthorized alteration, forgery or falsification of the content or appearance of this document is unlawful and offenders may be prosecuted to the fullest extent of the law.

SGS Taiwan Ltd.

No.134,Wu Kung Road, New Taipei Industrial Park, Wuku District, New Taipei City, Taiwan 24803/新北市五股區新北產業園區五工路 134 號

台灣檢驗科技股份有限公司

t (886-2) 2299-3279

f (886-2) 2298-0488

www.tw.sgs.com

Member of SGS Group

| Main Antenna | | | | | | |
|---------------|---------------|---------|-----------------|-----------|--|---------------------|
| Band | Mode | Channel | Frequency (MHz) | Data Rate | Max. Rated Avg. Power + Max. Tolerance (dBm) | Average power (dBm) |
| 5.15-5.25 GHz | 802.11a | 36 | 5180 | 6Mbps | 15.00 | 14.71 |
| | | 40 | 5200 | | 15.00 | 14.51 |
| | | 44 | 5220 | | 15.00 | 14.81 |
| | | 48 | 5240 | | 15.00 | 14.48 |
| | 802.11n-HT20 | 36 | 5180 | MCS0 | 15.00 | 14.85 |
| | | 40 | 5200 | | 15.00 | 14.78 |
| | | 44 | 5220 | | 15.00 | 14.89 |
| | | 48 | 5240 | | 15.00 | 14.92 |
| | 802.11n-VHT20 | 36 | 5180 | MCS0 | 15.00 | 14.88 |
| | | 40 | 5200 | | 15.00 | 14.90 |
| | | 44 | 5220 | | 15.00 | 14.79 |
| | | 48 | 5240 | | 15.00 | 14.91 |
| | 802.11n-HT40 | 38 | 5190 | MCS0 | 11.50 | 11.33 |
| | | 46 | 5230 | | 14.50 | 14.36 |
| | 802.11n-VHT40 | 38 | 5190 | MCS0 | 11.50 | 11.40 |
| | | 46 | 5230 | | 14.50 | 14.36 |
| | 802.11n-VHT80 | 42 | 5210 | MCS0 | 10.50 | 10.41 |

| Main Antenna | | | | | | |
|---------------|---------------|---------|-----------------|-----------|--|---------------------|
| Band | Mode | Channel | Frequency (MHz) | Data Rate | Max. Rated Avg. Power + Max. Tolerance (dBm) | Average power (dBm) |
| 5.25-5.35 GHz | 802.11a | 52 | 5260 | 6Mbps | 15.00 | 14.66 |
| | | 56 | 5280 | | 15.00 | 14.99 |
| | | 60 | 5300 | | 15.00 | 14.91 |
| | | 64 | 5320 | | 15.00 | 14.68 |
| | 802.11n-HT20 | 52 | 5260 | MCS0 | 15.00 | 14.90 |
| | | 56 | 5280 | | 15.00 | 14.73 |
| | | 60 | 5300 | | 15.00 | 14.79 |
| | | 64 | 5320 | | 15.00 | 14.88 |
| | 802.11n-VHT20 | 52 | 5260 | MCS0 | 15.00 | 14.82 |
| | | 56 | 5280 | | 15.00 | 14.97 |
| | | 60 | 5300 | | 15.00 | 14.92 |
| | | 64 | 5320 | | 15.00 | 14.84 |
| | 802.11n-HT40 | 54 | 5270 | MCS0 | 14.50 | 14.42 |
| | | 62 | 5310 | | 14.00 | 13.95 |
| | 802.11n-VHT40 | 54 | 5270 | MCS0 | 14.50 | 14.27 |
| | | 62 | 5310 | | 14.00 | 13.85 |
| | 802.11n-VHT80 | 58 | 5290 | MCS0 | 12.00 | 11.89 |

Unless otherwise stated the results shown in this test report refer only to the sample(s) tested and such sample(s) are retained for 90 days only.

除非另有說明，此報告結果僅對測試之樣品負責，同時此樣品僅保留90天。本報告未經本公司書面許可，不可部份複製。

This document is issued by the Company subject to its General Conditions of Service printed overleaf, available on request or accessible at www.sgs.com/terms_and_conditions.htm and, for electronic format documents, subject to Terms and Conditions for Electronic Documents at www.sgs.com/terms_e-document.htm. Attention is drawn to the limitation of liability, indemnification and jurisdiction issues defined therein. Any holder of this document is advised that information contained hereon reflects the Company's findings at the time of its intervention only and within the limits of Client's instructions, if any. The Company's sole responsibility is to its Client and this document does not exonerate parties to a transaction from exercising all their rights and obligations under the transaction documents. This document cannot be reproduced except in full, without prior written approval of the Company. Any unauthorized alteration, forgery or falsification of the content or appearance of this document is unlawful and offenders may be prosecuted to the fullest extent of the law.

SGS Taiwan Ltd.

No.134,Wu Kung Road, New Taipei Industrial Park, Wuku District, New Taipei City, Taiwan 24803/新北市五股區新北產業園區五工路 134 號

台灣檢驗科技股份有限公司

t (886-2) 2299-3279

f (886-2) 2298-0488

www.tw.sgs.com

Member of SGS Group

| Main Antenna | | | | | | |
|--------------|---------------|---------|-----------------|-----------|--|---------------------|
| Band | Mode | Channel | Frequency (MHz) | Data Rate | Max. Rated Avg. Power + Max. Tolerance (dBm) | Average power (dBm) |
| 5600 MHz | 802.11a | 100 | 5500 | 6Mbps | 15.00 | 14.85 |
| | | 112 | 5560 | | 15.00 | 14.80 |
| | | 116 | 5580 | | 15.00 | 14.76 |
| | | 136 | 5680 | | 15.00 | 14.91 |
| | | 140 | 5700 | | 15.00 | 14.63 |
| | 802.11n-HT20 | 100 | 5500 | MCS0 | 15.00 | 14.76 |
| | | 112 | 5560 | | 15.00 | 14.72 |
| | | 116 | 5580 | | 15.00 | 14.67 |
| | | 136 | 5680 | | 15.00 | 14.76 |
| | | 140 | 5700 | | 15.00 | 14.69 |
| | 802.11n-VHT20 | 100 | 5500 | MCS0 | 15.00 | 14.84 |
| | | 112 | 5560 | | 15.00 | 14.90 |
| | | 116 | 5580 | | 15.00 | 14.65 |
| | | 136 | 5680 | | 15.00 | 14.78 |
| | | 140 | 5700 | | 15.00 | 14.81 |
| | | 144 | 5720 | | 15.00 | 14.76 |
| | 802.11n-HT40 | 102 | 5510 | MCS0 | 11.50 | 11.40 |
| | | 110 | 5550 | | 14.50 | 14.38 |
| | | 134 | 5670 | | 14.50 | 14.33 |
| | 802.11n-VHT40 | 102 | 5510 | MCS0 | 11.50 | 11.39 |
| | | 110 | 5550 | | 14.50 | 14.29 |
| | | 134 | 5670 | | 14.50 | 14.34 |
| | 802.11n-VHT80 | 106 | 5530 | MCS0 | 12.00 | 11.80 |
| | | 138 | 5690 | | 14.50 | 14.37 |

| Main Antenna | | | | | | |
|--------------|---------------|---------|-----------------|-----------|--|---------------------|
| Mode | Mode | Channel | Frequency (MHz) | Data Rate | Max. Rated Avg. Power + Max. Tolerance (dBm) | Average power (dBm) |
| 5800 MHz | 802.11a | 149 | 5745 | 6Mbps | 15.00 | 14.92 |
| | | 157 | 5785 | | 15.00 | 14.90 |
| | | 165 | 5825 | | 15.00 | 14.99 |
| | 802.11n-HT20 | 149 | 5745 | MCS0 | 15.00 | 14.92 |
| | | 157 | 5785 | | 15.00 | 14.91 |
| | | 165 | 5825 | | 15.00 | 14.82 |
| | 802.11n-VHT20 | 149 | 5745 | MCS0 | 14.50 | 14.44 |
| | | 157 | 5785 | | 15.00 | 14.90 |
| | | 165 | 5825 | | 15.00 | 14.76 |
| | 802.11n-HT40 | 151 | 5755 | MCS0 | 11.50 | 11.45 |
| | | 159 | 5795 | | 14.50 | 14.27 |
| | 802.11n-VHT40 | 151 | 5755 | MCS0 | 11.50 | 11.36 |
| | | 159 | 5795 | | 14.50 | 14.33 |
| | 802.11n-VHT80 | 155 | 5775 | MCS0 | 10.00 | 9.84 |

Unless otherwise stated the results shown in this test report refer only to the sample(s) tested and such sample(s) are retained for 90 days only.

除非另有說明，此報告結果僅對測試之樣品負責，同時此樣品僅保留90天。本報告未經本公司書面許可，不可部份複製。

This document is issued by the Company subject to its General Conditions of Service printed overleaf, available on request or accessible at www.sgs.com/terms_and_conditions.htm and, for electronic format documents, subject to Terms and Conditions for Electronic Documents at www.sgs.com/terms_e-document.htm. Attention is drawn to the limitation of liability, indemnification and jurisdiction issues defined therein. Any holder of this document is advised that information contained hereon reflects the Company's findings at the time of its intervention only and within the limits of Client's instructions, if any. The Company's sole responsibility is to its Client and this document does not exonerate parties to a transaction from exercising all their rights and obligations under the transaction documents. This document cannot be reproduced except in full, without prior written approval of the Company. Any unauthorized alteration, forgery or falsification of the content or appearance of this document is unlawful and offenders may be prosecuted to the fullest extent of the law.

SGS Taiwan Ltd.

No.134,Wu Kung Road, New Taipei Industrial Park, Wuku District, New Taipei City, Taiwan 24803/新北市五股區新北產業園區五工路 134 號

台灣檢驗科技股份有限公司

t (886-2) 2299-3279

f (886-2) 2298-0488

www.tw.sgs.com

Member of SGS Group

Aux (Chain 1)

| Aux Antenna | | | | | | |
|-------------|---------------|---------|-----------------|-----------|--|---------------------|
| Band | Mode | Channel | Frequency (MHz) | Data Rate | Max. Rated Avg. Power + Max. Tolerance (dBm) | Average power (dBm) |
| 2450 MHz | 802.11b | 1 | 2412 | 1Mbps | 20.50 | 20.49 |
| | | 6 | 2437 | | 20.50 | 20.42 |
| | | 11 | 2462 | | 20.50 | 20.47 |
| | 802.11g | 1 | 2412 | 6Mbps | 18.00 | 17.73 |
| | | 6 | 2437 | | 19.50 | 19.40 |
| | | 11 | 2462 | | 18.00 | 17.80 |
| | 802.11n-HT20 | 1 | 2412 | MCS0 | 17.00 | 16.78 |
| | | 6 | 2437 | | 19.50 | 19.48 |
| | | 11 | 2462 | | 16.00 | 15.85 |
| | 802.11n-VHT20 | 1 | 2412 | MCS0 | 17.00 | 16.81 |
| | | 6 | 2437 | | 19.50 | 19.33 |
| | | 11 | 2462 | | 16.00 | 15.92 |
| | 802.11n-HT40 | 3 | 2422 | MCS0 | 13.00 | 12.86 |
| | | 6 | 2437 | | 18.50 | 18.43 |
| | | 9 | 2452 | | 11.00 | 10.89 |
| | 802.11n-VHT40 | 3 | 2422 | MCS0 | 13.00 | 12.87 |
| | | 6 | 2437 | | 18.50 | 18.40 |
| | | 9 | 2452 | | 11.00 | 10.87 |

| Aux Antenna | | | | | | |
|---------------|---------------|---------|-----------------|-----------|--|---------------------|
| Band | Mode | Channel | Frequency (MHz) | Data Rate | Max. Rated Avg. Power + Max. Tolerance (dBm) | Average power (dBm) |
| 5.15-5.25 GHz | 802.11a | 36 | 5180 | 6Mbps | 15.00 | 14.99 |
| | | 40 | 5200 | | 15.00 | 14.97 |
| | | 44 | 5220 | | 15.00 | 14.89 |
| | | 48 | 5240 | | 15.00 | 14.98 |
| | 802.11n-HT20 | 36 | 5180 | MCS0 | 15.00 | 14.79 |
| | | 40 | 5200 | | 15.00 | 14.90 |
| | | 44 | 5220 | | 15.00 | 14.86 |
| | | 48 | 5240 | | 15.00 | 14.92 |
| | 802.11n-VHT20 | 36 | 5180 | MCS0 | 15.00 | 14.95 |
| | | 40 | 5200 | | 15.00 | 14.87 |
| | | 44 | 5220 | | 15.00 | 14.68 |
| | | 48 | 5240 | | 15.00 | 14.73 |
| | 802.11n-HT40 | 38 | 5190 | MCS0 | 11.50 | 11.40 |
| | | 46 | 5230 | | 14.50 | 14.38 |
| | 802.11n-VHT40 | 38 | 5190 | MCS0 | 11.50 | 11.33 |
| | | 46 | 5230 | | 14.50 | 14.39 |
| | 802.11n-VHT80 | 42 | 5210 | MCS0 | 10.50 | 10.37 |

Unless otherwise stated the results shown in this test report refer only to the sample(s) tested and such sample(s) are retained for 90 days only.

除非另有說明，此報告結果僅對測試之樣品負責，同時此樣品僅保留90天。本報告未經本公司書面許可，不可部份複製。

This document is issued by the Company subject to its General Conditions of Service printed overleaf, available on request or accessible at www.sgs.com/terms_and_conditions.htm and, for electronic format documents, subject to Terms and Conditions for Electronic Documents at www.sgs.com/terms_e-document.htm. Attention is drawn to the limitation of liability, indemnification and jurisdiction issues defined therein. Any holder of this document is advised that information contained hereon reflects the Company's findings at the time of its intervention only and within the limits of Client's instructions, if any. The Company's sole responsibility is to its Client and this document does not exonerate parties to a transaction from exercising all their rights and obligations under the transaction documents. This document cannot be reproduced except in full, without prior written approval of the Company. Any unauthorized alteration, forgery or falsification of the content or appearance of this document is unlawful and offenders may be prosecuted to the fullest extent of the law.

SGS Taiwan Ltd.

No.134,Wu Kung Road, New Taipei Industrial Park, Wuku District, New Taipei City, Taiwan 24803/新北市五股區新北產業園區五工路 134 號

台灣檢驗科技股份有限公司

t (886-2) 2299-3279

f (886-2) 2298-0488

www.tw.sgs.com

Member of SGS Group

| Aux Antenna | | | | | | |
|---------------|---------------|---------|-----------------|-----------|--|---------------------|
| Band | Mode | Channel | Frequency (MHz) | Data Rate | Max. Rated Avg. Power + Max. Tolerance (dBm) | Average power (dBm) |
| 5.25-5.35 GHz | 802.11a | 52 | 5260 | 6Mbps | 15.00 | 14.98 |
| | | 56 | 5280 | | 15.00 | 14.99 |
| | | 60 | 5300 | | 15.00 | 14.96 |
| | | 64 | 5320 | | 15.00 | 14.90 |
| | 802.11n-HT20 | 52 | 5260 | MCS0 | 15.00 | 14.91 |
| | | 56 | 5280 | | 15.00 | 14.85 |
| | | 60 | 5300 | | 15.00 | 14.70 |
| | | 64 | 5320 | | 15.00 | 14.82 |
| | 802.11n-VHT20 | 52 | 5260 | MCS0 | 15.00 | 14.89 |
| | | 56 | 5280 | | 15.00 | 14.90 |
| | | 60 | 5300 | | 15.00 | 14.72 |
| | | 64 | 5320 | | 15.00 | 14.83 |
| | 802.11n-HT40 | 54 | 5270 | MCS0 | 14.50 | 14.47 |
| | | 62 | 5310 | | 14.00 | 13.89 |
| | 802.11n-VHT40 | 54 | 5270 | MCS0 | 14.50 | 14.49 |
| | | 62 | 5310 | | 14.00 | 13.90 |
| | 802.11n-VHT80 | 58 | 5290 | MCS0 | 12.00 | 11.69 |

| Aux Antenna | | | | | | |
|-------------|---------------|---------|-----------------|-----------|--|---------------------|
| Band | Mode | Channel | Frequency (MHz) | Data Rate | Max. Rated Avg. Power + Max. Tolerance (dBm) | Average power (dBm) |
| 5600 MHz | 802.11a | 100 | 5500 | 6Mbps | 15.00 | 14.85 |
| | | 112 | 5560 | | 15.00 | 14.90 |
| | | 116 | 5580 | | 15.00 | 14.96 |
| | | 136 | 5680 | | 15.00 | 14.99 |
| | | 140 | 5700 | | 15.00 | 14.57 |
| | | 100 | 5500 | MCS0 | 15.00 | 14.84 |
| | 802.11n-HT20 | 112 | 5560 | | 15.00 | 14.72 |
| | | 116 | 5580 | | 15.00 | 14.89 |
| | | 136 | 5680 | | 15.00 | 14.77 |
| | | 140 | 5700 | | 15.00 | 14.84 |
| | | 100 | 5500 | MCS0 | 15.00 | 14.90 |
| | 802.11n-VHT20 | 112 | 5560 | | 15.00 | 14.93 |
| | | 116 | 5580 | | 15.00 | 14.85 |
| | | 136 | 5680 | | 15.00 | 14.89 |
| | | 140 | 5700 | | 15.00 | 14.79 |
| | | 144 | 5720 | | 15.00 | 14.81 |
| | 802.11n-HT40 | 102 | 5510 | MCS0 | 11.50 | 11.43 |
| | | 110 | 5550 | | 14.50 | 14.34 |
| | | 134 | 5670 | | 14.50 | 14.39 |
| | 802.11n-VHT40 | 102 | 5510 | MCS0 | 11.50 | 11.40 |
| | | 110 | 5550 | | 14.50 | 14.48 |
| | | 134 | 5670 | | 14.50 | 14.43 |
| | 802.11n-VHT80 | 106 | 5530 | MCS0 | 12.00 | 11.96 |
| | | 138 | 5690 | | 14.50 | 14.44 |

Unless otherwise stated the results shown in this test report refer only to the sample(s) tested and such sample(s) are retained for 90 days only.

除非另有說明，此報告結果僅對測試之樣品負責，同時此樣品僅保留90天。本報告未經本公司書面許可，不可部份複製。

This document is issued by the Company subject to its General Conditions of Service printed overleaf, available on request or accessible at www.sgs.com/terms_and_conditions.htm and, for electronic format documents, subject to Terms and Conditions for Electronic Documents at www.sgs.com/terms_e-document.htm. Attention is drawn to the limitation of liability, indemnification and jurisdiction issues defined therein. Any holder of this document is advised that information contained hereon reflects the Company's findings at the time of its intervention only and within the limits of Client's instructions, if any. The Company's sole responsibility is to its Client and this document does not exonerate parties to a transaction from exercising all their rights and obligations under the transaction documents. This document cannot be reproduced except in full, without prior written approval of the Company. Any unauthorized alteration, forgery or falsification of the content or appearance of this document is unlawful and offenders may be prosecuted to the fullest extent of the law.

| Aux Antenna | | | | | | |
|-------------|---------------|---------|-----------------|-----------|--|---------------------|
| Mode | Mode | Channel | Frequency (MHz) | Data Rate | Max. Rated Avg. Power + Max. Tolerance (dBm) | Average power (dBm) |
| 5800 MHz | 802.11a | 149 | 5745 | 6Mbps | 15.00 | 14.81 |
| | | 157 | 5785 | | 15.00 | 14.85 |
| | | 165 | 5825 | | 15.00 | 14.78 |
| | 802.11n-HT20 | 149 | 5745 | MCS0 | 15.00 | 14.90 |
| | | 157 | 5785 | | 15.00 | 14.74 |
| | | 165 | 5825 | | 15.00 | 14.81 |
| | 802.11n-VHT20 | 149 | 5745 | MCS0 | 14.50 | 14.37 |
| | | 157 | 5785 | | 15.00 | 14.75 |
| | | 165 | 5825 | | 15.00 | 14.82 |
| | 802.11n-HT40 | 151 | 5755 | MCS0 | 11.50 | 11.45 |
| | | 159 | 5795 | | 14.50 | 14.39 |
| | 802.11n-VHT40 | 151 | 5755 | MCS0 | 11.50 | 11.33 |
| | | 159 | 5795 | | 14.50 | 14.40 |
| | 802.11n-VHT80 | 155 | 5775 | MCS0 | 10.00 | 9.86 |

Bluetooth conducted power table:

| Mode | Channel | Frequency (MHz) | Average Output Power (dBm) | | | Max. Rated Avg. Power + Max. Tolerance (dBm) |
|--------|---------|-----------------|----------------------------|-------|-------|--|
| | | | 1Mbps | 2Mbps | 3Mbps | |
| BR/EDR | CH 00 | 2402 | 5.46 | 4.03 | 3.12 | 7 |
| | CH 39 | 2441 | 5.33 | 3.85 | 2.88 | |
| | CH 78 | 2480 | 4.53 | 3.32 | 2.36 | |

| Mode | Channel | Frequency (MHz) | Average Output Power (dBm) | Max. Rated Avg. Power + Max. Tolerance (dBm) |
|------|---------|-----------------|----------------------------|--|
| | | | GFSK | |
| LE | CH 00 | 2402 | -2.97 | 4.5 |
| | CH 19 | 2440 | -2.63 | |
| | CH 39 | 2480 | -2.80 | |

Unless otherwise stated the results shown in this test report refer only to the sample(s) tested and such sample(s) are retained for 90 days only.

除非另有說明，此報告結果僅對測試之樣品負責，同時此樣品僅保留90天。本報告未經本公司書面許可，不可部份複製。

This document is issued by the Company subject to its General Conditions of Service printed overleaf, available on request or accessible at www.sgs.com/terms_and_conditions.htm and, for electronic format documents, subject to Terms and Conditions for Electronic Documents at www.sgs.com/terms_e-document.htm. Attention is drawn to the limitation of liability, indemnification and jurisdiction issues defined therein. Any holder of this document is advised that information contained hereon reflects the Company's findings at the time of its intervention only and within the limits of Client's instructions, if any. The Company's sole responsibility is to its Client and this document does not exonerate parties to a transaction from exercising all their rights and obligations under the transaction documents. This document cannot be reproduced except in full, without prior written approval of the Company. Any unauthorized alteration, forgery or falsification of the content or appearance of this document is unlawful and offenders may be prosecuted to the fullest extent of the law.

SGS Taiwan Ltd.

No.134,Wu Kung Road, New Taipei Industrial Park, Wuku District, New Taipei City, Taiwan 24803/新北市五股區新北產業園區五工路 134 號

台灣檢驗科技股份有限公司

t (886-2) 2299-3279

f (886-2) 2298-0488

www.tw.sgs.com

Member of SGS Group

1.4 Test Environment

Ambient Temperature: $22\pm 2^{\circ}\text{C}$
Tissue Simulating Liquid: $22\pm 2^{\circ}\text{C}$

1.5 Operation Description

Use chipset specific software to control the EUT, and makes it transmit in maximum power. Measurements are performed respectively on the lowest, middle and highest channels of the operating band(s). The EUT is set to maximum power level during all tests, and at the beginning of each test the battery is fully charged.

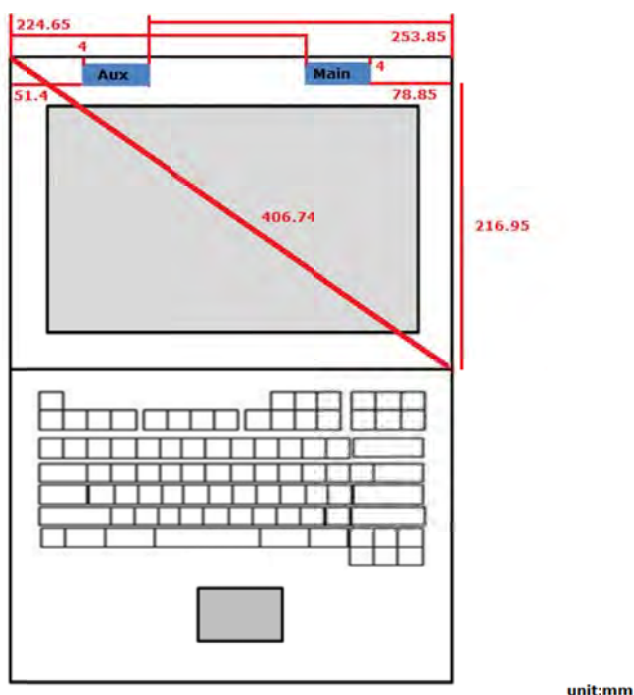
EUT was tested in the following configurations:

Tablet mode

WLAN Main/Aux: back/top/right/left sides_0mm.

Laptop mode

SAR measurement for laptop mode is not required since the distance between the antennas and user is larger than 20cm.

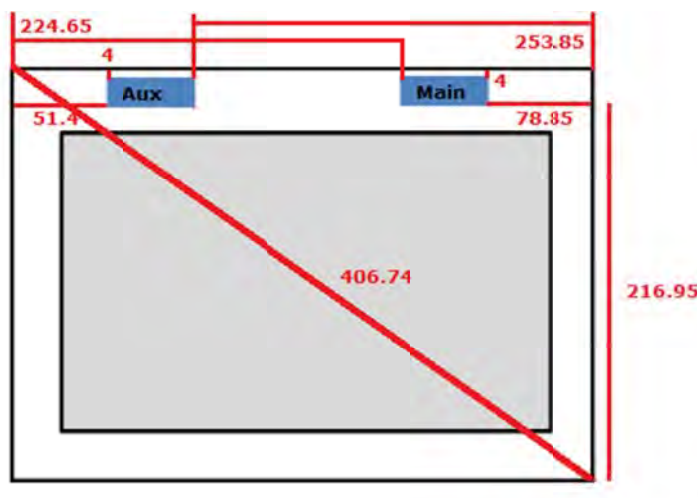


**Antenna location
(front view of laptop mode)**

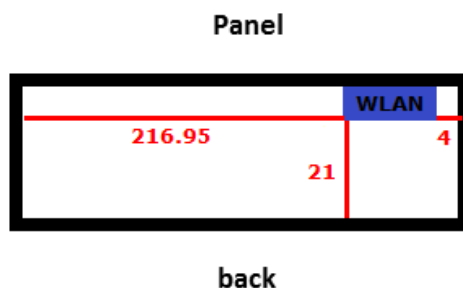
Unless otherwise stated the results shown in this test report refer only to the sample(s) tested and such sample(s) are retained for 90 days only.

除非另有說明，此報告結果僅對測試之樣品負責，同時此樣品僅保留90天。本報告未經本公司書面許可，不可部份複製。

This document is issued by the Company subject to its General Conditions of Service printed overleaf, available on request or accessible at www.sgs.com/terms_and_conditions.htm and, for electronic format documents, subject to Terms and Conditions for Electronic Documents at www.sgs.com/terms_e-document.htm. Attention is drawn to the limitation of liability, indemnification and jurisdiction issues defined therein. Any holder of this document is advised that information contained hereon reflects the Company's findings at the time of its intervention only and within the limits of Client's instructions, if any. The Company's sole responsibility is to its Client and this document does not exonerate parties to a transaction from exercising all their rights and obligations under the transaction documents. This document cannot be reproduced except in full, without prior written approval of the Company. Any unauthorized alteration, forgery or falsification of the content or appearance of this document is unlawful and offenders may be prosecuted to the fullest extent of the law.



**Antenna location
(front view of tablet mode)**



**Antenna location
(edge view of tablet mode)**

Unless otherwise stated the results shown in this test report refer only to the sample(s) tested and such sample(s) are retained for 90 days only.

除非另有說明，此報告結果僅對測試之樣品負責，同時此樣品僅保留90天。本報告未經本公司書面許可，不可部份複製。

This document is issued by the Company subject to its General Conditions of Service printed overleaf, available on request or accessible at www.sgs.com/terms_and_conditions.htm and, for electronic format documents, subject to Terms and Conditions for Electronic Documents at www.sgs.com/terms_e-document.htm. Attention is drawn to the limitation of liability, indemnification and jurisdiction issues defined therein. Any holder of this document is advised that information contained hereon reflects the Company's findings at the time of its intervention only and within the limits of Client's instructions, if any. The Company's sole responsibility is to its Client and this document does not exonerate parties to a transaction from exercising all their rights and obligations under the transaction documents. This document cannot be reproduced except in full, without prior written approval of the Company. Any unauthorized alteration, forgery or falsification of the content or appearance of this document is unlawful and offenders may be prosecuted to the fullest extent of the law.

Note:

802.11b DSSS SAR Test Requirements:

1. SAR is measured for 2.4 GHz 802.11b DSSS mode using the highest measured maximum output power channel, when the reported SAR of the highest measured maximum output power channel for the exposure configuration is ≤ 0.8 W/kg, no further SAR testing is required for 802.11b DSSS in that exposure configuration.
2. When the reported SAR is > 0.8 W/kg, SAR is required for that exposure configuration using the next highest measured output power channel. When any reported SAR is > 1.2 W/kg, SAR is required for the third channel; i.e., all channels require testing.

802.11g/n OFDM SAR Test Exclusion Requirements:

3. SAR is not required for 802.11g/n since the highest reported SAR for DSSS is adjusted by the ratio of OFDM to DSSS specified maximum output power and the adjusted SAR is ≤ 1.2 W/kg.

Initial Test Configuration:

4. An initial test configuration is determined for OFDM transmission modes according to the channel bandwidth, modulation and data rate combination(s) with the highest maximum output power specified for production units in each standalone and aggregated frequency band.
5. SAR is measured using the highest measured maximum output power channel. When the reported SAR of the initial test configuration is > 0.8 W/kg, SAR measurement is required for the subsequent next highest measured output power channel(s) in the initial test configuration until the reported SAR is ≤ 1.2 W/kg or all required channels are tested.
6. For WLAN Main/Aux antennas, 5.2a / 5.3a / 5.6a / 5.8a is chosen to be the initial test configurations.
7. Since the highest reported SAR for the initial test configuration is adjusted by the ratio of the subsequent test configuration to initial test configuration specified maximum output power and the adjusted SAR is ≤ 1.2 W/kg, SAR is not required for subsequent test configuration.
8. BT and WLAN Aux use the same antenna path, but they can't transmit at the same time.

Unless otherwise stated the results shown in this test report refer only to the sample(s) tested and such sample(s) are retained for 90 days only.

除非另有說明，此報告結果僅對測試之樣品負責，同時此樣品僅保留90天。本報告未經本公司書面許可，不可部份複製。

This document is issued by the Company subject to its General Conditions of Service printed overleaf, available on request or accessible at www.sgs.com/terms_and_conditions.htm and, for electronic format documents, subject to Terms and Conditions for Electronic Documents at www.sgs.com/terms_e-document.htm. Attention is drawn to the limitation of liability, indemnification and jurisdiction issues defined therein. Any holder of this document is advised that information contained hereon reflects the Company's findings at the time of its intervention only and within the limits of Client's instructions, if any. The Company's sole responsibility is to its Client and this document does not exonerate parties to a transaction from exercising all their rights and obligations under the transaction documents. This document cannot be reproduced except in full, without prior written approval of the Company. Any unauthorized alteration, forgery or falsification of the content or appearance of this document is unlawful and offenders may be prosecuted to the fullest extent of the law.

SGS Taiwan Ltd.

No.134,Wu Kung Road, New Taipei Industrial Park, Wuku District, New Taipei City, Taiwan 24803/新北市五股區新北產業園區五工路 134 號

台灣檢驗科技股份有限公司

t (886-2) 2299-3279

f (886-2) 2298-0488

www.tw.sgs.com

Member of SGS Group

9. According to KDB447498 D01, testing of other required channels is not required when the reported 1-g SAR for the highest output channel is ≤ 0.8 W/kg, when the transmission band is ≤ 100 MHz.
10. According to KDB865664 D01, SAR measurement variability must be assessed for each frequency band. When the original highest measured SAR is ≥ 0.8 W/kg, repeated that measurement once. Perform a second repeated measurement only if the ratio of largest to smallest SAR for the original and first repeated measurements is > 1.20 or when the original or repeated measurement is ≥ 1.45 W/kg (~10% from the 1-g SAR limit)
11. Based on KDB447498D01,

- (1) SAR test exclusion thresholds for 100 MHz to 6 GHz at test separation distances ≤ 50 mm are determined by:

$$\frac{\text{Max. tune up power(mW)}}{\text{Min. test separation distance(mm)}} \times \sqrt{f(\text{GHz})} \leq 3$$

When the minimum test separation distance is < 5 mm, 5mm is applied to determine SAR test exclusion.

- (2) For test separation distances > 50 mm, and the frequency at 100 MHz to 1500MHz, the SAR test exclusion threshold is determined according to the following, and as illustrated in Appendix B of KDB447498 D01.

[(Threshold at 50mm in step1) + (test separation distance-50mm) \times ($\frac{f(\text{MHz})}{150}$)](mW),

- (3) For test separation distances > 50 mm, and the frequency at > 1500 MHz to 6GHz, the SAR test exclusion threshold is determined according to the following, and as illustrated in Appendix B of KDB447498 D01.

[(Threshold at 50mm in step1) + (test separation distance-50mm) $\times 10$](mW),

Unless otherwise stated the results shown in this test report refer only to the sample(s) tested and such sample(s) are retained for 90 days only.

除非另有說明，此報告結果僅對測試之樣品負責，同時此樣品僅保留90天。本報告未經本公司書面許可，不可部份複製。

This document is issued by the Company subject to its General Conditions of Service printed overleaf, available on request or accessible at www.sgs.com/terms_and_conditions.htm and, for electronic format documents, subject to Terms and Conditions for Electronic Documents at www.sgs.com/terms_e-document.htm. Attention is drawn to the limitation of liability, indemnification and jurisdiction issues defined therein. Any holder of this document is advised that information contained hereon reflects the Company's findings at the time of its intervention only and within the limits of Client's instructions, if any. The Company's sole responsibility is to its Client and this document does not exonerate parties to a transaction from exercising all their rights and obligations under the transaction documents. This document cannot be reproduced except in full, without prior written approval of the Company. Any unauthorized alteration, forgery or falsification of the content or appearance of this document is unlawful and offenders may be prosecuted to the fullest extent of the law.

SGS Taiwan Ltd.

No.134,Wu Kung Road, New Taipei Industrial Park, Wuku District, New Taipei City, Taiwan 24803/新北市五股區新北產業園區五工路 134 號

台灣檢驗科技股份有限公司

t (886-2) 2299-3279

f (886-2) 2298-0488

www.tw.sgs.com

Member of SGS Group

| Tablet mode | | WLAN Main 2.45GHz | WLAN Main 5GHz |
|-------------------------|-------------------------------------|----------------------|-------------------|
| Max. tune-up power(dBm) | | 20.5 | 15 |
| Max. tune-up power(mW) | | 112.202 | 31.623 |
| Top side | Test separation distance (mm) | less than 5 | less than 5 |
| | Calculation value | 35.211 | 15.264 |
| | Require SAR testing? | YES | YES |
| Right side | Test separation distance (mm) | 78.85 | 78.85 |
| | calculated test exclusion threshold | 292.021 | 290.026 |
| | Require SAR testing? | NO | NO |
| Left side | Test separation distance (mm) | 224.65 | 224.65 |
| | >20cm | YES | YES |
| | Require SAR testing? | NO | NO |
| Bottom side | Test separation distance (mm) | 216.95 | 216.95 |
| | >20cm | YES | YES |
| | Require SAR testing? | NO | NO |
| Back side | Test separation distance (mm) | 21 | 21 |
| | Calculation value | 8.383 | 3.643 |
| | Require SAR testing? | YES | YES |

| Tablet mode | | WLAN Aux 2.45GHz | WLAN Aux 5GHz | BT |
|-------------------------|-------------------------------------|---------------------|------------------|-------------|
| Max. tune-up power(dBm) | | 20.5 | 15 | 7 |
| Max. tune-up power(mW) | | 112.202 | 31.623 | 5.012 |
| Top side | Test separation distance (mm) | less than 5 | less than 5 | less than 5 |
| | Calculation value | 35.211 | 15.264 | 1.579 |
| | Require SAR testing? | YES | YES | NO |
| Right side | Test separation distance (mm) | 253.85 | 253.85 | 253.85 |
| | >20cm | YES | YES | YES |
| | Require SAR testing? | NO | NO | NO |
| Left side | Test separation distance (mm) | 51.4 | 51.4 | 51.4 |
| | calculated test exclusion threshold | 17.521 | 15.526 | 14.158 |
| | Require SAR testing? | NO | NO | NO |
| Bottom side | Test separation distance (mm) | 216.95 | 216.95 | 216.95 |
| | >20cm | YES | YES | YES |
| | Require SAR testing? | NO | NO | NO |
| Back side | Test separation distance (mm) | 21 | 21 | 21 |
| | Calculation value | 8.383 | 3.643 | 0.376 |
| | Require SAR testing? | YES | YES | NO |

Unless otherwise stated the results shown in this test report refer only to the sample(s) tested and such sample(s) are retained for 90 days only.

除非另有說明，此報告結果僅對測試之樣品負責，同時此樣品僅保留90天。本報告未經本公司書面許可，不可部份複製。

This document is issued by the Company subject to its General Conditions of Service printed overleaf, available on request or accessible at www.sgs.com/terms_and_conditions.htm and, for electronic format documents, subject to Terms and Conditions for Electronic Documents at www.sgs.com/terms_e-document.htm. Attention is drawn to the limitation of liability, indemnification and jurisdiction issues defined therein. Any holder of this document is advised that information contained hereon reflects the Company's findings at the time of its intervention only and within the limits of Client's instructions, if any. The Company's sole responsibility is to its Client and this document does not exonerate parties to a transaction from exercising all their rights and obligations under the transaction documents. This document cannot be reproduced except in full, without prior written approval of the Company. Any unauthorized alteration, forgery or falsification of the content or appearance of this document is unlawful and offenders may be prosecuted to the fullest extent of the law.

SGS Taiwan Ltd.

台灣檢驗科技股份有限公司

No.134,Wu Kung Road, New Taipei Industrial Park, Wuku District, New Taipei City, Taiwan 24803/新北市五股區新北產業園區五工路 134 號

t (886-2) 2299-3279

f (886-2) 2298-0488

www.tw.sgs.com

Member of SGS Group

1.6 The SAR Measurement System

A block diagram of the SAR measurement System is given in Fig. a. This SAR Measurement System uses a Computer-controlled 3-D stepper motor system (SPEAG DASY 5 professional system). The model EX3DV4 field probe is used to determine the internal electric fields. The SAR can be obtained from the equation $SAR = \sigma (|E|^2) / \rho$ where σ and ρ are the conductivity and mass density of the tissue-simulant.

The DASY 5 system for performing compliance tests consists of the following items:

1. A standard high precision 6-axis robot (Staubli RX family) with controller, teach pendant and software. An arm extension is for accommodating the data acquisition electronics (DAE).
2. A dosimetric probe, i.e., an isotropic E-field probe optimized and calibrated for usage intissue simulating liquid. The probe is equipped with an optical surface detector system.
3. A data acquisition electronics (DAE) which performs the signal amplification, signal multiplexing, AD-conversion, offset measurements, mechanical surface detection, collision detection, etc. The unit is battery powered with standard or rechargeable batteries. The signal is optically transmitted to the EOC.

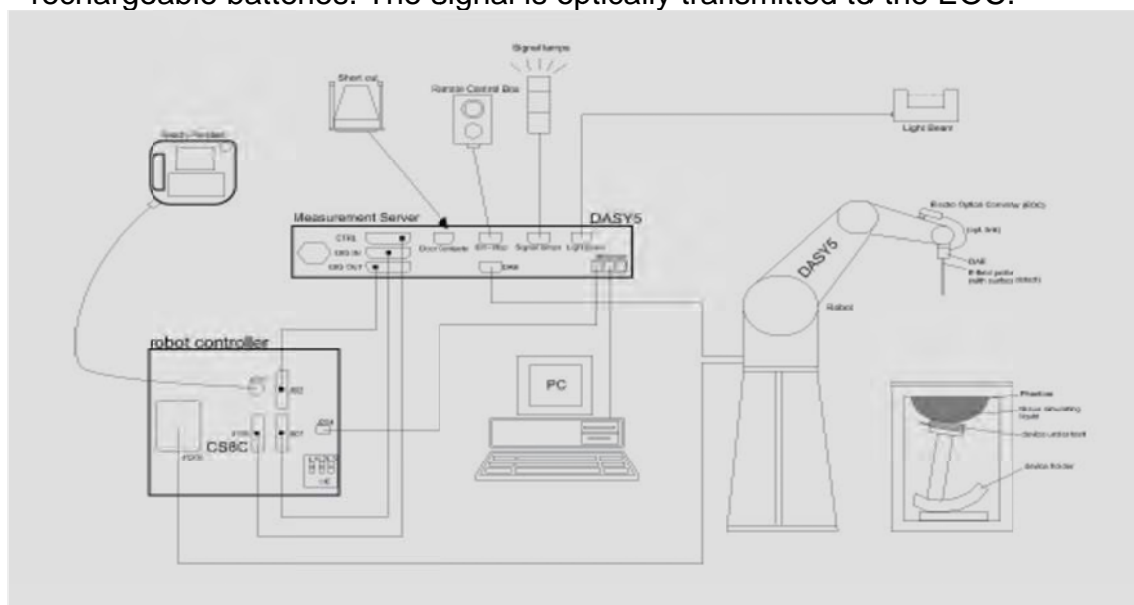


Fig. a The block diagram of SAR system

Unless otherwise stated the results shown in this test report refer only to the sample(s) tested and such sample(s) are retained for 90 days only.

除非另有說明，此報告結果僅對測試之樣品負責，同時此樣品僅保留90天。本報告未經本公司書面許可，不可部份複製。

This document is issued by the Company subject to its General Conditions of Service printed overleaf, available on request or accessible at www.sgs.com/terms_and_conditions.htm and, for electronic format documents, subject to Terms and Conditions for Electronic Documents at www.sgs.com/terms_e-document.htm. Attention is drawn to the limitation of liability, indemnification and jurisdiction issues defined therein. Any holder of this document is advised that information contained hereon reflects the Company's findings at the time of its intervention only and within the limits of Client's instructions, if any. The Company's sole responsibility is to its Client and this document does not exonerate parties to a transaction from exercising all their rights and obligations under the transaction documents. This document cannot be reproduced except in full, without prior written approval of the Company. Any unauthorized alteration, forgery or falsification of the content or appearance of this document is unlawful and offenders may be prosecuted to the fullest extent of the law.

SGS Taiwan Ltd.

No.134,Wu Kung Road, New Taipei Industrial Park, Wuku District, New Taipei City, Taiwan 24803/新北市五股區新北產業園區五工路 134 號

台灣檢驗科技股份有限公司

t (886-2) 2299-3279

f (886-2) 2298-0488

www.tw.sgs.com

Member of SGS Group

4. The Electro-optical converter (EOC) performs the conversion between optical and electrical of the signals for the digital communication to the DAE and for the analog signal from the optical surface detection. The EOC is connected to the measurement server.
5. The function of the measurement server is to perform the time critical tasks such as signal filtering, control of the robot operation and fast movement interrupts.
6. A probe alignment unit which improves the (absolute) accuracy of the probe positioning.
7. A computer operating Windows 7.
8. DASY 5 software.
9. Remote control with teach pendant and additional circuitry for robot safety such as warning lamps, etc.
10. The SAM twin phantom enabling testing left-hand and right-hand usage.
11. The device holder for handheld mobile phones.
12. Tissue simulating liquid mixed according to the given recipes.
13. Validation dipole kits allowing to validate the proper functioning of the system.

Unless otherwise stated the results shown in this test report refer only to the sample(s) tested and such sample(s) are retained for 90 days only.

除非另有說明，此報告結果僅對測試之樣品負責，同時此樣品僅保留90天。本報告未經本公司書面許可，不可部份複製。

This document is issued by the Company subject to its General Conditions of Service printed overleaf, available on request or accessible at www.sgs.com/terms_and_conditions.htm and, for electronic format documents, subject to Terms and Conditions for Electronic Documents at www.sgs.com/terms_e-document.htm. Attention is drawn to the limitation of liability, indemnification and jurisdiction issues defined therein. Any holder of this document is advised that information contained hereon reflects the Company's findings at the time of its intervention only and within the limits of Client's instructions, if any. The Company's sole responsibility is to its Client and this document does not exonerate parties to a transaction from exercising all their rights and obligations under the transaction documents. This document cannot be reproduced except in full, without prior written approval of the Company. Any unauthorized alteration, forgery or falsification of the content or appearance of this document is unlawful and offenders may be prosecuted to the fullest extent of the law.

SGS Taiwan Ltd.

No.134,Wu Kung Road, New Taipei Industrial Park, Wuku District, New Taipei City, Taiwan 24803/新北市五股區新北產業園區五工路 134 號

台灣檢驗科技股份有限公司

t (886-2) 2299-3279


f (886-2) 2298-0488

www.tw.sgs.com

Member of SGS Group

1.7 System Components

EX3DV4 E-Field Probe

| | | |
|---------------|--|---|
| Construction | Symmetrical design with triangular core Built-in shielding against static charges PEEK enclosure material (resistant to organic solvents, e.g., DGBE) |  |
| Calibration | Basic Broad Band Calibration in air Conversion Factors (CF) for HSL 2450/5200/5300/5600/5800 MHz Additional CF for other liquids and frequencies upon request | |
| Frequency | 10 MHz to > 6 GHz | |
| Directivity | ± 0.3 dB in HSL (rotation around probe axis) ± 0.5 dB in tissue material (rotation normal to probe axis) | |
| Dynamic Range | 10 µW/g to > 100 mW/g Linearity: ± 0.2 dB (noise: typically < 1 µW/g) | |
| Dimensions | Tip diameter: 2.5 mm | |
| Application | High precision dosimetric measurements in any exposure scenario (e.g., very strong gradient fields). Only probe which enables compliance testing for frequencies up to 6 GHz with precision of better 30%. | |

Unless otherwise stated the results shown in this test report refer only to the sample(s) tested and such sample(s) are retained for 90 days only.

除非另有說明，此報告結果僅對測試之樣品負責，同時此樣品僅保留90天。本報告未經本公司書面許可，不可部份複製。

This document is issued by the Company subject to its General Conditions of Service printed overleaf, available on request or accessible at www.sgs.com/terms_and_conditions.htm and, for electronic format documents, subject to Terms and Conditions for Electronic Documents at www.sgs.com/terms_e-document.htm. Attention is drawn to the limitation of liability, indemnification and jurisdiction issues defined therein. Any holder of this document is advised that information contained hereon reflects the Company's findings at the time of its intervention only and within the limits of Client's instructions, if any. The Company's sole responsibility is to its Client and this document does not exonerate parties to a transaction from exercising all their rights and obligations under the transaction documents. This document cannot be reproduced except in full, without prior written approval of the Company. Any unauthorized alteration, forgery or falsification of the content or appearance of this document is unlawful and offenders may be prosecuted to the fullest extent of the law.

SGS Taiwan Ltd.

No.134,Wu Kung Road, New Taipei Industrial Park, Wuku District, New Taipei City, Taiwan 24803/新北市五股區新北產業園區五工路 134 號

台灣檢驗科技股份有限公司


t (886-2) 2299-3279

f (886-2) 2298-0488


www.tw.sgs.com

Member of SGS Group

PHANTOM

| | | |
|-----------------|---|---|
| Model | ELI | |
| Construction | The ELI phantom is used for compliance testing of handheld and body-mounted wireless devices in the frequency range of 30 MHz to 6 GHz. ELI is fully compatible with the IEC 62209-2 standard and all known tissue simulating liquids. ELI has been optimized regarding its performance and can be integrated into our standard phantom tables. A cover prevents evaporation of the liquid. Reference markings on the phantom allow installation of the complete setup, including all predefined phantom positions and measurement grids, by teaching three points. The phantom is compatible with all SPEAG dosimetric probes and dipoles. | |
| Shell Thickness | 2 ± 0.2 mm |  |
| Filling Volume | Approx. 30 liters | |
| Dimensions | Major axis: 600 mm Minor axis: 400 mm | |

DEVICE HOLDER

| | | |
|--------------|---|--|
| Construction | The device holder (Supporter) for Notebook is made by POM (polyoxymethylene resin) , which is non-metal and non-conductive. The height can be adjusted to fit varies kind of notebooks. |  |
| | | Device Holder |

Unless otherwise stated the results shown in this test report refer only to the sample(s) tested and such sample(s) are retained for 90 days only.

除非另有說明，此報告結果僅對測試之樣品負責，同時此樣品僅保留90天。本報告未經本公司書面許可，不可部份複製。

This document is issued by the Company subject to its General Conditions of Service printed overleaf, available on request or accessible at www.sgs.com/terms_and_conditions.htm and, for electronic format documents, subject to Terms and Conditions for Electronic Documents at www.sgs.com/terms_e-document.htm. Attention is drawn to the limitation of liability, indemnification and jurisdiction issues defined therein. Any holder of this document is advised that information contained hereon reflects the Company's findings at the time of its intervention only and within the limits of Client's instructions, if any. The Company's sole responsibility is to its Client and this document does not exonerate parties to a transaction from exercising all their rights and obligations under the transaction documents. This document cannot be reproduced except in full, without prior written approval of the Company. Any unauthorized alteration, forgery or falsification of the content or appearance of this document is unlawful and offenders may be prosecuted to the fullest extent of the law.

SGS Taiwan Ltd.

No.134,Wu Kung Road, New Taipei Industrial Park, Wuku District, New Taipei City, Taiwan 24803/新北市五股區新北產業園區五工路 134 號

台灣檢驗科技股份有限公司

t (886-2) 2299-3279

f (886-2) 2298-0488

www.tw.sgs.com

Member of SGS Group

1.8 SAR System Verification

The microwave circuit arrangement for system verification is sketched in Fig. b. The daily system accuracy verification occurs within the flat section of the SAM phantom. A SAR measurement was performed to see if the measured SAR was within $\pm 10\%$ from the target SAR values. These tests were done at 2450/5200/5300/5600/5800 MHz. The tests were conducted on the same days as the measurement of the DUT. The obtained results from the system accuracy verification are displayed in the table 1 (SAR values are normalized to 1W forward power delivered to the dipole). During the tests, the liquid depth above the ear reference points was $\geq 15 \text{ cm} \pm 5 \text{ mm}$ (frequency $\leq 3 \text{ GHz}$) or $\geq 10 \text{ cm} \pm 5 \text{ mm}$ (frequency $> 3 \text{ GHz}$) in all the cases. It is seen that the system is operating within its specification, as the results are within acceptable tolerance of the reference values.

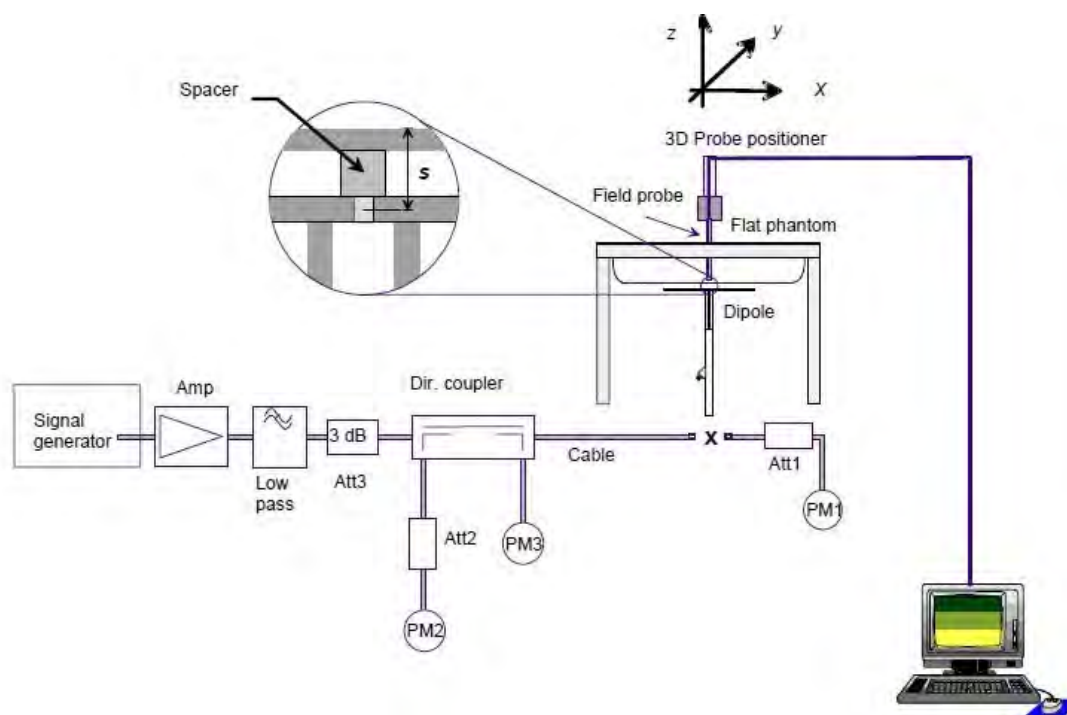


Fig. b The block diagram of system verification

Unless otherwise stated the results shown in this test report refer only to the sample(s) tested and such sample(s) are retained for 90 days only.

除非另有說明，此報告結果僅對測試之樣品負責，同時此樣品僅保留90天。本報告未經本公司書面許可，不可部份複製。

This document is issued by the Company subject to its General Conditions of Service printed overleaf, available on request or accessible at www.sgs.com/terms_and_conditions.htm and, for electronic format documents, subject to Terms and Conditions for Electronic Documents at www.sgs.com/terms_e-document.htm. Attention is drawn to the limitation of liability, indemnification and jurisdiction issues defined therein. Any holder of this document is advised that information contained hereon reflects the Company's findings at the time of its intervention only and within the limits of Client's instructions, if any. The Company's sole responsibility is to its Client and this document does not exonerate parties to a transaction from exercising all their rights and obligations under the transaction documents. This document cannot be reproduced except in full, without prior written approval of the Company. Any unauthorized alteration, forgery or falsification of the content or appearance of this document is unlawful and offenders may be prosecuted to the fullest extent of the law.

SGS Taiwan Ltd.

No.134, Wu Kung Road, New Taipei Industrial Park, Wuku District, New Taipei City, Taiwan 24803/新北市五股區新北產業園區五工路 134 號

台灣檢驗科技股份有限公司

t (886-2) 2299-3279

f (886-2) 2298-0488

www.tw.sgs.com

Member of SGS Group

| Validation Kit | S/N | Frequency (MHz) | | 1W Target SAR-1g (mW/g) | Measured SAR-1g (mW/g) | Measured SAR-1g normalized to 1W (mW/g) | Deviation (%) | Measured Date |
|----------------|------|-----------------|------|-------------------------|------------------------|---|---------------|---------------|
| D2450V2 | 727 | 2450 | Body | 50.6 | 12.8 | 51.2 | 1.19% | Nov. 09, 2017 |
| D5GHzV2 | 1023 | 5200 | Body | 72.8 | 7.37 | 73.7 | 1.24% | Nov. 11, 2017 |
| | | 5300 | Body | 76.1 | 7.65 | 76.5 | 0.53% | Nov. 11, 2017 |
| | | 5600 | Body | 79.6 | 8.01 | 80.1 | 0.63% | Nov. 13, 2017 |
| | | 5800 | Body | 75.9 | 7.69 | 76.9 | 1.32% | Nov. 13, 2017 |

Table 1. Results of system validation

Unless otherwise stated the results shown in this test report refer only to the sample(s) tested and such sample(s) are retained for 90 days only.

除非另有說明，此報告結果僅對測試之樣品負責，同時此樣品僅保留90天。本報告未經本公司書面許可，不可部份複製。

This document is issued by the Company subject to its General Conditions of Service printed overleaf, available on request or accessible at www.sgs.com/terms_and_conditions.htm and, for electronic format documents, subject to Terms and Conditions for Electronic Documents at www.sgs.com/terms_e-document.htm. Attention is drawn to the limitation of liability, indemnification and jurisdiction issues defined therein. Any holder of this document is advised that information contained hereon reflects the Company's findings at the time of its intervention only and within the limits of Client's instructions, if any. The Company's sole responsibility is to its Client and this document does not exonerate parties to a transaction from exercising all their rights and obligations under the transaction documents. This document cannot be reproduced except in full, without prior written approval of the Company. Any unauthorized alteration, forgery or falsification of the content or appearance of this document is unlawful and offenders may be prosecuted to the fullest extent of the law.

SGS Taiwan Ltd.

No.134,Wu Kung Road, New Taipei Industrial Park, Wuku District, New Taipei City, Taiwan 24803/新北市五股區新北產業園區五工路 134 號

台灣檢驗科技股份有限公司

t (886-2) 2299-3279

f (886-2) 2298-0488

www.tw.sgs.com

Member of SGS Group

1.9 Tissue Simulant Fluid for the Frequency Band

The dielectric properties for this body-simulant fluid were measured by using the Schmid & Partner Engineering AG Model DAKS Dielectric Probe Kit in conjunction with Network Analyzer. All dielectric parameters of tissue simulates were measured within 24 hours of SAR measurements. The measured conductivity and permittivity are all within $\pm 5\%$ of the target values.

The depth of the tissue simulant in the flat section of the phantom was $\geq 15 \text{ cm} \pm 5 \text{ mm}$ (Frequency $\leq 3\text{G}$) or $\geq 10 \text{ cm} \pm 5 \text{ mm}$ (Frequency $> 3\text{G}$) during all tests. (Fig. 2)

| Tissue Type | Measurement Date | Measured Frequency (MHz) | Target Dielectric Constant, ϵ_r | Target Conductivity, σ (S/m) | Measured Dielectric Constant, ϵ_r | Measured Conductivity, σ (S/m) | % dev ϵ_r | % dev σ |
|-------------|------------------|--------------------------|--|-------------------------------------|--|---------------------------------------|--------------------|----------------|
| Body | Nov. 09, 2017 | 2412 | 52.751 | 1.914 | 50.825 | 1.938 | 3.65% | -1.27% |
| | | 2437 | 52.717 | 1.938 | 50.746 | 1.962 | 3.74% | -1.26% |
| | | 2450 | 52.700 | 1.950 | 50.734 | 1.976 | 3.73% | -1.33% |
| | | 2462 | 52.685 | 1.967 | 50.709 | 1.993 | 3.75% | -1.32% |
| | Nov. 11, 2017 | 5180 | 49.041 | 5.276 | 50.401 | 5.209 | -2.77% | 1.27% |
| | | 5200 | 49.014 | 5.299 | 50.388 | 5.229 | -2.80% | 1.33% |
| | | 5260 | 48.933 | 5.369 | 48.918 | 5.266 | 0.03% | 1.92% |
| | | 5300 | 48.879 | 5.416 | 48.777 | 5.287 | 0.21% | 2.38% |
| | Nov. 13, 2017 | 5500 | 48.607 | 5.650 | 47.879 | 5.489 | 1.50% | 2.84% |
| | | 5580 | 48.499 | 5.743 | 47.820 | 5.581 | 1.40% | 2.82% |
| | | 5600 | 48.471 | 5.766 | 47.814 | 5.603 | 1.36% | 2.83% |
| | | 5700 | 48.336 | 5.883 | 47.810 | 5.718 | 1.09% | 2.81% |
| | | 5800 | 48.200 | 6.000 | 47.760 | 5.932 | 0.91% | 1.13% |
| | | 5825 | 48.166 | 6.029 | 47.748 | 5.963 | 0.87% | 1.10% |

Table 2. Dielectric Parameters of Tissue Simulant Fluid

The composition of the tissue simulating liquid:

| Frequency (MHz) | Mode | Ingredient | | | | | | Total amount |
|-----------------|------|------------|---------|------|---------------|-----------|-------|--------------|
| | | DGMBE | Water | Salt | Preventol D-7 | Cellulose | Sugar | |
| 2450M | Body | 301.7ml | 698.3ml | — | — | — | — | 1.0L(Kg) |

Body Simulating Liquids for 5 GHz, Manufactured by SPEAG:

| Ingredients | Water | Esters, Emulsifiers, Inhibitors | Sodium and Salt |
|---------------|-------|---------------------------------|-----------------|
| (% by weight) | 60-80 | 20-40 | 0-1.5 |

Table 3. Recipes for Tissue Simulating Liquid

Unless otherwise stated the results shown in this test report refer only to the sample(s) tested and such sample(s) are retained for 90 days only.

除非另有說明，此報告結果僅對測試之樣品負責，同時此樣品僅保留90天。本報告未經本公司書面許可，不可部份複製。

This document is issued by the Company subject to its General Conditions of Service printed overleaf, available on request or accessible at www.sgs.com/terms_and_conditions.htm and, for electronic format documents, subject to Terms and Conditions for Electronic Documents at www.sgs.com/terms_e-document.htm. Attention is drawn to the limitation of liability, indemnification and jurisdiction issues defined therein. Any holder of this document is advised that information contained hereon reflects the Company's findings at the time of its intervention only and within the limits of Client's instructions, if any. The Company's sole responsibility is to its Client and this document does not exonerate parties to a transaction from exercising all their rights and obligations under the transaction documents. This document cannot be reproduced except in full, without prior written approval of the Company. Any unauthorized alteration, forgery or falsification of the content or appearance of this document is unlawful and offenders may be prosecuted to the fullest extent of the law.

SGS Taiwan Ltd.

No.134,Wu Kung Road, New Taipei Industrial Park, Wuku District, New Taipei City, Taiwan 24803/新北市五股區新北產業園區五工路 134 號

台灣檢驗科技股份有限公司

t (886-2) 2299-3279

f (886-2) 2298-0488

www.tw.sgs.com

Member of SGS Group

1.10 Evaluation Procedures

The entire evaluation of the spatial peak values is performed within the Post-processing engine (SEMCAD). The system always gives the maximum values for the 1 g and 10 g cubes. The algorithm to find the cube with highest averaged SAR is divided into the following stages:

1. The extraction of the measured data (grid and values) from the Zoom Scan.
2. The calculation of the SAR value at every measurement point based on all stored data (A/D values and measurement parameters)
3. The generation of a high-resolution mesh within the measured volume
4. The interpolation of all measured values from the measurement grid to the high-resolution grid
5. The extrapolation of the entire 3-D field distribution to the phantom surface over the distance from sensor to surface
6. The calculation of the averaged SAR within masses of 1g and 10g.

The probe is calibrated at the center of the dipole sensors that is located 1 to 2.7mm away from the probe tip. During measurements, the probe stops shortly above the phantom surface, depending on the probe and the surface detecting system. Both distances are included as parameters in the probe configuration file. The software always knows exactly how far away the measured point is from the surface. As the probe cannot directly measure at the surface, the values between the deepest measured point and the surface must be extrapolated. The angle between the probe axis and the surface normal line is less than 30 degree.

In the Area Scan, the gradient of the interpolation function is evaluated to find all the extreme of the SAR distribution. The uncertainty on the locations of the extreme is less than 1/20 of the grid size. Only local maximum within -2 dB of the global maximum are searched and passed for the Cube Scan measurement. In the Cube Scan, the interpolation function is used to extrapolate the Peak SAR from the lowest measurement points to the inner phantom surface (the extrapolation distance). The uncertainty increases with the extrapolation distance. To keep the uncertainty within 1% for the 1 g and 10 g cubes, the extrapolation distance should not be larger than 5mm.

The maximum search is automatically performed after each area scan measurement. It is based on splines in two or three dimensions. The procedure can find the maximum for most SAR distributions even with relatively large grid spacing. After the area scanning measurement, the probe is automatically moved to a position at the interpolated maximum. The following scan can directly use this position for reference, e.g., for a finer resolution grid or the cube evaluations. The 1g and 10g peak evaluations are only available for the predefined cube 7x7x7 scans. The routines are verified and optimized for the grid dimensions used in these cube measurements.

The measured volume of 30x30x30mm contains about 30g of tissue.

The first procedure is an extrapolation (incl. Boundary correction) to get the points between the lowest measured plane and the surface. The next step uses 3D

Unless otherwise stated the results shown in this test report refer only to the sample(s) tested and such sample(s) are retained for 90 days only.
除非另有說明，此報告結果僅對測試之樣品負責，同時此樣品僅保留90天。本報告未經本公司書面許可，不可部份複製。

This document is issued by the Company subject to its General Conditions of Service printed overleaf, available on request or accessible at www.sgs.com/terms_and_conditions.htm and, for electronic format documents, subject to Terms and Conditions for Electronic Documents at www.sgs.com/terms_e-document.htm. Attention is drawn to the limitation of liability, indemnification and jurisdiction issues defined therein. Any holder of this document is advised that information contained hereon reflects the Company's findings at the time of its intervention only and within the limits of Client's instructions, if any. The Company's sole responsibility is to its Client and this document does not exonerate parties to a transaction from exercising all their rights and obligations under the transaction documents. This document cannot be reproduced except in full, without prior written approval of the Company. Any unauthorized alteration, forgery or falsification of the content or appearance of this document is unlawful and offenders may be prosecuted to the fullest extent of the law.

SGS Taiwan Ltd.

No.134,Wu Kung Road, New Taipei Industrial Park, Wuku District, New Taipei City, Taiwan 24803/新北市五股區新北產業園區五工路 134 號

台灣檢驗科技股份有限公司

t (886-2) 2299-3279

f (886-2) 2298-0488

www.tw.sgs.com

Member of SGS Group

interpolation to get all points within the measured volume. In the last step, a 1g cube is placed numerically into the volume and its averaged SAR is calculated. This cube is moved around until the highest averaged SAR is found. If the highest SAR is found at the edge of the measured volume, the system will issue a warning: higher SAR values might be found outside of the measured volume. In that case the cube measurement can be repeated, using the new interpolated maximum as the center.

1.11 Probe Calibration Procedures

For the calibration of E-field probes in lossy liquids, an electric field with an accurately known field strength must be produced within the measured liquid. For standardization purposes it would be desirable if all measurements which are necessary to assess the correct field strength would be traceable to standardized measurement procedures. In the following two different calibration techniques are summarized:

1.11.1 Transfer Calibration with Temperature Probes

In lossy liquids the specific absorption rate (SAR) is related both to the electric field (E) and the temperature gradient ($\delta T / \delta t$) in the liquid.

$$SAR = C \frac{\delta T}{\delta t},$$

whereby σ is the conductivity, ρ the density and c the heat capacity of the liquid.

Hence, the electric field in lossy liquid can be measured indirectly by measuring the temperature gradient in the liquid. Non-disturbing temperature probes (optical probes or thermistor probes with resistive lines) with high spatial resolution (<1-2 mm) and fast reaction time (<1 s) are available and can be easily calibrated with high precision [1]. The setup and the exciting source have no influence on the calibration; only the relative positioning uncertainties of the standard temperature probe and the E-field probe to be calibrated must be considered. However, several problems limit the available accuracy of probe calibrations with temperature probes:

Unless otherwise stated the results shown in this test report refer only to the sample(s) tested and such sample(s) are retained for 90 days only.

除非另有說明，此報告結果僅對測試之樣品負責，同時此樣品僅保留90天。本報告未經本公司書面許可，不可部份複製。

This document is issued by the Company subject to its General Conditions of Service printed overleaf, available on request or accessible at www.sgs.com/terms_and_conditions.htm and, for electronic format documents, subject to Terms and Conditions for Electronic Documents at www.sgs.com/terms_e-document.htm. Attention is drawn to the limitation of liability, indemnification and jurisdiction issues defined therein. Any holder of this document is advised that information contained hereon reflects the Company's findings at the time of its intervention only and within the limits of Client's instructions, if any. The Company's sole responsibility is to its Client and this document does not exonerate parties to a transaction from exercising all their rights and obligations under the transaction documents. This document cannot be reproduced except in full, without prior written approval of the Company. Any unauthorized alteration, forgery or falsification of the content or appearance of this document is unlawful and offenders may be prosecuted to the fullest extent of the law.

- The temperature gradient is not directly measurable but must be evaluated from temperature measurements at different time steps. Special precaution is necessary to avoid measurement errors caused by temperature gradients due to energy equalizing effects or convection currents in the liquid. Such effects cannot be completely avoided, as the measured field itself destroys the thermal equilibrium in the liquid. With a careful setup these errors can be kept small.
- The measured volume around the temperature probe is not well defined. It is difficult to calculate the energy transfer from a surrounding gradient temperature field into the probe. These effects must be considered, since temperature probes are calibrated in liquid with homogeneous temperatures. There is no traceable standard for temperature rise measurements.
- The calibration depends on the assessment of the specific density, the heat capacity and the conductivity of the medium. While the specific density and heat capacity can be measured accurately with standardized procedures ($\sim 2\%$ for c ; much better for ρ), there is no standard for the measurement of the conductivity. Depending on the method and liquid, the error can well exceed $\pm 5\%$.
- Temperature rise measurements are not very sensitive and therefore are often performed at a higher power level than the E-field measurements. The nonlinearities in the system (e.g., power measurements, different components, etc.) must be considered.

Considering these problems, the possible accuracy of the calibration of E-field probes with temperature gradient measurements in a carefully designed setup is about $\pm 10\%$ (RSS) [2]. Recently, a setup which is a combination of the waveguide techniques and the thermal measurements was presented in [3]. The estimated uncertainty of the setup is $\pm 5\%$ (RSS) when the same liquid is used for the calibration and for actual measurements and $\pm 7-9\%$ (RSS) when not, which is in good agreement with the estimates given in [2].

1.11.2 Calibration with Analytical Fields

In this method a technical setup is used in which the field can be calculated analytically from measurements of other physical magnitudes (e.g., input power). This corresponds to the standard field method for probe calibration in air; however, there is no standard defined for fields in lossy liquids.

When using calculated fields in lossy liquids for probe calibration, several points must be considered in the assessment of the uncertainty:

- The setup must enable accurate determination of the incident power.
- The accuracy of the calculated field strength will depend on the assessment of the dielectric parameters of the liquid.
- Due to the small wavelength in liquids with high permittivity, even small

Unless otherwise stated the results shown in this test report refer only to the sample(s) tested and such sample(s) are retained for 90 days only.

除非另有說明，此報告結果僅對測試之樣品負責，同時此樣品僅保留90天。本報告未經本公司書面許可，不可部份複製。

This document is issued by the Company subject to its General Conditions of Service printed overleaf, available on request or accessible at www.sgs.com/terms_and_conditions.htm and, for electronic format documents, subject to Terms and Conditions for Electronic Documents at www.sgs.com/terms_e-document.htm. Attention is drawn to the limitation of liability, indemnification and jurisdiction issues defined therein. Any holder of this document is advised that information contained hereon reflects the Company's findings at the time of its intervention only and within the limits of Client's instructions, if any. The Company's sole responsibility is to its Client and this document does not exonerate parties to a transaction from exercising all their rights and obligations under the transaction documents. This document cannot be reproduced except in full, without prior written approval of the Company. Any unauthorized alteration, forgery or falsification of the content or appearance of this document is unlawful and offenders may be prosecuted to the fullest extent of the law.

setups might be above the resonant cutoff frequencies. The field distribution in the setup must be carefully checked for conformity with the theoretical field distribution.

References

1. N. Kuster, Q. Balzano, and J.C. Lin, Eds., *Mobile Communications Safety*, Chapman & Hall, London, 1997.
2. K. Meier, M. Burkhardt, T. Schmid, and N. Kuster, "Broadband calibration of E-field probes in lossy media", *IEEE Transactions on Microwave Theory and Techniques*, vol. 44, no. 10, pp. 1954-1962, Oct. 1996.
3. K. Jokela, P. Hyysalo, and L. Puranen, "Calibration of specific absorption rate (SAR) probes in waveguide at 900 MHz", *IEEE Transactions on Instrumentation and Measurements*, vol. 47, no. 2, pp. 432-438, Apr. 1998.

Unless otherwise stated the results shown in this test report refer only to the sample(s) tested and such sample(s) are retained for 90 days only.

除非另有說明，此報告結果僅對測試之樣品負責，同時此樣品僅保留90天。本報告未經本公司書面許可，不可部份複製。

This document is issued by the Company subject to its General Conditions of Service printed overleaf, available on request or accessible at www.sgs.com/terms_and_conditions.htm and, for electronic format documents, subject to Terms and Conditions for Electronic Documents at www.sgs.com/terms_e-document.htm. Attention is drawn to the limitation of liability, indemnification and jurisdiction issues defined therein. Any holder of this document is advised that information contained hereon reflects the Company's findings at the time of its intervention only and within the limits of Client's instructions, if any. The Company's sole responsibility is to its Client and this document does not exonerate parties to a transaction from exercising all their rights and obligations under the transaction documents. This document cannot be reproduced except in full, without prior written approval of the Company. Any unauthorized alteration, forgery or falsification of the content or appearance of this document is unlawful and offenders may be prosecuted to the fullest extent of the law.

SGS Taiwan Ltd.

No.134, Wu Kung Road, New Taipei Industrial Park, Wuku District, New Taipei City, Taiwan 24803/新北市五股區新北產業園區五工路134號

台灣檢驗科技股份有限公司

t (886-2) 2299-3279

f (886-2) 2298-0488

www.tw.sgs.com

Member of SGS Group

1.12 Test Standards and Limits

According to FCC 47CFR §2.1093(d) The limits to be used for evaluation are based generally on criteria published by the American National Standards Institute (ANSI) for localized specific absorption rate (“SAR”) in Section 4.2 of “IEEE Standard for Safety Levels with Respect to Human Exposure to Radio Frequency Electromagnetic Fields, 3 kHz to 300 GHz,” ANSI/IEEE C95.1, By the Institute of Electrical and Electronics Engineers, Inc., New York, New York 10017. These criteria for SAR evaluation are similar to those recommended by the National Council on Radiation Protection and Measurements (NCRP) in “Biological Effects and Exposure Criteria for Radio frequency Electromagnetic Fields,” NCRP Report No. 86, Section 17.4.5. Copyright NCRP, 1986, Bethesda, Maryland 20814. SAR is a measure of the rate of energy absorption due to exposure to an RF transmitting source. SAR values have been related to threshold levels for potential biological hazards. The criteria to be used are specified in paragraphs (d)(1) and (d)(2) of this section and shall apply for portable devices transmitting in the frequency range from 100 kHz to 6 GHz. Portable devices that transmit at frequencies above 6 GHz are to be evaluated in terms of the MPE limits specified in § 1.1310 of this chapter. Measurements and calculations to demonstrate compliance with MPE field strength or power density limits for devices operating above 6 GHz should be made at a minimum distance of 5 cm from the radiating source.

- (1) Limits for Occupational/Controlled exposure: 0.4 W/kg as averaged over the whole-body and spatial peak SAR not exceeding 8 W/kg as averaged over any 1 gram of tissue (defined as a tissue volume in the shape of a cube). Exceptions are the hands, wrists, feet and ankles where the spatial peak SAR shall not exceed 20 W/kg, as averaged over an 10 grams of tissue (defined as a tissue volume in the shape of a cube).
- (2) Occupational/Controlled limits apply when persons are exposed as a consequence of their employment provided these persons are fully aware of and exercise control over their exposure. Awareness of exposure can be accomplished by use of warning labels or by specific training or education through appropriate means, such as an RF safety program in a work environment.
- (3) Limits for General Population/Uncontrolled exposure: 0.08 W/kg as averaged over the whole-body and spatial peak SAR not exceeding 1.6 W/kg as averaged over any 1 gram of tissue (defined as a tissue volume in the shape of a cube). Exceptions are the hands, wrists, feet and ankles where the spatial peak SAR shall not exceed 4 W/kg, as averaged over any 10 grams of tissue (defined as a tissue volume in the shape of a cube). General Population/Uncontrolled limits apply when the general public may be exposed, or when persons that are exposed as a consequence of their employment may not be fully aware of the potential for exposure or do not

Unless otherwise stated the results shown in this test report refer only to the sample(s) tested and such sample(s) are retained for 90 days only.

除非另有說明，此報告結果僅對測試之樣品負責，同時此樣品僅保留90天。本報告未經本公司書面許可，不可部份複製。

This document is issued by the Company subject to its General Conditions of Service printed overleaf, available on request or accessible at www.sgs.com/terms_and_conditions.htm and, for electronic format documents, subject to Terms and Conditions for Electronic Documents at www.sgs.com/terms_e-document.htm. Attention is drawn to the limitation of liability, indemnification and jurisdiction issues defined therein. Any holder of this document is advised that information contained hereon reflects the Company's findings at the time of its intervention only and within the limits of Client's instructions, if any. The Company's sole responsibility is to its Client and this document does not exonerate parties to a transaction from exercising all their rights and obligations under the transaction documents. This document cannot be reproduced except in full, without prior written approval of the Company. Any unauthorized alteration, forgery or falsification of the content or appearance of this document is unlawful and offenders may be prosecuted to the fullest extent of the law.

SGS Taiwan Ltd.

No.134,Wu Kung Road, New Taipei Industrial Park, Wuku District, New Taipei City, Taiwan 24803/新北市五股區新北產業園區五工路 134 號

台灣檢驗科技股份有限公司

t (886-2) 2299-3279

f (886-2) 2298-0488

www.tw.sgs.com

Member of SGS Group

exercise control over their exposure. Warning labels placed on consumer devices such as cellular telephones will not be sufficient reason to allow these devices to be evaluated subject to limits for occupational/controlled exposure in paragraph (d)(1) of this section. (Table 4.)

| Human Exposure | Uncontrolled Environment General Population | Controlled Environment Occupational |
|--|--|--|
| Spatial Peak SAR (Brain) | 1.60 W/kg | 8.00 W/kg |
| Spatial Average SAR (Whole Body) | 0.08 W/kg | 0.40 W/kg |
| Spatial Peak SAR (Hands/Feet/Ankle/Wrist) | 4.00 W/kg | 20.00 W/kg |

Table 4. RF exposure limits

Notes:

1. Uncontrolled environments are defined as locations where there is potential exposure of individuals who have no knowledge or control of their potential exposure.
2. Controlled environments are defined as locations where there is potential exposure of individuals who have knowledge of their potential exposure and can exercise control over their exposure.

Unless otherwise stated the results shown in this test report refer only to the sample(s) tested and such sample(s) are retained for 90 days only.

除非另有說明，此報告結果僅對測試之樣品負責，同時此樣品僅保留90天。本報告未經本公司書面許可，不可部份複製。

This document is issued by the Company subject to its General Conditions of Service printed overleaf, available on request or accessible at www.sgs.com/terms_and_conditions.htm and, for electronic format documents, subject to Terms and Conditions for Electronic Documents at www.sgs.com/terms_e-document.htm. Attention is drawn to the limitation of liability, indemnification and jurisdiction issues defined therein. Any holder of this document is advised that information contained hereon reflects the Company's findings at the time of its intervention only and within the limits of Client's instructions, if any. The Company's sole responsibility is to its Client and this document does not exonerate parties to a transaction from exercising all their rights and obligations under the transaction documents. This document cannot be reproduced except in full, without prior written approval of the Company. Any unauthorized alteration, forgery or falsification of the content or appearance of this document is unlawful and offenders may be prosecuted to the fullest extent of the law.

SGS Taiwan Ltd.

No.134,Wu Kung Road, New Taipei Industrial Park, Wuku District, New Taipei City, Taiwan 24803/新北市五股區新北產業園區五工路 134 號

台灣檢驗科技股份有限公司

t (886-2) 2299-3279

f (886-2) 2298-0488

www.tw.sgs.com

Member of SGS Group

2. Summary of Results

WLAN Main Antenna

| Antenna | Mode | Position | Distance (mm) | CH | Freq. (MHz) | Max. Rated Avg. Power + Max. Tolerance (dBm) | Measured Avg. Power (dBm) | Scaling | Averaged SAR over 1g (W/kg) | | Plot page |
|---------|-------------------|------------|---------------|-----|-------------|--|---------------------------|---------|-----------------------------|----------|-----------|
| | | | | | | | | | Measured | Reported | |
| Main | WLAN802.11 b | Back side | 0 | 6 | 2437 | 20.50 | 20.48 | 100.46% | 0.388 | 0.390 | - |
| | | Top side | 0 | 1 | 2412 | 20.50 | 20.45 | 101.16% | 1.050 | 1.062 | 39 |
| | | Top side | 0 | 6 | 2437 | 20.50 | 20.48 | 100.46% | 0.926 | 0.930 | - |
| | | Top side | 0 | 11 | 2462 | 20.50 | 20.33 | 103.99% | 0.754 | 0.784 | - |
| | | Right side | 0 | 6 | 2437 | 20.50 | 20.48 | 100.46% | 0.104 | 0.104 | - |
| | WLAN802.11 a 5.2G | Back side | 0 | 36 | 5180 | 15.00 | 14.81 | 104.47% | 0.100 | 0.104 | - |
| | | Top side | 0 | 36 | 5180 | 15.00 | 14.81 | 104.47% | 0.465 | 0.486 | 40 |
| | | Right side | 0 | 36 | 5180 | 15.00 | 14.81 | 104.47% | 0.079 | 0.082 | - |
| | WLAN802.11 a 5.3G | Back side | 0 | 52 | 5260 | 15.00 | 14.99 | 100.23% | 0.109 | 0.109 | - |
| | | Top side | 0 | 52 | 5260 | 15.00 | 14.99 | 100.23% | 0.473 | 0.474 | 41 |
| | | Right side | 0 | 52 | 5260 | 15.00 | 14.99 | 100.23% | 0.094 | 0.094 | - |
| | WLAN802.11 a 5.6G | Back side | 0 | 140 | 5700 | 15.00 | 14.91 | 102.09% | 0.102 | 0.104 | - |
| | | Top side | 0 | 140 | 5700 | 15.00 | 14.91 | 102.09% | 0.271 | 0.277 | 42 |
| | | Right side | 0 | 140 | 5700 | 15.00 | 14.91 | 102.09% | 0.094 | 0.096 | - |
| | WLAN802.11 a 5.8G | Back side | 0 | 165 | 5825 | 15.00 | 14.99 | 100.23% | 0.105 | 0.105 | - |
| | | Top side | 0 | 165 | 5825 | 15.00 | 14.99 | 100.23% | 0.263 | 0.264 | 43 |
| | | Right side | 0 | 165 | 5825 | 15.00 | 14.99 | 100.23% | 0.107 | 0.107 | - |

Note:

$$\text{Scaling} = \frac{\text{reported SAR}}{\text{measured SAR}} = \frac{P_2(\text{mW})}{P_1(\text{mW})} = 10^{\left(\frac{P_2 - P_1}{10}\right)}(\text{dBm})$$

Reported SAR = measured SAR * (scaling)

Where P2 is maximum specified power, P1 is measured conducted power

Unless otherwise stated the results shown in this test report refer only to the sample(s) tested and such sample(s) are retained for 90 days only.

除非另有說明，此報告結果僅對測試之樣品負責，同時此樣品僅保留90天。本報告未經本公司書面許可，不可部份複製。

This document is issued by the Company subject to its General Conditions of Service printed overleaf, available on request or accessible at www.sgs.com/terms_and_conditions.htm and, for electronic format documents, subject to Terms and Conditions for Electronic Documents at www.sgs.com/terms_e-document.htm. Attention is drawn to the limitation of liability, indemnification and jurisdiction issues defined therein. Any holder of this document is advised that information contained hereon reflects the Company's findings at the time of its intervention only and within the limits of Client's instructions, if any. The Company's sole responsibility is to its Client and this document does not exonerate parties to a transaction from exercising all their rights and obligations under the transaction documents. This document cannot be reproduced except in full, without prior written approval of the Company. Any unauthorized alteration, forgery or falsification of the content or appearance of this document is unlawful and offenders may be prosecuted to the fullest extent of the law.

SGS Taiwan Ltd.

台灣檢驗科技股份有限公司

No.134, Wu Kung Road, New Taipei Industrial Park, Wuku District, New Taipei City, Taiwan 24803/新北市五股區新北產業園區五工路 134 號

t (886-2) 2299-3279

f (886-2) 2298-0488

www.tw.sgs.com

Member of SGS Group

WLAN Aux Antenna

| Antenna | Mode | Position | Distance (mm) | CH | Freq. (MHz) | Max. Rated Avg. Power + Max. Tolerance (dBm) | Measured Avg. Power (dBm) | Scaling | Averaged SAR over 1g (W/kg) | | Plot page |
|---------|-------------------|-----------|---------------|-----|-------------|--|---------------------------|---------|-----------------------------|----------|-----------|
| | | | | | | | | | Measured | Reported | |
| Aux | WLAN802.11 b | Back side | 0 | 1 | 2412 | 20.50 | 20.49 | 100.23% | 0.259 | 0.260 | - |
| | | Top side | 0 | 1 | 2412 | 20.50 | 20.49 | 100.23% | 0.769 | 0.771 | 44 |
| | | Left side | 0 | 1 | 2412 | 20.50 | 20.49 | 100.23% | 0.175 | 0.175 | - |
| | WLAN802.11 a 5.2G | Back side | 0 | 36 | 5180 | 15.00 | 14.99 | 100.23% | 0.191 | 0.191 | - |
| | | Top side | 0 | 36 | 5180 | 15.00 | 14.99 | 100.23% | 0.381 | 0.382 | 45 |
| | | Left side | 0 | 36 | 5180 | 15.00 | 14.99 | 100.23% | 0.099 | 0.099 | - |
| | WLAN802.11 a 5.3G | Back side | 0 | 52 | 5260 | 15.00 | 14.99 | 100.23% | 0.188 | 0.188 | - |
| | | Top side | 0 | 52 | 5260 | 15.00 | 14.99 | 100.23% | 0.509 | 0.510 | 46 |
| | | Left side | 0 | 52 | 5260 | 15.00 | 14.99 | 100.23% | 0.139 | 0.139 | - |
| | WLAN802.11 a 5.6G | Back side | 0 | 140 | 5700 | 15.00 | 14.99 | 100.23% | 0.175 | 0.175 | - |
| | | Top side | 0 | 100 | 5500 | 15.00 | 14.96 | 100.93% | 0.817 | 0.825 | 47 |
| | | Top side | 0 | 116 | 5580 | 15.00 | 14.57 | 110.41% | 0.717 | 0.792 | - |
| | | Top side | 0 | 140 | 5700 | 15.00 | 14.99 | 100.23% | 0.646 | 0.647 | - |
| | | Left side | 0 | 140 | 5700 | 15.00 | 14.99 | 100.23% | 0.087 | 0.087 | - |
| | WLAN802.11 a 5.8G | Back side | 0 | 165 | 5825 | 15.00 | 14.85 | 103.51% | 0.180 | 0.186 | - |
| | | Top side | 0 | 165 | 5825 | 15.00 | 14.85 | 103.51% | 0.417 | 0.432 | 48 |
| | | Left side | 0 | 165 | 5825 | 15.00 | 14.85 | 103.51% | 0.091 | 0.094 | - |

Note:

$$\text{Scaling} = \frac{\text{reported SAR}}{\text{measured SAR}} = \frac{P_2(\text{mW})}{P_1(\text{mW})} = 10^{\left(\frac{P_2 - P_1}{10}\right)} (\text{dBm})$$

Reported SAR = measured SAR * (scaling)

Where P2 is maximum specified power, P1 is measured conducted power

Unless otherwise stated the results shown in this test report refer only to the sample(s) tested and such sample(s) are retained for 90 days only.

除非另有說明，此報告結果僅對測試之樣品負責，同時此樣品僅保留90天。本報告未經本公司書面許可，不可部份複製。

This document is issued by the Company subject to its General Conditions of Service printed overleaf, available on request or accessible at www.sgs.com/terms_and_conditions.htm and, for electronic format documents, subject to Terms and Conditions for Electronic Documents at www.sgs.com/terms_e-document.htm. Attention is drawn to the limitation of liability, indemnification and jurisdiction issues defined therein. Any holder of this document is advised that information contained hereon reflects the Company's findings at the time of its intervention only and within the limits of Client's instructions, if any. The Company's sole responsibility is to its Client and this document does not exonerate parties to a transaction from exercising all their rights and obligations under the transaction documents. This document cannot be reproduced except in full, without prior written approval of the Company. Any unauthorized alteration, forgery or falsification of the content or appearance of this document is unlawful and offenders may be prosecuted to the fullest extent of the law.

SGS Taiwan Ltd.

台灣檢驗科技股份有限公司

No.134,Wu Kung Road, New Taipei Industrial Park, Wuku District, New Taipei City, Taiwan 24803/新北市五股區新北產業園區五工路 134 號

t (886-2) 2299-3279

f (886-2) 2298-0488

www.tw.sgs.com

Member of SGS Group

3. Simultaneous Transmission Analysis

Simultaneous Transmission Scenarios:

| Simultaneous Transmit Configurations | Body |
|--------------------------------------|------|
| 2.4GHz WLAN MIMO | Yes |
| 5GHz WLAN MIMO | Yes |
| BT + 2.4GHz WLAN Main | Yes |
| BT + 5GHz WLAN Main | Yes |

Note:

1. Bluetooth and WLAN Aux share the same antenna path, and BT can transmit with WLAN Main simultaneously.
2. For 2.4/5GHz WLAN Main and Aux antennas, the maximum output power of each antenna during simultaneous transmission is the same with that used in standalone transmission, and we used the sum of 1-g SAR provision in KDB447498D01 to exclude the simultaneous transmitted SAR measurement.

Unless otherwise stated the results shown in this test report refer only to the sample(s) tested and such sample(s) are retained for 90 days only.

除非另有說明，此報告結果僅對測試之樣品負責，同時此樣品僅保留90天。本報告未經本公司書面許可，不可部份複製。

This document is issued by the Company subject to its General Conditions of Service printed overleaf, available on request or accessible at www.sgs.com/terms_and_conditions.htm and, for electronic format documents, subject to Terms and Conditions for Electronic Documents at www.sgs.com/terms_e-document.htm. Attention is drawn to the limitation of liability, indemnification and jurisdiction issues defined therein. Any holder of this document is advised that information contained hereon reflects the Company's findings at the time of its intervention only and within the limits of Client's instructions, if any. The Company's sole responsibility is to its Client and this document does not exonerate parties to a transaction from exercising all their rights and obligations under the transaction documents. This document cannot be reproduced except in full, without prior written approval of the Company. Any unauthorized alteration, forgery or falsification of the content or appearance of this document is unlawful and offenders may be prosecuted to the fullest extent of the law.

SGS Taiwan Ltd.

No.134,Wu Kung Road, New Taipei Industrial Park, Wuku District, New Taipei City, Taiwan 24803/新北市五股區新北產業園區五工路 134 號

台灣檢驗科技股份有限公司

t (886-2) 2299-3279

f (886-2) 2298-0488

www.tw.sgs.com

Member of SGS Group

3.1 Estimated SAR calculation

According to KDB447498 D01v06 – When standalone SAR test exclusion applies to an antenna that transmits simultaneously with other antennas, the standalone SAR must be estimated according to following to determine simultaneous transmission SAR test exclusion:

$$\text{Estimated SAR} = \frac{\text{Max. tune up power (mW)}}{\text{Min. test separation distance(mm)}} \times \frac{\sqrt{f(\text{GHz})}}{7.5}$$

If the minimum test separation distance is < 5mm, a distance of 5mm is used for estimated SAR calculation. When the test separation distance is >50mm, the 0.4W/kg is used for SAR-1g.

| Mode | Position | Estimated 1g-SAR (W/Kg) |
|------|----------|-------------------------|
| BT | Back/top | 0.21 |
| BT | Left | 0.40 |

3.1 SPLSR evaluation and analysis

Per KDB447498D01, when the sum of SAR is larger than the limit, SAR test exclusion is determined by the SAR sum to peak location separation ratio(SPLSR).

The simultaneous transmitting antennas in each operating mode and exposure condition combination must be considered one pair at a time to determine the SAR to peak location separation ratio to qualify for test exclusion.

The ratio is determined by $(\text{SAR1} + \text{SAR2})^{1.5}/R_i$, rounded to two decimal digits, and must be ≤ 0.04 for all antenna pairs in the configuration to qualify for 1-g SAR test exclusion.

SAR1 and SAR2 are the highest reported or estimated SAR for each antenna in the pair, and R_i is the separation distance between the peak SAR locations for the antenna pair in mm.

When standalone test exclusion applies, SAR is estimated; the peak location is assumed to be at the feed-point or geometric center of the antenna.

Unless otherwise stated the results shown in this test report refer only to the sample(s) tested and such sample(s) are retained for 90 days only.

除非另有說明，此報告結果僅對測試之樣品負責，同時此樣品僅保留90天。本報告未經本公司書面許可，不可部份複製。

This document is issued by the Company subject to its General Conditions of Service printed overleaf, available on request or accessible at www.sgs.com/terms_and_conditions.htm and, for electronic format documents, subject to Terms and Conditions for Electronic Documents at www.sgs.com/terms_e-document.htm. Attention is drawn to the limitation of liability, indemnification and jurisdiction issues defined therein. Any holder of this document is advised that information contained hereon reflects the Company's findings at the time of its intervention only and within the limits of Client's instructions, if any. The Company's sole responsibility is to its Client and this document does not exonerate parties to a transaction from exercising all their rights and obligations under the transaction documents. This document cannot be reproduced except in full, without prior written approval of the Company. Any unauthorized alteration, forgery or falsification of the content or appearance of this document is unlawful and offenders may be prosecuted to the fullest extent of the law.

SGS Taiwan Ltd.

No.134,Wu Kung Road, New Taipei Industrial Park, Wuku District, New Taipei City, Taiwan 24803/新北市五股區新北產業園區五工路 134 號

台灣檢驗科技股份有限公司

t (886-2) 2299-3279

f (886-2) 2298-0488

www.tw.sgs.com

Member of SGS Group

2.4 GHz WLAN MIMO

| No. | Conditions | Position | Max. WLAN Main | Max. WLAN Aux | SAR Sum | SPLSR |
|-----|------------------------------|------------|----------------|---------------|--------------|--|
| 1 | 2.4 GHz WLAN Main + WLAN Aux | Back side | 0.390 | 0.260 | 0.650 | $\Sigma\text{SAR} < 1.6$, Not required |
| | | Top side | 1.062 | 0.771 | 1.833 | Analyzed as below |
| | | Right side | 0.104 | - | - | $\Sigma\text{SAR} < 1.6$, Not required |
| | | Left side | - | 0.175 | - | $\Sigma\text{SAR} < 1.6$, Not required |

WLAN MIMO

| Conditions | Position | SAR Value (W/kg) | Coordinates (cm) | | | ΣSAR (W/kg) | Peak Location Separation Distance (mm) | SPLSR | Simultaneous Transmission SAR Test |
|------------|----------|------------------|------------------|--------|--------|---------------------------|--|-------|------------------------------------|
| | | | x | y | z | | | | |
| WLAN Main | Top side | 1.062 | -0.62 | 7.62 | -0.283 | 1.833 | 179.01 | 0.014 | SPLSR < 0.04, Not required |
| WLAN Aux | | 0.771 | -0.52 | -10.28 | -0.263 | | | | |



Unless otherwise stated the results shown in this test report refer only to the sample(s) tested and such sample(s) are retained for 90 days only.

除非另有說明，此報告結果僅對測試之樣品負責，同時此樣品僅保留90天。本報告未經本公司書面許可，不可部份複製。

This document is issued by the Company subject to its General Conditions of Service printed overleaf, available on request or accessible at www.sgs.com/terms_and_conditions.htm and, for electronic format documents, subject to Terms and Conditions for Electronic Documents at www.sgs.com/terms_e-document.htm. Attention is drawn to the limitation of liability, indemnification and jurisdiction issues defined therein. Any holder of this document is advised that information contained hereon reflects the Company's findings at the time of its intervention only and within the limits of Client's instructions, if any. The Company's sole responsibility is to its Client and this document does not exonerate parties to a transaction from exercising all their rights and obligations under the transaction documents. This document cannot be reproduced except in full, without prior written approval of the Company. Any unauthorized alteration, forgery or falsification of the content or appearance of this document is unlawful and offenders may be prosecuted to the fullest extent of the law.

SGS Taiwan Ltd.

No.134, Wu Kung Road, New Taipei Industrial Park, Wuku District, New Taipei City, Taiwan 24803/新北市五股區新北產業園區五工路 134 號

台灣檢驗科技股份有限公司

t (886-2) 2299-3279

f (886-2) 2298-0488

www.tw.sgs.com

Member of SGS Group

5 GHz WLAN MIMO

| No. | Conditions | Position | Max. WLAN Main | Max. WLAN Aux | SAR Sum | SPLSR |
|-----|----------------------------|------------|----------------|---------------|---------|--------------------------------|
| 2 | 5 GHz WLAN Main + WLAN Aux | Back side | 0.109 | 0.191 | 0.300 | Σ SAR<1.6, Not required |
| | | Top side | 0.486 | 0.825 | 1.311 | Σ SAR<1.6, Not required |
| | | Right side | 0.107 | - | - | Σ SAR<1.6, Not required |
| | | Left side | - | 0.139 | - | Σ SAR<1.6, Not required |

BT+ 2.4GHz WLAN Main

| No. | Conditions | Position | Max. WLAN Main | BT | SAR Sum | SPLSR |
|-----|------------------------|------------|----------------|-------|---------|--------------------------------|
| 3 | 2.4 GHz WLAN Main + BT | Back side | 0.390 | 0.210 | 0.600 | Σ SAR<1.6, Not required |
| | | Top side | 1.062 | 0.210 | 1.272 | Σ SAR<1.6, Not required |
| | | Right side | 0.104 | - | - | Σ SAR<1.6, Not required |
| | | Left side | - | 0.400 | - | Σ SAR<1.6, Not required |

BT+ 5GHz WLAN Main

| No. | Conditions | Position | Max. WLAN Main | BT | SAR Sum | SPLSR |
|-----|----------------------|------------|----------------|-------|---------|--------------------------------|
| 4 | 5 GHz WLAN Main + BT | Back side | 0.109 | 0.210 | 0.319 | Σ SAR<1.6, Not required |
| | | Top side | 0.486 | 0.210 | 0.696 | Σ SAR<1.6, Not required |
| | | Right side | 0.107 | - | - | Σ SAR<1.6, Not required |
| | | Left side | - | 0.400 | - | Σ SAR<1.6, Not required |

Unless otherwise stated the results shown in this test report refer only to the sample(s) tested and such sample(s) are retained for 90 days only.

除非另有說明，此報告結果僅對測試之樣品負責，同時此樣品僅保留90天。本報告未經本公司書面許可，不可部份複製。

This document is issued by the Company subject to its General Conditions of Service printed overleaf, available on request or accessible at www.sgs.com/terms_and_conditions.htm and, for electronic format documents, subject to Terms and Conditions for Electronic Documents at www.sgs.com/terms_e-document.htm. Attention is drawn to the limitation of liability, indemnification and jurisdiction issues defined therein. Any holder of this document is advised that information contained hereon reflects the Company's findings at the time of its intervention only and within the limits of Client's instructions, if any. The Company's sole responsibility is to its Client and this document does not exonerate parties to a transaction from exercising all their rights and obligations under the transaction documents. This document cannot be reproduced except in full, without prior written approval of the Company. Any unauthorized alteration, forgery or falsification of the content or appearance of this document is unlawful and offenders may be prosecuted to the fullest extent of the law.

SGS Taiwan Ltd.

No.134, Wu Kung Road, New Taipei Industrial Park, Wuku District, New Taipei City, Taiwan 24803/新北市五股區新北產業園區五工路 134 號

台灣檢驗科技股份有限公司

t (886-2) 2299-3279

f (886-2) 2298-0488

www.tw.sgs.com

Member of SGS Group

4. Instruments List

| Manufacturer | Device | Type | Serial number | Date of last calibration | Date of next calibration |
|--------------|------------------------------|-----------------|---------------|--------------------------|--------------------------|
| SPEAG | Dosimetric E-Field Probe | EX3DV4 | 7466 | Jul.04,2017 | Jul.03,2018 |
| SPEAG | System Validation Dipole | D2450V2 | 727 | Apr.21,2017 | Apr.20,2018 |
| | | D5GHzV2 | 1023 | Jan.20,2017 | Jan.19,2018 |
| SPEAG | Data acquisition Electronics | DAE4 | 547 | Mar.22,2017 | Mar.21,2018 |
| SPEAG | Software | DASY 52 V52.8.8 | N/A | Calibration not required | Calibration not required |
| SPEAG | Phantom | ELI | N/A | Calibration not required | Calibration not required |
| Agilent | Network Analyzer | E5071C | MY46107530 | Jan.20,2017 | Jan.19,2018 |
| Agilent | Dielectric Probe Kit | 85070E | MY44300677 | Calibration not required | Calibration not required |
| Agilent | Dual-directional coupler | 772D | MY52180142 | Apr.13,2017 | Apr.12,2018 |
| | | 778D | MY52180302 | Apr.13,2017 | Apr.12,2018 |
| Agilent | RF Signal Generator | N5181A | MY50144143 | Mar.01,2017 | Feb.28,2018 |
| Agilent | Power Meter | E4417A | MY51410006 | Jan.20,2017 | Jan.19,2018 |
| Agilent | Power Sensor | E9301H | MY51470001 | Jan.20,2017 | Jan.19,2018 |
| | | | MY51470002 | Jan.20,2017 | Jan.19,2018 |
| TECPEL | Digital thermometer | DTM-303A | TP130077 | Mar.17,2017 | Mar.16,2018 |

Unless otherwise stated the results shown in this test report refer only to the sample(s) tested and such sample(s) are retained for 90 days only.

除非另有說明，此報告結果僅對測試之樣品負責，同時此樣品僅保留90天。本報告未經本公司書面許可，不可部份複製。

This document is issued by the Company subject to its General Conditions of Service printed overleaf, available on request or accessible at www.sgs.com/terms_and_conditions.htm and, for electronic format documents, subject to Terms and Conditions for Electronic Documents at www.sgs.com/terms_e-document.htm. Attention is drawn to the limitation of liability, indemnification and jurisdiction issues defined therein. Any holder of this document is advised that information contained hereon reflects the Company's findings at the time of its intervention only and within the limits of Client's instructions, if any. The Company's sole responsibility is to its Client and this document does not exonerate parties to a transaction from exercising all their rights and obligations under the transaction documents. This document cannot be reproduced except in full, without prior written approval of the Company. Any unauthorized alteration, forgery or falsification of the content or appearance of this document is unlawful and offenders may be prosecuted to the fullest extent of the law.

SGS Taiwan Ltd.

No.134,Wu Kung Road, New Taipei Industrial Park, Wuku District, New Taipei City, Taiwan 24803/新北市五股區新北產業園區五工路 134 號

台灣檢驗科技股份有限公司

t (886-2) 2299-3279

f (886-2) 2298-0488

www.tw.sgs.com

Member of SGS Group

5. Measurements

Date: 2017/11/9

WLAN 802.11b_Body_Top side_CH 1_0mm_Main

Communication System: WLAN(2.45G); Frequency: 2412 MHz; Duty Cycle: 1:1
Medium parameters used: $f = 2412$ MHz; $\sigma = 1.938$ S/m; $\epsilon_r = 50.825$; $\rho = 1000$ kg/m³
Phantom section: Flat Section
Ambient temperature: 22.1°C; Liquid temperature: 21.7°C

DASY5 Configuration:

- Probe: EX3DV4 - SN7466; ConvF(7.94, 7.94, 7.94); Calibrated: 2017/7/4;
- Sensor-Surface: 2mm (Mechanical Surface Detection)
- Electronics: DAE4 Sn547; Calibrated: 2017/3/22
- Phantom: Body
- DASY52 52.8.8(1258); SEMCAD X 14.6.10(7373)

Configuration/Body/Area Scan (71x131x1): Interpolated grid: dx=12 mm, dy=12 mm

Maximum value of SAR (interpolated) = 1.91 W/kg

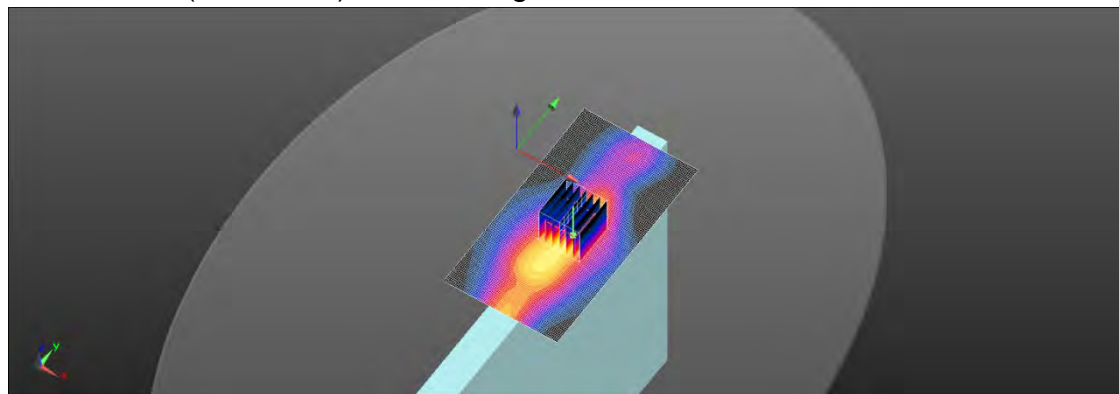
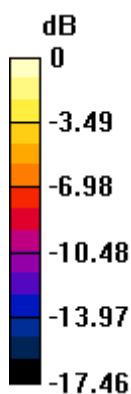
Configuration/Body/Zoom Scan (7x7x7)/Cube 0: Measurement grid: dx=5mm, dy=5mm, dz=5mm

Reference Value = 13.41 V/m; Power Drift = -0.07 dB

Peak SAR (extrapolated) = 3.05 W/kg

SAR(1 g) = 1.05 W/kg; SAR(10 g) = 0.427 W/kg

Maximum value of SAR (measured) = 1.97 W/kg



0 dB = 1.97 W/kg = 2.95 dBW/kg

Unless otherwise stated the results shown in this test report refer only to the sample(s) tested and such sample(s) are retained for 90 days only.

除非另有說明，此報告結果僅對測試之樣品負責，同時此樣品僅保留90天。本報告未經本公司書面許可，不可部份複製。

This document is issued by the Company subject to its General Conditions of Service printed overleaf, available on request or accessible at www.sgs.com/terms_and_conditions.htm and, for electronic format documents, subject to Terms and Conditions for Electronic Documents at www.sgs.com/terms_e-document.htm. Attention is drawn to the limitation of liability, indemnification and jurisdiction issues defined therein. Any holder of this document is advised that information contained hereon reflects the Company's findings at the time of its intervention only and within the limits of Client's instructions, if any. The Company's sole responsibility is to its Client and this document does not exonerate parties to a transaction from exercising all their rights and obligations under the transaction documents. This document cannot be reproduced except in full, without prior written approval of the Company. Any unauthorized alteration, forgery or falsification of the content or appearance of this document is unlawful and offenders may be prosecuted to the fullest extent of the law.

SGS Taiwan Ltd.

台灣檢驗科技股份有限公司

No.134,Wu Kung Road, New Taipei Industrial Park, Wuku District, New Taipei City, Taiwan 24803/新北市五股區新北產業園區五工路 134 號

t (886-2) 2299-3279

f (886-2) 2298-0488

www.tw.sgs.com

Member of SGS Group

Date: 2017/11/11

WLAN 802.11a 5.2G Body_Top side_CH 36_0mm_Main

Communication System: WLAN(5G); Frequency: 5180 MHz; Duty Cycle: 1:1

Medium parameters used: $f = 5180 \text{ MHz}$; $\sigma = 5.209 \text{ S/m}$; $\epsilon_r = 50.401$; $\rho = 1000 \text{ kg/m}^3$

Phantom section: Flat Section

Ambient temperature: 22.3°C; Liquid temperature: 21.6°C

DASY5 Configuration:

- Probe: EX3DV4 - SN7466; ConvF(5.2, 5.2, 5.2); Calibrated: 2017/7/4;
- Sensor-Surface: 2mm (Mechanical Surface Detection)
- Electronics: DAE4 Sn547; Calibrated: 2017/3/22
- Phantom: Body
- DASY52 52.8.8(1258); SEMCAD X 14.6.10(7373)

Configuration/Body/Area Scan (81x131x1): Interpolated grid: $dx=10 \text{ mm}$, $dy=10 \text{ mm}$

Maximum value of SAR (interpolated) = 0.800 W/kg


Configuration/Body/Zoom Scan (7x7x12)/Cube 0: Measurement grid: $dx=4\text{mm}$, $dy=4\text{mm}$, $dz=2\text{mm}$

Reference Value = 4.197 V/m; Power Drift = 0.14 dB

Peak SAR (extrapolated) = 1.93 W/kg

SAR(1 g) = 0.465 W/kg; SAR(10 g) = 0.176 W/kg

Maximum value of SAR (measured) = 0.906 W/kg



0 dB = 0.906 W/kg = -0.43 dBW/kg

Unless otherwise stated the results shown in this test report refer only to the sample(s) tested and such sample(s) are retained for 90 days only.

除非另有說明，此報告結果僅對測試之樣品負責，同時此樣品僅保留90天。本報告未經本公司書面許可，不可部份複製。

This document is issued by the Company subject to its General Conditions of Service printed overleaf, available on request or accessible at www.sgs.com/terms_and_conditions.htm and, for electronic format documents, subject to Terms and Conditions for Electronic Documents at www.sgs.com/terms_e-document.htm. Attention is drawn to the limitation of liability, indemnification and jurisdiction issues defined therein. Any holder of this document is advised that information contained hereon reflects the Company's findings at the time of its intervention only and within the limits of Client's instructions, if any. The Company's sole responsibility is to its Client and this document does not exonerate parties to a transaction from exercising all their rights and obligations under the transaction documents. This document cannot be reproduced except in full, without prior written approval of the Company. Any unauthorized alteration, forgery or falsification of the content or appearance of this document is unlawful and offenders may be prosecuted to the fullest extent of the law.

SGS Taiwan Ltd.

No.134,Wu Kung Road, New Taipei Industrial Park, Wuku District, New Taipei City, Taiwan 24803/新北市五股區新北產業園區五工路 134 號

台灣檢驗科技股份有限公司

t (886-2) 2299-3279

f (886-2) 2298-0488

www.tw.sgs.com

Member of SGS Group

Date: 2017/11/11

WLAN 802.11a 5.3G Body_Top side_CH 52_0mm_Main

Communication System: WLAN(5G); Frequency: 5260 MHz; Duty Cycle: 1:1

Medium parameters used: $f = 5260$ MHz; $\sigma = 5.266$ S/m; $\epsilon_r = 48.918$; $\rho = 1000$ kg/m³

Phantom section: Flat Section

Ambient temperature: 22.3°C; Liquid temperature: 21.6°C

DASY5 Configuration:

- Probe: EX3DV4 - SN7466; ConvF(5.1, 5.1, 5.1); Calibrated: 2017/7/4;
- Sensor-Surface: 2mm (Mechanical Surface Detection)
- Electronics: DAE4 Sn547; Calibrated: 2017/3/22
- Phantom: Body
- DASY52 52.8.8(1258); SEMCAD X 14.6.10(7373)

Configuration/Body/Area Scan (81x131x1): Interpolated grid: dx=10 mm, dy=10 mm

Maximum value of SAR (interpolated) = 0.798 W/kg

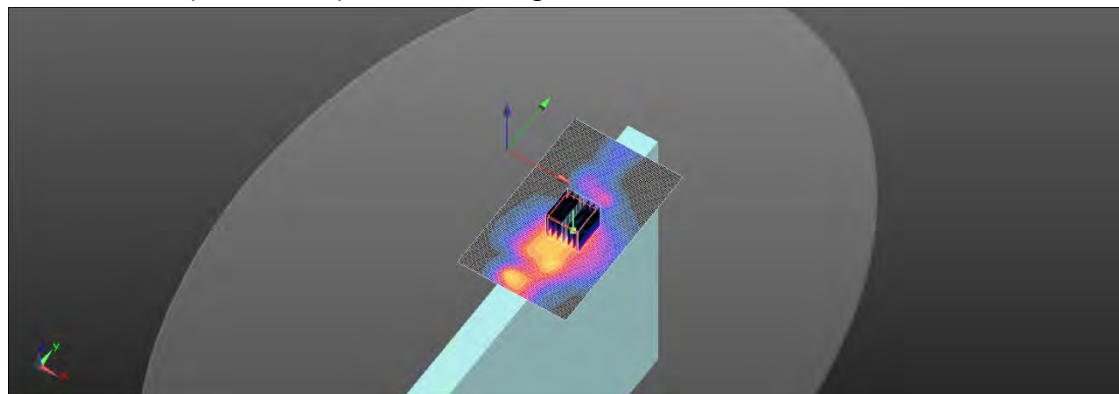
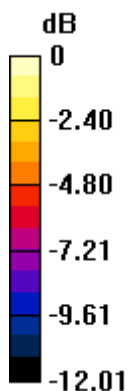
Configuration/Body/Zoom Scan (7x7x12)/Cube 0: Measurement grid: dx=4mm, dy=4mm, dz=2mm

Reference Value = 4.748 V/m; Power Drift = 0.13 dB

Peak SAR (extrapolated) = 1.92 W/kg

SAR(1 g) = 0.473 W/kg; SAR(10 g) = 0.182 W/kg

Maximum value of SAR (measured) = 0.912 W/kg



0 dB = 0.912 W/kg = -0.40 dBW/kg

Unless otherwise stated the results shown in this test report refer only to the sample(s) tested and such sample(s) are retained for 90 days only.

除非另有說明，此報告結果僅對測試之樣品負責，同時此樣品僅保留90天。本報告未經本公司書面許可，不可部份複製。

This document is issued by the Company subject to its General Conditions of Service printed overleaf, available on request or accessible at www.sgs.com/terms_and_conditions.htm and, for electronic format documents, subject to Terms and Conditions for Electronic Documents at www.sgs.com/terms_e-document.htm. Attention is drawn to the limitation of liability, indemnification and jurisdiction issues defined therein. Any holder of this document is advised that information contained hereon reflects the Company's findings at the time of its intervention only and within the limits of Client's instructions, if any. The Company's sole responsibility is to its Client and this document does not exonerate parties to a transaction from exercising all their rights and obligations under the transaction documents. This document cannot be reproduced except in full, without prior written approval of the Company. Any unauthorized alteration, forgery or falsification of the content or appearance of this document is unlawful and offenders may be prosecuted to the fullest extent of the law.

SGS Taiwan Ltd.

No.134,Wu Kung Road, New Taipei Industrial Park, Wuku District, New Taipei City, Taiwan 24803/新北市五股區新北產業園區五工路 134 號

台灣檢驗科技股份有限公司

t (886-2) 2299-3279

f (886-2) 2298-0488

www.tw.sgs.com

Member of SGS Group

Date: 2017/11/13

WLAN 802.11a 5.6G Body_Top side_CH 140_0mm_Main

Communication System: WLAN(5G); Frequency: 5700 MHz; Duty Cycle: 1:1

Medium parameters used: $f = 5700 \text{ MHz}$; $\sigma = 5.718 \text{ S/m}$; $\epsilon_r = 47.81$; $\rho = 1000 \text{ kg/m}^3$

Phantom section: Flat Section

Ambient temperature: 22.2°C; Liquid temperature: 21.8°C

DASY5 Configuration:

- Probe: EX3DV4 - SN7466; ConvF(4.27, 4.27, 4.27); Calibrated: 2017/7/4;
- Sensor-Surface: 2mm (Mechanical Surface Detection)
- Electronics: DAE4 Sn547; Calibrated: 2017/3/22
- Phantom: Body
- DASY52 52.8.8(1258); SEMCAD X 14.6.10(7373)

Configuration/Body/Area Scan (81x131x1): Interpolated grid: dx=10 mm, dy=10 mm

Maximum value of SAR (interpolated) = 0.456 W/kg


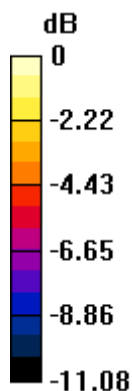
Configuration/Body/Zoom Scan (7x7x12)/Cube 0: Measurement grid: dx=4mm, dy=4mm, dz=2mm

Reference Value = 4.816 V/m; Power Drift = -0.18 dB

Peak SAR (extrapolated) = 1.09 W/kg

SAR(1 g) = 0.271 W/kg; SAR(10 g) = 0.129 W/kg

Maximum value of SAR (measured) = 0.484 W/kg



0 dB = 0.484 W/kg = -3.15 dBW/kg

Unless otherwise stated the results shown in this test report refer only to the sample(s) tested and such sample(s) are retained for 90 days only.

除非另有說明，此報告結果僅對測試之樣品負責，同時此樣品僅保留90天。本報告未經本公司書面許可，不可部份複製。

This document is issued by the Company subject to its General Conditions of Service printed overleaf, available on request or accessible at www.sgs.com/terms_and_conditions.htm and, for electronic format documents, subject to Terms and Conditions for Electronic Documents at www.sgs.com/terms_e-document.htm. Attention is drawn to the limitation of liability, indemnification and jurisdiction issues defined therein. Any holder of this document is advised that information contained hereon reflects the Company's findings at the time of its intervention only and within the limits of Client's instructions, if any. The Company's sole responsibility is to its Client and this document does not exonerate parties to a transaction from exercising all their rights and obligations under the transaction documents. This document cannot be reproduced except in full, without prior written approval of the Company. Any unauthorized alteration, forgery or falsification of the content or appearance of this document is unlawful and offenders may be prosecuted to the fullest extent of the law.

SGS Taiwan Ltd.

No.134,Wu Kung Road, New Taipei Industrial Park, Wuku District, New Taipei City, Taiwan 24803/新北市五股區新北產業園區五工路 134 號

台灣檢驗科技股份有限公司

t (886-2) 2299-3279

f (886-2) 2298-0488

www.tw.sgs.com

Member of SGS Group

Date: 2017/11/13

WLAN 802.11a 5.8G Body_Top side_CH 165_0mm_Main

Communication System: WLAN(5G); Frequency: 5825 MHz; Duty Cycle: 1:1

Medium parameters used: $f = 5825$ MHz; $\sigma = 5.963$ S/m; $\epsilon_r = 47.748$; $\rho = 1000$ kg/m³

Phantom section: Flat Section

Ambient temperature: 22.2°C; Liquid temperature: 21.8°C

DASY5 Configuration:

- Probe: EX3DV4 - SN7466; ConvF(4.48, 4.48, 4.48); Calibrated: 2017/7/4;
- Sensor-Surface: 2mm (Mechanical Surface Detection)
- Electronics: DAE4 Sn547; Calibrated: 2017/3/22
- Phantom: Body
- DASY52 52.8.8(1258); SEMCAD X 14.6.10(7373)

Configuration/Body/Area Scan (81x131x1): Interpolated grid: dx=10 mm, dy=10 mm

Maximum value of SAR (interpolated) = 0.400 W/kg

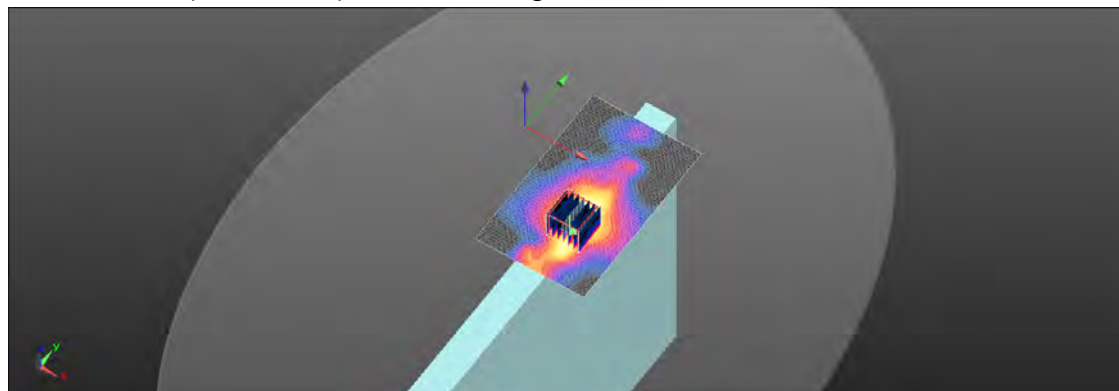
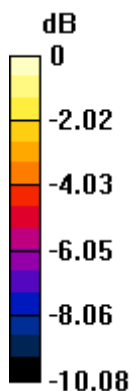
Configuration/Body/Zoom Scan (7x7x12)/Cube 0: Measurement grid: dx=4mm, dy=4mm, dz=2mm

Reference Value = 4.269 V/m; Power Drift = 0.16 dB

Peak SAR (extrapolated) = 1.01 W/kg

SAR(1 g) = 0.263 W/kg; SAR(10 g) = 0.129 W/kg

Maximum value of SAR (measured) = 0.480 W/kg



0 dB = 0.480 W/kg = -3.19 dBW/kg

Unless otherwise stated the results shown in this test report refer only to the sample(s) tested and such sample(s) are retained for 90 days only.

除非另有說明，此報告結果僅對測試之樣品負責，同時此樣品僅保留90天。本報告未經本公司書面許可，不可部份複製。

This document is issued by the Company subject to its General Conditions of Service printed overleaf, available on request or accessible at www.sgs.com/terms_and_conditions.htm and, for electronic format documents, subject to Terms and Conditions for Electronic Documents at www.sgs.com/terms_e-document.htm. Attention is drawn to the limitation of liability, indemnification and jurisdiction issues defined therein. Any holder of this document is advised that information contained hereon reflects the Company's findings at the time of its intervention only and within the limits of Client's instructions, if any. The Company's sole responsibility is to its Client and this document does not exonerate parties to a transaction from exercising all their rights and obligations under the transaction documents. This document cannot be reproduced except in full, without prior written approval of the Company. Any unauthorized alteration, forgery or falsification of the content or appearance of this document is unlawful and offenders may be prosecuted to the fullest extent of the law.

SGS Taiwan Ltd.

No.134,Wu Kung Road, New Taipei Industrial Park, Wuku District, New Taipei City, Taiwan 24803/新北市五股區新北產業園區五工路 134 號

台灣檢驗科技股份有限公司

t (886-2) 2299-3279

f (886-2) 2298-0488

www.tw.sgs.com

Member of SGS Group

Date: 2017/11/9

WLAN 802.11b_Body_Top side_CH 1_0mm_Aux

Communication System: WLAN(2.45G); Frequency: 2412 MHz; Duty Cycle: 1:1
Medium parameters used: $f = 2412$ MHz; $\sigma = 1.938$ S/m; $\epsilon_r = 50.825$; $\rho = 1000$ kg/m³
Phantom section: Flat Section
Ambient temperature: 22.1°C; Liquid temperature: 21.7°C

DASY5 Configuration:

- Probe: EX3DV4 - SN7466; ConvF(7.94, 7.94, 7.94); Calibrated: 2017/7/4;
- Sensor-Surface: 2mm (Mechanical Surface Detection)
- Electronics: DAE4 Sn547; Calibrated: 2017/3/22
- Phantom: Body
- DASY52 52.8.8(1258); SEMCAD X 14.6.10(7373)

Configuration/Body/Area Scan (71x131x1): Interpolated grid: dx=12 mm, dy=12 mm

Maximum value of SAR (interpolated) = 1.28 W/kg

Configuration/Body/Zoom Scan (7x7x7)/Cube 0: Measurement grid: dx=5mm, dy=5mm, dz=5mm

Reference Value = 4.868 V/m; Power Drift = 0.15 dB

Peak SAR (extrapolated) = 2.14 W/kg

SAR(1 g) = 0.769 W/kg; SAR(10 g) = 0.294 W/kg

Maximum value of SAR (measured) = 1.38 W/kg

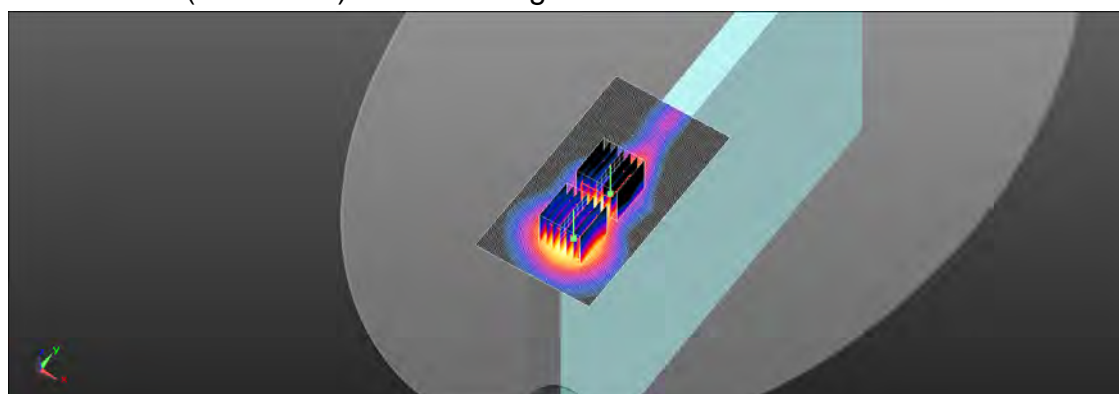
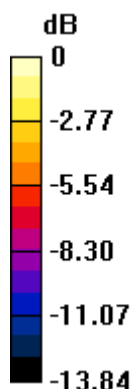
Configuration/Body/Zoom Scan (7x7x7)/Cube 1: Measurement grid: dx=5mm, dy=5mm, dz=5mm

Reference Value = 4.868 V/m; Power Drift = 0.15 dB

Peak SAR (extrapolated) = 1.21 W/kg

SAR(1 g) = 0.685 W/kg; SAR(10 g) = 0.377 W/kg

Maximum value of SAR (measured) = 0.948 W/kg



0 dB = 0.948 W/kg = -0.23 dBW/kg

Unless otherwise stated the results shown in this test report refer only to the sample(s) tested and such sample(s) are retained for 90 days only.

除非另有說明，此報告結果僅對測試之樣品負責，同時此樣品僅保留90天。本報告未經本公司書面許可，不可部份複製。

This document is issued by the Company subject to its General Conditions of Service printed overleaf, available on request or accessible at www.sgs.com/terms_and_conditions.htm and, for electronic format documents, subject to Terms and Conditions for Electronic Documents at www.sgs.com/terms_e-document.htm. Attention is drawn to the limitation of liability, indemnification and jurisdiction issues defined therein. Any holder of this document is advised that information contained hereon reflects the Company's findings at the time of its intervention only and within the limits of Client's instructions, if any. The Company's sole responsibility is to its Client and this document does not exonerate parties to a transaction from exercising all their rights and obligations under the transaction documents. This document cannot be reproduced except in full, without prior written approval of the Company. Any unauthorized alteration, forgery or falsification of the content or appearance of this document is unlawful and offenders may be prosecuted to the fullest extent of the law.

SGS Taiwan Ltd.

No.134,Wu Kung Road, New Taipei Industrial Park, Wuku District, New Taipei City, Taiwan 24803/新北市五股區新北產業園區五工路 134 號

台灣檢驗科技股份有限公司

t (886-2) 2299-3279

f (886-2) 2298-0488

www.tw.sgs.com

Member of SGS Group



Unless otherwise stated the results shown in this test report refer only to the sample(s) tested and such sample(s) are retained for 90 days only.

除非另有說明，此報告結果僅對測試之樣品負責，同時此樣品僅保留90天。本報告未經本公司書面許可，不可部份複製。

This document is issued by the Company subject to its General Conditions of Service printed overleaf, available on request or accessible at www.sgs.com/terms_and_conditions.htm and, for electronic format documents, subject to Terms and Conditions for Electronic Documents at www.sgs.com/terms_e-document.htm. Attention is drawn to the limitation of liability, indemnification and jurisdiction issues defined therein. Any holder of this document is advised that information contained hereon reflects the Company's findings at the time of its intervention only and within the limits of Client's instructions, if any. The Company's sole responsibility is to its Client and this document does not exonerate parties to a transaction from exercising all their rights and obligations under the transaction documents. This document cannot be reproduced except in full, without prior written approval of the Company. Any unauthorized alteration, forgery or falsification of the content or appearance of this document is unlawful and offenders may be prosecuted to the fullest extent of the law.

SGS Taiwan Ltd.

台灣檢驗科技股份有限公司

No.134,Wu Kung Road, New Taipei Industrial Park, Wuku District, New Taipei City, Taiwan 24803/新北市五股區新北產業園區五工路 134 號

t (886-2) 2299-3279

f (886-2) 2298-0488

www.tw.sgs.com

Member of SGS Group

Date: 2017/11/9

Bluetooth(GFSK)_Body_Top side_CH 1_0mm_Aux

Communication System: Bluetooth; Frequency: 2402 MHz; Duty Cycle: 1:1

Medium parameters used: $f = 2402$ MHz; $\sigma = 1.921$ S/m; $\epsilon_r = 50.926$; $\rho = 1000$ kg/m³

Phantom section: Flat Section

Ambient temperature: 22.1°C; Liquid temperature: 21.7°C

DASY5 Configuration:

- Probe: EX3DV4 - SN7466; ConvF(7.94, 7.94, 7.94); Calibrated: 2017/7/4;
- Sensor-Surface: 2mm (Mechanical Surface Detection)
- Electronics: DAE4 Sn547; Calibrated: 2017/3/22
- Phantom: Body
- DASY52 52.8.8(1258); SEMCAD X 14.6.10(7373)

Configuration/Head/Area Scan (71x131x1): Interpolated grid: dx=12 mm, dy=12 mm

Maximum value of SAR (interpolated) = 0.051 W/kg


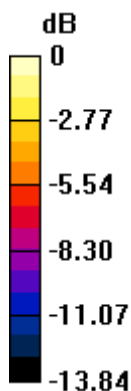
Configuration/Head/Zoom Scan (7x7x7)/Cube 1: Measurement grid: dx=5mm, dy=5mm, dz=5mm

Reference Value = 0.1798 V/m; Power Drift = 0.15 dB

Peak SAR (extrapolated) = 0.046 W/kg

SAR(1 g) = 0.024 W/kg; SAR(10 g) = 0.013 W/kg

Maximum value of SAR (measured) = 0.0334 W/kg



0 dB = 0.032 W/kg = -9.50 dBW/kg

Unless otherwise stated the results shown in this test report refer only to the sample(s) tested and such sample(s) are retained for 90 days only.

除非另有說明，此報告結果僅對測試之樣品負責，同時此樣品僅保留90天。本報告未經本公司書面許可，不可部份複製。

This document is issued by the Company subject to its General Conditions of Service printed overleaf, available on request or accessible at www.sgs.com/terms_and_conditions.htm and, for electronic format documents, subject to Terms and Conditions for Electronic Documents at www.sgs.com/terms_e-document.htm. Attention is drawn to the limitation of liability, indemnification and jurisdiction issues defined therein. Any holder of this document is advised that information contained hereon reflects the Company's findings at the time of its intervention only and within the limits of Client's instructions, if any. The Company's sole responsibility is to its Client and this document does not exonerate parties to a transaction from exercising all their rights and obligations under the transaction documents. This document cannot be reproduced except in full, without prior written approval of the Company. Any unauthorized alteration, forgery or falsification of the content or appearance of this document is unlawful and offenders may be prosecuted to the fullest extent of the law.

SGS Taiwan Ltd.

No.134,Wu Kung Road, New Taipei Industrial Park, Wuku District, New Taipei City, Taiwan 24803/新北市五股區新北產業園區五工路 134 號

台灣檢驗科技股份有限公司

t (886-2) 2299-3279

f (886-2) 2298-0488

www.tw.sgs.com

Member of SGS Group

Date: 2017/11/11

WLAN 802.11a 5.2G Body_Top side_CH 36_0mm_Aux

Communication System: WLAN(5G); Frequency: 5180 MHz; Duty Cycle: 1:1

Medium parameters used: $f = 5180 \text{ MHz}$; $\sigma = 5.209 \text{ S/m}$; $\epsilon_r = 50.401$; $\rho = 1000 \text{ kg/m}^3$

Phantom section: Flat Section

Ambient temperature: 22.3°C; Liquid temperature: 21.6°C

DASY5 Configuration:

- Probe: EX3DV4 - SN7466; ConvF(5.2, 5.2, 5.2); Calibrated: 2017/7/4;
- Sensor-Surface: 2mm (Mechanical Surface Detection)
- Electronics: DAE4 Sn547; Calibrated: 2017/3/22
- Phantom: Body
- DASY52 52.8.8(1258); SEMCAD X 14.6.10(7373)

Configuration/Body/Area Scan (81x151x1): Interpolated grid: dx=10 mm, dy=10 mm

Maximum value of SAR (interpolated) = 0.614 W/kg


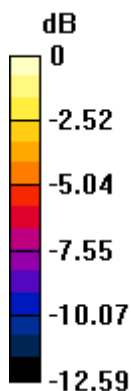
Configuration/Body/Zoom Scan (7x7x12)/Cube 0: Measurement grid: dx=4mm, dy=4mm, dz=2mm

Reference Value = 2.698 V/m; Power Drift = 0.13 dB

Peak SAR (extrapolated) = 1.67 W/kg

SAR(1 g) = 0.381 W/kg; SAR(10 g) = 0.145 W/kg

Maximum value of SAR (measured) = 0.732 W/kg



0 dB = 0.732 W/kg = -1.36 dBW/kg

Unless otherwise stated the results shown in this test report refer only to the sample(s) tested and such sample(s) are retained for 90 days only.

除非另有說明，此報告結果僅對測試之樣品負責，同時此樣品僅保留90天。本報告未經本公司書面許可，不可部份複製。

This document is issued by the Company subject to its General Conditions of Service printed overleaf, available on request or accessible at www.sgs.com/terms_and_conditions.htm and, for electronic format documents, subject to Terms and Conditions for Electronic Documents at www.sgs.com/terms_e-document.htm. Attention is drawn to the limitation of liability, indemnification and jurisdiction issues defined therein. Any holder of this document is advised that information contained hereon reflects the Company's findings at the time of its intervention only and within the limits of Client's instructions, if any. The Company's sole responsibility is to its Client and this document does not exonerate parties to a transaction from exercising all their rights and obligations under the transaction documents. This document cannot be reproduced except in full, without prior written approval of the Company. Any unauthorized alteration, forgery or falsification of the content or appearance of this document is unlawful and offenders may be prosecuted to the fullest extent of the law.

SGS Taiwan Ltd.

No.134,Wu Kung Road, New Taipei Industrial Park, Wuku District, New Taipei City, Taiwan 24803/新北市五股區新北產業園區五工路 134 號

台灣檢驗科技股份有限公司

t (886-2) 2299-3279

f (886-2) 2298-0488

www.tw.sgs.com

Member of SGS Group

Date: 2017/11/11

WLAN 802.11a 5.3G_Body_Top side_CH 52_0mm_Aux

Communication System: WLAN(5G); Frequency: 5260 MHz; Duty Cycle: 1:1

Medium parameters used: $f = 5260$ MHz; $\sigma = 5.266$ S/m; $\epsilon_r = 48.918$; $\rho = 1000$ kg/m³

Phantom section: Flat Section

Ambient temperature: 22.3°C; Liquid temperature: 21.6°C

DASY5 Configuration:

- Probe: EX3DV4 - SN7466; ConvF(5.1, 5.1, 5.1); Calibrated: 2017/7/4;
- Sensor-Surface: 2mm (Mechanical Surface Detection)
- Electronics: DAE4 Sn547; Calibrated: 2017/3/22
- Phantom: Body
- DASY52 52.8.8(1258); SEMCAD X 14.6.10(7373)

Configuration/Body/Area Scan (81x151x1): Interpolated grid: dx=10 mm, dy=10 mm

Maximum value of SAR (interpolated) = 0.963 W/kg


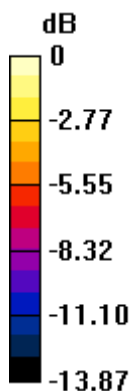
Configuration/Body/Zoom Scan (7x7x12)/Cube 0: Measurement grid: dx=4mm, dy=4mm, dz=2mm

Reference Value = 5.065 V/m; Power Drift = -0.19 dB

Peak SAR (extrapolated) = 2.08 W/kg

SAR(1 g) = 0.509 W/kg; SAR(10 g) = 0.208 W/kg

Maximum value of SAR (measured) = 0.982 W/kg



0 dB = 0.982 W/kg = -0.08 dBW/kg

Unless otherwise stated the results shown in this test report refer only to the sample(s) tested and such sample(s) are retained for 90 days only.

除非另有說明，此報告結果僅對測試之樣品負責，同時此樣品僅保留90天。本報告未經本公司書面許可，不可部份複製。

This document is issued by the Company subject to its General Conditions of Service printed overleaf, available on request or accessible at www.sgs.com/terms_and_conditions.htm and, for electronic format documents, subject to Terms and Conditions for Electronic Documents at www.sgs.com/terms_e-document.htm. Attention is drawn to the limitation of liability, indemnification and jurisdiction issues defined therein. Any holder of this document is advised that information contained hereon reflects the Company's findings at the time of its intervention only and within the limits of Client's instructions, if any. The Company's sole responsibility is to its Client and this document does not exonerate parties to a transaction from exercising all their rights and obligations under the transaction documents. This document cannot be reproduced except in full, without prior written approval of the Company. Any unauthorized alteration, forgery or falsification of the content or appearance of this document is unlawful and offenders may be prosecuted to the fullest extent of the law.

SGS Taiwan Ltd.

No.134,Wu Kung Road, New Taipei Industrial Park, Wuku District, New Taipei City, Taiwan 24803/新北市五股區新北產業園區五工路 134 號

台灣檢驗科技股份有限公司

t (886-2) 2299-3279

f (886-2) 2298-0488

www.tw.sgs.com

Member of SGS Group

Date: 2017/11/13

WLAN 802.11a 5.6G_Body_Top side_CH 100_0mm_Aux

Communication System: WLAN(5G); Frequency: 5500 MHz; Duty Cycle: 1:1

Medium parameters used: $f = 5500$ MHz; $\sigma = 5.489$ S/m; $\epsilon_r = 47.879$; $\rho = 1000$ kg/m³

Phantom section: Flat Section

Ambient temperature: 22.2°C; Liquid temperature: 21.8°C

DASY5 Configuration:

- Probe: EX3DV4 - SN7466; ConvF(4.27, 4.27, 4.27); Calibrated: 2017/7/4;
- Sensor-Surface: 2mm (Mechanical Surface Detection)
- Electronics: DAE4 Sn547; Calibrated: 2017/3/22
- Phantom: Body
- DASY52 52.8.8(1258); SEMCAD X 14.6.10(7373)

Configuration/Body/Area Scan (81x151x1): Interpolated grid: dx=10 mm, dy=10 mm

Maximum value of SAR (interpolated) = 1.51 W/kg


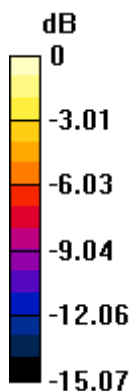
Configuration/Body/Zoom Scan (7x7x12)/Cube 0: Measurement grid: dx=4mm, dy=4mm, dz=2mm

Reference Value = 3.435 V/m; Power Drift = 0.02 dB

Peak SAR (extrapolated) = 3.73 W/kg

SAR(1 g) = 0.817 W/kg; SAR(10 g) = 0.264 W/kg

Maximum value of SAR (measured) = 1.67 W/kg



0 dB = 1.67 W/kg = 2.24 dBW/kg

Unless otherwise stated the results shown in this test report refer only to the sample(s) tested and such sample(s) are retained for 90 days only.

除非另有說明，此報告結果僅對測試之樣品負責，同時此樣品僅保留90天。本報告未經本公司書面許可，不可部份複製。

This document is issued by the Company subject to its General Conditions of Service printed overleaf, available on request or accessible at www.sgs.com/terms_and_conditions.htm and, for electronic format documents, subject to Terms and Conditions for Electronic Documents at www.sgs.com/terms_e-document.htm. Attention is drawn to the limitation of liability, indemnification and jurisdiction issues defined therein. Any holder of this document is advised that information contained hereon reflects the Company's findings at the time of its intervention only and within the limits of Client's instructions, if any. The Company's sole responsibility is to its Client and this document does not exonerate parties to a transaction from exercising all their rights and obligations under the transaction documents. This document cannot be reproduced except in full, without prior written approval of the Company. Any unauthorized alteration, forgery or falsification of the content or appearance of this document is unlawful and offenders may be prosecuted to the fullest extent of the law.

SGS Taiwan Ltd.

No.134,Wu Kung Road, New Taipei Industrial Park, Wuku District, New Taipei City, Taiwan 24803/新北市五股區新北產業園區五工路 134 號

台灣檢驗科技股份有限公司

t (886-2) 2299-3279

f (886-2) 2298-0488

www.tw.sgs.com

Member of SGS Group

Date: 2017/11/13

WLAN 802.11a 5.8G Body_Top side_CH 165_0mm_Aux

Communication System: WLAN(5G); Frequency: 5825 MHz; Duty Cycle: 1:1

Medium parameters used: $f = 5825 \text{ MHz}$; $\sigma = 5.963 \text{ S/m}$; $\epsilon_r = 47.748$; $\rho = 1000 \text{ kg/m}^3$

Phantom section: Flat Section

Ambient temperature: 22.2°C ; Liquid temperature: 21.8°C

DASY5 Configuration:

- Probe: EX3DV4 - SN7466; ConvF(4.48, 4.48, 4.48); Calibrated: 2017/7/4;
- Sensor-Surface: 2mm (Mechanical Surface Detection)
- Electronics: DAE4 Sn547; Calibrated: 2017/3/22
- Phantom: Body
- DASY52 52.8.8(1258); SEMCAD X 14.6.10(7373)

Configuration/Body/Area Scan (81x151x1): Interpolated grid: $dx=10 \text{ mm}$, $dy=10 \text{ mm}$

Maximum value of SAR (interpolated) = 0.788 W/kg

Configuration/Body/Zoom Scan (7x7x12)/Cube 0: Measurement grid: $dx=4\text{mm}$, $dy=4\text{mm}$, $dz=2\text{mm}$

Reference Value = 2.786 V/m ; Power Drift = 0.14 dB

Peak SAR (extrapolated) = 1.84 W/kg

SAR(1 g) = 0.417 W/kg ; SAR(10 g) = 0.165 W/kg

Maximum value of SAR (measured) = 0.814 W/kg


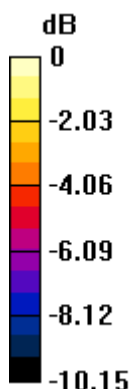
Configuration/Body/Zoom Scan (7x7x12)/Cube 1: Measurement grid: $dx=4\text{mm}$, $dy=4\text{mm}$, $dz=2\text{mm}$

Reference Value = 2.786 V/m ; Power Drift = 0.14 dB

Peak SAR (extrapolated) = 1.01 W/kg

SAR(1 g) = 0.283 W/kg ; SAR(10 g) = 0.138 W/kg

Maximum value of SAR (measured) = 0.506 W/kg



0 dB = $0.506 \text{ W/kg} = -2.96 \text{ dBW/kg}$

Unless otherwise stated the results shown in this test report refer only to the sample(s) tested and such sample(s) are retained for 90 days only.

除非另有說明，此報告結果僅對測試之樣品負責，同時此樣品僅保留90天。本報告未經本公司書面許可，不可部份複製。

This document is issued by the Company subject to its General Conditions of Service printed overleaf, available on request or accessible at www.sgs.com/terms_and_conditions.htm and, for electronic format documents, subject to Terms and Conditions for Electronic Documents at www.sgs.com/terms_e-document.htm. Attention is drawn to the limitation of liability, indemnification and jurisdiction issues defined therein. Any holder of this document is advised that information contained hereon reflects the Company's findings at the time of its intervention only and within the limits of Client's instructions, if any. The Company's sole responsibility is to its Client and this document does not exonerate parties to a transaction from exercising all their rights and obligations under the transaction documents. This document cannot be reproduced except in full, without prior written approval of the Company. Any unauthorized alteration, forgery or falsification of the content or appearance of this document is unlawful and offenders may be prosecuted to the fullest extent of the law.

SGS Taiwan Ltd.

No.134,Wu Kung Road, New Taipei Industrial Park, Wuku District, New Taipei City, Taiwan 24803/新北市五股區新北產業園區五工路 134 號

台灣檢驗科技股份有限公司

t (886-2) 2299-3279

f (886-2) 2298-0488

www.tw.sgs.com

Member of SGS Group

6. SAR System Performance Verification

Date: 2017/11/9

Dipole 2450 MHz_SN:727

Communication System: CW; Frequency: 2450 MHz; Duty Cycle: 1:1

Medium parameters used: $f = 2450$ MHz; $\sigma = 1.976$ S/m; $\epsilon_r = 50.734$; $\rho = 1000$ kg/m³

Phantom section: Flat Section

Ambient temperature: 22.1°C; Liquid temperature: 21.7°C

DASY5 Configuration:

- Probe: EX3DV4 - SN7466; ConvF(7.94, 7.94, 7.94); Calibrated: 2017/7/4;
- Sensor-Surface: 2mm (Mechanical Surface Detection)
- Electronics: DAE4 Sn547; Calibrated: 2017/3/22
- Phantom: Body
- DASY52 52.8.8(1258); SEMCAD X 14.6.10(7373)

Configuration/Pin=250mW/Area Scan (61x131x1): Interpolated grid: dx=12 mm, dy=12 mm

Maximum value of SAR (interpolated) = 20.8 W/kg

Configuration/Pin=250mW/Zoom Scan (7x7x7)/Cube 0: Measurement grid:


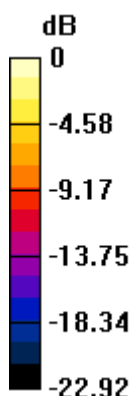
dx=5mm, dy=5mm, dz=5mm

Reference Value = 99.22 V/m; Power Drift = 0.02 dB

Peak SAR (extrapolated) = 27.3 W/kg

SAR(1 g) = 12.8 W/kg; SAR(10 g) = 5.95 W/kg

Maximum value of SAR (measured) = 19.9 W/kg



0 dB = 19.9 W/kg = 12.99 dBW/kg

Unless otherwise stated the results shown in this test report refer only to the sample(s) tested and such sample(s) are retained for 90 days only.

除非另有說明，此報告結果僅對測試之樣品負責，同時此樣品僅保留90天。本報告未經本公司書面許可，不可部份複製。

This document is issued by the Company subject to its General Conditions of Service printed overleaf, available on request or accessible at www.sgs.com/terms_and_conditions.htm and, for electronic format documents, subject to Terms and Conditions for Electronic Documents at www.sgs.com/terms_e-document.htm. Attention is drawn to the limitation of liability, indemnification and jurisdiction issues defined therein. Any holder of this document is advised that information contained hereon reflects the Company's findings at the time of its intervention only and within the limits of Client's instructions, if any. The Company's sole responsibility is to its Client and this document does not exonerate parties to a transaction from exercising all their rights and obligations under the transaction documents. This document cannot be reproduced except in full, without prior written approval of the Company. Any unauthorized alteration, forgery or falsification of the content or appearance of this document is unlawful and offenders may be prosecuted to the fullest extent of the law.

SGS Taiwan Ltd.

No.134,Wu Kung Road, New Taipei Industrial Park, Wuku District, New Taipei City, Taiwan 24803/新北市五股區新北產業園區五工路 134 號

台灣檢驗科技股份有限公司

t (886-2) 2299-3279

f (886-2) 2298-0488

www.tw.sgs.com

Member of SGS Group

Date: 2017/11/11

Dipole 5200 MHz_SN:1023

Communication System: CW; Frequency: 5200 MHz; Duty Cycle: 1:1

Medium parameters used: $f = 5200$ MHz; $\sigma = 5.229$ S/m; $\epsilon_r = 50.388$; $\rho = 1000$ kg/m³

Phantom section: Flat Section

Ambient temperature: 22.3°C; Liquid temperature: 21.6°C

DASY5 Configuration:

- Probe: EX3DV4 - SN7466; ConvF(5.2, 5.2, 5.2); Calibrated: 2017/7/4;
- Sensor-Surface: 2mm (Mechanical Surface Detection)
- Electronics: DAE4 Sn547; Calibrated: 2017/3/22
- Phantom: Body
- DASY52 52.8.8(1258); SEMCAD X 14.6.10(7373)

Configuration/Pin=100mW/Area Scan (61x91x1): Interpolated grid: dx=10 mm, dy=10 mm

Maximum value of SAR (interpolated) = 15.7 W/kg


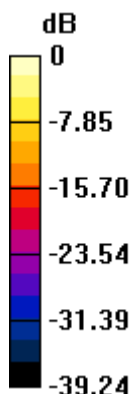
Configuration/Pin=100mW/Zoom Scan (7x7x12)/Cube 0: Measurement grid: dx=4mm, dy=4mm, dz=2mm

Reference Value = 57.51 V/m; Power Drift = -0.08 dB

Peak SAR (extrapolated) = 29.6 W/kg

SAR(1 g) = 7.37 W/kg; SAR(10 g) = 2.09 W/kg

Maximum value of SAR (measured) = 14.8 W/kg



0 dB = 14.8 W/kg = 11.70 dBW/kg

Unless otherwise stated the results shown in this test report refer only to the sample(s) tested and such sample(s) are retained for 90 days only.

除非另有說明，此報告結果僅對測試之樣品負責，同時此樣品僅保留90天。本報告未經本公司書面許可，不可部份複製。

This document is issued by the Company subject to its General Conditions of Service printed overleaf, available on request or accessible at www.sgs.com/terms_and_conditions.htm and, for electronic format documents, subject to Terms and Conditions for Electronic Documents at www.sgs.com/terms_e-document.htm. Attention is drawn to the limitation of liability, indemnification and jurisdiction issues defined therein. Any holder of this document is advised that information contained hereon reflects the Company's findings at the time of its intervention only and within the limits of Client's instructions, if any. The Company's sole responsibility is to its Client and this document does not exonerate parties to a transaction from exercising all their rights and obligations under the transaction documents. This document cannot be reproduced except in full, without prior written approval of the Company. Any unauthorized alteration, forgery or falsification of the content or appearance of this document is unlawful and offenders may be prosecuted to the fullest extent of the law.

SGS Taiwan Ltd.

No.134,Wu Kung Road, New Taipei Industrial Park, Wuku District, New Taipei City, Taiwan 24803/新北市五股區新北產業園區五工路 134 號

台灣檢驗科技股份有限公司

t (886-2) 2299-3279

f (886-2) 2298-0488

www.tw.sgs.com

Member of SGS Group

Date: 2017/11/11

Dipole 5300 MHz_SN:1023

Communication System: CW; Frequency: 5300 MHz; Duty Cycle: 1:1

Medium parameters used: $f = 5300$ MHz; $\sigma = 5.287$ S/m; $\epsilon_r = 48.777$; $\rho = 1000$ kg/m³

Phantom section: Flat Section

Ambient temperature: 22.3°C; Liquid temperature: 21.6°C

DASY5 Configuration:

- Probe: EX3DV4 - SN7466; ConvF(5.1, 5.1, 5.1); Calibrated: 2017/7/4;
- Sensor-Surface: 2mm (Mechanical Surface Detection)
- Electronics: DAE4 Sn547; Calibrated: 2017/3/22
- Phantom: Body
- DASY52 52.8.8(1258); SEMCAD X 14.6.10(7373)

Configuration/Pin=100mW/Area Scan (61x81x1): Interpolated grid: dx=10 mm, dy=10 mm

Maximum value of SAR (interpolated) = 17.0 W/kg


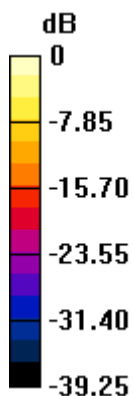
Configuration/Pin=100mW/Zoom Scan (7x7x12)/Cube 0: Measurement grid: dx=4mm, dy=4mm, dz=2mm

Reference Value = 60.15 V/m; Power Drift = -0.08 dB

Peak SAR (extrapolated) = 33.1 W/kg

SAR(1 g) = 7.65 W/kg; SAR(10 g) = 2.16 W/kg

Maximum value of SAR (measured) = 17.0 W/kg



0 dB = 17.0 W/kg = 12.32 dBW/kg

Unless otherwise stated the results shown in this test report refer only to the sample(s) tested and such sample(s) are retained for 90 days only.

除非另有說明，此報告結果僅對測試之樣品負責，同時此樣品僅保留90天。本報告未經本公司書面許可，不可部份複製。

This document is issued by the Company subject to its General Conditions of Service printed overleaf, available on request or accessible at www.sgs.com/terms_and_conditions.htm and, for electronic format documents, subject to Terms and Conditions for Electronic Documents at www.sgs.com/terms_e-document.htm. Attention is drawn to the limitation of liability, indemnification and jurisdiction issues defined therein. Any holder of this document is advised that information contained hereon reflects the Company's findings at the time of its intervention only and within the limits of Client's instructions, if any. The Company's sole responsibility is to its Client and this document does not exonerate parties to a transaction from exercising all their rights and obligations under the transaction documents. This document cannot be reproduced except in full, without prior written approval of the Company. Any unauthorized alteration, forgery or falsification of the content or appearance of this document is unlawful and offenders may be prosecuted to the fullest extent of the law.

SGS Taiwan Ltd.

No.134,Wu Kung Road, New Taipei Industrial Park, Wuku District, New Taipei City, Taiwan 24803/新北市五股區新北產業園區五工路 134 號

台灣檢驗科技股份有限公司

t (886-2) 2299-3279

f (886-2) 2298-0488

www.tw.sgs.com

Member of SGS Group

Date: 2017/11/13

Dipole 5600 MHz_SN:1023

Communication System: CW; Frequency: 5600 MHz; Duty Cycle: 1:1

Medium parameters used: $f = 5600$ MHz; $\sigma = 5.603$ S/m; $\epsilon_r = 47.814$; $\rho = 1000$ kg/m³

Phantom section: Flat Section

Ambient temperature: 22.2°C; Liquid temperature: 21.8°C

DASY5 Configuration:

- Probe: EX3DV4 - SN7466; ConvF(4.27, 4.27, 4.27); Calibrated: 2017/7/4;
- Sensor-Surface: 2mm (Mechanical Surface Detection)
- Electronics: DAE4 Sn547; Calibrated: 2017/3/22
- Phantom: Body
- DASY52 52.8.8(1258); SEMCAD X 14.6.10(7373)

Configuration/Pin=100mW/Area Scan (61x81x1): Interpolated grid: dx=10 mm, dy=10 mm

Maximum value of SAR (interpolated) = 17.4 W/kg


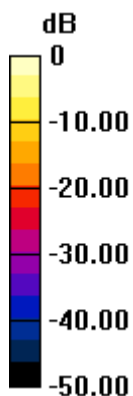
Configuration/Pin=100mW/Zoom Scan (7x7x12)/Cube 0: Measurement grid: dx=4mm, dy=4mm, dz=2mm

Reference Value = 59.55 V/m; Power Drift = 0.07 dB

Peak SAR (extrapolated) = 35.4 W/kg

SAR(1 g) = 8.01 W/kg; SAR(10 g) = 2.23 W/kg

Maximum value of SAR (measured) = 17.4 W/kg



0 dB = 17.4 W/kg = 12.41 dBW/kg

Unless otherwise stated the results shown in this test report refer only to the sample(s) tested and such sample(s) are retained for 90 days only.

除非另有說明，此報告結果僅對測試之樣品負責，同時此樣品僅保留90天。本報告未經本公司書面許可，不可部份複製。

This document is issued by the Company subject to its General Conditions of Service printed overleaf, available on request or accessible at www.sgs.com/terms_and_conditions.htm and, for electronic format documents, subject to Terms and Conditions for Electronic Documents at www.sgs.com/terms_e-document.htm. Attention is drawn to the limitation of liability, indemnification and jurisdiction issues defined therein. Any holder of this document is advised that information contained hereon reflects the Company's findings at the time of its intervention only and within the limits of Client's instructions, if any. The Company's sole responsibility is to its Client and this document does not exonerate parties to a transaction from exercising all their rights and obligations under the transaction documents. This document cannot be reproduced except in full, without prior written approval of the Company. Any unauthorized alteration, forgery or falsification of the content or appearance of this document is unlawful and offenders may be prosecuted to the fullest extent of the law.

SGS Taiwan Ltd.

No.134, Wu Kung Road, New Taipei Industrial Park, Wuku District, New Taipei City, Taiwan 24803/新北市五股區新北產業園區五工路 134 號

台灣檢驗科技股份有限公司

t (886-2) 2299-3279

f (886-2) 2298-0488

www.tw.sgs.com

Member of SGS Group

Date: 2017/11/13

Dipole 5800 MHz_SN:1023

Communication System: CW; Frequency: 5800 MHz; Duty Cycle: 1:1

Medium parameters used: $f = 5800$ MHz; $\sigma = 5.932$ S/m; $\epsilon_r = 47.76$; $\rho = 1000$ kg/m³

Phantom section: Flat Section

Ambient temperature: 22.2°C; Liquid temperature: 21.8°C

DASY5 Configuration:

- Probe: EX3DV4 - SN7466; ConvF(4.48, 4.48, 4.48); Calibrated: 2017/7/4;
- Sensor-Surface: 2mm (Mechanical Surface Detection)
- Electronics: DAE4 Sn547; Calibrated: 2017/3/22
- Phantom: Body
- DASY52 52.8.8(1258); SEMCAD X 14.6.10(7373)

Configuration/Pin=100mW/Area Scan (61x91x1): Interpolated grid: dx=10 mm, dy=10 mm

Maximum value of SAR (interpolated) = 17.4 W/kg


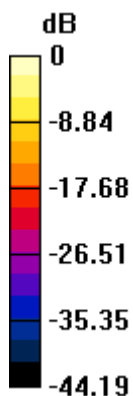
Configuration/Pin=100mW/Zoom Scan (7x7x12)/Cube 0: Measurement grid: dx=4mm, dy=4mm, dz=2mm

Reference Value = 56.43 V/m; Power Drift = -0.06 dB

Peak SAR (extrapolated) = 36.0 W/kg

SAR(1 g) = 7.69 W/kg; SAR(10 g) = 2.18 W/kg

Maximum value of SAR (measured) = 16.7 W/kg



0 dB = 16.7 W/kg = 12.22 dBW/kg

Unless otherwise stated the results shown in this test report refer only to the sample(s) tested and such sample(s) are retained for 90 days only.

除非另有說明，此報告結果僅對測試之樣品負責，同時此樣品僅保留90天。本報告未經本公司書面許可，不可部份複製。

This document is issued by the Company subject to its General Conditions of Service printed overleaf, available on request or accessible at www.sgs.com/terms_and_conditions.htm and, for electronic format documents, subject to Terms and Conditions for Electronic Documents at www.sgs.com/terms_e-document.htm. Attention is drawn to the limitation of liability, indemnification and jurisdiction issues defined therein. Any holder of this document is advised that information contained hereon reflects the Company's findings at the time of its intervention only and within the limits of Client's instructions, if any. The Company's sole responsibility is to its Client and this document does not exonerate parties to a transaction from exercising all their rights and obligations under the transaction documents. This document cannot be reproduced except in full, without prior written approval of the Company. Any unauthorized alteration, forgery or falsification of the content or appearance of this document is unlawful and offenders may be prosecuted to the fullest extent of the law.

SGS Taiwan Ltd.

No.134,Wu Kung Road, New Taipei Industrial Park, Wuku District, New Taipei City, Taiwan 24803/新北市五股區新北產業園區五工路 134 號

台灣檢驗科技股份有限公司

t (886-2) 2299-3279

f (886-2) 2298-0488

www.tw.sgs.com

Member of SGS Group

7. DAE & Probe Calibration Certificate

Calibration Laboratory of
Schmid & Partner
Engineering AG
Zughausstrasse 43, 8004 Zurich, Switzerland



S Schweizerischer Kalibrierdienst
C Service suisse d'étalonnage
S Servizio svizzero di taratura
S Swiss Calibration Service

Accredited by the Swiss Accreditation Service (SAS)

The Swiss Accreditation Service is one of the signatories to the EA
Multilateral Agreement for the recognition of calibration certificates

Accreditation No.: SCS 0108

Client SGS - TW (Auden)

Certificate No: DAE4-547_Mar17

CALIBRATION CERTIFICATE

Object DAE4 - SD 000 D04 BM - SN: 547

Calibration procedure(s) QA CAL-06.v29
Calibration procedure for the data acquisition electronics (DAE)

Calibration date March 22, 2017

This calibration certificate documents the traceability to national standards, which realize the physical units of measurements (SI).
The measurements and the uncertainties with confidence probability are given on the following pages and are part of the certificate.

All calibrations have been conducted in the closed laboratory facility, environment temperature $22 \pm 3^\circ\text{C}$ and humidity $< 70\%$.

Calibration Equipment used (M&TE critical for calibration)

| Primary Standards | ID # | Cal Date (Certificate No.) | Scheduled Calibration |
|------------------------------|--------------------|----------------------------|------------------------|
| Kethley Multimeter Type 2001 | SN: 0810278 | 09-Sep-16 (No:19065) | Sep-17 |
| Secondary Standards | ID # | Check Date (in house) | Scheduled Check |
| Auto DAE Calibration Unit | SE UWS 053 AA 1001 | 05-Jan-17 (in house check) | In house check: Jan-18 |
| Calibrator Box V2.1 | SE UMS 006 AA 1002 | 05-Jan-17 (in house check) | In house check: Jan-18 |

Calibrated by: Name: Eric Hentfeld Function: Technician Signature: 

Approved by: Fin Bernhart Deputy Technical Manager Signature: 

Issued: March 22, 2017

This calibration certificate shall not be reproduced except in full without written approval of the laboratory.

Certificate No: DAE4-547_Mar17

Page 1 of 5

Unless otherwise stated the results shown in this test report refer only to the sample(s) tested and such sample(s) are retained for 90 days only.

除非另有說明，此報告結果僅對測試之樣品負責，同時此樣品僅保留90天。本報告未經本公司書面許可，不可部份複製。

This document is issued by the Company subject to its General Conditions of Service printed overleaf, available on request or accessible at www.sgs.com/terms_and_conditions.htm and, for electronic format documents, subject to Terms and Conditions for Electronic Documents at www.sgs.com/terms_e-document.htm. Attention is drawn to the limitation of liability, indemnification and jurisdiction issues defined therein. Any holder of this document is advised that information contained hereon reflects the Company's findings at the time of its intervention only and within the limits of Client's instructions, if any. The Company's sole responsibility is to its Client and this document does not exonerate parties to a transaction from exercising all their rights and obligations under the transaction documents. This document cannot be reproduced except in full, without prior written approval of the Company. Any unauthorized alteration, forgery or falsification of the content or appearance of this document is unlawful and offenders may be prosecuted to the fullest extent of the law.

SGS Taiwan Ltd.

台灣檢驗科技股份有限公司

No.134,Wu Kung Road, New Taipei Industrial Park, Wuku District, New Taipei City, Taiwan 24803/新北市五股區新北產業園區五工路 134 號

t (886-2) 2299-3279

f (886-2) 2298-0488

www.tw.sgs.com

Member of SGS Group

**Calibration Laboratory of
Schmid & Partner
Engineering AG**
Zeughausstrasse 43, 8004 Zurich, Switzerland



S Schweizerischer Kalibrierdienst
C Service suisse d'étalonnage
S Servizio svizzero di taratura
S Swiss Calibration Service

Accredited by the Swiss Accreditation Service (SAS)
The Swiss Accreditation Service is one of the signatories to the EA
Multilateral Agreement for the recognition of calibration certificates

Accreditation No.: SCS 0108

Glossary

DAE data acquisition electronics
Connector angle information used in DASY system to align probe sensor X to the robot coordinate system

Methods Applied and Interpretation of Parameters

- **DC Voltage Measurement:** Calibration Factor assessed for use in DASY system by comparison with a calibrated instrument traceable to national standards. The figure given corresponds to the full scale range of the voltmeter in the respective range.
- **Connector angle:** The angle of the connector is assessed measuring the angle mechanically by a tool inserted. Uncertainty is not required.
- The following parameters as documented in the Appendix contain technical information as a result from the performance test and require no uncertainty.
 - **DC Voltage Measurement Linearity:** Verification of the Linearity at +10% and -10% of the nominal calibration voltage. Influence of offset voltage is included in this measurement.
 - **Common mode sensitivity:** Influence of a positive or negative common mode voltage on the differential measurement.
 - **Channel separation:** Influence of a voltage on the neighbor channels not subject to an input voltage.
 - **AD Converter Values with inputs shorted:** Values on the internal AD converter corresponding to zero input voltage
 - **Input Offset Measurement:** Output voltage and statistical results over a large number of zero voltage measurements.
 - **Input Offset Current:** Typical value for information; Maximum channel input offset current, not considering the input resistance.
 - **Input resistance:** Typical value for information; DAE input resistance at the connector, during internal auto-zeroing and during measurement.
 - **Low Battery Alarm Voltage:** Typical value for information. Below this voltage, a battery alarm signal is generated.
 - **Power consumption:** Typical value for information. Supply currents in various operating modes.

Certificate No: DAE4-547_Mart17

Page 2 of 5

Unless otherwise stated the results shown in this test report refer only to the sample(s) tested and such sample(s) are retained for 90 days only.

除非另有說明，此報告結果僅對測試之樣品負責，同時此樣品僅保留90天。本報告未經本公司書面許可，不可部份複製。

This document is issued by the Company subject to its General Conditions of Service printed overleaf, available on request or accessible at www.sgs.com/terms_and_conditions.htm and, for electronic format documents, subject to Terms and Conditions for Electronic Documents at www.sgs.com/terms_e-document.htm. Attention is drawn to the limitation of liability, indemnification and jurisdiction issues defined therein. Any holder of this document is advised that information contained hereon reflects the Company's findings at the time of its intervention only and within the limits of Client's instructions, if any. The Company's sole responsibility is to its Client and this document does not exonerate parties to a transaction from exercising all their rights and obligations under the transaction documents. This document cannot be reproduced except in full, without prior written approval of the Company. Any unauthorized alteration, forgery or falsification of the content or appearance of this document is unlawful and offenders may be prosecuted to the fullest extent of the law.

SGS Taiwan Ltd.

No.134,Wu Kung Road, New Taipei Industrial Park, Wuku District, New Taipei City, Taiwan 24803/新北市五股區新北產業園區五工路 134 號

台灣檢驗科技股份有限公司

t (886-2) 2299-3279

f (886-2) 2298-0488

www.tw.sgs.com

Member of SGS Group

DC Voltage Measurement

A/D - Converter Resolution nominal

High Range: 1LSB = 0.1μV, full range = -100...+300 mV

Low Range: 1LSB = 51nV, full range = -1.....+3mV

DASY measurement parameters: Auto Zero Time: 3 sec, Measuring time: 3 sec

| Calibration Factors | X | Y | Z |
|---------------------|-----------------------|-----------------------|-----------------------|
| High Range | 403.189 ± 0.02% (k=2) | 403.093 ± 0.02% (k=2) | 402.739 ± 0.02% (k=2) |
| Low Range | 3.95348 ± 1.50% (k=2) | 3.90456 ± 1.50% (k=2) | 3.96243 ± 1.50% (k=2) |

Connector Angle

| | |
|---|--------------|
| Connector Angle to be used in DASY system | 91.0 ° ± 1 ° |
|---|--------------|

Unless otherwise stated the results shown in this test report refer only to the sample(s) tested and such sample(s) are retained for 90 days only.

除非另有說明，此報告結果僅對測試之樣品負責，同時此樣品僅保留90天。本報告未經本公司書面許可，不可部份複製。

This document is issued by the Company subject to its General Conditions of Service printed overleaf, available on request or accessible at www.sgs.com/terms_and_conditions.htm and, for electronic format documents, subject to Terms and Conditions for Electronic Documents at www.sgs.com/terms_e-document.htm. Attention is drawn to the limitation of liability, indemnification and jurisdiction issues defined therein. Any holder of this document is advised that information contained hereon reflects the Company's findings at the time of its intervention only and within the limits of Client's instructions, if any. The Company's sole responsibility is to its Client and this document does not exonerate parties to a transaction from exercising all their rights and obligations under the transaction documents. This document cannot be reproduced except in full, without prior written approval of the Company. Any unauthorized alteration, forgery or falsification of the content or appearance of this document is unlawful and offenders may be prosecuted to the fullest extent of the law.

Appendix (Additional assessments outside the scope of SCS0108)

1. DC Voltage Linearity

| High Range | Reading (μV) | Difference (μV) | Error (%) |
|-------------------|---------------------------|------------------------------|-----------|
| Channel X + Input | 200031.23 | 0.59 | 0.00 |
| Channel X + Input | 20005.44 | 2.04 | 0.01 |
| Channel X - Input | -20000.97 | 4.91 | -0.02 |
| Channel Y + Input | 200029.80 | -1.03 | -0.00 |
| Channel Y + Input | 20000.30 | -3.03 | -0.02 |
| Channel Y - Input | -20007.73 | -1.72 | 0.01 |
| Channel Z + Input | 200030.21 | -0.96 | -0.00 |
| Channel Z + Input | -20003.13 | -0.21 | -0.00 |
| Channel Z - Input | -20005.14 | 0.81 | -0.00 |

| Low Range | Reading (μV) | Difference (μV) | Error (%) |
|-------------------|---------------------------|------------------------------|-----------|
| Channel X + Input | 2000.02 | -0.08 | -0.00 |
| Channel X + Input | 200.18 | 0.35 | 0.18 |
| Channel X - Input | -200.18 | 0.00 | -0.00 |
| Channel Y + Input | 2000.10 | 0.06 | 0.00 |
| Channel Y + Input | 199.43 | -0.40 | -0.20 |
| Channel Y - Input | -200.77 | -0.70 | 0.35 |
| Channel Z + Input | 2000.19 | 0.28 | 0.01 |
| Channel Z + Input | 198.82 | -1.00 | -0.50 |
| Channel Z - Input | -201.46 | -1.37 | 0.68 |

2. Common mode sensitivity

DASY measurement parameters: Auto Zero Time: 3 sec; Measuring time: 3 sec

| | Common mode Input Voltage (mV) | High Range Average Reading (μV) | Low Range Average Reading (μV) |
|-----------|--------------------------------|--|---|
| Channel X | 200 | -2.05 | -5.00 |
| | -200 | 5.80 | 4.50 |
| Channel Y | 200 | -0.67 | -1.21 |
| | -200 | 0.37 | -0.41 |
| Channel Z | 200 | 5.07 | 4.93 |
| | -200 | -7.67 | -8.12 |

3. Channel separation

DASY measurement parameters: Auto Zero Time: 3 sec; Measuring time: 3 sec

| | Input Voltage (mV) | Channel X (μV) | Channel Y (μV) | Channel Z (μV) |
|-----------|--------------------|-----------------------------|-----------------------------|-----------------------------|
| Channel X | 200 | - | 2.85 | -2.08 |
| Channel Y | 200 | 10.56 | - | 3.60 |
| Channel Z | 200 | 4.55 | 7.85 | - |

Certificate No: DAE4-547_Mar17

Page 4 of 5

Unless otherwise stated the results shown in this test report refer only to the sample(s) tested and such sample(s) are retained for 90 days only.

除非另有說明，此報告結果僅對測試之樣品負責，同時此樣品僅保留90天。本報告未經本公司書面許可，不可部份複製。

This document is issued by the Company subject to its General Conditions of Service printed overleaf, available on request or accessible at www.sgs.com/terms_and_conditions.htm and, for electronic format documents, subject to Terms and Conditions for Electronic Documents at www.sgs.com/terms_e-document.htm. Attention is drawn to the limitation of liability, indemnification and jurisdiction issues defined therein. Any holder of this document is advised that information contained hereon reflects the Company's findings at the time of its intervention only and within the limits of Client's instructions, if any. The Company's sole responsibility is to its Client and this document does not exonerate parties to a transaction from exercising all their rights and obligations under the transaction documents. This document cannot be reproduced except in full, without prior written approval of the Company. Any unauthorized alteration, forgery or falsification of the content or appearance of this document is unlawful and offenders may be prosecuted to the fullest extent of the law.

SGS Taiwan Ltd.

台灣檢驗科技股份有限公司

No.134,Wu Kung Road, New Taipei Industrial Park, Wuku District, New Taipei City, Taiwan 24803/新北市五股區新北產業園區五工路 134 號

t (886-2) 2299-3279

f (886-2) 2298-0488

www.tw.sgs.com

Member of SGS Group

4. AD-Converter Values with inputs shorted

DASY measurement parameters: Auto Zero Time: 3 sec; Measuring time: 3 sec

| | High Range (LSB) | Low Range (LSB) |
|-----------|------------------|-----------------|
| Channel X | 16364 | 15364 |
| Channel Y | 16476 | 16801 |
| Channel Z | 16077 | 16468 |

5. Input Offset Measurement

DASY measurement parameters: Auto Zero Time: 3 sec; Measuring time: 3 sec
Input 10MΩ

| | Average (μV) | min. Offset (μV) | max. Offset (μV) | Std. Deviation (μV) |
|-----------|--------------|------------------|------------------|---------------------|
| Channel X | -0.53 | -1.14 | 0.26 | 0.31 |
| Channel Y | -1.03 | -2.43 | -0.21 | 0.32 |
| Channel Z | -1.56 | -2.31 | -0.62 | 0.35 |

6. Input Offset Current

Nominal input circuitry offset current on all channels: <251A

7. Input Resistance (Typical values for information)

| | Zeroing (kΩm) | Measuring (MΩm) |
|-----------|---------------|-----------------|
| Channel X | 200 | 200 |
| Channel Y | 200 | 200 |
| Channel Z | 200 | 200 |

8. Low Battery Alarm Voltage (Typical values for information)

| Typical values | Alarm Level (VDC) |
|----------------|-------------------|
| Supply (+ Vcc) | +7.9 |
| Supply (- Vcc) | -7.6 |

9. Power Consumption (Typical values for information)

| Typical values | Switched off (mA) | Stand by (mA) | Transmitting (mA) |
|----------------|-------------------|---------------|-------------------|
| Supply (+ Vcc) | +0.01 | +5 | +14 |
| Supply (- Vcc) | -0.01 | -8 | -9 |

Unless otherwise stated the results shown in this test report refer only to the sample(s) tested and such sample(s) are retained for 90 days only.

除非另有說明，此報告結果僅對測試之樣品負責，同時此樣品僅保留90天。本報告未經本公司書面許可，不可部份複製。

This document is issued by the Company subject to its General Conditions of Service printed overleaf, available on request or accessible at www.sgs.com/terms_and_conditions.htm and, for electronic format documents, subject to Terms and Conditions for Electronic Documents at www.sgs.com/terms_e-document.htm. Attention is drawn to the limitation of liability, indemnification and jurisdiction issues defined therein. Any holder of this document is advised that information contained hereon reflects the Company's findings at the time of its intervention only and within the limits of Client's instructions, if any. The Company's sole responsibility is to its Client and this document does not exonerate parties to a transaction from exercising all their rights and obligations under the transaction documents. This document cannot be reproduced except in full, without prior written approval of the Company. Any unauthorized alteration, forgery or falsification of the content or appearance of this document is unlawful and offenders may be prosecuted to the fullest extent of the law.

Calibration Laboratory of
Schmid & Partner
Engineering AG
Zeughausstrasse 43, 8004 Zurich, Switzerland



S Schweizerischer Kalibrierdienst
C Service suisse d'étalonnage
S Servizio svizzero di taratura
S Swiss Calibration Service

Accredited by the Swiss Accreditation Service (SAS)
The Swiss Accreditation Service is one of the signatories to the EA
Multilateral Agreement for the recognition of calibration certificates

Accreditation No.: **SCS 0108**

Client **SGS-TW (Auden)**

Certificate No: **EX3-7466_Jul17**

CALIBRATION CERTIFICATE

Object **EX3DV4 - SN:7466**

Calibration procedure(s) **QA CAL-01.v9, QA CAL-14.v4, QA CAL-23.v5, QA CAL-25.v6**
Calibration procedure for dosimetric E-field probes

Calibration date: **July 4, 2017**

This calibration certificate documents the traceability to national standards, which realize the physical units of measurements (SI).
The measurements and the uncertainties with confidence probability are given on the following pages and are part of the certificate.

All calibrations have been conducted in the closed laboratory facility: environment temperature $(22 \pm 3)^{\circ}\text{C}$ and humidity $< 70\%$.

Calibration Equipment used (M&E critical for calibration)

| Primary Standards | ID | Cal Date (Certificate No.) | Scheduled Calibration |
|----------------------------|------------------|-----------------------------------|------------------------|
| Power meter NRP | SN: 104778 | 04-Apr-17 (No. 217-02521/02522) | Apr-18 |
| Power sensor NRP-Z91 | SN: 103244 | 04-Apr-17 (No. 217-02521) | Apr-18 |
| Power sensor NRP-Z91 | SN: 103245 | 04-Apr-17 (No. 217-02525) | Apr-18 |
| Reference 20 dB Attenuator | SN: S5277 (20x) | 07-Apr-17 (No. 217-02528) | Apr-18 |
| Reference Probe ES3DV2 | SN: 3013 | 31-Dec-16 (No. ES3-3013_Dec16) | Dec-17 |
| DAE4 | SN: 660 | 7-Dec-16 (No. DAE4-660_Dec16) | Dec-17 |
| Secondary Standards | ID | Check Date (in house) | Scheduled Check |
| Power meter E4419B | SN: GB41293874 | 06-Apr-16 (in house check Jun-16) | In house check: Jun-18 |
| Power sensor E4412A | SN: MY41498087 | 06-Apr-16 (in house check Jun-16) | In house check: Jun-18 |
| Power sensor E4412A | SN: 000110210 | 06-Apr-16 (in house check Jun-16) | In house check: Jun-18 |
| RF generator HP 8648C | SN: US3642U01700 | 04-Aug-99 (in house check Jun-16) | In house check: Jun-18 |
| Network Analyzer HP 8753E | SN: US37390585 | 18-Oct-01 (in house check Oct-16) | In house check: Oct-17 |

| | Name | Function | Signature |
|---|---------------|-----------------------|-----------|
| Calibrated by: | Leif Klynsner | Laboratory Technician | |
| Approved by: | Katja Pokovic | Technical Manager | |
| This calibration certificate shall not be reproduced except in full without written approval of the laboratory. | | | |
| Issued: July 5, 2017 | | | |

Certificate No: EX3-7466_Jul17

Page 1 of 11

Unless otherwise stated the results shown in this test report refer only to the sample(s) tested and such sample(s) are retained for 90 days only.

除非另有說明，此報告結果僅對測試之樣品負責，同時此樣品僅保留90天。本報告未經本公司書面許可，不可部份複製。

This document is issued by the Company subject to its General Conditions of Service printed overleaf, available on request or accessible at www.sgs.com/terms_and_conditions.htm and, for electronic format documents, subject to Terms and Conditions for Electronic Documents at www.sgs.com/terms_e-document.htm. Attention is drawn to the limitation of liability, indemnification and jurisdiction issues defined therein. Any holder of this document is advised that information contained hereon reflects the Company's findings at the time of its intervention only and within the limits of Client's instructions, if any. The Company's sole responsibility is to its Client and this document does not exonerate parties to a transaction from exercising all their rights and obligations under the transaction documents. This document cannot be reproduced except in full, without prior written approval of the Company. Any unauthorized alteration, forgery or falsification of the content or appearance of this document is unlawful and offenders may be prosecuted to the fullest extent of the law.

SGS Taiwan Ltd.

No.134,Wu Kung Road, New Taipei Industrial Park, Wuku District, New Taipei City, Taiwan 24803/新北市五股區新北產業園區五工路 134 號

台灣檢驗科技股份有限公司

t (886-2) 2299-3279

f (886-2) 2298-0488

www.tw.sgs.com

Member of SGS Group

Calibration Laboratory of
Schmid & Partner
Engineering AG
Zeughausstrasse 43, 8004 Zurich, Switzerland



S Schweizerischer Kalibrierdienst
C Service suisse d'étalonnage
S Servizio svizzero di taratura
S Swiss Calibration Service

Accredited by the Swiss Accreditation Service (SAS)
The Swiss Accreditation Service is one of the signatories to the EA
Multilateral Agreement for the recognition of calibration certificates

Accreditation No.: **SCS 0108**

Glossary:

| | |
|------------------------|---|
| TSL | tissue simulating liquid |
| NORM _{x,y,z} | sensitivity in free space |
| ConvF | sensitivity in TSL / NORM _{x,y,z} |
| DCP | diode compression point |
| CF | crest factor (1/duty_cycle) of the RF signal |
| A, B, C, D | modulation dependent linearization parameters |
| Polarization φ | φ rotation around probe axis |
| Polarization θ | θ rotation around an axis that is in the plane normal to probe axis (at measurement center), i.e., $\theta = 0$ is normal to probe axis |
| Connector Angle | information used in DASY system to align probe sensor X to the robot coordinate system |

Calibration is Performed According to the Following Standards:

- IEEE Std 1528-2013, "IEEE Recommended Practice for Determining the Peak Spatial-Averaged Specific Absorption Rate (SAR) in the Human Head from Wireless Communications Devices: Measurement Techniques", June 2013
- IEC 62209-1, "Measurement procedure for the assessment of Specific Absorption Rate (SAR) from hand-held and body-mounted devices used next to the ear (frequency range of 300 MHz to 6 GHz)", July 2016
- IEC 62209-2, "Procedure to determine the Specific Absorption Rate (SAR) for wireless communication devices used in close proximity to the human body (frequency range of 30 MHz to 6 GHz)", March 2010
- KDB 865664, "SAR Measurement Requirements for 100 MHz to 6 GHz"

Methods Applied and Interpretation of Parameters:

- NORM_{x,y,z}**: Assessed for E-field polarization $\theta = 0$ ($f \leq 900$ MHz in TEM-cell; $f > 1800$ MHz: R22 waveguide). NORM_{x,y,z} are only intermediate values, i.e., the uncertainties of NORM_{x,y,z} does not affect the E²-field uncertainty inside TSL (see below ConvF).
- NORM(f)_{x,y,z}** = NORM_{x,y,z} * frequency_response (see Frequency Response Chart). This linearization is implemented in DASY4 software versions later than 4.2. The uncertainty of the frequency response is included in the stated uncertainty of ConvF.
- DCP_{x,y,z}**: DCP are numerical linearization parameters assessed based on the data of power sweep with CW signal (no uncertainty required). DCP does not depend on frequency nor media.
- PAR**: PAR is the Peak to Average Ratio that is not calibrated but determined based on the signal characteristics
- A_{x,y,z}; B_{x,y,z}; C_{x,y,z}; D_{x,y,z}; VR_{x,y,z}**: A, B, C, D are numerical linearization parameters assessed based on the data of power sweep for specific modulation signal. The parameters do not depend on frequency nor media. VR is the maximum calibration range expressed in RMS voltage across the diode.
- ConvF and Boundary Effect Parameters**: Assessed in flat phantom using E-field (or Temperature Transfer Standard for $f \leq 800$ MHz) and inside waveguide using analytical field distributions based on power measurements for $f > 800$ MHz. The same setups are used for assessment of the parameters applied for boundary compensation (alpha, depth) of which typical uncertainty values are given. These parameters are used in DASY4 software to improve probe accuracy close to the boundary. The sensitivity in TSL corresponds to NORM_{x,y,z} * ConvF whereby the uncertainty corresponds to that given for ConvF. A frequency dependent ConvF is used in DASY version 4.4 and higher which allows extending the validity from ± 50 MHz to ± 100 MHz.
- Spherical isotropy (3D deviation from isotropy)**: in a field of low gradients realized using a flat phantom exposed by a patch antenna.
- Sensor Offset**: The sensor offset corresponds to the offset of virtual measurement center from the probe tip (on probe axis). No tolerance required.
- Connector Angle**: The angle is assessed using the information gained by determining the NORM_x (no uncertainty required).

Certificate No: EX3-7466_Jul17

Page 2 of 11

Unless otherwise stated the results shown in this test report refer only to the sample(s) tested and such sample(s) are retained for 90 days only.

除非另有說明，此報告結果僅對測試之樣品負責，同時此樣品僅保留90天。本報告未經本公司書面許可，不可部份複製。

This document is issued by the Company subject to its General Conditions of Service printed overleaf, available on request or accessible at www.sgs.com/terms_and_conditions.htm and, for electronic format documents, subject to Terms and Conditions for Electronic Documents at www.sgs.com/terms_e-document.htm. Attention is drawn to the limitation of liability, indemnification and jurisdiction issues defined therein. Any holder of this document is advised that information contained hereon reflects the Company's findings at the time of its intervention only and within the limits of Client's instructions, if any. The Company's sole responsibility is to its Client and this document does not exonerate parties to a transaction from exercising all their rights and obligations under the transaction documents. This document cannot be reproduced except in full, without prior written approval of the Company. Any unauthorized alteration, forgery or falsification of the content or appearance of this document is unlawful and offenders may be prosecuted to the fullest extent of the law.

SGS Taiwan Ltd.

No.134,Wu Kung Road, New Taipei Industrial Park, Wuku District, New Taipei City, Taiwan 24803/新北市五股區新北產業園區五工路 134 號

台灣檢驗科技股份有限公司

t (886-2) 2299-3279

f (886-2) 2298-0488

www.tw.sgs.com

Member of SGS Group

Probe EX3DV4

SN:7466

Manufactured: October 25, 2016
Calibrated: July 4, 2017

Calibrated for DASY/EASY Systems
(Note: non-compatible with DASY2 system!)

Unless otherwise stated the results shown in this test report refer only to the sample(s) tested and such sample(s) are retained for 90 days only.

除非另有說明，此報告結果僅對測試之樣品負責，同時此樣品僅保留90天。本報告未經本公司書面許可，不可部份複製。

This document is issued by the Company subject to its General Conditions of Service printed overleaf, available on request or accessible at www.sgs.com/terms_and_conditions.htm and, for electronic format documents, subject to Terms and Conditions for Electronic Documents at www.sgs.com/terms_e-document.htm. Attention is drawn to the limitation of liability, indemnification and jurisdiction issues defined therein. Any holder of this document is advised that information contained hereon reflects the Company's findings at the time of its intervention only and within the limits of Client's instructions, if any. The Company's sole responsibility is to its Client and this document does not exonerate parties to a transaction from exercising all their rights and obligations under the transaction documents. This document cannot be reproduced except in full, without prior written approval of the Company. Any unauthorized alteration, forgery or falsification of the content or appearance of this document is unlawful and offenders may be prosecuted to the fullest extent of the law.

EX3DV4- SN:7466

July 4, 2017

DASY/EASY - Parameters of Probe: EX3DV4 - SN:7466**Basic Calibration Parameters**

| | Sensor X | Sensor Y | Sensor Z | Unc (k=2) |
|---|----------|----------|----------|-----------|
| Norm ($\mu\text{V}/(\text{V}/\text{m})^2$) ^A | 0.46 | 0.40 | 0.63 | ± 10.1 % |
| DCP (mV) ^B | 96.7 | 100.3 | 93.7 | |

Modulation Calibration Parameters

| UID | Communication System Name | | A dB | B dB $\sqrt{\mu\text{V}}$ | C | D dB | VR mV | Unc ^C (k=2) |
|-----|---------------------------|---|---------|------------------------------|-----|---------|----------|---------------------------|
| 0 | CW | X | 0.0 | 0.0 | 1.0 | 0.00 | 145.9 | ±3.0 % |
| | | Y | 0.0 | 0.0 | 1.0 | | 148.6 | |
| | | Z | 0.0 | 0.0 | 1.0 | | 130.0 | |

The reported uncertainty of measurement is stated as the standard uncertainty of measurement multiplied by the coverage factor k=2, which for a normal distribution corresponds to a coverage probability of approximately 95%.

^A The uncertainties of Norm X,Y,Z do not affect the E²-field uncertainty inside TSL (see Pages 5 and 6).

^B Numerical linearization parameter: uncertainty not required.

^C Uncertainty is determined using the max. deviation from linear response applying rectangular distribution and is expressed for the square of the field value.

Unless otherwise stated the results shown in this test report refer only to the sample(s) tested and such sample(s) are retained for 90 days only.

除非另有說明，此報告結果僅對測試之樣品負責，同時此樣品僅保留90天。本報告未經本公司書面許可，不可部份複製。

This document is issued by the Company subject to its General Conditions of Service printed overleaf, available on request or accessible at www.sgs.com/terms_and_conditions.htm and, for electronic format documents, subject to Terms and Conditions for Electronic Documents at www.sgs.com/terms_e-document.htm. Attention is drawn to the limitation of liability, indemnification and jurisdiction issues defined therein. Any holder of this document is advised that information contained hereon reflects the Company's findings at the time of its intervention only and within the limits of Client's instructions, if any. The Company's sole responsibility is to its Client and this document does not exonerate parties to a transaction from exercising all their rights and obligations under the transaction documents. This document cannot be reproduced except in full, without prior written approval of the Company. Any unauthorized alteration, forgery or falsification of the content or appearance of this document is unlawful and offenders may be prosecuted to the fullest extent of the law.

EX3DV4- SN:7466

July 4, 2017

DASY/EASY - Parameters of Probe: EX3DV4 - SN:7466**Calibration Parameter Determined in Head Tissue Simulating Media**

| f (MHz) ^C | Relative Permittivity ^F | Conductivity (S/m) ^F | ConvF X | ConvF Y | ConvF Z | Alpha ^G | Depth (mm) ^G | Unc (k=2) |
|----------------------|------------------------------------|---------------------------------|---------|---------|---------|--------------------|-------------------------|-----------|
| 835 | 41.5 | 0.90 | 10.20 | 10.20 | 10.20 | 0.60 | 0.84 | ± 12.0 % |
| 900 | 41.5 | 0.97 | 9.95 | 9.95 | 9.95 | 0.42 | 0.94 | ± 12.0 % |
| 1750 | 40.1 | 1.37 | 8.84 | 8.84 | 8.84 | 0.34 | 0.80 | ± 12.0 % |
| 1900 | 40.0 | 1.40 | 8.52 | 8.52 | 8.52 | 0.35 | 0.80 | ± 12.0 % |
| 2000 | 40.0 | 1.40 | 8.47 | 8.47 | 8.47 | 0.35 | 0.80 | ± 12.0 % |
| 2450 | 39.2 | 1.80 | 7.81 | 7.81 | 7.81 | 0.35 | 0.99 | ± 12.0 % |
| 2600 | 39.0 | 1.96 | 7.58 | 7.58 | 7.58 | 0.37 | 0.95 | ± 12.0 % |
| 5200 | 36.0 | 4.66 | 5.81 | 5.81 | 5.81 | 0.35 | 1.80 | ± 13.1 % |
| 5300 | 35.9 | 4.76 | 5.56 | 5.56 | 5.56 | 0.35 | 1.80 | ± 13.1 % |
| 5600 | 35.5 | 5.07 | 4.98 | 4.98 | 4.98 | 0.40 | 1.80 | ± 13.1 % |
| 5800 | 35.3 | 5.27 | 5.17 | 5.17 | 5.17 | 0.40 | 1.80 | ± 13.1 % |

^C Frequency validity above 300 MHz of ± 100 MHz only applies for DASY v4.4 and higher (see Page 2), else it is restricted to ± 50 MHz. The uncertainty is the RSS of the ConvF uncertainty at calibration frequency and the uncertainty for the indicated frequency band. Frequency validity below 300 MHz is ± 10, 25, 40, 50 and 70 MHz for ConvF assessments at 30, 64, 128, 150 and 220 MHz respectively. Above 5 GHz frequency validity can be extended to ± 110 MHz.

^F At frequencies below 3 GHz, the validity of tissue parameters (ϵ and σ) can be relaxed to ± 10% if liquid compensation formula is applied to measured SAR values. At frequencies above 3 GHz, the validity of tissue parameters (ϵ and σ) is restricted to ± 5%. The uncertainty is the RSS of the ConvF uncertainty for indicated target tissue parameters.

^G Alpha/Depth are determined during calibration. SPEAG warrants that the remaining deviation due to the boundary effect after compensation is always less than ± 1% for frequencies below 3 GHz and below ± 2% for frequencies between 3-6 GHz at any distance larger than half the probe tip diameter from the boundary.

Unless otherwise stated the results shown in this test report refer only to the sample(s) tested and such sample(s) are retained for 90 days only.

除非另有說明，此報告結果僅對測試之樣品負責，同時此樣品僅保留90天。本報告未經本公司書面許可，不可部份複製。

This document is issued by the Company subject to its General Conditions of Service printed overleaf, available on request or accessible at www.sgs.com/terms_and_conditions.htm and, for electronic format documents, subject to Terms and Conditions for Electronic Documents at www.sgs.com/terms_e-document.htm. Attention is drawn to the limitation of liability, indemnification and jurisdiction issues defined therein. Any holder of this document is advised that information contained hereon reflects the Company's findings at the time of its intervention only and within the limits of Client's instructions, if any. The Company's sole responsibility is to its Client and this document does not exonerate parties to a transaction from exercising all their rights and obligations under the transaction documents. This document cannot be reproduced except in full, without prior written approval of the Company. Any unauthorized alteration, forgery or falsification of the content or appearance of this document is unlawful and offenders may be prosecuted to the fullest extent of the law.

EX3DV4- SN:7466

July 4, 2017

DASY/EASY - Parameters of Probe: EX3DV4 - SN:7466**Calibration Parameter Determined in Body Tissue Simulating Media**

| f (MHz) ^C | Relative Permittivity ^F | Conductivity (S/m) ^F | ConvF X | ConvF Y | ConvF Z | Alpha ^G | Depth ^G (mm) | Unc (k=2) |
|----------------------|------------------------------------|---------------------------------|---------|---------|---------|--------------------|-------------------------|-----------|
| 835 | 55.2 | 0.97 | 10.24 | 10.24 | 10.24 | 0.39 | 0.96 | ± 12.0 % |
| 900 | 55.0 | 1.05 | 10.06 | 10.06 | 10.06 | 0.34 | 1.01 | ± 12.0 % |
| 1750 | 53.4 | 1.49 | 8.52 | 8.52 | 8.52 | 0.39 | 0.87 | ± 12.0 % |
| 1900 | 53.3 | 1.52 | 8.14 | 8.14 | 8.14 | 0.34 | 0.91 | ± 12.0 % |
| 2000 | 53.3 | 1.52 | 8.30 | 8.30 | 8.30 | 0.33 | 0.94 | ± 12.0 % |
| 2450 | 52.7 | 1.95 | 7.94 | 7.94 | 7.94 | 0.28 | 1.10 | ± 12.0 % |
| 2600 | 52.5 | 2.16 | 7.66 | 7.66 | 7.66 | 0.27 | 1.15 | ± 12.0 % |
| 5200 | 49.0 | 5.30 | 5.20 | 5.20 | 5.20 | 0.40 | 1.90 | ± 13.1 % |
| 5300 | 48.9 | 5.42 | 5.10 | 5.10 | 5.10 | 0.40 | 1.90 | ± 13.1 % |
| 5600 | 48.5 | 5.77 | 4.27 | 4.27 | 4.27 | 0.50 | 1.90 | ± 13.1 % |
| 5800 | 48.2 | 6.00 | 4.48 | 4.48 | 4.48 | 0.50 | 1.90 | ± 13.1 % |

^C Frequency validity above 300 MHz of ± 100 MHz only applies for DASY v4.4 and higher (see Page 2), else it is restricted to ± 50 MHz. The uncertainty is the RSS of the ConvF uncertainty at calibration frequency and the uncertainty for the indicated frequency band. Frequency validity below 300 MHz is ± 10, 25, 40, 50 and 70 MHz for ConvF assessments at 30, 64, 128, 150 and 220 MHz respectively. Above 5 GHz frequency validity can be extended to ± 110 MHz.

^F At frequencies below 3 GHz, the validity of tissue parameters (ϵ and σ) can be relaxed to ± 10% if liquid compensation formula is applied to measured SAR values. At frequencies above 3 GHz, the validity of tissue parameters (ϵ and σ) is restricted to ± 5%. The uncertainty is the RSS of the ConvF uncertainty for indicated target tissue parameters.

^G Alpha/Depth are determined during calibration. SPEAG warrants that the remaining deviation due to the boundary effect after compensation is always less than ± 1% for frequencies below 3 GHz and below ± 2% for frequencies between 3-6 GHz at any distance larger than half the probe tip diameter from the boundary.

Unless otherwise stated the results shown in this test report refer only to the sample(s) tested and such sample(s) are retained for 90 days only.

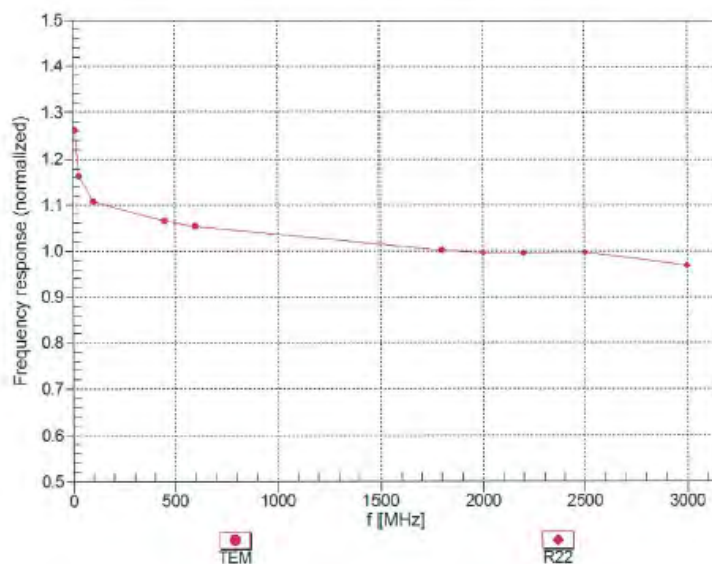
除非另有說明，此報告結果僅對測試之樣品負責，同時此樣品僅保留90天。本報告未經本公司書面許可，不可部份複製。

This document is issued by the Company subject to its General Conditions of Service printed overleaf, available on request or accessible at www.sgs.com/terms_and_conditions.htm and, for electronic format documents, subject to Terms and Conditions for Electronic Documents at www.sgs.com/terms_e-document.htm. Attention is drawn to the limitation of liability, indemnification and jurisdiction issues defined therein. Any holder of this document is advised that information contained hereon reflects the Company's findings at the time of its intervention only and within the limits of Client's instructions, if any. The Company's sole responsibility is to its Client and this document does not exonerate parties to a transaction from exercising all their rights and obligations under the transaction documents. This document cannot be reproduced except in full, without prior written approval of the Company. Any unauthorized alteration, forgery or falsification of the content or appearance of this document is unlawful and offenders may be prosecuted to the fullest extent of the law.

EX3DV4- SN:7466

July 4, 2017

Frequency Response of E-Field (TEM-Cell:ifi110 EXX, Waveguide: R22)



Uncertainty of Frequency Response of E-field: $\pm 6.3\%$ (k=2)

Certificate No: EX3-7466_Jul17

Page 7 of 11

Unless otherwise stated the results shown in this test report refer only to the sample(s) tested and such sample(s) are retained for 90 days only.

除非另有說明，此報告結果僅對測試之樣品負責，同時此樣品僅保留90天。本報告未經本公司書面許可，不可部份複製。

This document is issued by the Company subject to its General Conditions of Service printed overleaf, available on request or accessible at www.sgs.com/terms_and_conditions.htm and, for electronic format documents, subject to Terms and Conditions for Electronic Documents at www.sgs.com/terms_e-document.htm. Attention is drawn to the limitation of liability, indemnification and jurisdiction issues defined therein. Any holder of this document is advised that information contained hereon reflects the Company's findings at the time of its intervention only and within the limits of Client's instructions, if any. The Company's sole responsibility is to its Client and this document does not exonerate parties to a transaction from exercising all their rights and obligations under the transaction documents. This document cannot be reproduced except in full, without prior written approval of the Company. Any unauthorized alteration, forgery or falsification of the content or appearance of this document is unlawful and offenders may be prosecuted to the fullest extent of the law.

SGS Taiwan Ltd.

No.134,Wu Kung Road, New Taipei Industrial Park, Wuku District, New Taipei City, Taiwan 24803/新北市五股區新北產業園區五工路 134 號

台灣檢驗科技股份有限公司

t (886-2) 2299-3279

f (886-2) 2298-0488

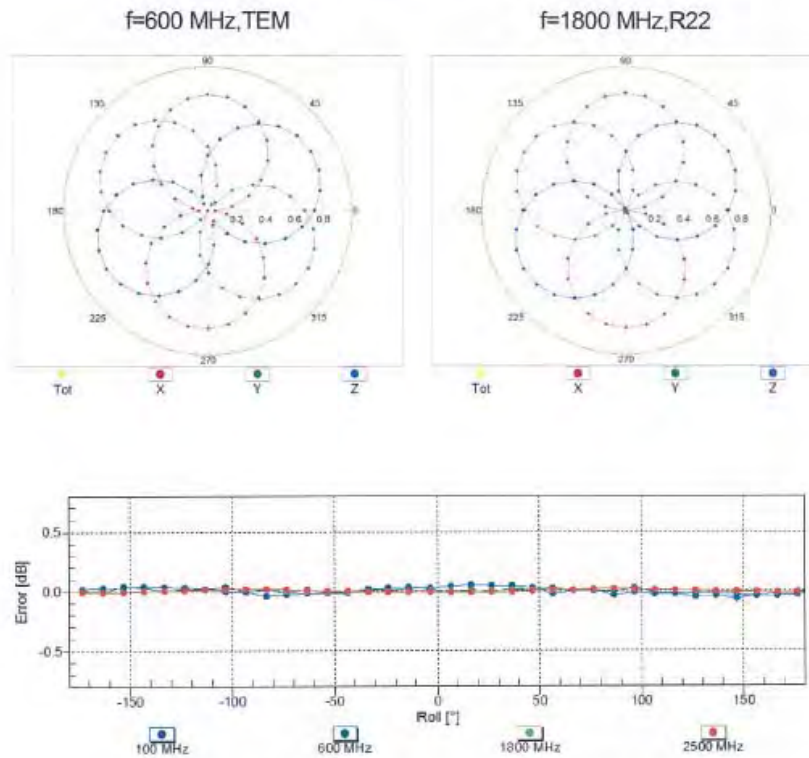
www.tw.sgs.com

Member of SGS Group

EX3DV4- SN:7466

July 4, 2017

Receiving Pattern (ϕ), $\theta = 0^\circ$



Uncertainty of Axial Isotropy Assessment: $\pm 0.5\%$ ($k=2$)

Certificate No: EX3-7466_Jul17

Page 8 of 11

Unless otherwise stated the results shown in this test report refer only to the sample(s) tested and such sample(s) are retained for 90 days only.

除非另有說明，此報告結果僅對測試之樣品負責，同時此樣品僅保留90天。本報告未經本公司書面許可，不可部份複製。

This document is issued by the Company subject to its General Conditions of Service printed overleaf, available on request or accessible at www.sgs.com/terms_and_conditions.htm and, for electronic format documents, subject to Terms and Conditions for Electronic Documents at www.sgs.com/terms_e-document.htm. Attention is drawn to the limitation of liability, indemnification and jurisdiction issues defined therein. Any holder of this document is advised that information contained hereon reflects the Company's findings at the time of its intervention only and within the limits of Client's instructions, if any. The Company's sole responsibility is to its Client and this document does not exonerate parties to a transaction from exercising all their rights and obligations under the transaction documents. This document cannot be reproduced except in full, without prior written approval of the Company. Any unauthorized alteration, forgery or falsification of the content or appearance of this document is unlawful and offenders may be prosecuted to the fullest extent of the law.

SGS Taiwan Ltd.

台灣檢驗科技股份有限公司

No.134,Wu Kung Road, New Taipei Industrial Park, Wuku District, New Taipei City, Taiwan 24803/新北市五股區新北產業園區五工路 134 號

t (886-2) 2299-3279

f (886-2) 2298-0488

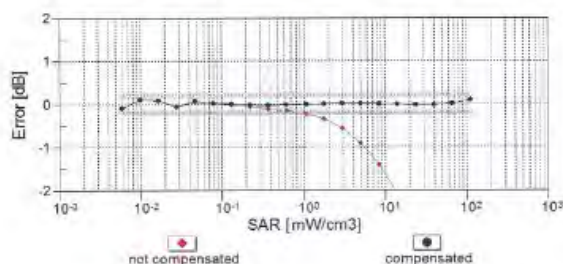
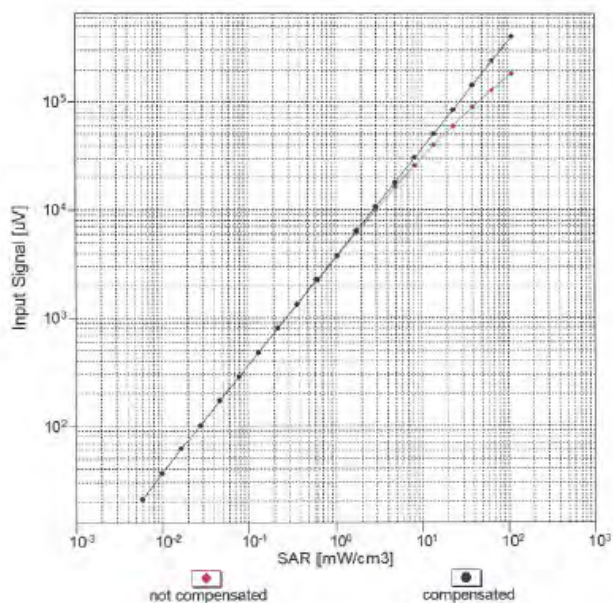
www.tw.sgs.com

Member of SGS Group

EX3DV4-SN:7466

July 4, 2017

Dynamic Range $f(\text{SAR}_{\text{head}})$ (TEM cell, $f_{\text{eval}} = 1900 \text{ MHz}$)



Uncertainty of Linearity Assessment: $\pm 0.6\%$ ($k=2$)

Certificate No: EX3-7466_Jul17

Page 9 of 11

Unless otherwise stated the results shown in this test report refer only to the sample(s) tested and such sample(s) are retained for 90 days only.

除非另有說明，此報告結果僅對測試之樣品負責，同時此樣品僅保留90天。本報告未經本公司書面許可，不可部份複製。

This document is issued by the Company subject to its General Conditions of Service printed overleaf, available on request or accessible at www.sgs.com/terms_and_conditions.htm and, for electronic format documents, subject to Terms and Conditions for Electronic Documents at www.sgs.com/terms_e-document.htm. Attention is drawn to the limitation of liability, indemnification and jurisdiction issues defined therein. Any holder of this document is advised that information contained hereon reflects the Company's findings at the time of its intervention only and within the limits of Client's instructions, if any. The Company's sole responsibility is to its Client and this document does not exonerate parties to a transaction from exercising all their rights and obligations under the transaction documents. This document cannot be reproduced except in full, without prior written approval of the Company. Any unauthorized alteration, forgery or falsification of the content or appearance of this document is unlawful and offenders may be prosecuted to the fullest extent of the law.

SGS Taiwan Ltd.

No.134, Wu Kung Road, New Taipei Industrial Park, Wuku District, New Taipei City, Taiwan 24803/新北市五股區新北產業園區五工路 134 號

台灣檢驗科技股份有限公司

t (886-2) 2299-3279

f (886-2) 2298-0488

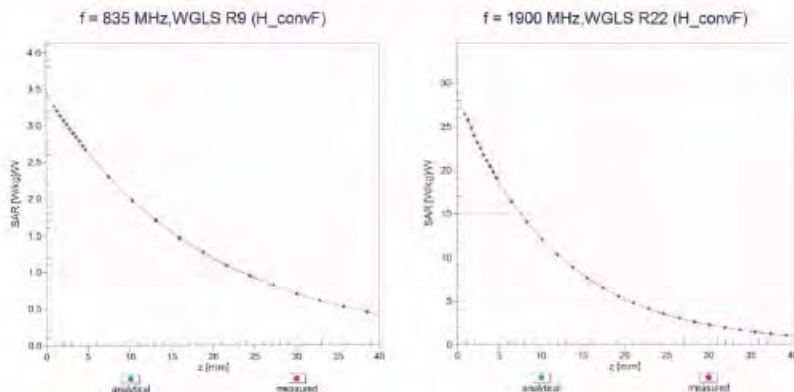
www.tw.sgs.com

Member of SGS Group

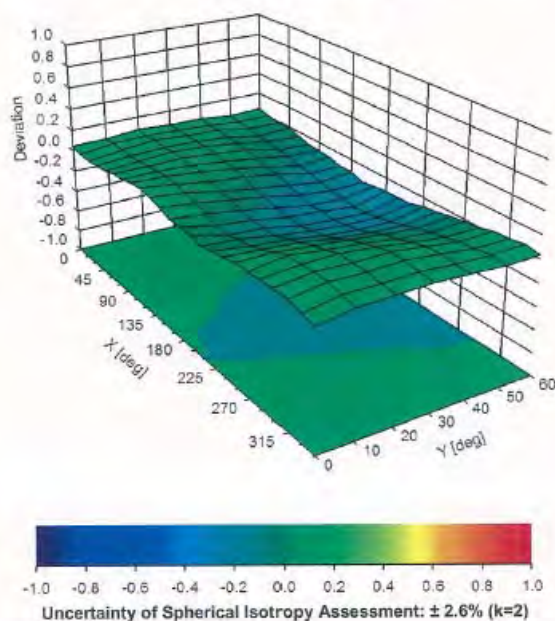
EX3DV4- SN:7466

July 4, 2017

Conversion Factor Assessment



Deviation from Isotropy in Liquid Error (ϕ , θ), $f = 900$ MHz



Certificate No: EX3-7466_Jul17

Page 10 of 11

Unless otherwise stated the results shown in this test report refer only to the sample(s) tested and such sample(s) are retained for 90 days only.

除非另有說明，此報告結果僅對測試之樣品負責，同時此樣品僅保留90天。本報告未經本公司書面許可，不可部份複製。

This document is issued by the Company subject to its General Conditions of Service printed overleaf, available on request or accessible at www.sgs.com/terms_and_conditions.htm and, for electronic format documents, subject to Terms and Conditions for Electronic Documents at www.sgs.com/terms_e-document.htm. Attention is drawn to the limitation of liability, indemnification and jurisdiction issues defined therein. Any holder of this document is advised that information contained hereon reflects the Company's findings at the time of its intervention only and within the limits of Client's instructions, if any. The Company's sole responsibility is to its Client and this document does not exonerate parties to a transaction from exercising all their rights and obligations under the transaction documents. This document cannot be reproduced except in full, without prior written approval of the Company. Any unauthorized alteration, forgery or falsification of the content or appearance of this document is unlawful and offenders may be prosecuted to the fullest extent of the law.

SGS Taiwan Ltd.

No.134,Wu Kung Road, New Taipei Industrial Park, Wuku District, New Taipei City, Taiwan 24803/新北市五股區新北產業園區五工路 134 號

台灣檢驗科技股份有限公司

t (886-2) 2299-3279

f (886-2) 2298-0488

www.tw.sgs.com

Member of SGS Group

EX3DV4- SN:7466

July 4, 2017

DASY/EASY - Parameters of Probe: EX3DV4 - SN:7466

Other Probe Parameters

| | |
|---|------------|
| Sensor Arrangement | Triangular |
| Connector Angle (°) | -3.3 |
| Mechanical Surface Detection Mode | enabled |
| Optical Surface Detection Mode | disabled |
| Probe Overall Length | 337 mm |
| Probe Body Diameter | 10 mm |
| Tip Length | 9 mm |
| Tip Diameter | 2.5 mm |
| Probe Tip to Sensor X Calibration Point | 1 mm |
| Probe Tip to Sensor Y Calibration Point | 1 mm |
| Probe Tip to Sensor Z Calibration Point | 1 mm |
| Recommended Measurement Distance from Surface | 1.4 mm |

Unless otherwise stated the results shown in this test report refer only to the sample(s) tested and such sample(s) are retained for 90 days only.

除非另有說明，此報告結果僅對測試之樣品負責，同時此樣品僅保留90天。本報告未經本公司書面許可，不可部份複製。

This document is issued by the Company subject to its General Conditions of Service printed overleaf, available on request or accessible at www.sgs.com/terms_and_conditions.htm and, for electronic format documents, subject to Terms and Conditions for Electronic Documents at www.sgs.com/terms_e-document.htm. Attention is drawn to the limitation of liability, indemnification and jurisdiction issues defined therein. Any holder of this document is advised that information contained hereon reflects the Company's findings at the time of its intervention only and within the limits of Client's instructions, if any. The Company's sole responsibility is to its Client and this document does not exonerate parties to a transaction from exercising all their rights and obligations under the transaction documents. This document cannot be reproduced except in full, without prior written approval of the Company. Any unauthorized alteration, forgery or falsification of the content or appearance of this document is unlawful and offenders may be prosecuted to the fullest extent of the law.

8. Uncertainty Budget

Measurement Uncertainty evaluation template for DUT SAR test (3-6G)

| A | c | D | e | | f | g | h=c * f / e | i=c * g / e | k |
|---|---------------------------|----------------------------|-----|-----------|---------|----------|-------------------------|-------------------------|-------------|
| Source of Uncertainty | Tolerance/ Uncertainty | Probability Distributio | Div | Div Value | ci (1g) | ci (10g) | Standard uncertainty | Standard uncertainty | vi, or Veff |
| Measurement system | | | | | | | | | |
| Probe calibration | 6.55% | N | 1 | 1 | 1 | 1 | 6.55% | 6.55% | ∞ |
| Isotropy , Axial | 3.50% | R | √3 | 1.732 | 1 | 1 | 2.02% | 2.02% | ∞ |
| Isotropy, Hemispherical | 9.60% | R | √3 | 1.732 | 1 | 1 | 5.54% | 5.54% | ∞ |
| Modulation Response | 2.40% | R | √3 | 1.732 | 1 | 1 | 1.40% | 1.40% | ∞ |
| Boundary Effect | 1.00% | R | √3 | 1.732 | 1 | 1 | 0.58% | 0.58% | ∞ |
| Linearity | 4.70% | R | √3 | 1.732 | 1 | 1 | 2.71% | 2.71% | ∞ |
| Detection Limits | 1.00% | R | √3 | 1.732 | 1 | 1 | 0.58% | 0.58% | ∞ |
| Readout Electronics | 0.30% | N | 1 | 1 | 1 | 1 | 0.30% | 0.30% | ∞ |
| Response time | 0.80% | R | √3 | 1.732 | 1 | 1 | 0.46% | 0.46% | ∞ |
| Integration Time | 2.60% | R | √3 | 1.732 | 1 | 1 | 1.50% | 1.50% | ∞ |
| Measurement drift (class A evaluation) | 1.75% | R | √3 | 1.732 | 1 | 1 | 1.01% | 1.01% | ∞ |
| RF ambient condition - noise | 3.00% | R | √3 | 1.732 | 1 | 1 | 1.73% | 1.73% | ∞ |
| RF ambient conditions - reflections | 3.00% | R | √3 | 1.732 | 1 | 1 | 1.73% | 1.73% | ∞ |
| Probe positioner Mechanical restrictions | 0.40% | R | √3 | 1.732 | 1 | 1 | 0.23% | 0.23% | ∞ |
| Probe Positioning with respect to phantom shell | 2.90% | R | √3 | 1.732 | 1 | 1 | 1.67% | 1.67% | ∞ |
| Post-processing | 1.00% | R | √3 | 1.732 | 1 | 1 | 0.58% | 0.58% | ∞ |
| Max SAR Eval | 1.00% | R | √3 | 1.732 | 1 | 1 | 0.58% | 0.58% | ∞ |
| Test Sample related | | | | | | | | | |
| Test sample positioning | 2.90% | N | 1 | 1 | 1 | 1 | 2.90% | 2.90% | M-1 |
| Device Holder Uncertainty | 3.60% | N | 1 | 1 | 1 | 1 | 3.60% | 3.60% | M-1 |
| Drift of output power | 5.00% | R | √3 | 1.732 | 1 | 1 | 2.89% | 2.89% | ∞ |
| Phantom and Setup | | | | | | | | | |
| Phantom Uncertainty | 4.00% | R | √3 | 1.732 | 1 | 1 | 2.31% | 2.31% | ∞ |
| Liquid permittivity (mea.) | 2.80% | N | 1 | 1 | 0.64 | 0.43 | 1.79% | 1.20% | M |
| Liquid Conductivity (mea.) | 2.84% | N | 1 | 1 | 0.6 | 0.49 | 1.70% | 1.39% | M |
| Combined standard uncertainty | | RSS | | | | | 11.97% | 11.85% | |
| Expant uncertainty (95% confidence interval), K=2 | | | | | | | 23.95% | 23.70% | |

Unless otherwise stated the results shown in this test report refer only to the sample(s) tested and such sample(s) are retained for 90 days only.

除非另有說明，此報告結果僅對測試之樣品負責，同時此樣品僅保留90天。本報告未經本公司書面許可，不可部份複製。

This document is issued by the Company subject to its General Conditions of Service printed overleaf, available on request or accessible at www.sgs.com/terms_and_conditions.htm and, for electronic format documents, subject to Terms and Conditions for Electronic Documents at www.sgs.com/terms_e-document.htm. Attention is drawn to the limitation of liability, indemnification and jurisdiction issues defined therein. Any holder of this document is advised that information contained hereon reflects the Company's findings at the time of its intervention only and within the limits of Client's instructions, if any. The Company's sole responsibility is to its Client and this document does not exonerate parties to a transaction from exercising all their rights and obligations under the transaction documents. This document cannot be reproduced except in full, without prior written approval of the Company. Any unauthorized alteration, forgery or falsification of the content or appearance of this document is unlawful and offenders may be prosecuted to the fullest extent of the law.

SGS Taiwan Ltd.

No.134,Wu Kung Road, New Taipei Industrial Park, Wuku District, New Taipei City, Taiwan 24803/新北市五股區新北產業園區五工路 134 號

台灣檢驗科技股份有限公司

t (886-2) 2299-3279

f (886-2) 2298-0488

www.tw.sgs.com

Member of SGS Group

Measurement Uncertainty evaluation template for DUT SAR test (0.3-3G)

| A | c | D | e | | f | g | h=c * f / e | i=c * g / e | k |
|---|---------------------------|----------------------------|------------|-----------|---------|----------|-------------------------|-------------------------|-------------|
| Source of Uncertainty | Tolerance/ Uncertainty | Probability Distributio | Div | Div Value | ci (1g) | ci (10g) | Standard uncertainty | Standard uncertainty | vi, or Veff |
| Measurement system | | | | | | | | | |
| Probe calibration | 6.00% | N | 1 | 1 | 1 | 1 | 6.00% | 6.00% | ∞ |
| <i>Isotropy, Axial</i> | 3.50% | R | $\sqrt{3}$ | 1.732 | 1 | 1 | 2.02% | 2.02% | ∞ |
| <i>Isotropy, Hemispherical</i> | 9.60% | R | $\sqrt{3}$ | 1.732 | 1 | 1 | 5.54% | 5.54% | ∞ |
| Modulation Response | 2.40% | R | $\sqrt{3}$ | 1.732 | 1 | 1 | 1.40% | 1.40% | ∞ |
| Boundary Effect | 1.00% | R | $\sqrt{3}$ | 1.732 | 1 | 1 | 0.58% | 0.58% | ∞ |
| Linearity | 4.70% | R | $\sqrt{3}$ | 1.732 | 1 | 1 | 2.71% | 2.71% | ∞ |
| Detection Limits | 1.00% | R | $\sqrt{3}$ | 1.732 | 1 | 1 | 0.58% | 0.58% | ∞ |
| Readout Electronics | 0.30% | N | 1 | 1 | 1 | 1 | 0.30% | 0.30% | ∞ |
| Response time | 0.80% | R | $\sqrt{3}$ | 1.732 | 1 | 1 | 0.46% | 0.46% | ∞ |
| Integration Time | 2.60% | R | $\sqrt{3}$ | 1.732 | 1 | 1 | 1.50% | 1.50% | ∞ |
| Measurement drift (class A evaluation) | 1.75% | R | $\sqrt{3}$ | 1.732 | 1 | 1 | 1.01% | 1.01% | ∞ |
| RF ambient condition - noise | 3.00% | R | $\sqrt{3}$ | 1.732 | 1 | 1 | 1.73% | 1.73% | ∞ |
| RF ambient conditions - reflections | 3.00% | R | $\sqrt{3}$ | 1.732 | 1 | 1 | 1.73% | 1.73% | ∞ |
| Probe positioner Mechanical restrictions | 0.40% | R | $\sqrt{3}$ | 1.732 | 1 | 1 | 0.23% | 0.23% | ∞ |
| Probe Positioning with respect to phantom shell | 2.90% | R | $\sqrt{3}$ | 1.732 | 1 | 1 | 1.67% | 1.67% | ∞ |
| Post-processing | 1.00% | R | $\sqrt{3}$ | 1.732 | 1 | 1 | 0.58% | 0.58% | ∞ |
| Max SAR Eval | 1.00% | R | $\sqrt{3}$ | 1.732 | 1 | 1 | 0.58% | 0.58% | ∞ |
| Test Sample related | | | | | | | | | |
| Test sample positioning | 2.90% | N | 1 | 1 | 1 | 1 | 2.90% | 2.90% | M-1 |
| Device Holder Uncertainty | 3.60% | N | 1 | 1 | 1 | 1 | 3.60% | 3.60% | M-1 |
| Drift of output power | 5.00% | R | $\sqrt{3}$ | 1.732 | 1 | 1 | 2.89% | 2.89% | ∞ |
| Phantom and Setup | | | | | | | | | |
| Phantom Uncertainty | 4.00% | R | $\sqrt{3}$ | 1.732 | 1 | 1 | 2.31% | 2.31% | ∞ |
| Liquid permittivity (mea.) | 3.75% | N | 1 | 1 | 0.64 | 0.43 | 2.40% | 1.61% | M |
| Liquid Conductivity (mea.) | 1.33% | N | 1 | 1 | 0.6 | 0.49 | 0.80% | 0.65% | M |
| Combined standard uncertainty | | RSS | | | | | 11.69% | 11.54% | |
| Expant uncertainty (95% confidence interval), K=2 | | | | | | | 23.39% | 23.08% | |

Unless otherwise stated the results shown in this test report refer only to the sample(s) tested and such sample(s) are retained for 90 days only.

除非另有說明，此報告結果僅對測試之樣品負責，同時此樣品僅保留90天。本報告未經本公司書面許可，不可部份複製。

This document is issued by the Company subject to its General Conditions of Service printed overleaf, available on request or accessible at www.sgs.com/terms_and_conditions.htm and, for electronic format documents, subject to Terms and Conditions for Electronic Documents at www.sgs.com/terms_e-document.htm. Attention is drawn to the limitation of liability, indemnification and jurisdiction issues defined therein. Any holder of this document is advised that information contained hereon reflects the Company's findings at the time of its intervention only and within the limits of Client's instructions, if any. The Company's sole responsibility is to its Client and this document does not exonerate parties to a transaction from exercising all their rights and obligations under the transaction documents. This document cannot be reproduced except in full, without prior written approval of the Company. Any unauthorized alteration, forgery or falsification of the content or appearance of this document is unlawful and offenders may be prosecuted to the fullest extent of the law.

SGS Taiwan Ltd.

No.134,Wu Kung Road, New Taipei Industrial Park, Wuku District, New Taipei City, Taiwan 24803/新北市五股區新北產業園區五工路 134 號

台灣檢驗科技股份有限公司

t (886-2) 2299-3279

f (886-2) 2298-0488

www.tw.sgs.com

Member of SGS Group

9. Phantom Description

Schmid & Partner Engineering AG

s p e a gZeughausstrasse 43, 8004 Zurich, Switzerland
Phone +41 44 245 9700, Fax +41 44 245 9779
info@speag.com, http://www.speag.com

Certificate of Conformity / First Article Inspection

| | |
|--------------|---|
| Item | Oval Flat Phantom ELI 5.0 |
| Type No | QD OVA 002 A |
| Series No | 1108 and higher |
| Manufacturer | Untersee Composites Knebelstrasse 8, CH-8268 Mannenbach, Switzerland |

Tests

Complete tests were made on the prototype units QD OVA 001 A, pre-series units QD OVA 001 B as well as on some series units QD OVA 001 B. Some tests are made on all series units QD OVA 002 A.

| Test | Requirement | Details | Units tested |
|----------------------|---|--|---------------------------|
| Shape | Internal dimensions, depth and sagging are compatible with standards | Bottom elliptical 600 x 400 mm, Depth 190 mm, dimension compliant with [1] for $f > 375$ MHz | Prototypes |
| Material thickness | Bottom: 2.0mm +/- 0.2mm | dimension compliant with [3] for $f > 800$ MHz | all |
| Material parameters | rel. permittivity 2 – 5, loss tangent ≤ 0.05 , at $f \leq 6$ GHz | rel. permittivity 3.5 +/- 0.5 loss tangent ≤ 0.05 | Material samples |
| Material resistivity | Compatibility with tissue simulating liquids | Compatible with SPEAG liquids. ** | Phantoms, Material sample |
| Sagging | Sagging of the flat section in tolerance when filled with tissue simulating liquid. | within tolerance for filling height up to 155 mm | Prototypes, samples |

** Note: Compatibility restrictions apply certain liquid components mentioned in the standard, containing e.g. DGBE, DGMHE or Triton X-100. Observe technical note on material compatibility.

Standards

- [1] OET Bulletin 65, Supplement C, "Evaluating Compliance with FCC Guidelines for Human Exposure to Radiofrequency Electromagnetic Fields", Edition 01-01
- [2] IEEE 1528-2003, "Recommended Practice for Determining the Peak Spatial-Average Specific Absorption Rate (SAR) in the Human Head from Wireless Communications Devices: Measurement Techniques, December 2003
- [3] IEC 62209-1 ed1.0, "Human exposure to radio frequency fields from hand-held and body-mounted wireless communication devices - Human models, instrumentation, and procedures - Part 1: Procedure to determine the specific absorption rate (SAR) for hand-held devices used in close proximity to the ear (frequency range of 300 MHz to 3 GHz)", 2005-02-18
- [4] IEC 62209-2 ed1.0, "Human exposure to radio frequency fields from hand-held and body-mounted wireless communication devices - Human models, instrumentation, and procedures - Part 2: Procedure to determine the specific absorption rate (SAR) for wireless communication devices used in close proximity to the human body (frequency range of 30 MHz to 6 GHz)", 2010-03-30

Conformity

Based on the sample tests above, we certify that this item is in compliance with the uncertainty requirements of body-worn SAR measurements and system performance checks as specified in [1 – 4] and further standards.

Date 25.7.2011

Signature / Stamp

s p e a gSchmid & Partner Engineering AG
Zeughausstrasse 43, 8004 Zurich, Switzerland
Phone +41 44 245 9700, Fax +41 44 245 9779
info@speag.com, http://www.speag.com

Doc No 881 – QD OVA 002 A - A

Page 1 (1)

Unless otherwise stated the results shown in this test report refer only to the sample(s) tested and such sample(s) are retained for 90 days only.

除非另有說明，此報告結果僅對測試之樣品負責，同時此樣品僅保留90天。本報告未經本公司書面許可，不可部份複製。

This document is issued by the Company subject to its General Conditions of Service printed overleaf, available on request or accessible at www.sgs.com/terms_and_conditions.htm and, for electronic format documents, subject to Terms and Conditions for Electronic Documents at www.sgs.com/terms_e-document.htm. Attention is drawn to the limitation of liability, indemnification and jurisdiction issues defined therein. Any holder of this document is advised that information contained hereon reflects the Company's findings at the time of its intervention only and within the limits of Client's instructions, if any. The Company's sole responsibility is to its Client and this document does not exonerate parties to a transaction from exercising all their rights and obligations under the transaction documents. This document cannot be reproduced except in full, without prior written approval of the Company. Any unauthorized alteration, forgery or falsification of the content or appearance of this document is unlawful and offenders may be prosecuted to the fullest extent of the law.

SGS Taiwan Ltd.

台灣檢驗科技股份有限公司

No.134,Wu Kung Road, New Taipei Industrial Park, Wuku District, New Taipei City, Taiwan 24803/新北市五股區新北產業園區五工路 134 號

t (886-2) 2299-3279

f (886-2) 2298-0488

www.tw.sgs.com

Member of SGS Group

10. System Validation from Original Equipment Supplier

Calibration Laboratory of
Schmid & Partner
Engineering AG
Zeughausstrasse 43, 8004 Zurich, Switzerland



S Schweizerischer Kalibrierdienst
C Service suisse d'étalonnage
S Servizio svizzero di taratura
S Swiss Calibration Service

Accredited by the Swiss Accreditation Service (SAS)

Accreditation No.: SCS 0108

The Swiss Accreditation Service is one of the signatories to the EA
Multilateral Agreement for the recognition of calibration certificates

Client SGS-TW (Auden)

Certificate No: D2450V2-727_Apr17

| CALIBRATION CERTIFICATE | | | |
|---|--|-----------------------------------|------------------------|
| Object | D2450V2 - SN: 727 | | |
| Calibration procedure(s) | QA CAL-05.v9 Calibration procedure for dipole validation kits above 700 MHz | | |
| Calibration date: | April 21, 2017 | | |
| This calibration certificate documents the traceability to national standards, which realize the physical units of measurements (SI). The measurements and the uncertainties with confidence probability are given on the following pages and are part of the certificate. | | | |
| All calibrations have been conducted in the closed laboratory facility; environment temperature (22 ± 3)°C and humidity < 70%. | | | |
| Calibration Equipment used (M&TE critical for calibration) | | | |
| Primary Standards | ID # | Cal Date (Certificate No.) | Scheduled Calibration |
| Power meter NRP | SN: 104778 | 04-Apr-17 (No. 217-02521/02522) | Apr-18 |
| Power sensor NRP-Z91 | SN: 103244 | 04-Apr-17 (No. 217-02521) | Apr-18 |
| Power sensor NRP-Z91 | SN: 103245 | 04-Apr-17 (No. 217-02522) | Apr-18 |
| Reference 20 dB Attenuator | SN: 5058 (20k) | 07-Apr-17 (No. 217-02528) | Apr-18 |
| Type-N mismatch combination | SN: 5047.2 / 06327 | 07-Apr-17 (No. 217-02529) | Apr-18 |
| Reference Probe EX3DV4 | SN: 7349 | 31-Dec-16 (No. EX9-7349_Dec16) | Dec-17 |
| DAE4 | SN: 601 | 28-Mar-17 (No. DAE4-601_Mar17) | Mar-18 |
| Secondary Standards | ID # | Check Date (in house) | Scheduled Check |
| Power meter EPM-442A | SN: GB37480704 | 07-Oct-15 (in house check Oct-16) | In house check: Oct-18 |
| Power sensor HP 8481A | SN: US37292783 | 07-Oct-15 (in house check Oct-16) | In house check: Oct-18 |
| Power sensor HP 8481A | SN: MY41092317 | 07-Oct-15 (in house check Oct-16) | In house check: Oct-18 |
| RF generator R&S SMT-06 | SN: 100972 | 15-Jun-15 (in house check Oct-16) | In house check: Oct-18 |
| Network Analyzer HP 8753E | SN: US37390585 | 19-Oct-01 (in house check Oct-16) | In house check: Oct-17 |
| Calibrated by: | Name Michael Weber | Function Laboratory Technician | Signature |
| Approved by: | Name Katja Pokovic | Technical Manager | |
| This calibration certificate shall not be reproduced except in full without written approval of the laboratory. | | | Issued: April 21, 2017 |

Certificate No: D2450V2-727_Apr17

Page 1 of 8

Unless otherwise stated the results shown in this test report refer only to the sample(s) tested and such sample(s) are retained for 90 days only.

除非另有說明，此報告結果僅對測試之樣品負責，同時此樣品僅保留90天。本報告未經本公司書面許可，不可部份複製。

This document is issued by the Company subject to its General Conditions of Service printed overleaf, available on request or accessible at www.sgs.com/terms_and_conditions.htm and, for electronic format documents, subject to Terms and Conditions for Electronic Documents at www.sgs.com/terms_e-document.htm. Attention is drawn to the limitation of liability, indemnification and jurisdiction issues defined therein. Any holder of this document is advised that information contained hereon reflects the Company's findings at the time of its intervention only and within the limits of Client's instructions, if any. The Company's sole responsibility is to its Client and this document does not exonerate parties to a transaction from exercising all their rights and obligations under the transaction documents. This document cannot be reproduced except in full, without prior written approval of the Company. Any unauthorized alteration, forgery or falsification of the content or appearance of this document is unlawful and offenders may be prosecuted to the fullest extent of the law.

SGS Taiwan Ltd.

No.134,Wu Kung Road, New Taipei Industrial Park, Wuku District, New Taipei City, Taiwan 24803/新北市五股區新北產業園區五工路 134 號

台灣檢驗科技股份有限公司

t (886-2) 2299-3279

f (886-2) 2298-0488

www.tw.sgs.com

Member of SGS Group

Calibration Laboratory of
Schmid & Partner
Engineering AG
Zeughausstrasse 43, 8004 Zurich, Switzerland



S Schweizerischer Kalibrierdienst
C Service suisse d'étalonnage
S Servizio svizzero di taratura
S Swiss Calibration Service

Accredited by the Swiss Accreditation Service (SAS)
The Swiss Accreditation Service is one of the signatories to the EA
Multilateral Agreement for the recognition of calibration certificates

Accreditation No.: SCS 0108

Glossary:

TSL tissue simulating liquid
ConvF sensitivity in TSL / NORM x,y,z
N/A not applicable or not measured

Calibration is Performed According to the Following Standards:

- IEEE Std 1528-2013, "IEEE Recommended Practice for Determining the Peak Spatial-Averaged Specific Absorption Rate (SAR) in the Human Head from Wireless Communications Devices: Measurement Techniques", June 2013
- IEC 62209-1, "Procedure to measure the Specific Absorption Rate (SAR) for hand-held devices used in close proximity to the ear (frequency range of 300 MHz to 3 GHz)", February 2005
- IEC 62209-2, "Procedure to determine the Specific Absorption Rate (SAR) for wireless communication devices used in close proximity to the human body (frequency range of 30 MHz to 6 GHz)", March 2010
- KDB 865664, "SAR Measurement Requirements for 100 MHz to 6 GHz"

Additional Documentation:

- DASY4/5 System Handbook

Methods Applied and Interpretation of Parameters:

- Measurement Conditions:** Further details are available from the Validation Report at the end of the certificate. All figures stated in the certificate are valid at the frequency indicated.
- Antenna Parameters with TSL:** The dipole is mounted with the spacer to position its feed point exactly below the center marking of the flat phantom section, with the arms oriented parallel to the body axis.
- Feed Point Impedance and Return Loss:** These parameters are measured with the dipole positioned under the liquid filled phantom. The impedance stated is transformed from the measurement at the SMA connector to the feed point. The Return Loss ensures low reflected power. No uncertainty required.
- Electrical Delay:** One-way delay between the SMA connector and the antenna feed point. No uncertainty required.
- SAR measured:** SAR measured at the stated antenna input power.
- SAR normalized:** SAR as measured, normalized to an input power of 1 W at the antenna connector.
- SAR for nominal TSL parameters:** The measured TSL parameters are used to calculate the nominal SAR result.

The reported uncertainty of measurement is stated as the standard uncertainty of measurement multiplied by the coverage factor $k=2$, which for a normal distribution corresponds to a coverage probability of approximately 95%.

Unless otherwise stated the results shown in this test report refer only to the sample(s) tested and such sample(s) are retained for 90 days only.

除非另有說明，此報告結果僅對測試之樣品負責，同時此樣品僅保留90天。本報告未經本公司書面許可，不可部份複製。

This document is issued by the Company subject to its General Conditions of Service printed overleaf, available on request or accessible at www.sgs.com/terms_and_conditions.htm and, for electronic format documents, subject to Terms and Conditions for Electronic Documents at www.sgs.com/terms_e-document.htm. Attention is drawn to the limitation of liability, indemnification and jurisdiction issues defined therein. Any holder of this document is advised that information contained hereon reflects the Company's findings at the time of its intervention only and within the limits of Client's instructions, if any. The Company's sole responsibility is to its Client and this document does not exonerate parties to a transaction from exercising all their rights and obligations under the transaction documents. This document cannot be reproduced except in full, without prior written approval of the Company. Any unauthorized alteration, forgery or falsification of the content or appearance of this document is unlawful and offenders may be prosecuted to the fullest extent of the law.

Measurement Conditions

DASY system configuration, as far as not given on page 1.

| | | |
|------------------------------|------------------------|-------------|
| DASY Version | DASY5 | V52.10.0 |
| Extrapolation | Advanced Extrapolation | |
| Phantom | Modular Flat Phantom | |
| Distance Dipole Center - TSL | 10 mm | with Spacer |
| Zoom Scan Resolution | dx, dy, dz = 5 mm | |
| Frequency | 2450 MHz \pm 1 MHz | |

Head TSL parameters

The following parameters and calculations were applied.

| | Temperature | Permittivity | Conductivity |
|---|---------------------|----------------|----------------------|
| Nominal Head TSL parameters | 22.0 °C | 39.2 | 1.80 mho/m |
| Measured Head TSL parameters | (22.0 \pm 0.2) °C | 37.7 \pm 6 % | 1.87 mho/m \pm 6 % |
| Head TSL temperature change during test | < 0.5 °C | ---- | ---- |

SAR result with Head TSL

| | | |
|---|--------------------|------------------------------|
| SAR averaged over 1 cm ³ (1 g) of Head TSL | Condition | |
| SAR measured | 250 mW input power | 13.4 W/kg |
| SAR for nominal Head TSL parameters | normalized to 1W | 52.2 W/kg \pm 17.0 % (k=2) |
| SAR averaged over 10 cm ³ (10 g) of Head TSL | condition | |
| SAR measured | 250 mW input power | 6.18 W/kg |
| SAR for nominal Head TSL parameters | normalized to 1W | 24.3 W/kg \pm 16.5 % (k=2) |

Body TSL parameters

The following parameters and calculations were applied.

| | Temperature | Permittivity | Conductivity |
|---|---------------------|----------------|----------------------|
| Nominal Body TSL parameters | 22.0 °C | 52.7 | 1.95 mho/m |
| Measured Body TSL parameters | (22.0 \pm 0.2) °C | 52.5 \pm 6 % | 2.03 mho/m \pm 6 % |
| Body TSL temperature change during test | < 0.5 °C | ---- | ---- |

SAR result with Body TSL

| | | |
|---|--------------------|------------------------------|
| SAR averaged over 1 cm ³ (1 g) of Body TSL | Condition | |
| SAR measured | 250 mW input power | 12.9 W/kg |
| SAR for nominal Body TSL parameters | normalized to 1W | 50.6 W/kg \pm 17.0 % (k=2) |
| SAR averaged over 10 cm ³ (10 g) of Body TSL | condition | |
| SAR measured | 250 mW input power | 6.01 W/kg |
| SAR for nominal Body TSL parameters | normalized to 1W | 23.8 W/kg \pm 16.5 % (k=2) |

Unless otherwise stated the results shown in this test report refer only to the sample(s) tested and such sample(s) are retained for 90 days only.

除非另有說明，此報告結果僅對測試之樣品負責，同時此樣品僅保留90天。本報告未經本公司書面許可，不可部份複製。

This document is issued by the Company subject to its General Conditions of Service printed overleaf, available on request or accessible at www.sgs.com/terms_and_conditions.htm and, for electronic format documents, subject to Terms and Conditions for Electronic Documents at www.sgs.com/terms_e-document.htm. Attention is drawn to the limitation of liability, indemnification and jurisdiction issues defined therein. Any holder of this document is advised that information contained hereon reflects the Company's findings at the time of its intervention only and within the limits of Client's instructions, if any. The Company's sole responsibility is to its Client and this document does not exonerate parties to a transaction from exercising all their rights and obligations under the transaction documents. This document cannot be reproduced except in full, without prior written approval of the Company. Any unauthorized alteration, forgery or falsification of the content or appearance of this document is unlawful and offenders may be prosecuted to the fullest extent of the law.

Appendix (Additional assessments outside the scope of SCS 0108)**Antenna Parameters with Head TSL**

| | |
|--------------------------------------|--------------------------------|
| Impedance, transformed to feed point | 56.3 Ω + 2.1 j Ω |
| Return Loss | - 24.0 dB |

Antenna Parameters with Body TSL

| | |
|--------------------------------------|--------------------------------|
| Impedance, transformed to feed point | 51.1 Ω + 4.1 j Ω |
| Return Loss | - 27.5 dB |

General Antenna Parameters and Design

| | |
|----------------------------------|----------|
| Electrical Delay (one direction) | 1.148 ns |
|----------------------------------|----------|

After long term use with 100W radiated power, only a slight warming of the dipole near the feedpoint can be measured.

The dipole is made of standard semirigid coaxial cable. The center conductor of the feeding line is directly connected to the second arm of the dipole. The antenna is therefore short-circuited for DC-signals. On some of the dipoles, small end caps are added to the dipole arms in order to improve matching when loaded according to the position as explained in the "Measurement Conditions" paragraph. The SAR data are not affected by this change. The overall dipole length is still according to the Standard.

No excessive force must be applied to the dipole arms, because they might bend or the soldered connections near the feedpoint may be damaged.

Additional EUT Data

| | |
|-----------------|------------------|
| Manufactured by | SPEAG |
| Manufactured on | January 09, 2003 |

Unless otherwise stated the results shown in this test report refer only to the sample(s) tested and such sample(s) are retained for 90 days only.

除非另有說明，此報告結果僅對測試之樣品負責，同時此樣品僅保留90天。本報告未經本公司書面許可，不可部份複製。

This document is issued by the Company subject to its General Conditions of Service printed overleaf, available on request or accessible at www.sgs.com/terms_and_conditions.htm and, for electronic format documents, subject to Terms and Conditions for Electronic Documents at www.sgs.com/terms_e-document.htm. Attention is drawn to the limitation of liability, indemnification and jurisdiction issues defined therein. Any holder of this document is advised that information contained hereon reflects the Company's findings at the time of its intervention only and within the limits of Client's instructions, if any. The Company's sole responsibility is to its Client and this document does not exonerate parties to a transaction from exercising all their rights and obligations under the transaction documents. This document cannot be reproduced except in full, without prior written approval of the Company. Any unauthorized alteration, forgery or falsification of the content or appearance of this document is unlawful and offenders may be prosecuted to the fullest extent of the law.

DASY5 Validation Report for Head TSL

Date: 21.04.2017

Test Laboratory: SPEAG, Zurich, Switzerland

DUT: Dipole 2450 MHz; Type: D2450V2; Serial: D2450V2 - SN: 727

Communication System: UID 0 - CW; Frequency: 2450 MHz

Medium parameters used: $f = 2450 \text{ MHz}$; $\sigma = 1.87 \text{ S/m}$; $\epsilon_r = 37.7$; $\rho = 1000 \text{ kg/m}^3$

Phantom section: Flat Section

Measurement Standard: DASY5 (IEEE/IEC/ANSI C63.19-2011)

DASY52 Configuration:

- Probe: EX3DV4 - SN7349; ConvF(7.72, 7.72, 7.72); Calibrated: 31.12.2016;
- Sensor-Surface: 1.4mm (Mechanical Surface Detection)
- Electronics: DAE4 Sn601; Calibrated: 28.03.2017
- Phantom: Flat Phantom 5.0 (front); Type: QD 000 P50 AA; Serial: 1001
- DASY52 52.10.0(1442); SEMCAD X 14.6.10(7413)

Dipole Calibration for Head Tissue/Pin=250 mW, d=10mm/Zoom Scan (7x7x7)/Cube 0:


Measurement grid: dx=5mm, dy=5mm, dz=5mm

Reference Value = 109.8 V/m; Power Drift = -0.06 dB

Peak SAR (extrapolated) = 27.3 W/kg

SAR(1 g) = 13.4 W/kg; SAR(10 g) = 6.18 W/kg

Maximum value of SAR (measured) = 21.1 W/kg

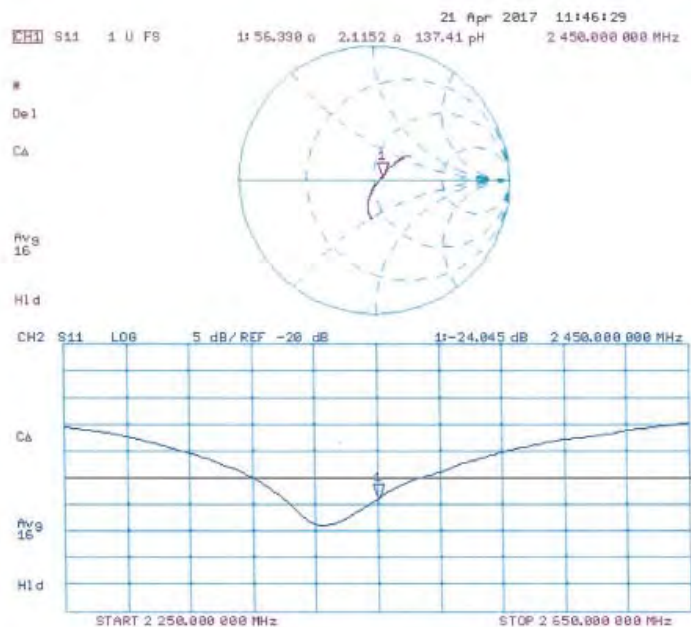


Unless otherwise stated the results shown in this test report refer only to the sample(s) tested and such sample(s) are retained for 90 days only.

除非另有說明，此報告結果僅對測試之樣品負責，同時此樣品僅保留90天。本報告未經本公司書面許可，不可部份複製。

This document is issued by the Company subject to its General Conditions of Service printed overleaf, available on request or accessible at www.sgs.com/terms_and_conditions.htm and, for electronic format documents, subject to Terms and Conditions for Electronic Documents at www.sgs.com/terms_e-document.htm. Attention is drawn to the limitation of liability, indemnification and jurisdiction issues defined therein. Any holder of this document is advised that information contained hereon reflects the Company's findings at the time of its intervention only and within the limits of Client's instructions, if any. The Company's sole responsibility is to its Client and this document does not exonerate parties to a transaction from exercising all their rights and obligations under the transaction documents. This document cannot be reproduced except in full, without prior written approval of the Company. Any unauthorized alteration, forgery or falsification of the content or appearance of this document is unlawful and offenders may be prosecuted to the fullest extent of the law.

Impedance Measurement Plot for Head TSL



Unless otherwise stated the results shown in this test report refer only to the sample(s) tested and such sample(s) are retained for 90 days only.

除非另有說明，此報告結果僅對測試之樣品負責，同時此樣品僅保留90天。本報告未經本公司書面許可，不可部份複製。

This document is issued by the Company subject to its General Conditions of Service printed overleaf, available on request or accessible at www.sgs.com/terms_and_conditions.htm and, for electronic format documents, subject to Terms and Conditions for Electronic Documents at www.sgs.com/terms_e-document.htm. Attention is drawn to the limitation of liability, indemnification and jurisdiction issues defined therein. Any holder of this document is advised that information contained hereon reflects the Company's findings at the time of its intervention only and within the limits of Client's instructions, if any. The Company's sole responsibility is to its Client and this document does not exonerate parties to a transaction from exercising all their rights and obligations under the transaction documents. This document cannot be reproduced except in full, without prior written approval of the Company. Any unauthorized alteration, forgery or falsification of the content or appearance of this document is unlawful and offenders may be prosecuted to the fullest extent of the law.

DASY5 Validation Report for Body TSL

Date: 21.04.2017

Test Laboratory: SPEAG, Zurich, Switzerland

DUT: Dipole 2450 MHz; Type: D2450V2; Serial: D2450V2 - SN: 727

Communication System: UID 0 - CW; Frequency: 2450 MHz

Medium parameters used: $f = 2450$ MHz; $\sigma = 2.03$ S/m; $\epsilon_r = 52.5$; $\rho = 1000$ kg/m³

Phantom section: Flat Section

Measurement Standard: DASY5 (IEEE/IEC/ANSI C63.19-2011)

DASY52 Configuration:

- Probe: EX3DV4 - SN7349; ConvF(7.79, 7.79, 7.79); Calibrated: 31.12.2016;
- Sensor-Surface: 1.4mm (Mechanical Surface Detection)
- Electronics: DAE4 Sn601; Calibrated: 28.03.2017
- Phantom: Flat Phantom 5.0 (back); Type: QD 000 P50 AA; Serial: 1002
- DASY52 52.10.0(1442); SEMCAD X 14.6.10(7413)

Dipole Calibration for Body Tissue/Pin=250 mW, d=10mm/Zoom Scan (7x7x7)/Cube 0:


Measurement grid: dx=5mm, dy=5mm, dz=5mm

Reference Value = 105.0 V/m; Power Drift = -0.01 dB

Peak SAR (extrapolated) = 25.4 W/kg

SAR(1 g) = 12.9 W/kg; SAR(10 g) = 6.01 W/kg

Maximum value of SAR (measured) = 20.0 W/kg

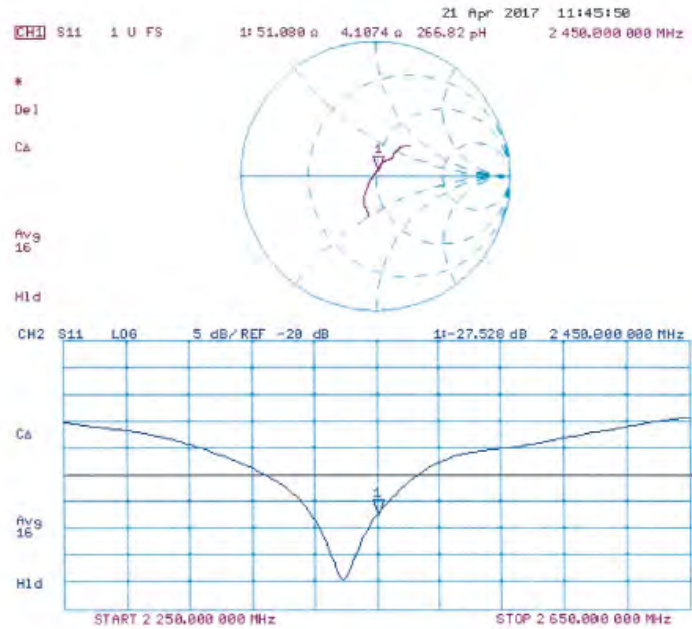


Unless otherwise stated the results shown in this test report refer only to the sample(s) tested and such sample(s) are retained for 90 days only.

除非另有說明，此報告結果僅對測試之樣品負責，同時此樣品僅保留90天。本報告未經本公司書面許可，不可部份複製。

This document is issued by the Company subject to its General Conditions of Service printed overleaf, available on request or accessible at www.sgs.com/terms_and_conditions.htm and, for electronic format documents, subject to Terms and Conditions for Electronic Documents at www.sgs.com/terms_e-document.htm. Attention is drawn to the limitation of liability, indemnification and jurisdiction issues defined therein. Any holder of this document is advised that information contained hereon reflects the Company's findings at the time of its intervention only and within the limits of Client's instructions, if any. The Company's sole responsibility is to its Client and this document does not exonerate parties to a transaction from exercising all their rights and obligations under the transaction documents. This document cannot be reproduced except in full, without prior written approval of the Company. Any unauthorized alteration, forgery or falsification of the content or appearance of this document is unlawful and offenders may be prosecuted to the fullest extent of the law.

Impedance Measurement Plot for Body TSL



Unless otherwise stated the results shown in this test report refer only to the sample(s) tested and such sample(s) are retained for 90 days only.

除非另有說明，此報告結果僅對測試之樣品負責，同時此樣品僅保留90天。本報告未經本公司書面許可，不可部份複製。

This document is issued by the Company subject to its General Conditions of Service printed overleaf, available on request or accessible at www.sgs.com/terms_and_conditions.htm and, for electronic format documents, subject to Terms and Conditions for Electronic Documents at www.sgs.com/terms_e-document.htm. Attention is drawn to the limitation of liability, indemnification and jurisdiction issues defined therein. Any holder of this document is advised that information contained hereon reflects the Company's findings at the time of its intervention only and within the limits of Client's instructions, if any. The Company's sole responsibility is to its Client and this document does not exonerate parties to a transaction from exercising all their rights and obligations under the transaction documents. This document cannot be reproduced except in full, without prior written approval of the Company. Any unauthorized alteration, forgery or falsification of the content or appearance of this document is unlawful and offenders may be prosecuted to the fullest extent of the law.

**Calibration Laboratory of
Schmid & Partner
Engineering AG**
Zeughausstrasse 43, 8004 Zurich, Switzerland



S Schweizerischer Kalibrierdienst
C Service suisse d'étalonnage
S Servizio svizzero di taratura
S Swiss Calibration Service

Accredited by the Swiss Accreditation Service (SAS)
The Swiss Accreditation Service is one of the signatories to the EA
Multilateral Agreement for the recognition of calibration certificates

Accreditation No.: SCS 0106

Client **SGS-TW (Auden)**

Certificate No: **D5GHzV2-1023_Jan17**

CALIBRATION CERTIFICATE

Object: **D5GHzV2 - SN:1023**

Calibration procedure(s): **QA CAL-22.v2**
Calibration procedure for dipole validation kits between 3-6 GHz

Calibration date: **January 20, 2017**

This calibration certificate documents the traceability to national standards, which realize the physical units of measurements (SI).
The measurements and the uncertainties with confidence probability are given on the following pages and are part of the certificate

All calibrations have been conducted in the closed laboratory facility, environment temperature (22 ± 3)°C and humidity < 70%.

Calibration Equipment used (MSTE critical for calibration)

| Primary Standards | ID # | Cal Date (Certificate No.) | Scheduled Calibration |
|-----------------------------|--------------------|---------------------------------|-----------------------|
| Power meter NRP | SN: 104778 | 06-Apr-16 (No. 217-02288/02289) | Apr-17 |
| Power sensor NRP-Z31 | SN: 103244 | 06-Apr-16 (No. 217-02288) | Apr-17 |
| Power sensor NRP-Z31 | SN: 103245 | 06-Apr-16 (No. 217-02289) | Apr-17 |
| Reference 20 dB Attenuator | SN: 5058 (20k) | 05-Apr-16 (No. 217-02292) | Apr-17 |
| Type-N mismatch combination | SN: 5047.2 / 06327 | 05-Apr-16 (No. 217-02295) | Apr-17 |
| Reference Probe EX3DV4 | SN: 3503 | 31-Dec-16 (No. EX3-3503_Dec16) | Dec-17 |
| DAEA | SN: 601 | 04-Jan-17 (No. DAEA-601_Jan17) | Jan-18 |

| Secondary Standards | ID # | Check Date (in house) | Scheduled Check |
|---------------------------|----------------|-----------------------------------|------------------------|
| Power meter EPM-442A | SN: 0837480704 | 07-Oct-15 (in house check Oct-16) | In house check: Oct-16 |
| Power sensor HP 8481A | SN: US37292783 | 07-Oct-15 (in house check Oct-16) | In house check: Oct-16 |
| Power sensor HP 8481A | SN: MY41082317 | 07-Oct-15 (in house check Oct-16) | In house check: Oct-16 |
| RF generator R&S SMT-08 | SN: 100972 | 15-Jun-15 (in house check Oct-16) | In house check: Oct-16 |
| Network Analyzer HP 8753E | SN: US37390565 | 19-Oct-01 (in house check Oct-16) | In house check: Oct-17 |

| | | | |
|----------------|-----------------------------|--|------------|
| Calibrated by: | Name: Jaron Kastrati | Function: Laboratory Technician | Signature: |
| Approved by: | Name: Katja Pokroyc | Function: Technical Manager | Signature: |

Issued: January 24, 2017

This calibration certificate shall not be reproduced except in full without written approval of the laboratory.

Certificate No: D5GHzV2-1023_Jan17

Page 1 of 15

Unless otherwise stated the results shown in this test report refer only to the sample(s) tested and such sample(s) are retained for 90 days only.

除非另有說明，此報告結果僅對測試之樣品負責，同時此樣品僅保留90天。本報告未經本公司書面許可，不可部份複製。

This document is issued by the Company subject to its General Conditions of Service printed overleaf, available on request or accessible at www.sgs.com/terms_and_conditions.htm and, for electronic format documents, subject to Terms and Conditions for Electronic Documents at www.sgs.com/terms_e-document.htm. Attention is drawn to the limitation of liability, indemnification and jurisdiction issues defined therein. Any holder of this document is advised that information contained hereon reflects the Company's findings at the time of its intervention only and within the limits of Client's instructions, if any. The Company's sole responsibility is to its Client and this document does not exonerate parties to a transaction from exercising all their rights and obligations under the transaction documents. This document cannot be reproduced except in full, without prior written approval of the Company. Any unauthorized alteration, forgery or falsification of the content or appearance of this document is unlawful and offenders may be prosecuted to the fullest extent of the law.

SGS Taiwan Ltd.

No.134,Wu Kung Road, New Taipei Industrial Park, Wuku District, New Taipei City, Taiwan 24803/新北市五股區新北產業園區五工路 134 號

台灣檢驗科技股份有限公司

t (886-2) 2299-3279

f (886-2) 2298-0488

www.tw.sgs.com

Member of SGS Group

Calibration Laboratory of

Schmid & Partner

Engineering AG

Zeughausstrasse 43, 8004 Zurich, Switzerland



S Schweizerischer Kalibrierdienst
C Service suisse d'étalonnage
S Servizio svizzero di taratura
S Swiss Calibration Service

Accredited by the Swiss Accreditation Service (SAS)

The Swiss Accreditation Service is one of the signatories to the EA Multilateral Agreement for the recognition of calibration certificates

Accreditation No.: SCS 0108

Glossary:

| | |
|-------|---------------------------------|
| TSL | tissue simulating liquid |
| ConvF | sensitivity in TSL / NORM x,y,z |
| N/A | not applicable or not measured |

Calibration is Performed According to the Following Standards:

- IEEE Std 1528-2013, "IEEE Recommended Practice for Determining the Peak Spatial-Averaged Specific Absorption Rate (SAR) in the Human Head from Wireless Communications Devices: Measurement Techniques", June 2013
- IEC 62209-2, "Procedure to determine the Specific Absorption Rate (SAR) for wireless communication devices used in close proximity to the human body (frequency range of 30 MHz to 6 GHz)", March 2010
- KDB 865664, "SAR Measurement Requirements for 100 MHz to 6 GHz"

Additional Documentation:

- DASY4/5 System Handbook

Methods Applied and Interpretation of Parameters:

- Measurement Conditions:** Further details are available from the Validation Report at the end of the certificate. All figures stated in the certificate are valid at the frequency indicated.
- Antenna Parameters with TSL:** The dipole is mounted with the spacer to position its feed point exactly below the center marking of the flat phantom section, with the arms oriented parallel to the body axis.
- Feed Point Impedance and Return Loss:** These parameters are measured with the dipole positioned under the liquid filled phantom. The impedance stated is transformed from the measurement at the SMA connector to the feed point. The Return Loss ensures low reflected power. No uncertainty required.
- Electrical Delay:** One-way delay between the SMA connector and the antenna feed point. No uncertainty required.
- SAR measured:** SAR measured at the stated antenna input power.
- SAR normalized:** SAR as measured, normalized to an input power of 1 W at the antenna connector.
- SAR for nominal TSL parameters:** The measured TSL parameters are used to calculate the nominal SAR result.

The reported uncertainty of measurement is stated as the standard uncertainty of measurement multiplied by the coverage factor $k=2$, which for a normal distribution corresponds to a coverage probability of approximately 95%.

Unless otherwise stated the results shown in this test report refer only to the sample(s) tested and such sample(s) are retained for 90 days only.

除非另有說明，此報告結果僅對測試之樣品負責，同時此樣品僅保留90天。本報告未經本公司書面許可，不可部份複製。

This document is issued by the Company subject to its General Conditions of Service printed overleaf, available on request or accessible at www.sgs.com/terms_and_conditions.htm and, for electronic format documents, subject to Terms and Conditions for Electronic Documents at www.sgs.com/terms_e-document.htm. Attention is drawn to the limitation of liability, indemnification and jurisdiction issues defined therein. Any holder of this document is advised that information contained hereon reflects the Company's findings at the time of its intervention only and within the limits of Client's instructions, if any. The Company's sole responsibility is to its Client and this document does not exonerate parties to a transaction from exercising all their rights and obligations under the transaction documents. This document cannot be reproduced except in full, without prior written approval of the Company. Any unauthorized alteration, forgery or falsification of the content or appearance of this document is unlawful and offenders may be prosecuted to the fullest extent of the law.

SGS Taiwan Ltd.

No.134,Wu Kung Road, New Taipei Industrial Park, Wuku District, New Taipei City, Taiwan 24803/新北市五股區新北產業園區五工路 134 號

台灣檢驗科技股份有限公司

t (886-2) 2299-3279

f (886-2) 2298-0488

www.tw.sgs.com

Member of SGS Group

Measurement Conditions

DASY system configuration, as far as not given on page 1.

| | | |
|------------------------------|--|----------------------------------|
| DASY Version | DASY5 | V52.8.8 |
| Extrapolation | Advanced Extrapolation | |
| Phantom | Modular Flat Phantom V5.0 | |
| Distance Dipole Center - TSL | 10 mm | with Spacer |
| Zoom Scan Resolution | dx, dy = 4,0 mm, dz = 1,4 mm | Graded Ratio = 1,4 (Z direction) |
| Frequency | 5200 MHz \pm 1 MHz 5300 MHz \pm 1 MHz 5600 MHz \pm 1 MHz 5800 MHz \pm 1 MHz | |

Head TSL parameters at 5200 MHz

The following parameters and calculations were applied.

| | Temperature | Permittivity | Conductivity |
|---|---------------------|----------------|----------------------|
| Nominal Head TSL parameters | 22.0 °C | 38.0 | 4.66 mho/m |
| Measured Head TSL parameters | (22.0 \pm 0.2) °C | 35.4 \pm 6 % | 4.45 mho/m \pm 6 % |
| Head TSL temperature change during test | \leq 0.5 °C | — | — |

SAR result with Head TSL at 5200 MHz

| | | |
|---|--------------------|------------------------------|
| SAR averaged over 1 cm ³ (1 g) of Head TSL | Condition | |
| SAR measured | 100 mW input power | 7.55 W/kg |
| SAR for nominal Head TSL parameters | normalized to 1W | 75.2 W/kg \pm 19.9 % (k=2) |

| | | |
|---|--------------------|------------------------------|
| SAR averaged over 10 cm ³ (10 g) of Head TSL | condition | |
| SAR measured | 100 mW input power | 2.16 W/kg |
| SAR for nominal Head TSL parameters | normalized to 1W | 21.5 W/kg \pm 19.5 % (k=2) |

Unless otherwise stated the results shown in this test report refer only to the sample(s) tested and such sample(s) are retained for 90 days only.

除非另有說明，此報告結果僅對測試之樣品負責，同時此樣品僅保留90天。本報告未經本公司書面許可，不可部份複製。

This document is issued by the Company subject to its General Conditions of Service printed overleaf, available on request or accessible at www.sgs.com/terms_and_conditions.htm and, for electronic format documents, subject to Terms and Conditions for Electronic Documents at www.sgs.com/terms_e-document.htm. Attention is drawn to the limitation of liability, indemnification and jurisdiction issues defined therein. Any holder of this document is advised that information contained hereon reflects the Company's findings at the time of its intervention only and within the limits of Client's instructions, if any. The Company's sole responsibility is to its Client and this document does not exonerate parties to a transaction from exercising all their rights and obligations under the transaction documents. This document cannot be reproduced except in full, without prior written approval of the Company. Any unauthorized alteration, forgery or falsification of the content or appearance of this document is unlawful and offenders may be prosecuted to the fullest extent of the law.

Head TSL parameters at 5300 MHz

The following parameters and calculations were applied.

| | Temperature | Permittivity | Conductivity |
|---|-----------------|--------------|------------------|
| Nominal Head TSL parameters | 22.0 °C | 35.9 | 4.76 mho/m |
| Measured Head TSL parameters | (22.0 ± 0.2) °C | 35.2 ± 6 % | 4.55 mho/m ± 6 % |
| Head TSL temperature change during test | < 0.5 °C | — | — |

SAR result with Head TSL at 5300 MHz

| SAR averaged over 1 cm ³ (1 g) of Head TSL | Condition | |
|---|--------------------|----------------------------|
| SAR measured | 100 mW input power | 5.22 W/kg |
| SAR for nominal Head TSL parameters | normalized to 1W | 81.0 W / kg ± 19.9 % (k=2) |

| SAR averaged over 10 cm ³ (10 g) of Head TSL | condition | |
|---|--------------------|--------------------------|
| SAR measured | 100 mW input power | 2.35 W/kg |
| SAR for nominal Head TSL parameters | normalized to 1W | 23.3 W/kg ± 19.5 % (k=2) |

Head TSL parameters at 5600 MHz

The following parameters and calculations were applied.

| | Temperature | Permittivity | Conductivity |
|---|-----------------|--------------|------------------|
| Nominal Head TSL parameters | 22.0 °C | 35.5 | 5.07 mho/m |
| Measured Head TSL parameters | (22.0 ± 0.2) °C | 34.7 ± 6 % | 4.85 mho/m ± 6 % |
| Head TSL temperature change during test | < 0.5 °C | — | — |

SAR result with Head TSL at 5600 MHz

| SAR averaged over 1 cm ³ (1 g) of Head TSL | Condition | |
|---|--------------------|--------------------------|
| SAR measured | 100 mW input power | 8.22 W/kg |
| SAR for nominal Head TSL parameters | normalized to 1W | 81.7 W/kg ± 19.9 % (k=2) |

| SAR averaged over 10 cm ³ (10 g) of Head TSL | condition | |
|---|--------------------|--------------------------|
| SAR measured | 100 mW input power | 2.33 W/kg |
| SAR for nominal Head TSL parameters | normalized to 1W | 23.1 W/kg ± 19.5 % (k=2) |

Unless otherwise stated the results shown in this test report refer only to the sample(s) tested and such sample(s) are retained for 90 days only.

除非另有說明，此報告結果僅對測試之樣品負責，同時此樣品僅保留90天。本報告未經本公司書面許可，不可部份複製。

This document is issued by the Company subject to its General Conditions of Service printed overleaf, available on request or accessible at www.sgs.com/terms_and_conditions.htm and, for electronic format documents, subject to Terms and Conditions for Electronic Documents at www.sgs.com/terms_e-document.htm. Attention is drawn to the limitation of liability, indemnification and jurisdiction issues defined therein. Any holder of this document is advised that information contained hereon reflects the Company's findings at the time of its intervention only and within the limits of Client's instructions, if any. The Company's sole responsibility is to its Client and this document does not exonerate parties to a transaction from exercising all their rights and obligations under the transaction documents. This document cannot be reproduced except in full, without prior written approval of the Company. Any unauthorized alteration, forgery or falsification of the content or appearance of this document is unlawful and offenders may be prosecuted to the fullest extent of the law.

Head TSL parameters at 5800 MHz

The following parameters and calculations were applied:

| | Temperature | Permittivity | Conductivity |
|---|-----------------|--------------|------------------|
| Nominal Head TSL parameters | 22.0 °C | 35.3 | 5.27 mho/m |
| Measured Head TSL parameters | (22.0 ± 0.2) °C | 34.4 ± 5 % | 5.05 mho/m ± 6 % |
| Head TSL temperature change during test | < 0.5 °C | — | — |

SAR result with Head TSL at 5800 MHz

| SAR averaged over 1 cm ² (1 g) of Head TSL | Condition | |
|---|--------------------|--------------------------|
| SAR measured | 100 mW input power | 7.82 W/kg |
| SAR for nominal Head TSL parameters | normalized to 1W | 77.6 W/kg ± 19.9 % (k=2) |

| SAR averaged over 10 cm ² (10 g) of Head TSL | condition | |
|---|--------------------|--------------------------|
| SAR measured | 100 mW input power | 2.22 W/kg |
| SAR for nominal Head TSL parameters | normalized to 1W | 22.0 W/kg ± 19.5 % (k=2) |

Unless otherwise stated the results shown in this test report refer only to the sample(s) tested and such sample(s) are retained for 90 days only.

除非另有說明，此報告結果僅對測試之樣品負責，同時此樣品僅保留90天。本報告未經本公司書面許可，不可部份複製。

This document is issued by the Company subject to its General Conditions of Service printed overleaf, available on request or accessible at www.sgs.com/terms_and_conditions.htm and, for electronic format documents, subject to Terms and Conditions for Electronic Documents at www.sgs.com/terms_e-document.htm. Attention is drawn to the limitation of liability, indemnification and jurisdiction issues defined therein. Any holder of this document is advised that information contained hereon reflects the Company's findings at the time of its intervention only and within the limits of Client's instructions, if any. The Company's sole responsibility is to its Client and this document does not exonerate parties to a transaction from exercising all their rights and obligations under the transaction documents. This document cannot be reproduced except in full, without prior written approval of the Company. Any unauthorized alteration, forgery or falsification of the content or appearance of this document is unlawful and offenders may be prosecuted to the fullest extent of the law.

Body TSL parameters at 5200 MHz

The following parameters and calculations were applied.

| | Temperature | Permittivity | Conductivity |
|---|-----------------|--------------|------------------|
| Nominal Body TSL parameters | 22.0 °C | 49.0 | 5.30 mho/m |
| Measured Body TSL parameters | (22.0 ± 0.2) °C | 47.5 ± 6 % | 5.36 mho/m ± 6 % |
| Body TSL temperature change during test | < 0.5 °C | — | — |

SAR result with Body TSL at 5200 MHz

| SAR averaged over 1 cm ³ (1 g) of Body TSL | Condition | |
|---|--------------------|--------------------------|
| SAR measured | 100 mW input power | 7.32 W/kg |
| SAR for nominal Body TSL parameters | normalized to 1W | 72.8 W/kg ± 19.9 % (k=2) |

| SAR averaged over 10 cm ³ (10 g) of Body TSL | Condition | |
|---|--------------------|--------------------------|
| SAR measured | 100 mW input power | 2.05 W/kg |
| SAR for nominal Body TSL parameters | normalized to 1W | 20.3 W/kg ± 19.5 % (k=2) |

Body TSL parameters at 5300 MHz

The following parameters and calculations were applied.

| | Temperature | Permittivity | Conductivity |
|---|-----------------|--------------|------------------|
| Nominal Body TSL parameters | 22.0 °C | 48.9 | 5.42 mho/m |
| Measured Body TSL parameters | (22.0 ± 0.2) °C | 47.3 ± 6 % | 5.50 mho/m ± 6 % |
| Body TSL temperature change during test | < 0.5 °C | — | — |

SAR result with Body TSL at 5300 MHz

| SAR averaged over 1 cm ³ (1 g) of Body TSL | Condition | |
|---|--------------------|--------------------------|
| SAR measured | 100 mW input power | 7.68 W/kg |
| SAR for nominal Body TSL parameters | normalized to 1W | 75.1 W/kg ± 19.9 % (k=2) |

| SAR averaged over 10 cm ³ (10 g) of Body TSL | Condition | |
|---|--------------------|--------------------------|
| SAR measured | 100 mW input power | 2.15 W/kg |
| SAR for nominal Body TSL parameters | normalized to 1W | 21.3 W/kg ± 19.5 % (k=2) |

Unless otherwise stated the results shown in this test report refer only to the sample(s) tested and such sample(s) are retained for 90 days only.

除非另有說明，此報告結果僅對測試之樣品負責，同時此樣品僅保留90天。本報告未經本公司書面許可，不可部份複製。

This document is issued by the Company subject to its General Conditions of Service printed overleaf, available on request or accessible at www.sgs.com/terms_and_conditions.htm and, for electronic format documents, subject to Terms and Conditions for Electronic Documents at www.sgs.com/terms_e-document.htm. Attention is drawn to the limitation of liability, indemnification and jurisdiction issues defined therein. Any holder of this document is advised that information contained hereon reflects the Company's findings at the time of its intervention only and within the limits of Client's instructions, if any. The Company's sole responsibility is to its Client and this document does not exonerate parties to a transaction from exercising all their rights and obligations under the transaction documents. This document cannot be reproduced except in full, without prior written approval of the Company. Any unauthorized alteration, forgery or falsification of the content or appearance of this document is unlawful and offenders may be prosecuted to the fullest extent of the law.

Body TSL parameters at 5600 MHz

The following parameters and calculations were applied.

| | Temperature | Permittivity | Conductivity |
|---|-----------------|--------------|------------------|
| Nominal Body TSL parameters | 22.0 °C | 48.5 | 5.77 mho/m |
| Measured Body TSL parameters | (22.0 ± 0.2) °C | 46.6 ± 6 % | 5.90 mho/m ± 6 % |
| Body TSL temperature change during test | < 0.5 °C | — | — |

SAR result with Body TSL at 5600 MHz

| SAR averaged over 1 cm ³ (1 g) of Body TSL | Condition | |
|---|--------------------|--------------------------|
| SAR measured | 100 mW input power | 8.02 W/kg |
| SAR for nominal Body TSL parameters | normalized to 1W | 79.6 W/kg ± 19.9 % (k=2) |

| SAR averaged over 10 cm ³ (10 g) of Body TSL | condition | |
|---|--------------------|--------------------------|
| SAR measured | 100 mW input power | 2.26 W/kg |
| SAR for nominal Body TSL parameters | normalized to 1W | 22.4 W/kg ± 19.5 % (k=2) |

Body TSL parameters at 5800 MHz

The following parameters and calculations were applied.

| | Temperature | Permittivity | Conductivity |
|---|-----------------|--------------|------------------|
| Nominal Body TSL parameters | 22.0 °C | 48.2 | 6.00 mho/m |
| Measured Body TSL parameters | (22.0 ± 0.2) °C | 45.3 ± 6 % | 6.17 mho/m ± 6 % |
| Body TSL temperature change during test | < 0.5 °C | — | — |

SAR result with Body TSL at 5800 MHz

| SAR averaged over 1 cm ³ (1 g) of Body TSL | Condition | |
|---|--------------------|--------------------------|
| SAR measured | 100 mW input power | 7.64 W/kg |
| SAR for nominal Body TSL parameters | normalized to 1W | 75.9 W/kg ± 19.9 % (k=2) |

| SAR averaged over 10 cm ³ (10 g) of Body TSL | condition | |
|---|--------------------|--------------------------|
| SAR measured | 100 mW input power | 2.13 W/kg |
| SAR for nominal Body TSL parameters | normalized to 1W | 21.1 W/kg ± 19.5 % (k=2) |

Unless otherwise stated the results shown in this test report refer only to the sample(s) tested and such sample(s) are retained for 90 days only.

除非另有說明，此報告結果僅對測試之樣品負責，同時此樣品僅保留90天。本報告未經本公司書面許可，不可部份複製。

This document is issued by the Company subject to its General Conditions of Service printed overleaf, available on request or accessible at www.sgs.com/terms_and_conditions.htm and, for electronic format documents, subject to Terms and Conditions for Electronic Documents at www.sgs.com/terms_e-document.htm. Attention is drawn to the limitation of liability, indemnification and jurisdiction issues defined therein. Any holder of this document is advised that information contained hereon reflects the Company's findings at the time of its intervention only and within the limits of Client's instructions, if any. The Company's sole responsibility is to its Client and this document does not exonerate parties to a transaction from exercising all their rights and obligations under the transaction documents. This document cannot be reproduced except in full, without prior written approval of the Company. Any unauthorized alteration, forgery or falsification of the content or appearance of this document is unlawful and offenders may be prosecuted to the fullest extent of the law.

Appendix (Additional assessments outside the scope of SCS 0108)

Antenna Parameters with Head TSL at 5200 MHz

| | |
|--------------------------------------|-----------------------------|
| Impedance, transformed to feed point | $49.6 \Omega - 6.7 j\Omega$ |
| Return Loss | -23.4 dB |

Antenna Parameters with Head TSL at 5300 MHz

| | |
|--------------------------------------|-----------------------------|
| Impedance, transformed to feed point | $49.0 \Omega - 1.8 j\Omega$ |
| Return Loss | -33.5 dB |

Antenna Parameters with Head TSL at 5600 MHz

| | |
|--------------------------------------|-----------------------------|
| Impedance, transformed to feed point | $54.1 \Omega - 0.2 j\Omega$ |
| Return Loss | -28.2 dB |

Antenna Parameters with Head TSL at 5800 MHz

| | |
|--------------------------------------|-----------------------------|
| Impedance, transformed to feed point | $55.4 \Omega + 2.8 j\Omega$ |
| Return Loss | -24.8 dB |

Antenna Parameters with Body TSL at 5200 MHz

| | |
|--------------------------------------|-----------------------------|
| Impedance, transformed to feed point | $48.9 \Omega - 7.0 j\Omega$ |
| Return Loss | -22.9 dB |

Antenna Parameters with Body TSL at 5300 MHz

| | |
|--------------------------------------|-----------------------------|
| Impedance, transformed to feed point | $51.0 \Omega - 1.0 j\Omega$ |
| Return Loss | -37.0 dB |

Antenna Parameters with Body TSL at 5600 MHz

| | |
|--------------------------------------|-----------------------------|
| Impedance, transformed to feed point | $55.6 \Omega + 1.5 j\Omega$ |
| Return Loss | -25.2 dB |

Antenna Parameters with Body TSL at 5800 MHz

| | |
|--------------------------------------|-----------------------------|
| Impedance, transformed to feed point | $56.6 \Omega + 2.7 j\Omega$ |
| Return Loss | -23.6 dB |

Unless otherwise stated the results shown in this test report refer only to the sample(s) tested and such sample(s) are retained for 90 days only.

除非另有說明，此報告結果僅對測試之樣品負責，同時此樣品僅保留90天。本報告未經本公司書面許可，不可部份複製。

This document is issued by the Company subject to its General Conditions of Service printed overleaf, available on request or accessible at www.sgs.com/terms_and_conditions.htm and, for electronic format documents, subject to Terms and Conditions for Electronic Documents at www.sgs.com/terms_e-document.htm. Attention is drawn to the limitation of liability, indemnification and jurisdiction issues defined therein. Any holder of this document is advised that information contained hereon reflects the Company's findings at the time of its intervention only and within the limits of Client's instructions, if any. The Company's sole responsibility is to its Client and this document does not exonerate parties to a transaction from exercising all their rights and obligations under the transaction documents. This document cannot be reproduced except in full, without prior written approval of the Company. Any unauthorized alteration, forgery or falsification of the content or appearance of this document is unlawful and offenders may be prosecuted to the fullest extent of the law.

General Antenna Parameters and Design

| | |
|----------------------------------|----------|
| Electrical Delay (one direction) | 1.199 ns |
|----------------------------------|----------|

After long term use with 100W radiated power, only a slight warming of the dipole near the feedpoint can be measured.

The dipole is made of standard semirigid coaxial cable. The center conductor of the feeding line is directly connected to the second arm of the dipole. The antenna is therefore short-circuited for DC-signals. On some of the dipoles, small end caps are added to the dipole arms in order to improve matching when loaded according to the position as explained in the "Measurement Conditions" paragraph. The SAR data are not affected by this change. The overall dipole length is still according to the Standard.

No excessive force must be applied to the dipole arms, because they might bend or the soldered connections near the feedpoint may be damaged.

Additional EUT Data

| | |
|-----------------|-------------------|
| Manufactured by | SPEAG |
| Manufactured on | February 05, 2004 |

Unless otherwise stated the results shown in this test report refer only to the sample(s) tested and such sample(s) are retained for 90 days only.

除非另有說明，此報告結果僅對測試之樣品負責，同時此樣品僅保留90天。本報告未經本公司書面許可，不可部份複製。

This document is issued by the Company subject to its General Conditions of Service printed overleaf, available on request or accessible at www.sgs.com/terms_and_conditions.htm and, for electronic format documents, subject to Terms and Conditions for Electronic Documents at www.sgs.com/terms_e-document.htm. Attention is drawn to the limitation of liability, indemnification and jurisdiction issues defined therein. Any holder of this document is advised that information contained hereon reflects the Company's findings at the time of its intervention only and within the limits of Client's instructions, if any. The Company's sole responsibility is to its Client and this document does not exonerate parties to a transaction from exercising all their rights and obligations under the transaction documents. This document cannot be reproduced except in full, without prior written approval of the Company. Any unauthorized alteration, forgery or falsification of the content or appearance of this document is unlawful and offenders may be prosecuted to the fullest extent of the law.

DASY5 Validation Report for Head TSL

Date: 20.01.2017

Test Laboratory: SPEAG, Zurich, Switzerland

DUT: Dipole D5GHzV2; Type: D5GHzV2; Serial: D5GHzV2 - SN:1023

Communication System: UID 0 - CW;

Frequency: 5200 MHz; Frequency: 5300 MHz; Frequency: 5600 MHz; Frequency: 5800 MHz

Medium parameters used: $f = 5200$ MHz; $\sigma = 4.45$ S/m; $\epsilon_r = 35.4$; $\rho = 1000$ kg/m³;

Medium parameters used: $f = 5300$ MHz; $\sigma = 4.55$ S/m; $\epsilon_r = 35.2$; $\rho = 1000$ kg/m³;

Medium parameters used: $f = 5600$ MHz; $\sigma = 4.85$ S/m; $\epsilon_r = 34.7$; $\rho = 1000$ kg/m³;

Medium parameters used: $f = 5800$ MHz; $\sigma = 5.05$ S/m; $\epsilon_r = 34.4$; $\rho = 1000$ kg/m³;

Phantom section: Flat Section

Measurement Standard: DASY5 (IEEE/IEC/ANSI C63.19-2011)

DASY52 Configuration:

- Probe: EX3DV4 - SN3503; ConvF(5.76, 5.76, 5.76); Calibrated: 31.12.2016, ConvF(5.35, 5.35, 5.35); Calibrated: 31.12.2016, ConvF(5.09, 5.09, 5.09); Calibrated: 31.12.2016, ConvF(5.01, 5.01, 5.01); Calibrated: 31.12.2016;
- Sensor-Surface: 1.4mm (Mechanical Surface Detection)
- Electronics: DAE4 Sn601; Calibrated: 04.01.2017
- Phantom: Flat Phantom 5.0 (front); Type: QD 000 P50 AA; Serial: 1001
- DASY52 52.8.8(1258); SEMCAD X 14.6.10(7372)

Dipole Calibration for Head Tissue/Pin=100mW, dist=10mm, f=5200 MHz/Zoom Scan,

dist=1.4mm (8x8x7)/Cube 0; Measurement grid: dx=4mm, dy=4mm, dz=1.4mm

Reference Value = 70.58 V/m; Power Drift = -0.08 dB

Peak SAR (extrapolated) = 27.6 W/kg

SAR(1 g) = 7.55 W/kg; SAR(10 g) = 2.16 W/kg

Maximum value of SAR (measured) = 17.4 W/kg

Dipole Calibration for Head Tissue/Pin=100mW, dist=10mm, f=5300 MHz/Zoom Scan,

dist=1.4mm (8x8x7)/Cube 0; Measurement grid: dx=4mm, dy=4mm, dz=1.4mm

Reference Value = 73.01 V/m; Power Drift = -0.05 dB

Peak SAR (extrapolated) = 31.6 W/kg

SAR(1 g) = 8.22 W/kg; SAR(10 g) = 2.35 W/kg

Maximum value of SAR (measured) = 19.3 W/kg

Dipole Calibration for Head Tissue/Pin=100mW, dist=10mm, f=5600 MHz/Zoom Scan,

dist=1.4mm (8x8x7)/Cube 0; Measurement grid: dx=4mm, dy=4mm, dz=1.4mm

Reference Value = 71.94 V/m; Power Drift = -0.04 dB

Peak SAR (extrapolated) = 33.2 W/kg

SAR(1 g) = 8.22 W/kg; SAR(10 g) = 2.33 W/kg


Maximum value of SAR (measured) = 19.8 W/kg

Unless otherwise stated the results shown in this test report refer only to the sample(s) tested and such sample(s) are retained for 90 days only.

除非另有說明，此報告結果僅對測試之樣品負責，同時此樣品僅保留90天。本報告未經本公司書面許可，不可部份複製。

This document is issued by the Company subject to its General Conditions of Service printed overleaf, available on request or accessible at www.sgs.com/terms_and_conditions.htm and, for electronic format documents, subject to Terms and Conditions for Electronic Documents at www.sgs.com/terms_e-document.htm. Attention is drawn to the limitation of liability, indemnification and jurisdiction issues defined therein. Any holder of this document is advised that information contained hereon reflects the Company's findings at the time of its intervention only and within the limits of Client's instructions, if any. The Company's sole responsibility is to its Client and this document does not exonerate parties to a transaction from exercising all their rights and obligations under the transaction documents. This document cannot be reproduced except in full, without prior written approval of the Company. Any unauthorized alteration, forgery or falsification of the content or appearance of this document is unlawful and offenders may be prosecuted to the fullest extent of the law.

Dipole Calibration for Head Tissue/Pin=100mW, dist=10mm, f=5800 MHz/Zoom Scan,
dist=1.4mm (8x8x7)/Cube 0: Measurement grid: dx=4mm, dy=4mm, dz=1.4mm
Reference Value = 69.84 V/m; Power Drift = -0.08 dB
Peak SAR (extrapolated) = 32.7 W/kg
SAR(1 g) = 7.82 W/kg; SAR(10 g) = 2.22 W/kg
Maximum value of SAR (measured) = 19.5 W/kg

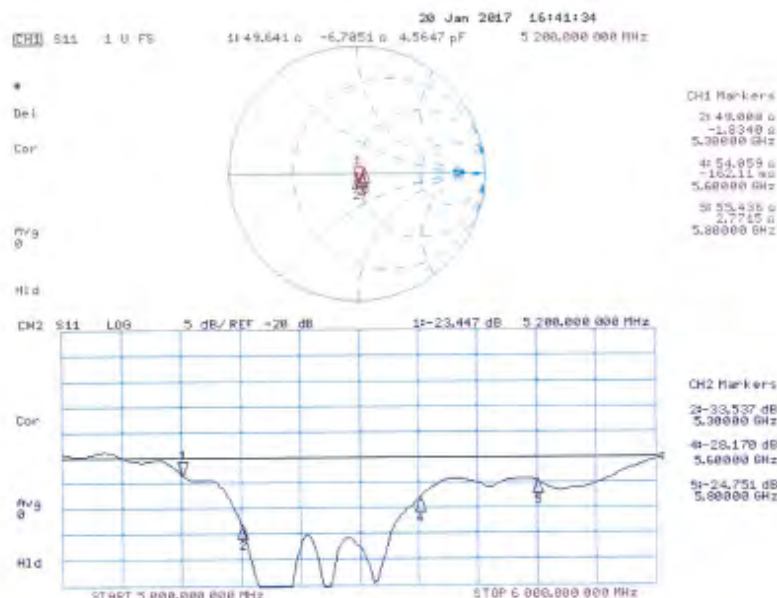


Unless otherwise stated the results shown in this test report refer only to the sample(s) tested and such sample(s) are retained for 90 days only.

除非另有說明，此報告結果僅對測試之樣品負責，同時此樣品僅保留90天。本報告未經本公司書面許可，不可部份複製。

This document is issued by the Company subject to its General Conditions of Service printed overleaf, available on request or accessible at www.sgs.com/terms_and_conditions.htm and, for electronic format documents, subject to Terms and Conditions for Electronic Documents at www.sgs.com/terms_e-document.htm. Attention is drawn to the limitation of liability, indemnification and jurisdiction issues defined therein. Any holder of this document is advised that information contained hereon reflects the Company's findings at the time of its intervention only and within the limits of Client's instructions, if any. The Company's sole responsibility is to its Client and this document does not exonerate parties to a transaction from exercising all their rights and obligations under the transaction documents. This document cannot be reproduced except in full, without prior written approval of the Company. Any unauthorized alteration, forgery or falsification of the content or appearance of this document is unlawful and offenders may be prosecuted to the fullest extent of the law.

Impedance Measurement Plot for Head TSL



Unless otherwise stated the results shown in this test report refer only to the sample(s) tested and such sample(s) are retained for 90 days only.

除非另有說明，此報告結果僅對測試之樣品負責，同時此樣品僅保留90天。本報告未經本公司書面許可，不可部份複製。

This document is issued by the Company subject to its General Conditions of Service printed overleaf, available on request or accessible at www.sgs.com/terms_and_conditions.htm and, for electronic format documents, subject to Terms and Conditions for Electronic Documents at www.sgs.com/terms_e-document.htm. Attention is drawn to the limitation of liability, indemnification and jurisdiction issues defined therein. Any holder of this document is advised that information contained hereon reflects the Company's findings at the time of its intervention only and within the limits of Client's instructions, if any. The Company's sole responsibility is to its Client and this document does not exonerate parties to a transaction from exercising all their rights and obligations under the transaction documents. This document cannot be reproduced except in full, without prior written approval of the Company. Any unauthorized alteration, forgery or falsification of the content or appearance of this document is unlawful and offenders may be prosecuted to the fullest extent of the law.

DASY5 Validation Report for Body TSL

Date: 19.01.2017

Test Laboratory: SPEAG, Zurich, Switzerland

DUT: Dipole D5GHzV2; Type: D5GHzV2; Serial: D5GHzV2 - SN:1023

Communication System: UTD 0 - CW;

Frequency: 5200 MHz, Frequency: 5300 MHz, Frequency: 5600 MHz, Frequency: 5800 MHz;

Medium parameters used: $f = 5200$ MHz; $\sigma = 5.36$ S/m; $\epsilon_r = 47.5$; $\rho = 1000$ kg/m³;

Medium parameters used: $f = 5300$ MHz; $\sigma = 5.5$ S/m; $\epsilon_r = 47.3$; $\rho = 1000$ kg/m³;

Medium parameters used: $f = 5600$ MHz; $\sigma = 5.9$ S/m; $\epsilon_r = 46.6$; $\rho = 1000$ kg/m³;

Medium parameters used: $f = 5800$ MHz; $\sigma = 6.17$ S/m; $\epsilon_r = 46.3$; $\rho = 1000$ kg/m³;

Phantom section: Flat Section

Measurement Standard: DASY5 (IEEE/IEC/ANSI C63.19-2011)

DASY52 Configuration:

- Probe: EX3DV4 - SN3503; ConvF(5.29, 5.29, 5.29); Calibrated: 31.12.2016, ConvF(5.04, 5.04, 5.04); Calibrated: 31.12.2016, ConvF(4.57, 4.57, 4.57); Calibrated: 31.12.2016, ConvF(4.48, 4.48, 4.48); Calibrated: 31.12.2016;
- Sensor-Surface: 1.4mm (Mechanical Surface Detection)
- Electronics: DAE4 Sn601; Calibrated: 04.01.2017
- Phantom: Flat Phantom 5.0 (back); Type: QD 000 P50 AA; Serial: 1002
- DASY52 52.8.8(1258); SEMCAD X 14.6.10(7372)

Dipole Calibration for Body Tissue/Pin=100mW, dist=10mm, f=5200 MHz/Zoom Scan,

dist=1.4mm (8x8x7)/Cube 0: Measurement grid: dx=4mm, dy=4mm, dz=1.4mm

Reference Value = 65.54 V/m; Power Drift = -0.06 dB

Peak SAR (extrapolated) = 28.1 W/kg

SAR(1 g) = 7.32 W/kg; SAR(10 g) = 2.05 W/kg

Maximum value of SAR (measured) = 16.6 W/kg

Dipole Calibration for Body Tissue/Pin=100mW, dist=10mm, f=5300 MHz/Zoom Scan,

dist=1.4mm (8x8x7)/Cube 0: Measurement grid: dx=4mm, dy=4mm, dz=1.4mm

Reference Value = 66.93 V/m; Power Drift = -0.07 dB

Peak SAR (extrapolated) = 30.1 W/kg

SAR(1 g) = 7.66 W/kg; SAR(10 g) = 2.15 W/kg

Maximum value of SAR (measured) = 17.6 W/kg

Dipole Calibration for Body Tissue/Pin=100mW, dist=10mm, f=5600 MHz/Zoom Scan,

dist=1.4mm (8x8x7)/Cube 0: Measurement grid: dx=4mm, dy=4mm, dz=1.4mm

Reference Value = 67.09 V/m; Power Drift = -0.07 dB

Peak SAR (extrapolated) = 33.7 W/kg

SAR(1 g) = 8.02 W/kg; SAR(10 g) = 2.26 W/kg

Maximum value of SAR (measured) = 18.9 W/kg

Certificate No: D5GHzV2-1023_Jan17

Page 13 of 15

Unless otherwise stated the results shown in this test report refer only to the sample(s) tested and such sample(s) are retained for 90 days only.

除非另有說明，此報告結果僅對測試之樣品負責，同時此樣品僅保留90天。本報告未經本公司書面許可，不可部份複製。

This document is issued by the Company subject to its General Conditions of Service printed overleaf, available on request or accessible at www.sgs.com/terms_and_conditions.htm and, for electronic format documents, subject to Terms and Conditions for Electronic Documents at www.sgs.com/terms_e-document.htm. Attention is drawn to the limitation of liability, indemnification and jurisdiction issues defined therein. Any holder of this document is advised that information contained hereon reflects the Company's findings at the time of its intervention only and within the limits of Client's instructions, if any. The Company's sole responsibility is to its Client and this document does not exonerate parties to a transaction from exercising all their rights and obligations under the transaction documents. This document cannot be reproduced except in full, without prior written approval of the Company. Any unauthorized alteration, forgery or falsification of the content or appearance of this document is unlawful and offenders may be prosecuted to the fullest extent of the law.

SGS Taiwan Ltd.

台灣檢驗科技股份有限公司

No.134,Wu Kung Road, New Taipei Industrial Park, Wuku District, New Taipei City, Taiwan 24803/新北市五股區新北產業園區五工路 134 號


t (886-2) 2299-3279

f (886-2) 2298-0488

www.tw.sgs.com

Member of SGS Group

Dipole Calibration for Body Tissue/Pin=100mW, dist=10mm, f=5800 MHz/Zoom Scan,
dist=1.4mm (8x8x7)/Cube 0: Measurement grid: dx=4mm, dy=4mm, dz=1.4mm
Reference Value = 65.14 V/m; Power Drift = -0.06 dB
Peak SAR (extrapolated) = 34.0 W/kg
SAR(1 g) = 7.64 W/kg; SAR(10 g) = 2.13 W/kg
Maximum value of SAR (measured) = 18.3 W/kg

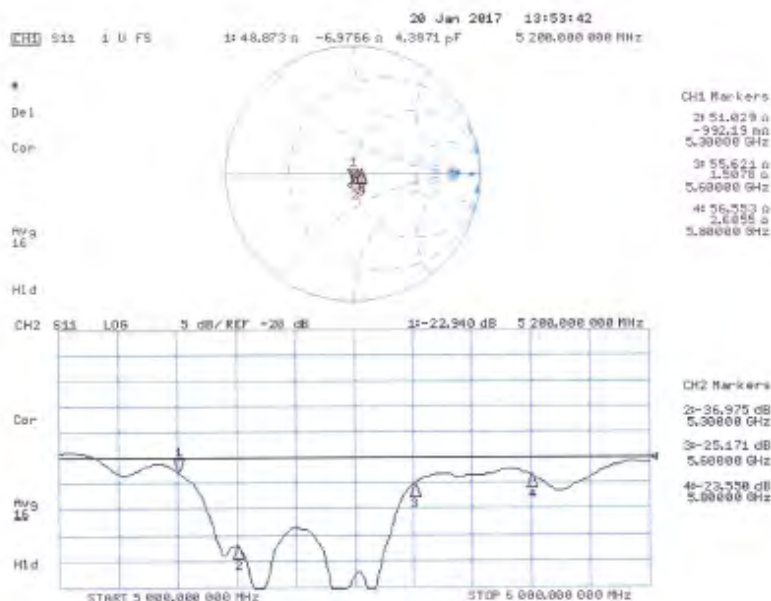


Unless otherwise stated the results shown in this test report refer only to the sample(s) tested and such sample(s) are retained for 90 days only.

除非另有說明，此報告結果僅對測試之樣品負責，同時此樣品僅保留90天。本報告未經本公司書面許可，不可部份複製。

This document is issued by the Company subject to its General Conditions of Service printed overleaf, available on request or accessible at www.sgs.com/terms_and_conditions.htm and, for electronic format documents, subject to Terms and Conditions for Electronic Documents at www.sgs.com/terms_e-document.htm. Attention is drawn to the limitation of liability, indemnification and jurisdiction issues defined therein. Any holder of this document is advised that information contained hereon reflects the Company's findings at the time of its intervention only and within the limits of Client's instructions, if any. The Company's sole responsibility is to its Client and this document does not exonerate parties to a transaction from exercising all their rights and obligations under the transaction documents. This document cannot be reproduced except in full, without prior written approval of the Company. Any unauthorized alteration, forgery or falsification of the content or appearance of this document is unlawful and offenders may be prosecuted to the fullest extent of the law.

Impedance Measurement Plot for Body TSL



- End of 1st part of report -

Unless otherwise stated the results shown in this test report refer only to the sample(s) tested and such sample(s) are retained for 90 days only.

除非另有說明，此報告結果僅對測試之樣品負責，同時此樣品僅保留90天。本報告未經本公司書面許可，不可部份複製。

This document is issued by the Company subject to its General Conditions of Service printed overleaf, available on request or accessible at www.sgs.com/terms_and_conditions.htm and, for electronic format documents, subject to Terms and Conditions for Electronic Documents at www.sgs.com/terms_e-document.htm. Attention is drawn to the limitation of liability, indemnification and jurisdiction issues defined therein. Any holder of this document is advised that information contained hereon reflects the Company's findings at the time of its intervention only and within the limits of Client's instructions, if any. The Company's sole responsibility is to its Client and this document does not exonerate parties to a transaction from exercising all their rights and obligations under the transaction documents. This document cannot be reproduced except in full, without prior written approval of the Company. Any unauthorized alteration, forgery or falsification of the content or appearance of this document is unlawful and offenders may be prosecuted to the fullest extent of the law.