




PHOTOGRAPHS OF THE TEST CONFIGURATION


CONDUCTED EMISSION TEST



RADIATED EMISSION TEST (Mode 1, Below 1GHz)



With antenna on antenna port






RADIATED EMISSION TEST (Mode 2, Below 1GHz)



With antenna on antenna port







RADIATED EMISSION TEST (Mode 1, Above 1GHz)


With antenna on antenna port



RADIATED EMISSION TEST (Mode 2, Above 1GHz)



With antenna on antenna port for 2.4GHz





RADIATED EMISSION TEST (Mode 2, Above 1GHz)



With antenna on antenna port for 5GHz






RADIATED EMISSION TEST (Below 1GHz)

With 50ohm terminator on antenna port





RADIATED EMISSION TEST (Above 1GHz)

With 50ohm terminator on antenna port

