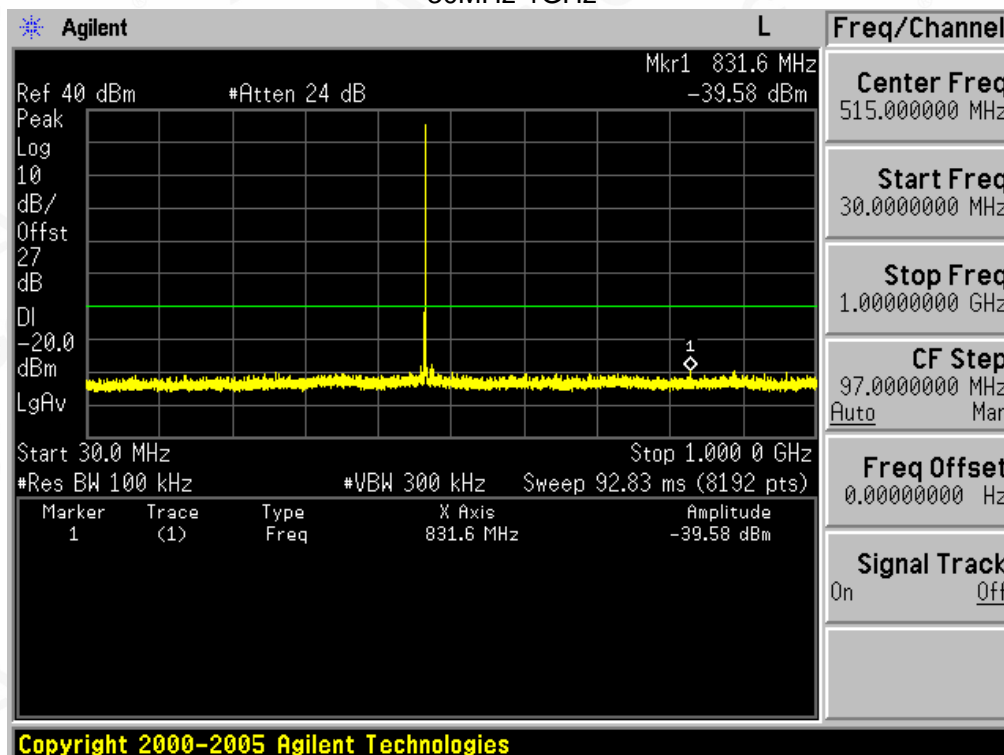
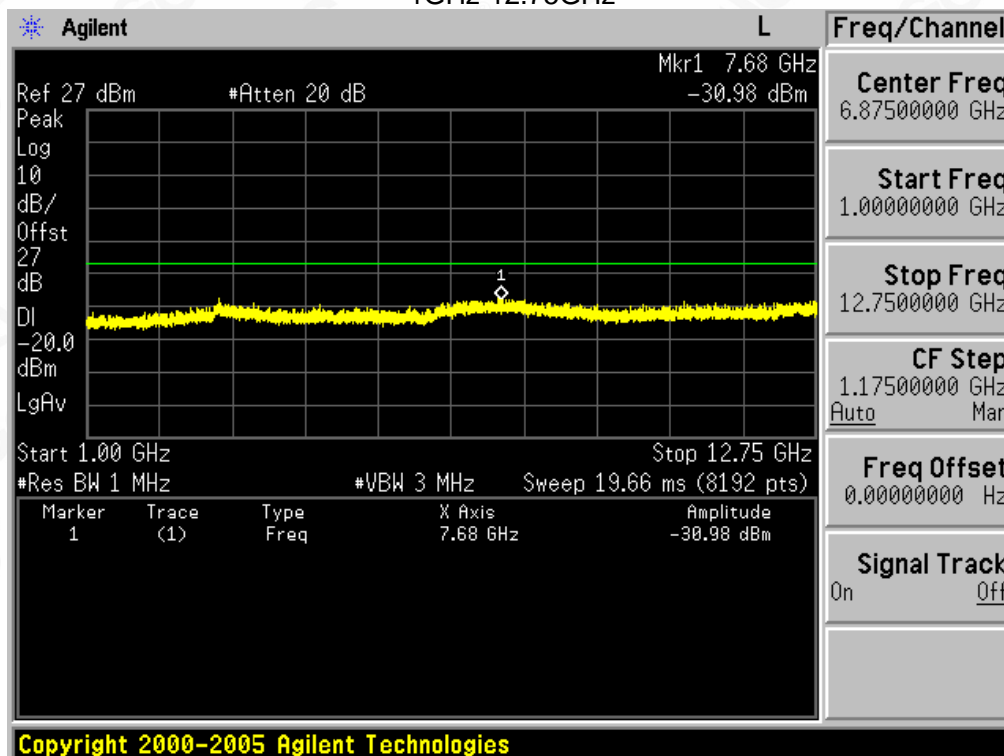


Conducted Spurious Emission (worst) @ 479.975MHz With 12.5 KHz Channel Separation-4W
30MHz-1GHz



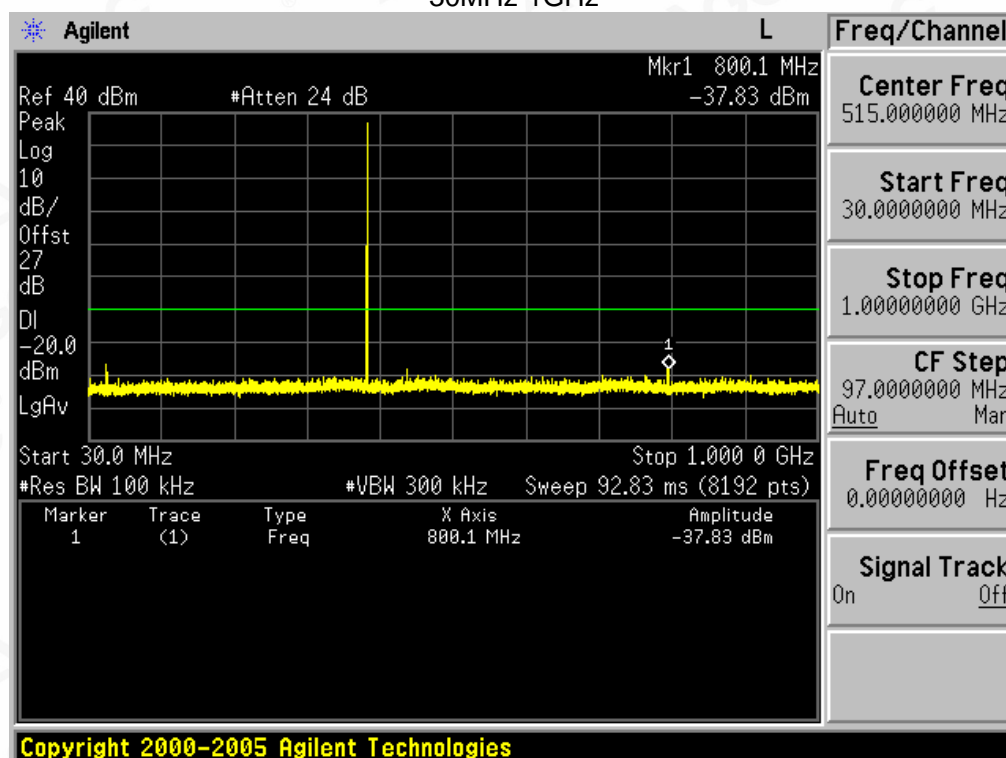
Conduct Spurious Emission (worst) @ 479.975MHz With 12.5 KHz Channel Separation-4W
1GHz-12.75GHz



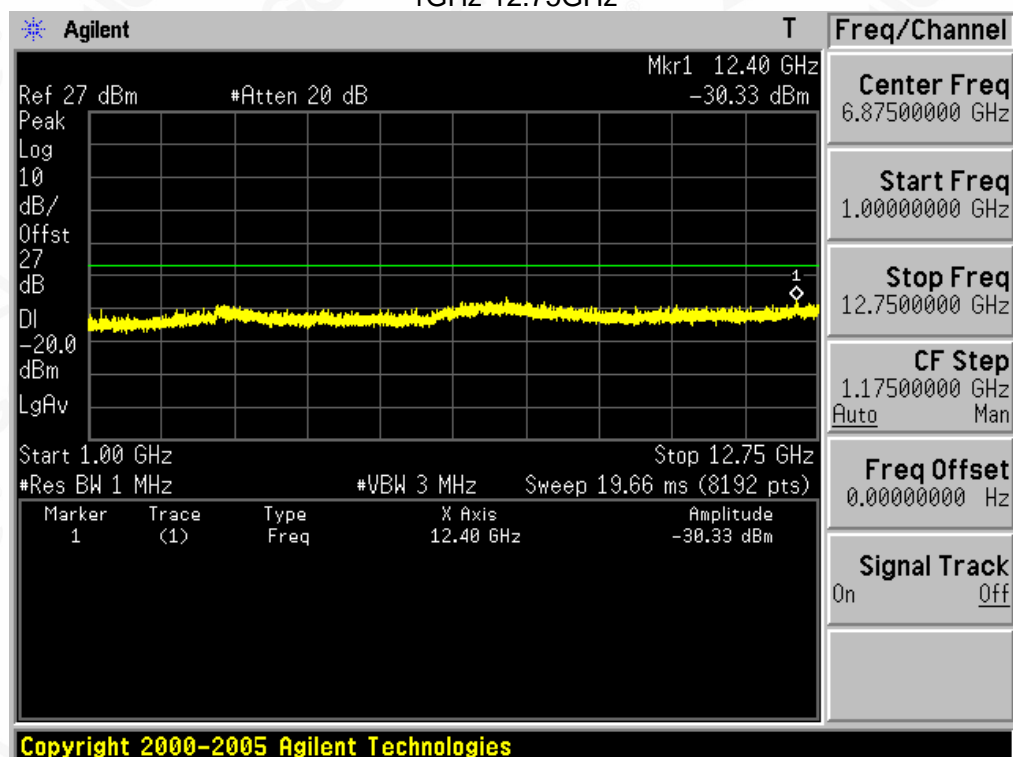
Note: All the test frequencies was tested, but only the worst data be recorded in this part.

Digital:

Conducted Spurious Emission (worst) @400.025MHz With 12.5 KHz Channel Separation-10W
30MHz-1GHz



Conduct Spurious Emission (worst) @ 400.025MHz With 12.5 KHz Channel Separation-10W
1GHz-12.75GHz



Attestation of Global Compliance

Attestation of Global Compliance(Shenzhen)Co.,Ltd.

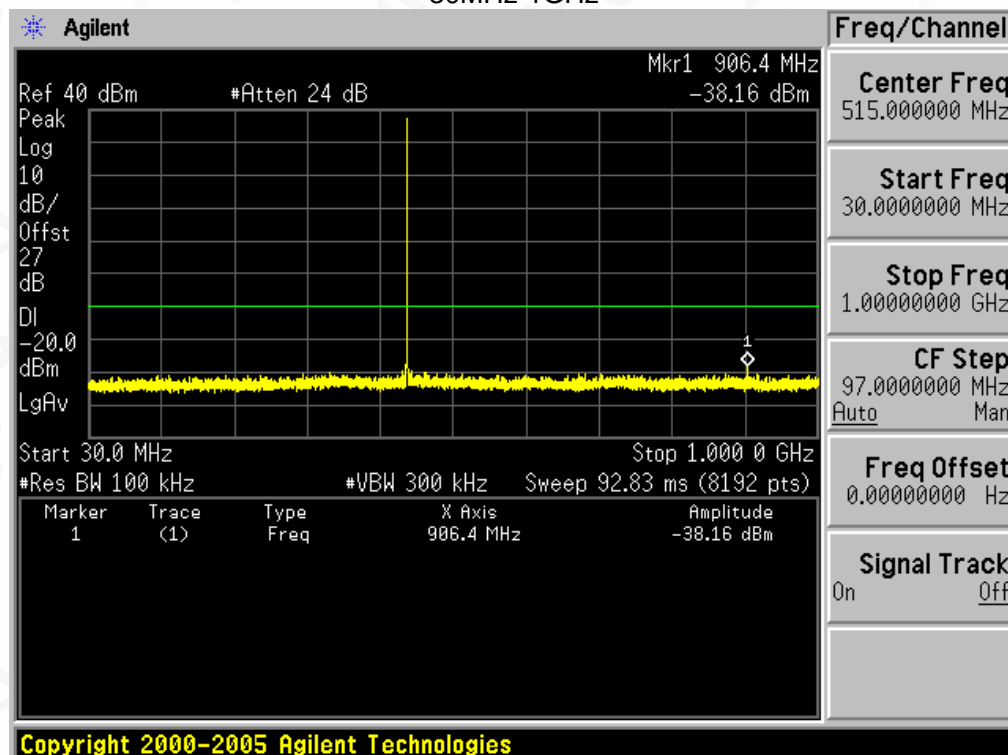
Add: 2/F., Building 2, Sanwei Chaxi Industrial Park, Sanwei Community,
Hangcheng Street, Bao'an District, Shenzhen, Guangdong, China

Tel: +86-755 2523 4088

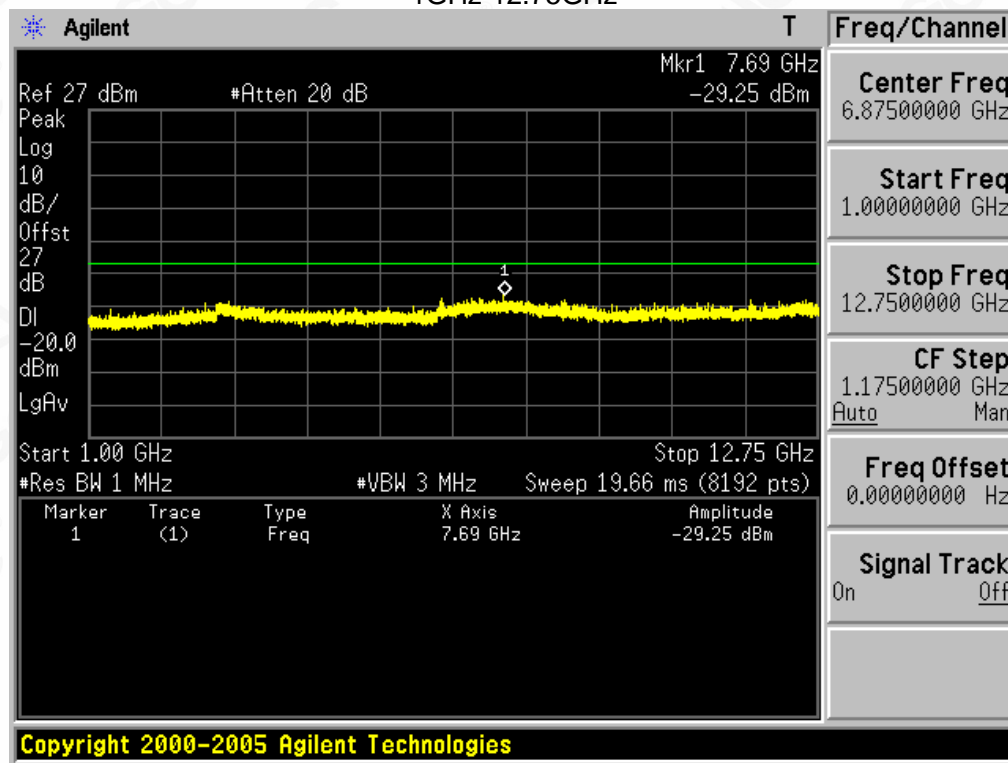
E-mail: agc@agc-cert.com

Service Hotline: 400 089 2118

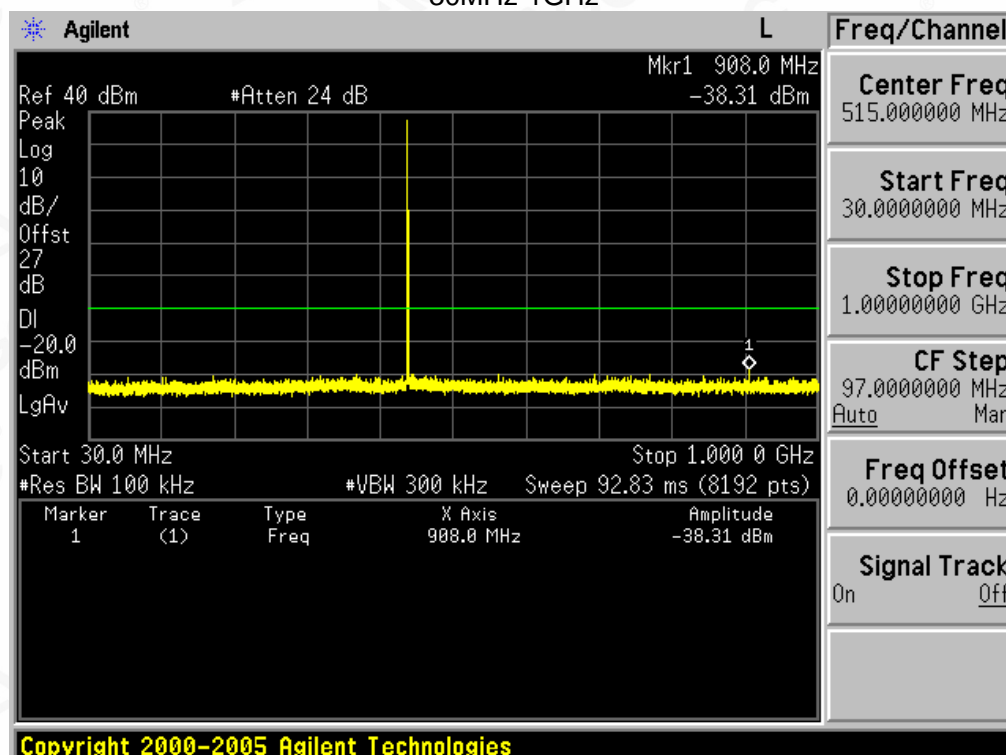
Conducted Spurious Emission (worst) @ 453.225MHz With 12.5 KHz Channel Separation-10W
30MHz-1GHz



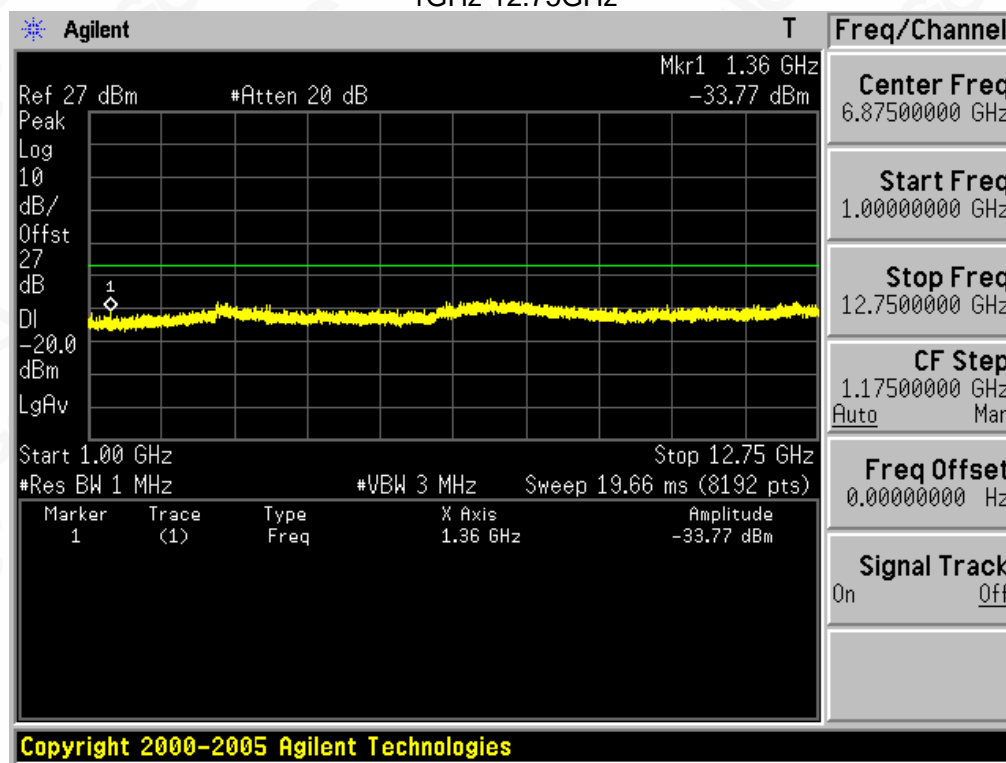
Conduct Spurious Emission (worst) @ 453.225MHz With 12.5 KHz Channel Separation-10W
1GHz-12.75GHz



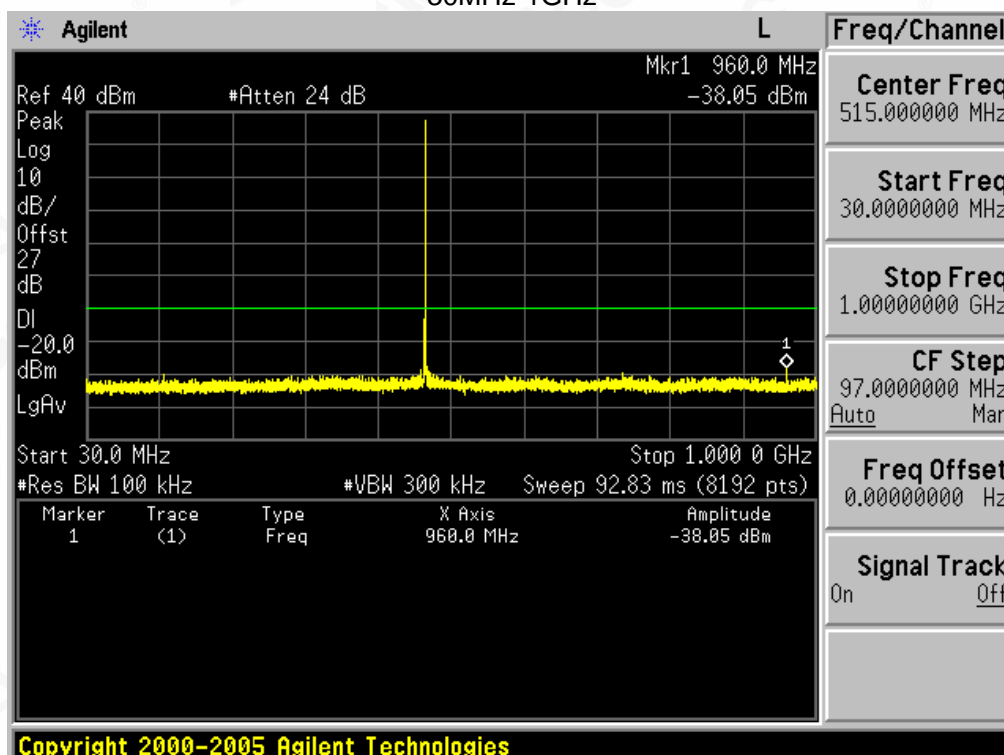
Conducted Spurious Emission (worst) @ 454.025MHz With 12.5 KHz Channel Separation-10W
30MHz-1GHz



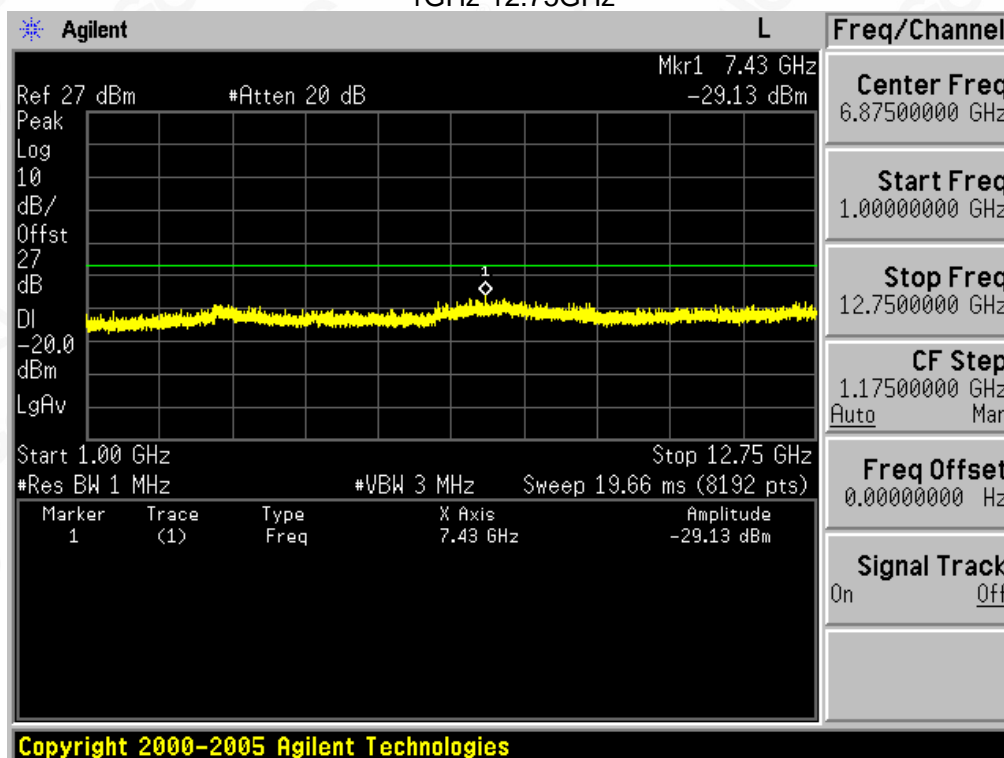
Conduct Spurious Emission (worst) @ 454.025MHz With 12.5 KHz Channel Separation-10W
1GHz-12.75GHz



Conducted Spurious Emission (worst) @ 479.975 MHz With 12.5 KHz Channel Separation-10W
30MHz-1GHz



Conduct Spurious Emission (worst) @ 479.975 MHz With 12.5 KHz Channel Separation-10W
1GHz-12.75GHz



Attestation of Global Compliance

Attestation of Global Compliance(Shenzhen)Co.,Ltd.

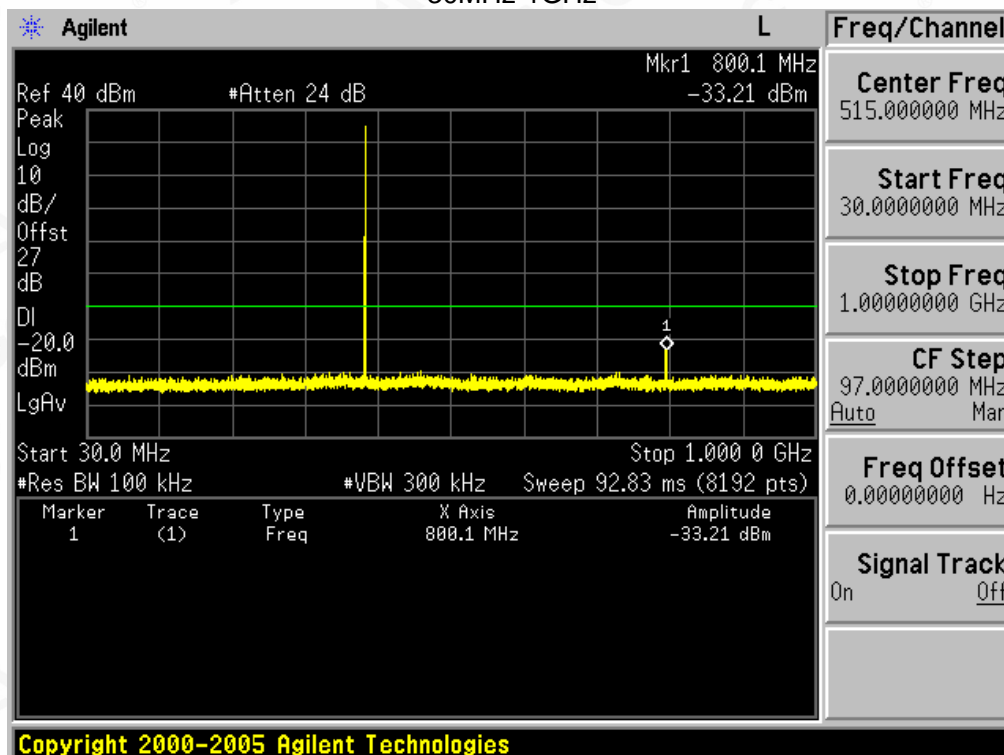
Add: 2/F., Building 2, Sanwei Chaxi Industrial Park, Sanwei Community,
Hangcheng Street, Bao'an District, Shenzhen, Guangdong, China

Tel: +86-755 2523 4088

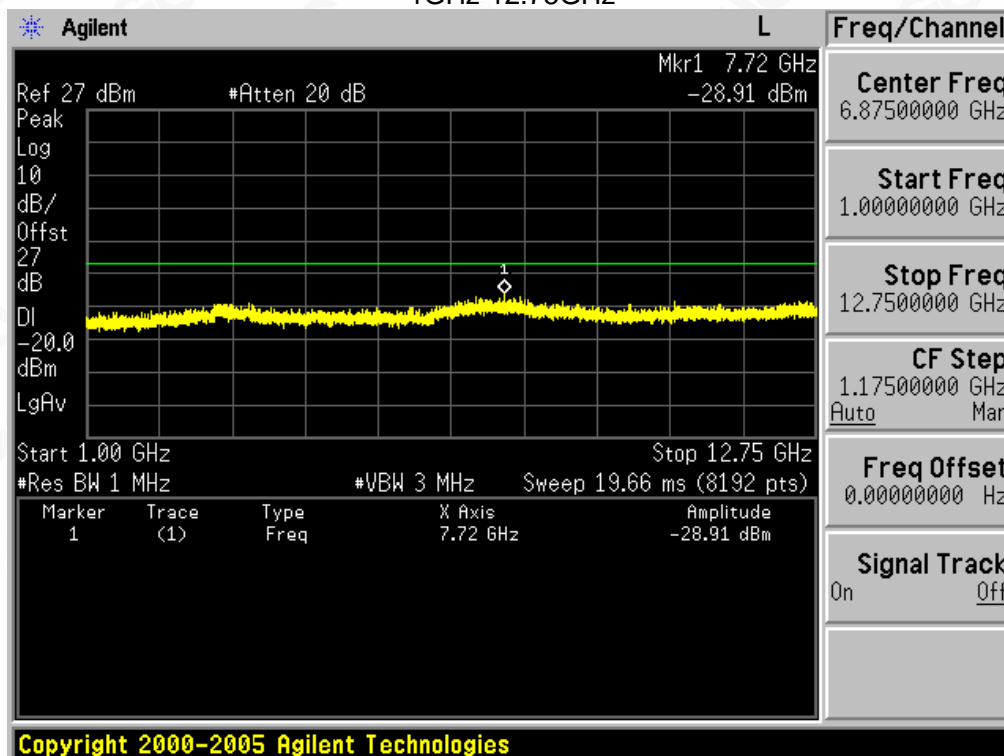
E-mail: agc@agc-cert.com

Service Hotline: 400 089 2118

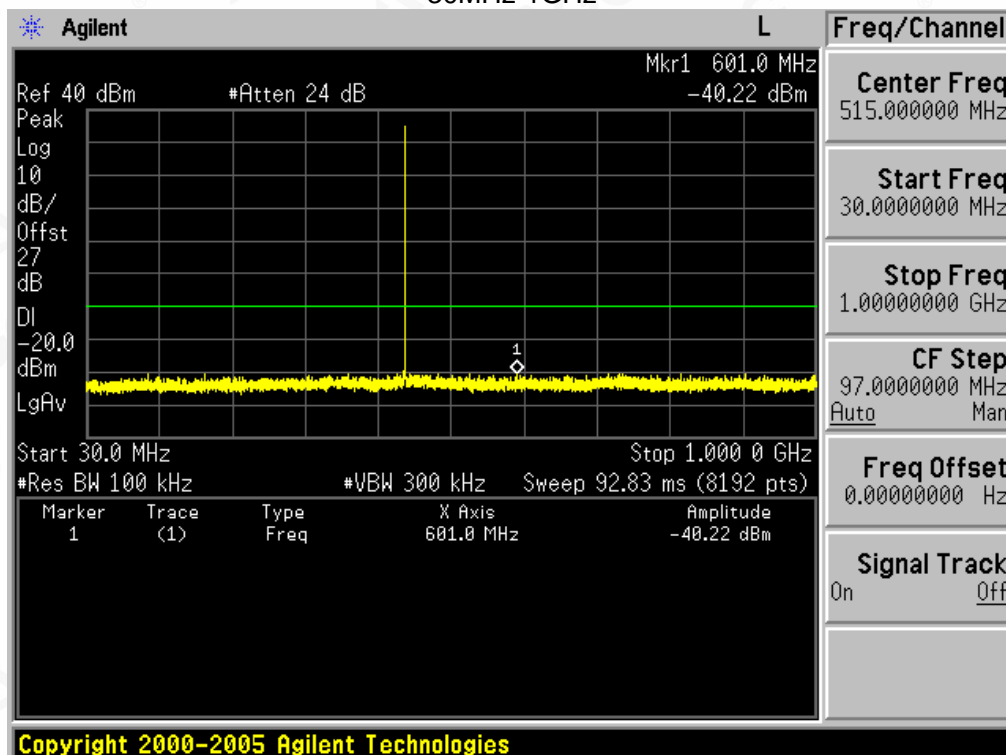
Conducted Spurious Emission (worst) @ 400.025MHz MHz With 12.5 KHz Channel Separation-4W
30MHz-1GHz



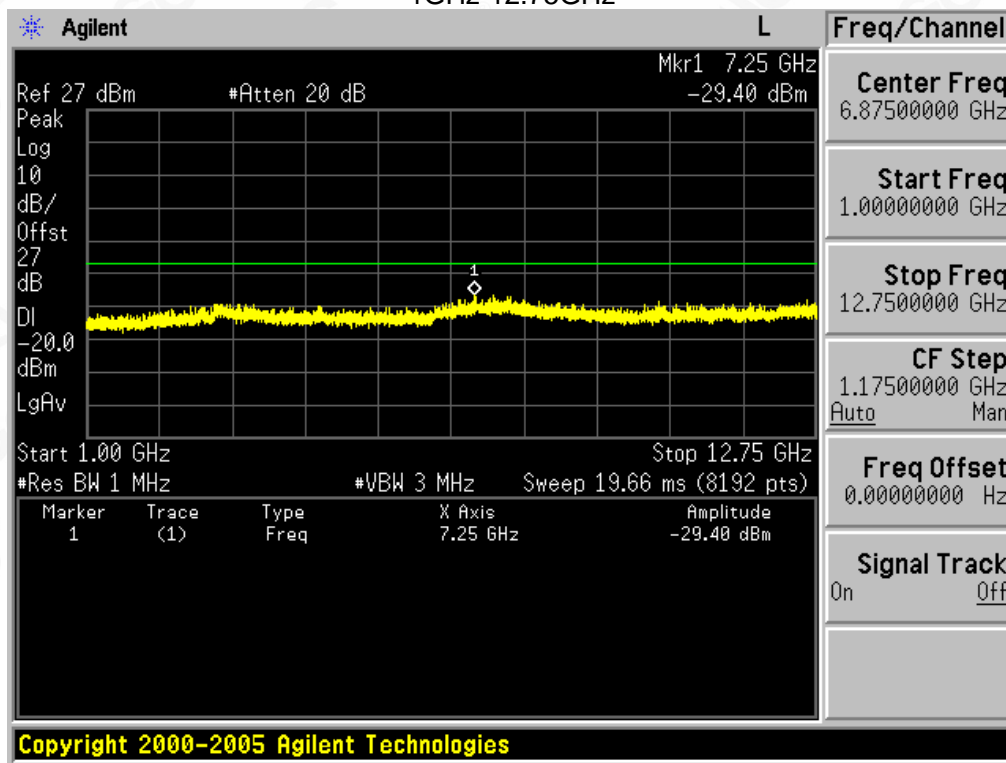
Conduct Spurious Emission (worst) @ 400.025MHz MHz With 12.5 KHz Channel Separation-4W
1GHz-12.75GHz



Conducted Spurious Emission (worst) @ 453.225MHz With 12.5 KHz Channel Separation-4W
30MHz-1GHz



Conduct Spurious Emission (worst) @ 453.225MHz With 12.5 KHz Channel Separation-4W
1GHz-12.75GHz



Attestation of Global Compliance

Attestation of Global Compliance(Shenzhen)Co.,Ltd.

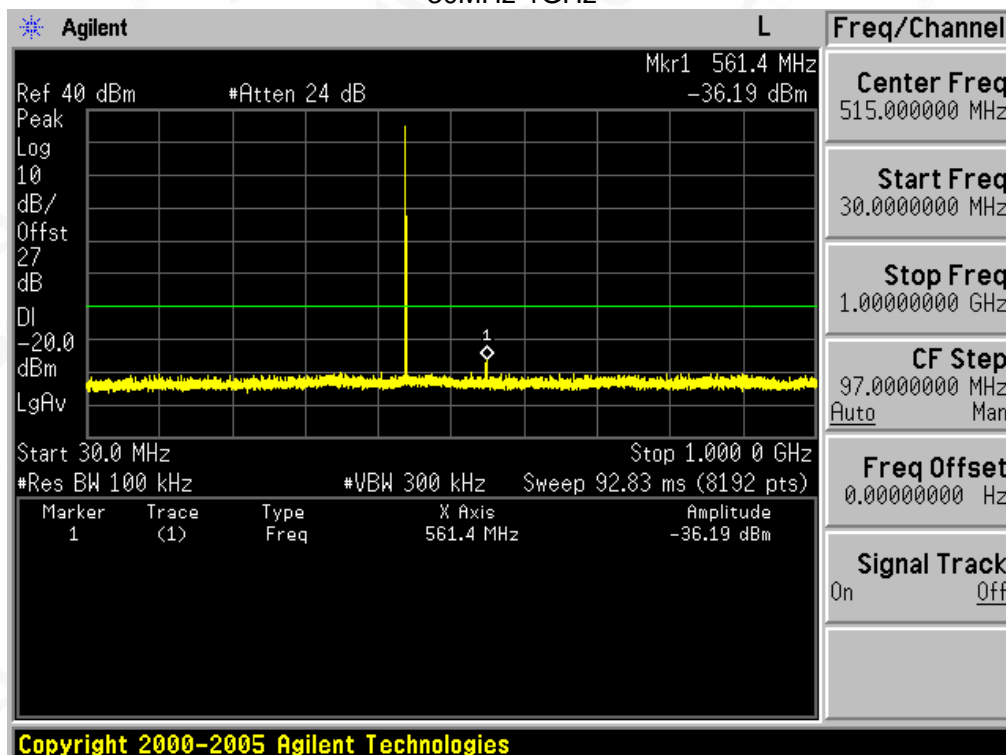
Add: 2/F., Building 2, Sanwei Chaxi Industrial Park, Sanwei Community,
Hangcheng Street, Bao'an District, Shenzhen, Guangdong, China

Tel: +86-755 2523 4088

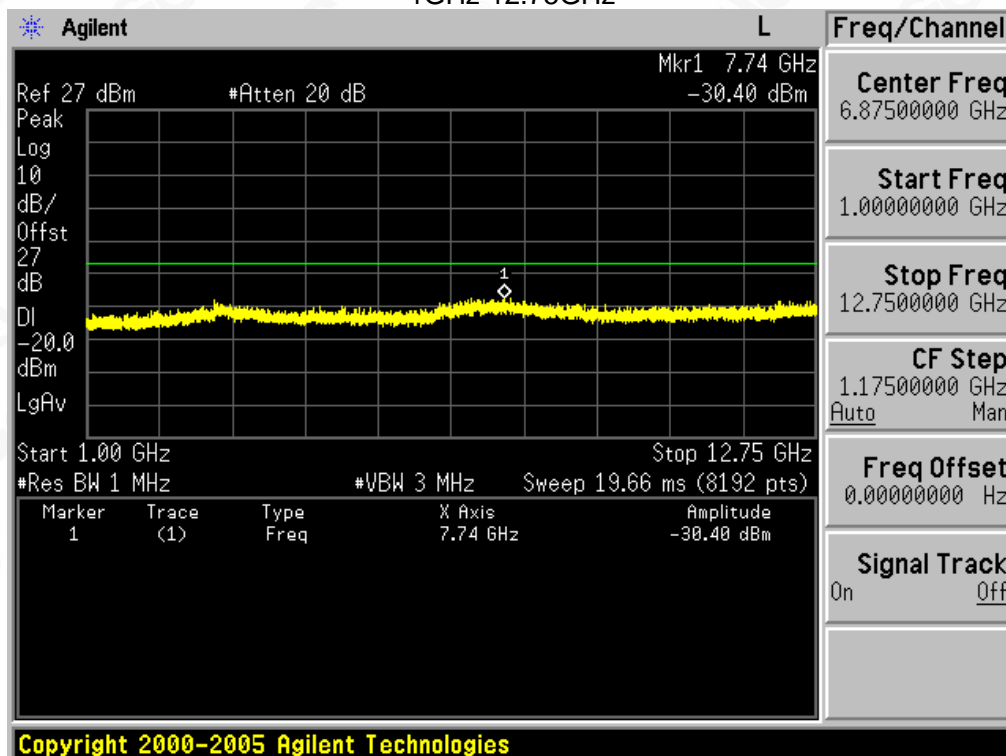
E-mail: agc@agc-cert.com

Service Hotline: 400 089 2118

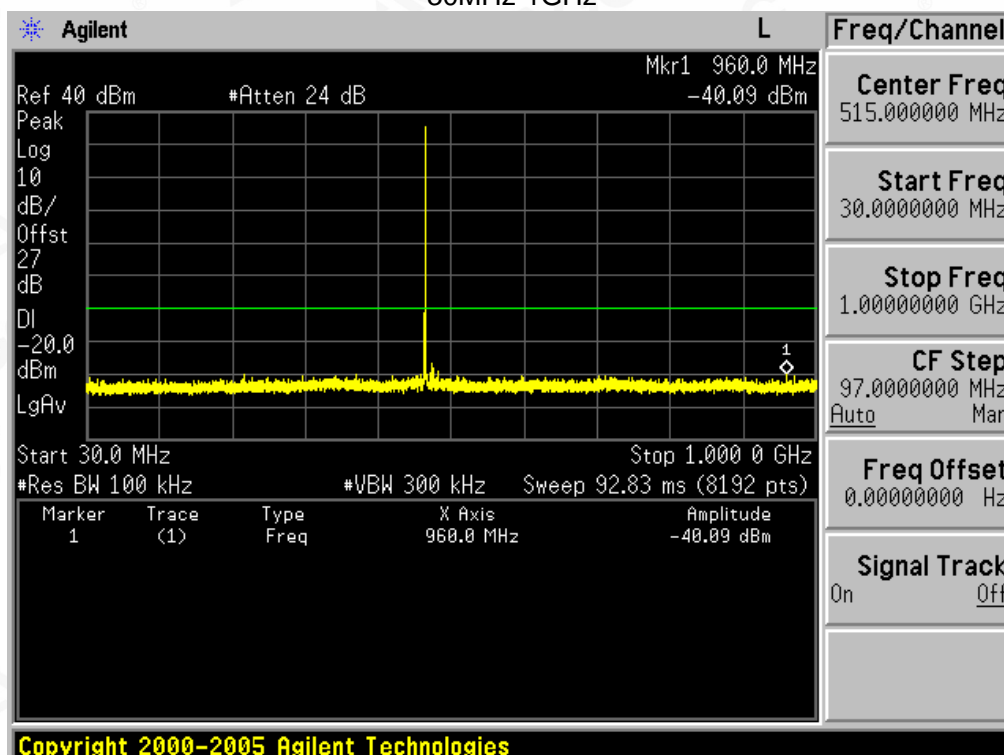
Conducted Spurious Emission (worst) @ 454.025MHz With 12.5 KHz Channel Separation-4W
30MHz-1GHz



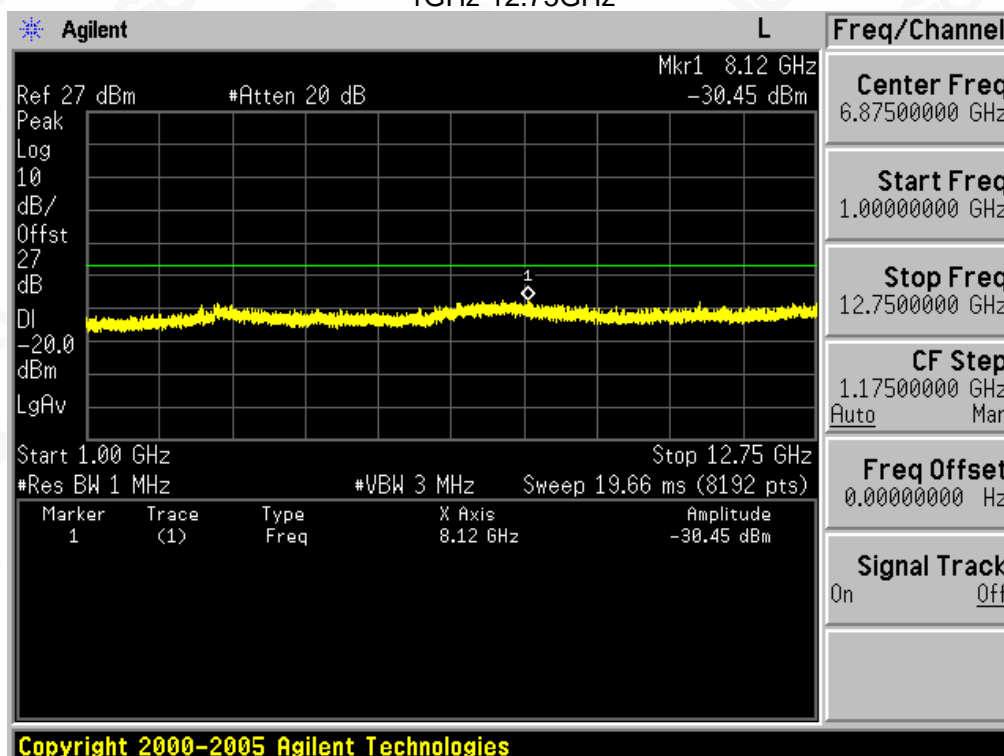
Conduct Spurious Emission (worst) @ 454.025MHz With 12.5 KHz Channel Separation-4W
1GHz-12.75GHz



Conducted Spurious Emission (worst) @ 479.975MHz With 12.5 KHz Channel Separation-4W
30MHz-1GHz



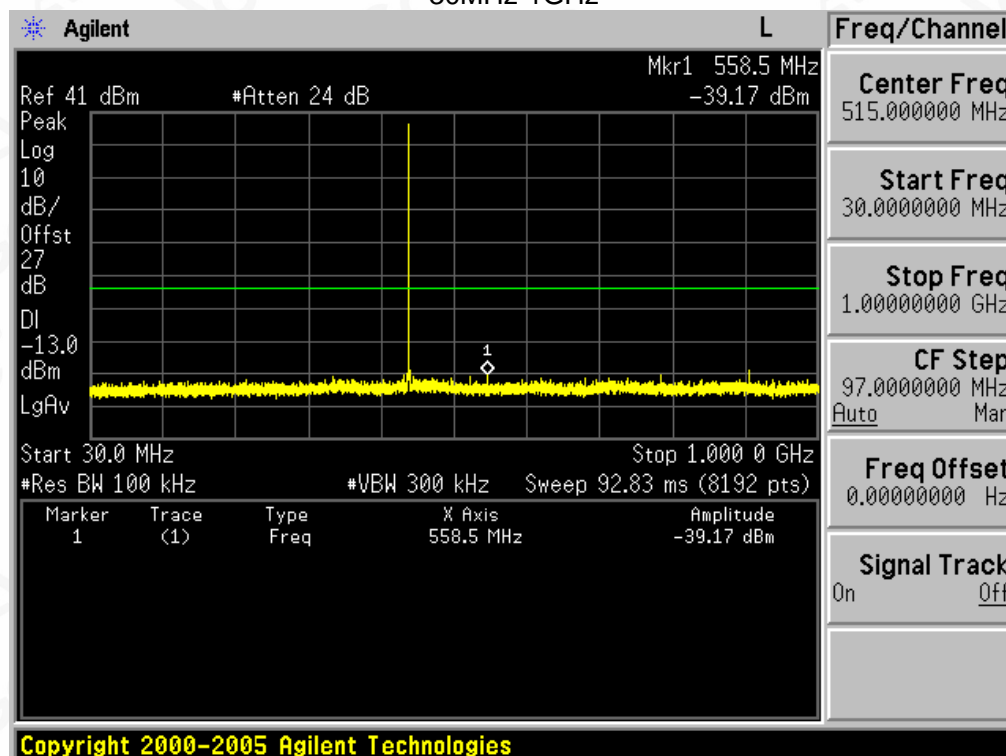
Conduct Spurious Emission (worst) @ 479.975MHz With 12.5 KHz Channel Separation4W
1GHz-12.75GHz



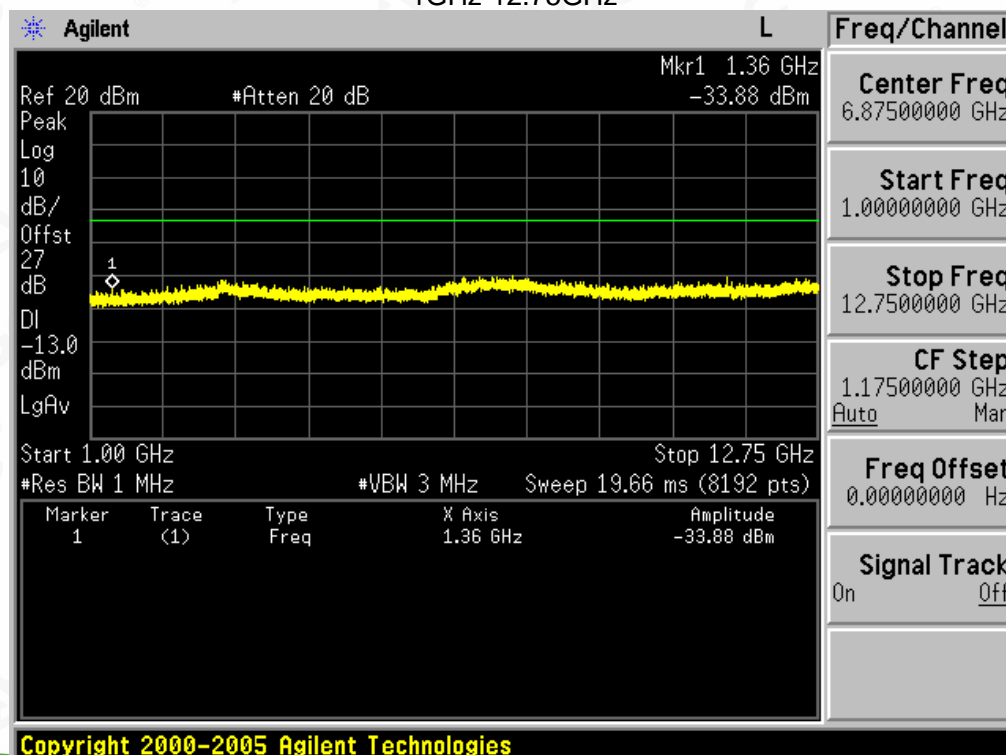
Note: All the test frequencies was tested, but only the worst data be recorded in this part.

FCC PART 22:
UHF:
Analog:

Conducted Spurious Emission (worst) @ 454.025MHz With 12.5 KHz Channel Separation-10W
30MHz-1GHz



Conduct Spurious Emission (worst) @ 454.025MHz With 12.5 KHz Channel Separation-10W
1GHz-12.75GHz



Attestation of Global Compliance

Attestation of Global Compliance(Shenzhen)Co.,Ltd.

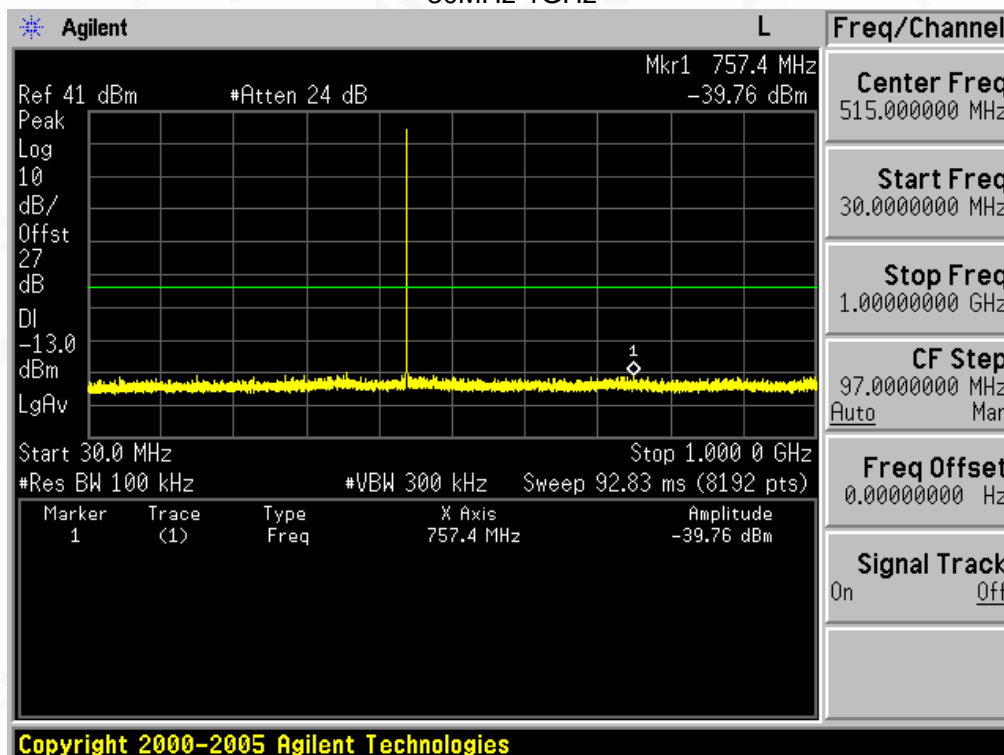
Add: 2/F., Building 2, Sanwei Chaxi Industrial Park, Sanwei Community,
Hangcheng Street, Bao'an District, Shenzhen, Guangdong, China

Tel: +86-755 2523 4088

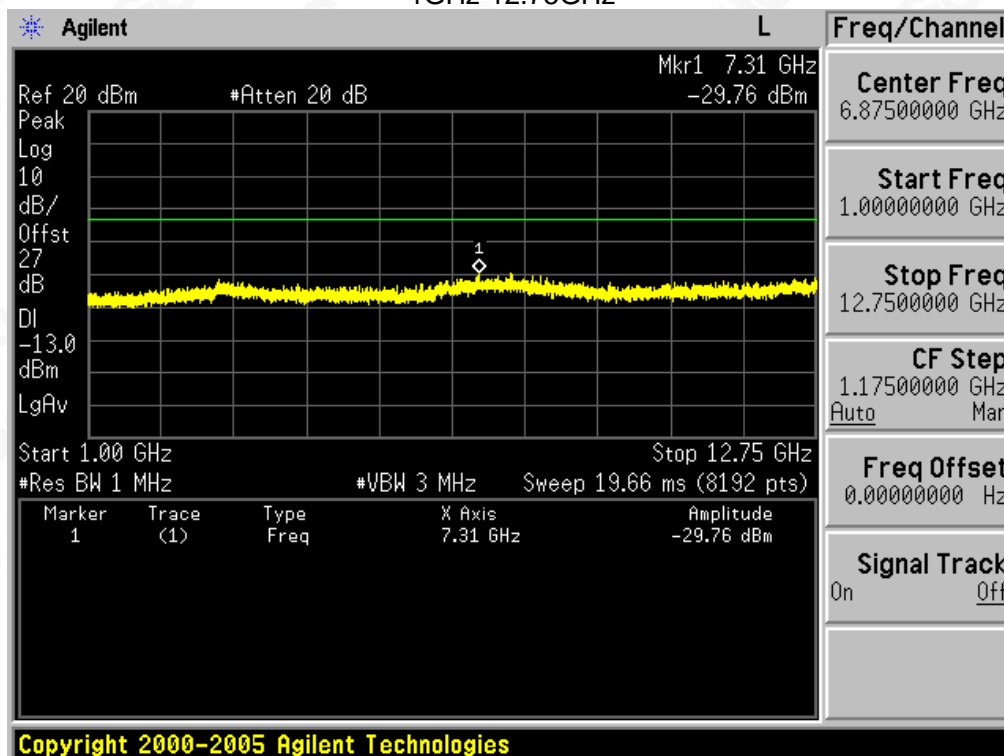
E-mail: agc@agc-cert.com

Service Hotline: 400 089 2118

Conducted Spurious Emission (worst) @ 454.025MHz With 12.5 KHz Channel Separation-4W
30MHz-1GHz



Conduct Spurious Emission (worst) @ 454.025MHz With 12.5 KHz Channel Separation-4W
1GHz-12.75GHz



Attestation of Global Compliance

Attestation of Global Compliance(Shenzhen)Co.,Ltd.

Add: 2/F., Building 2, Sanwei Chaxi Industrial Park, Sanwei Community,
Hangcheng Street, Bao'an District, Shenzhen, Guangdong, China

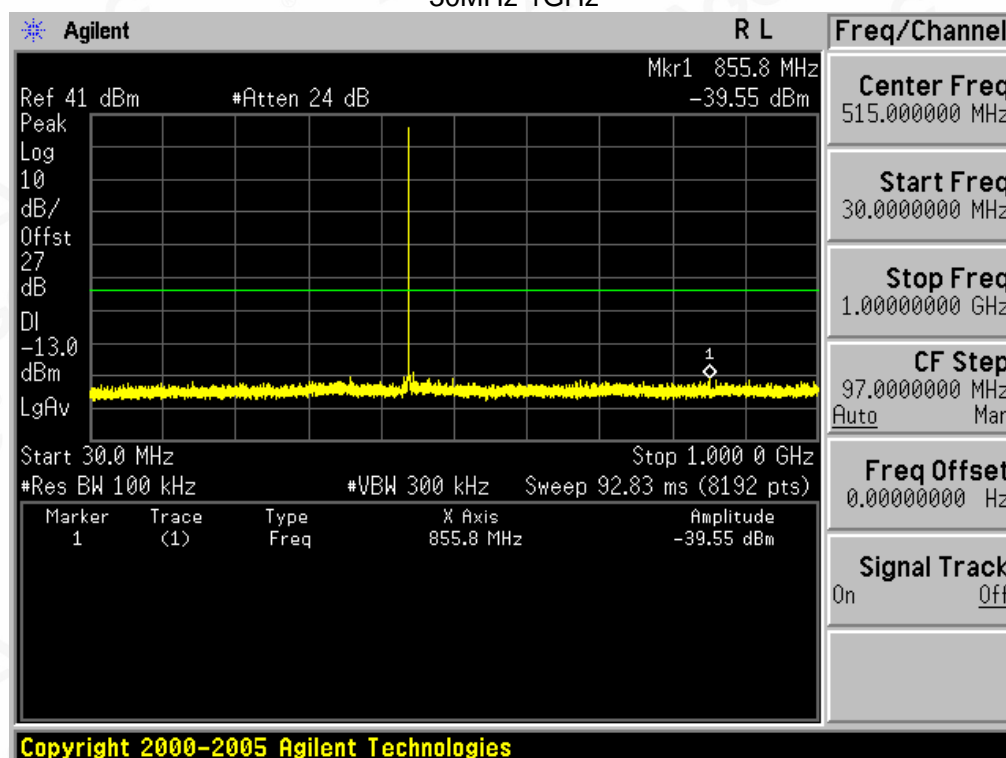
Tel: +86-755 2523 4088

E-mail: agc@agc-cert.com

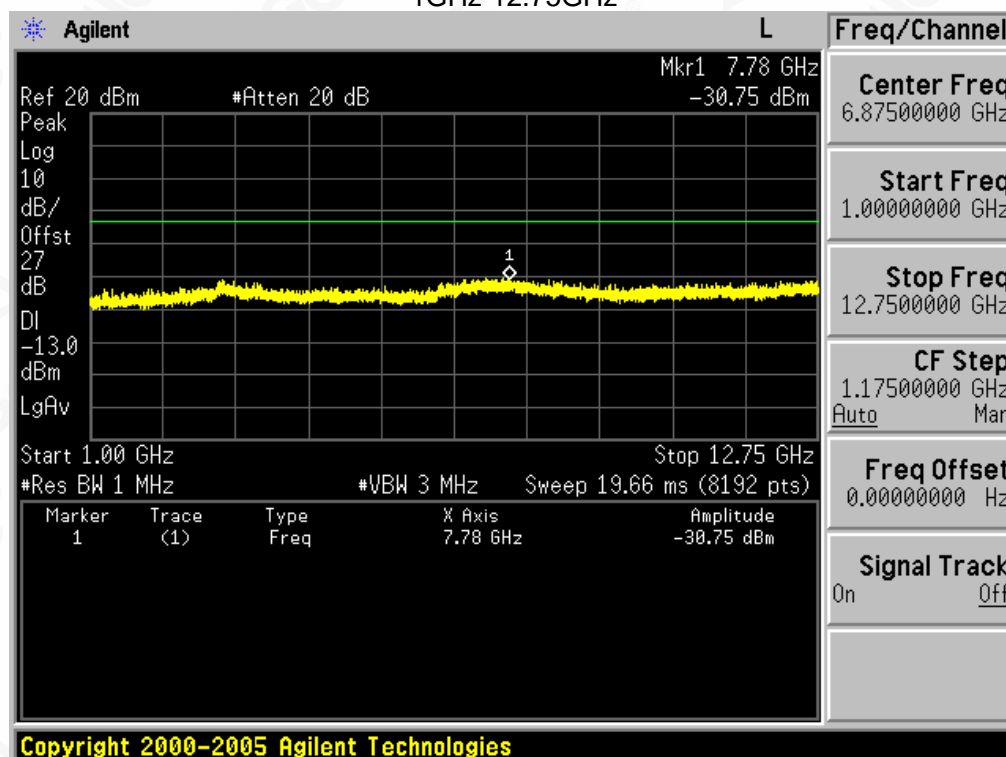
Service Hotline: 400 089 2118

Digital:

Conducted Spurious Emission (worst) @ 454.025MHz With 12.5 KHz Channel Separation-10W
30MHz-1GHz



Conduct Spurious Emission (worst) @ 454.025MHz With 12.5 KHz Channel Separation-10W
1GHz-12.75GHz



Attestation of Global Compliance

Attestation of Global Compliance(Shenzhen)Co.,Ltd.

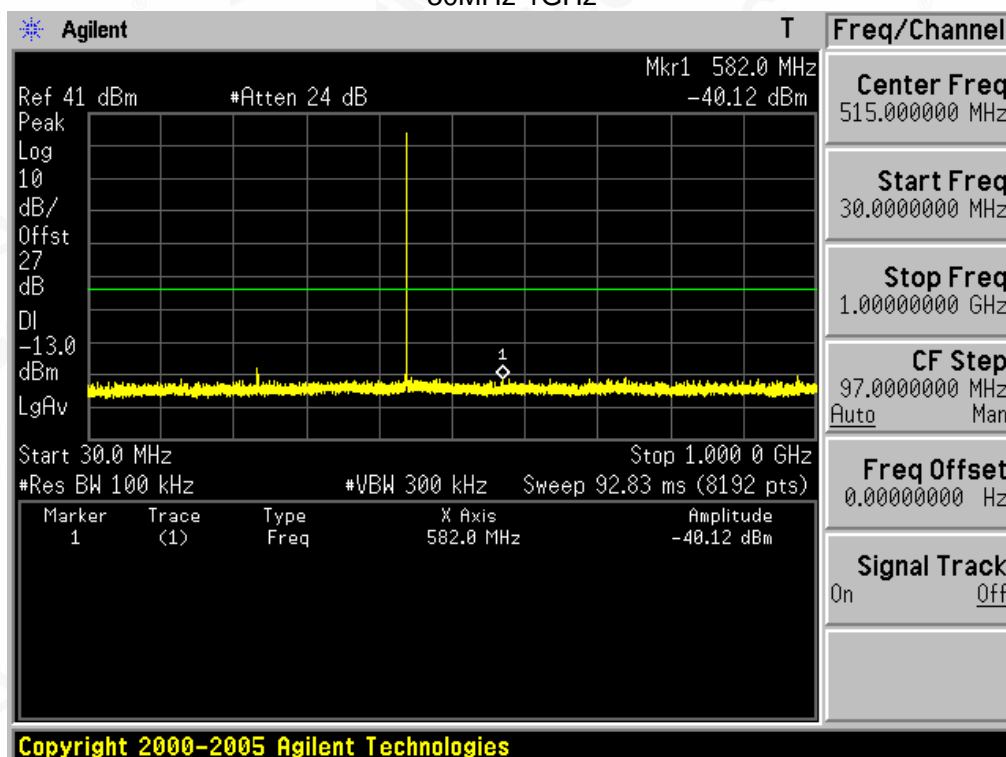
Add: 2/F., Building 2, Sanwei Chaxi Industrial Park, Sanwei Community,
Hangcheng Street, Bao'an District, Shenzhen, Guangdong, China

Tel: +86-755 2523 4088

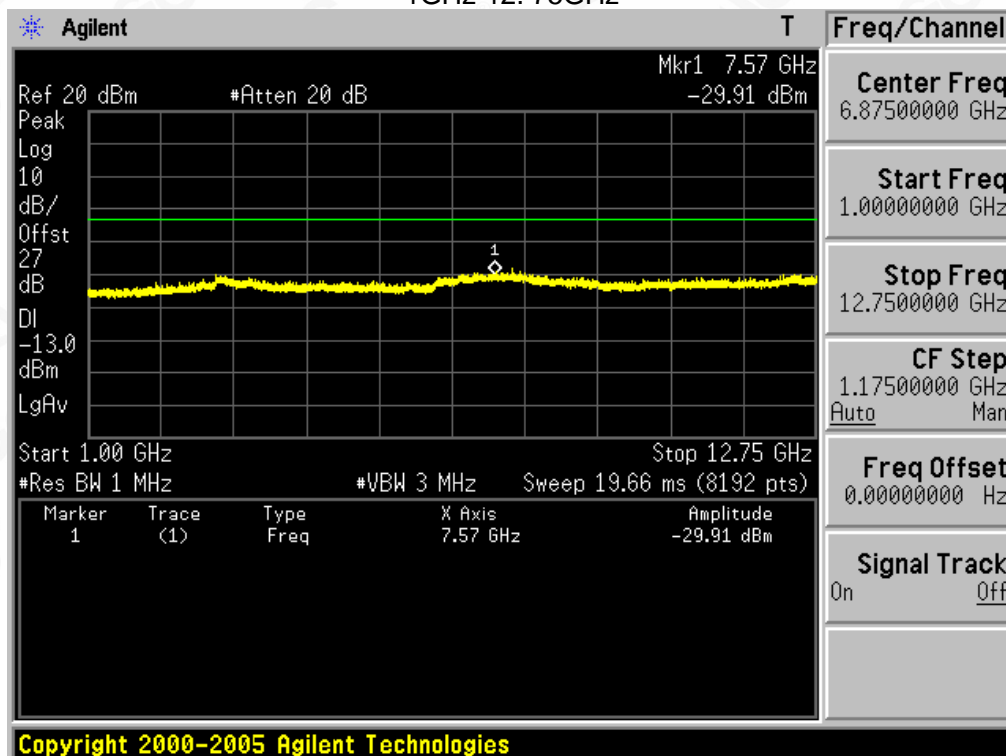
E-mail: agc@agc-cert.com

Service Hotline: 400 089 2118

Conducted Spurious Emission (worst) @ 454.025MHz With 12.5 KHz Channel Separation-4W
30MHz-1GHz



Conduct Spurious Emission (worst) @ 454.025MHz With 12.5 KHz Channel Separation-4W
1GHz-12.75GHz



11. TRANSMITTER FREQUENCY BEHAVIOR

11.1 PROVISIONS APPLICABLE

FCC §90.214

Time intervals ^{1, 2}	Maximum frequency difference ³	All equipment	
		150 to 174 MHz	421 to 512 MHz
Transient Frequency Behavior for Equipment Designed to Operate on 25 kHz Channels			
t ₁ ⁴	± 25.0 kHz	5.0 ms	10.0 ms
t ₂	± 12.5 kHz	20.0 ms	25.0 ms
t ₃ ⁴	± 25.0 kHz	5.0 ms	10.0 ms
Transient Frequency Behavior for Equipment Designed to Operate on 12.5 kHz Channels			
t ₁ ⁴	± 12.5 kHz	5.0 ms	10.0 ms
t ₂	± 6.25 kHz	20.0 ms	25.0 ms
t ₃ ⁴	± 12.5 kHz	5.0 ms	10.0 ms
Transient Frequency Behavior for Equipment Designed to Operate on 6.25 kHz Channels			
t ₁ ⁴	± 6.25 kHz	5.0 ms	10.0 ms
t ₂	± 3.125 kHz	20.0 ms	25.0 ms
t ₃ ⁴	± 6.25 kHz	5.0 ms	10.0 ms

¹ t_{on} is the instant when a 1 kHz test signal is completely suppressed, including any capture time due to phasing.

t_1 is the time period immediately following t_{on} .

t_2 is the time period immediately following t_1 .

t_3 is the time period from the instant when the transmitter is turned off until t_{off} .

t_{off} is the instant when the 1 kHz test signal starts to rise.

² During the time from the end of t_2 to the beginning of t_3 , the frequency difference must not exceed the limits specified in §90.213.

³ Difference between the actual transmitter frequency and the assigned transmitter frequency.

⁴ If the transmitter carrier output power rating is 6 watts or less, the frequency difference during this time period may exceed the maximum frequency difference for this time period.

11.2 TEST METHOD

TIA/EIA-603 2.2.19.3

11.3 DESCRIBE LIMIT LINE OF TRANSMITTER FREQUENCY BEHAVIOR

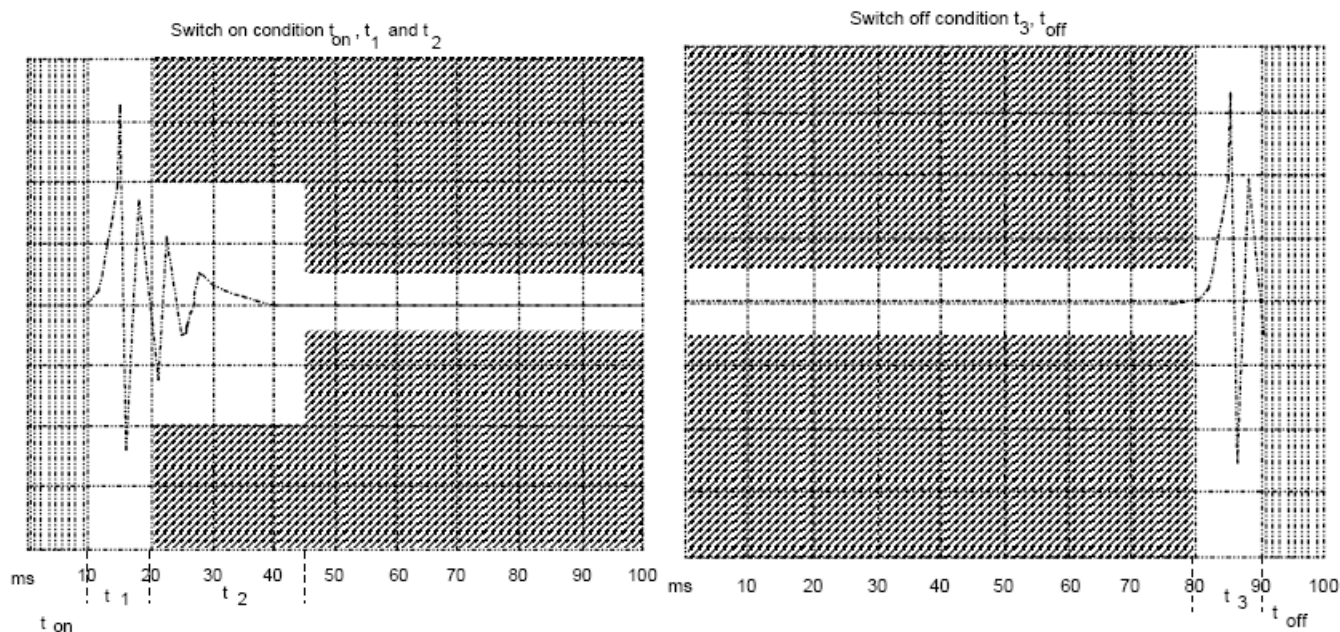
ton: The switch-on instant t_{on} of a transmitter is defined by the condition when the output power, measured at the antenna terminal, exceeds 0,1 % of the full output power (-30 dBc).

t1: period of time starting at t_{on} and finishing according to above 11.1

t2: period of time starting at the end of t_1 and finishing according to above 11.1

toff: switch-off instant defined by the condition when the output power falls below 0,1 % of the full output power (-30 dBc).

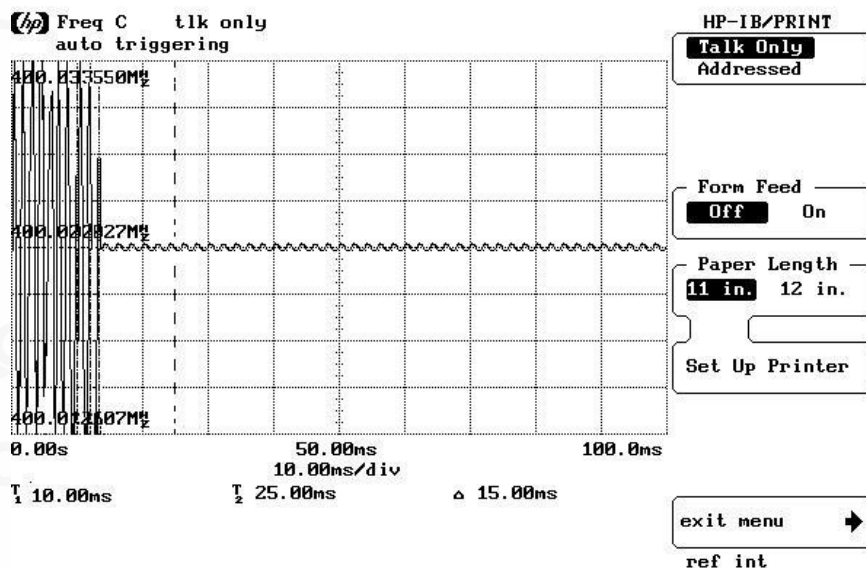
t3: period of time that finishing at t_{off} and starting according to above 11.1



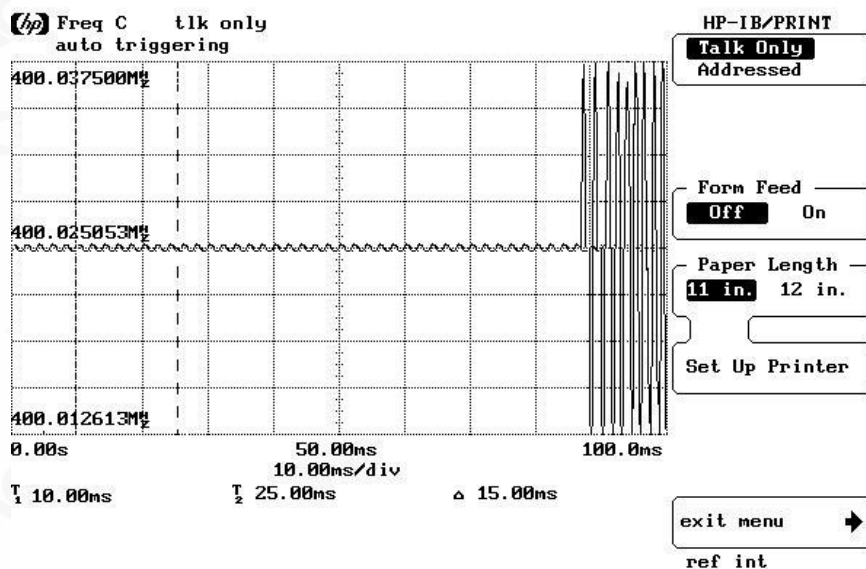
11.4 MEASURE RESULT

UHF:

Transmitter Frequency Behavior @ 12.5 KHz Channel Separation--Off to On



Transmitter Frequency Behavior @ 12.5 KHz Channel Separation--On to Off



12.1.TEST LIMITS

90.242(b)(8): Recommended audio filter attenuation characteristics are given below:

Audio band	Minimum Attenuation Rel. to 1 KHz Attenuation
3 –20 KHz	$60 \log_{10}(f/3)$ dB where f is in KHz
20 – 30 KHz	50dB

The rated audio input signal was applied to the input of the audio low-pass filter (or of all modulation stages) using an audio oscillator, this input signal level and its corresponding output signal were then measured and recorded using the FFT Digital Spectrum Analyzer. Tests were repeated at different audio signal frequencies from 0 to 50 KHz.

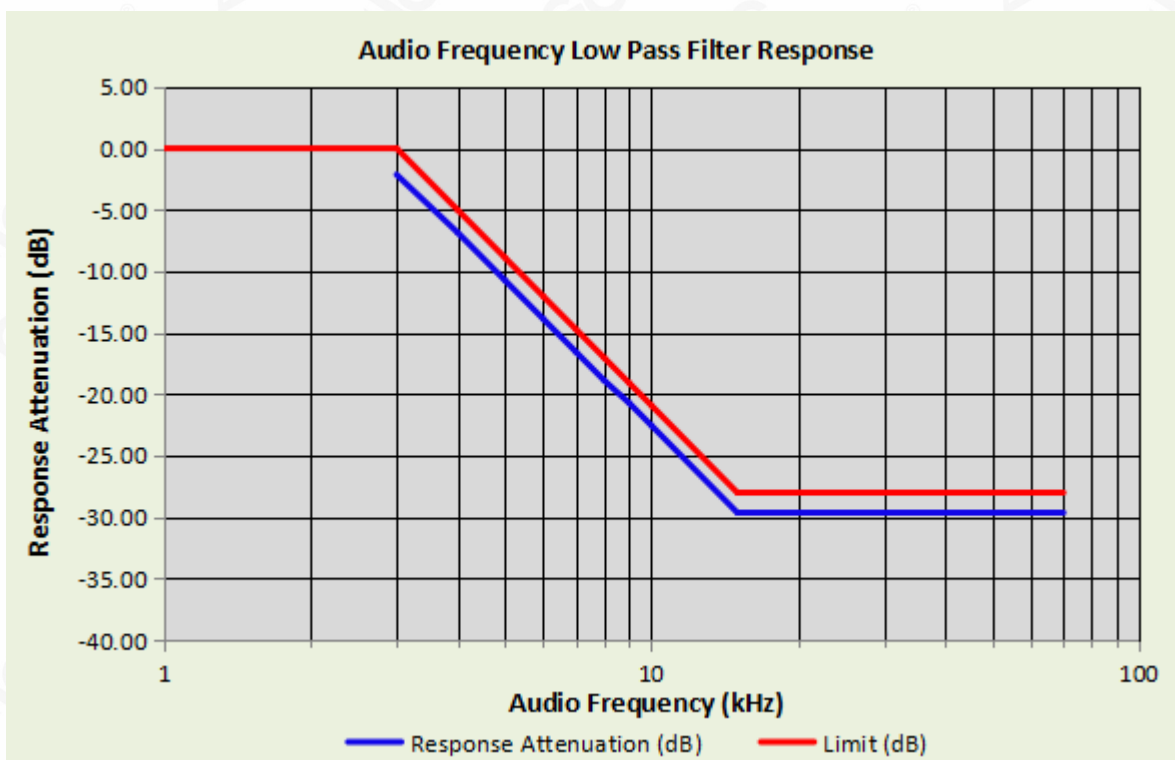


12.3.MEASURE RESULT

Analog:

12.5 KHZ CHANNEL SPACING, F3E, FREQUENCY OF ALL MODULATION STATES (TEST RESULT FOR UHF)-10W

Audio Frequency (kHz)	Response Attenuation (dB)	Limit (dB)
1	0	/
3	-2.14	0.00
4	-6.84	-5.00
5	-10.71	-8.87
6	-13.88	-12.04
7	-16.56	-14.72
8	-18.88	-17.04
9	-20.71	-19.08
10	-22.55	-20.92
15	-29.63	-28.00
20	-29.63	-28.00
30	-29.63	-28.00
50	-29.63	-28.00
70	-29.63	-28.00



Attestation of Global Compliance



Attestation of Global Compliance(Shenzhen)Co.,Ltd.

Add: 2/F., Building 2, Sanwei Chaxi Industrial Park, Sanwei Community,
Hangcheng Street, Bao'an District, Shenzhen, Guangdong, China


Tel: +86-755 2523 4088

E-mail: agc@agc-cert.com

Service Hotline: 400 089 2118

APPENDIX I: PHOTOGRAPHS OF SETUP
RADIATED EMISSION TEST SETUP

CONDUCTED TEST SETUP



APPENDIX II PHOTOGRAPHS OF EUT

TOTAL VIEW OF EUT



TOP VIEW OF EUT



BOTTOM VIEW OF EUT



FRONT VIEW OF EUT



BACK VIEW OF EUT



LEFT VIEW OF EUT



RIGHT VIEW OF EUT



OPEN VIEW-1 OF EUT




OPEN VIEW-2 OF EUT




OPEN VIEW-3 OF EUT




INTERNAL VIEW-1 OF EUT



INTERNAL VIEW-2 OF EUT




INTERNAL VIEW-3 OF EUT



INTERNAL VIEW-4 OF EUT



INTERNAL VIEW-5 OF EUT



INTERNAL VIEW-6 OF EUT



INTERNAL VIEW-7 OF EUT



----END OF REPORT----

