



# Flom Test Labs

EMI, EMC, RF Testing Experts Since 1963

toll-free: (866) 311-3268  
fax: (480) 926-3598  
<http://www.flomlabs.com>  
[info@flomlabs.com](mailto:info@flomlabs.com)

**Date:** July 25, 2008

**Applicant:** Novatel Wireless Inc.  
9645 Scranton Rd, Suite 205  
San Diego, CA 92121

**Attention of:** John Spall, Project Manager  
Ph: 858-812-0697  
Fax: 858-450-7183  
email: [jspall@nvtl.com](mailto:jspall@nvtl.com)

**Equipment:** PKRNVWE725 co located with E2K533ANH  
**FCC ID:** PKRNVWE725

**FCC Rules:** Radio Frequency Radiation Exposure Limits  
47 CFR 1.1310  
MPE - Mobiles     X     Fixed Based Station           

Gentlemen:

Enclosed please find your copy of the Supplemental Test Data Report, the whole for Environmental Assessment (MPE) of the referenced equipment as shown.

Please allow from 8-12 weeks to hear from the Commission, who may request additional data or information, and even a sample for pre-grant audit testing.

Should you need any clarification, just fax or phone. Thank you again for this order - it has been a pleasure to be of service.

Supervised By:

Hoosamuddin S. Bandukwala, Lab Director



**Flom Test Labs**  
EMI, EMC, RF Testing Experts Since 1963

toll-free: (866) 311-3268  
fax: (480) 926-3598  
<http://www.flomlabs.com>  
[info@flomlabs.com](mailto:info@flomlabs.com)

**Date:** July 25, 2008

Federal Communications Commission  
Via: Electronic Filing

**Attention:** Authorization & Evaluation Division

**Applicant:** Novatel Wireless Inc.  
**Equipment:** PKRNVWE725 co located with E2K533ANH  
**FCC ID:** PKRNVWE725  
**FCC Rules:** Radio Frequency Radiation Exposure Limits  
47 CFR 1.1310  
MPE - Mobiles     X     Fixed Based Station           

Gentlemen:

On behalf of the Applicant, enclosed please find the Supplemental Test Data Report, the whole for Environmental Assessment (MPE) of the referenced equipment as shown.

We trust the same is in order. Should you need any further information, kindly contact the writer who is authorized to act as agent.

Supervised By:

Hoosamuddin S. Bandukwala, Lab Director

Flom Test Labs  
3356 N. San Marcos Place, Suite 107  
Chandler, Arizona 85225-7176  
(866) 311-3268 phone, (480) 926-3598

fexp0850007, d0870025 Rev 1.0



**Flom Test Labs**  
EMI, EMC, RF Testing Experts Since 1963

toll-free: (866) 311-3268  
fax: (480) 926-3598  
<http://www.flomlabs.com>  
[info@flomlabs.com](mailto:info@flomlabs.com)

## **Environmental Assessment**

for

**Mobiles**

for

**FCC ID: PKRNVWE725**

**Model: PKRNVWE725** co located with E2K533ANH

to

**Federal Communications Commission**

**47 CFR 1.1310**

Radio Frequency Radiation Exposure Limits

**Date Of Report:** July 25, 2008

**On the Behalf of the Applicant:** Novatel Wireless Inc.

**At the Request of:** Novatel Wireless Inc.  
9645 Scranton Rd, Suite 205  
San Diego, CA 92121

**Attention of:** John Spall, Project Manager  
Ph: 858-812-0697  
Fax: 858-450-7183  
email: [jspall@nvtl.com](mailto:jspall@nvtl.com)

Supervised By:

Hoosamuddin S. Bandukwala, Lab Director

### Revision History

Revision	Date	Revised By	Reason for revision
1.0	July 25, 2008	J Erhard	Original Document

## Table of Contents

Rule	Description	Page
	Test Report	1
	Identification of the Equipment Under Test	1
	Standard Test Conditions and Engineering Practices	4
1.1310	Environmental Assessment	5

*Required information per ISO 17025-2005, paragraph 5.10:*

a) **Test Report (Supplemental)**

b) Laboratory: Flom Test Labs  
(FCC: 31040/SIT) 3356 N. San Marcos Place, Suite 107  
(Canada: IC 2044) Chandler, AZ 85225

c) Report Number: d0870025

d) Client: Novatel Wireless Inc.  
9645 Scranton Rd, Suite 205  
San Diego, CA 92121

e) Identification: PKRNVWE725 co located with E2K533ANH  
Description: Latitude E6400, Latitude ATG E6400, Latitude E5400, Latitude E6500,  
Latitude E4300, Precision M4400, Precision M2400, Precision M6400,  
Studio 1537, Studio 1737

f) EUT Condition: Not required unless specified in individual tests.


g) Report Date: July 25, 2008

h, j, k): As indicated in individual tests.

i) Sampling method: No sampling procedure used.

l) Uncertainty: In accordance with MFA internal quality manual.

m) Supervised by:



Hoosamuddin S. Bandukwala, Lab Director

n) Results: The results presented in this report relate only to the item tested.

o) Reproduction: This report must not be reproduced, except in full, without written permission from this laboratory.

## Identification of the Equipment Under Test (EUT)

**Name and Address of Applicant:** Novatel Wireless Inc.  
9645 Scranton Rd, Suite 205  
San Diego, CA 92121

**Manufacturer:** Novatel Wireless Inc.  
9645 Scranton Rd, Suite 205  
San Diego, CA 92121

**FCC ID:** PKRNVWE725

**Model Number:** Latitude E6400, latitude ATG E6400, Latitude E5400, Latitude E6500, Latitude E4300, Precision M4400, Precision M2400  
Precision M6400, Studio 1537, Studio 1737

**Description:** Class II Permissive

**Type of Emission:** CDMA

**Frequency Range, MHz:** 824 – 848, 1851 - 1908

**Power Rating, Watts:** 296 mW  
       \_\_\_\_\_ Switchable        \_\_\_\_\_ Variable          X   N/A

**Modulation:**  
       \_\_\_\_\_ AMPS  
       \_\_\_\_\_ TDMA  
         X   CDMA  
         X   OTHER

**Antenna:**  
       \_\_\_\_\_ Helical  
         X   Monopole  
       \_\_\_\_\_ Whip  
       \_\_\_\_\_ Other

**Note:** For RF Safety test antenna gain taken at the upper range of expected gain (i.e. 0 dBd) and RF Power set to highest nominal power across all channels.

## **A2LA**

"A2LA has accredited Flom Test Labs, Inc. Chandler, AZ for technical competence in the field of Electrical testing. The accreditation covers the specific tests and types of tests listed on the agreed scope of accreditation. This laboratory meets the requirements of ISO 17025:2005 'General Requirements for the Competence of Testing and Calibration Laboratories' and any additional program requirements in the identified field of testing."

Please refer to [www.a2la.org](http://www.a2la.org) for current scope of accreditation.

Certificate number: 2152.01





## **Standard Test Conditions and Engineering Practices**

Except as noted herein, the following conditions and procedures were observed during the testing:

In accordance with ANSI C63.4-2004 and unless otherwise indicated in the specific measurement results, the ambient temperature of the actual EUT was maintained within the range of 10° to 40°C (50° to 104 °F) unless the particular equipment requirements specify testing over a different temperature range. Also, unless otherwise indicated, the humidity levels were in the range of 10% to 90% relative humidity.

Prior to testing, the EUT was tuned up in accordance with the manufacturer's alignment procedures. All external gain controls were maintained at the position of maximum and/or optimum gain throughout the testing.

Measurement results, unless otherwise noted, are worst-case measurements.

**Name of Test:** Environmental Assessment

**Specification:** FCC: 47 CFR 1.1310

**Measurement Guide:** ANSI/IEEE C95.1 1992

**Name of Test:** R.F. Radiation Exposure

**FCC Rules:** 1.1307, 1.1310, 1.1311, 2.1091

<b>Limits: Uncontrolled Exposure 47 CFR 1.1310 Table 1, (B)</b>	0.3-1.234 MHz:	Limit [mW/cm <sup>2</sup> ] = 100
	1.34-30 MHz:	Limit [mW/cm <sup>2</sup> ] = (180/f <sup>2</sup> )
	30-300 MHz:	Limit [mW/cm <sup>2</sup> ] = 0.2
	300-1500 MHz	Limit [mW/cm <sup>2</sup> ] = f/1500
	1500-100,000 MHz:	Limit [mW/cm <sup>2</sup> ] = 1.0

<b>Test Frequencies, MHz</b>	824 – 848
<b>Power, Conducted, mW</b>	= 291
<b>Antenna Gain</b>	= 3 dBi
<b>Antenna Model</b>	Planer Inverted F Antenna
<b>Distance cm</b>	20

**Limit Calculations**      Limit<sub>[mW/cm<sup>2</sup>]</sub> = 0.549

<b>Test Frequencies, MHz</b>	1851 - 1908
<b>Power, Conducted, mW</b>	= 296
<b>Antenna Gain</b>	= 3 dBi
<b>Antenna Model</b>	Planer Inverted F Antenna
<b>Distance cm</b>	20

**Limit Calculations**      Limit<sub>[mW/cm<sup>2</sup>]</sub> = 1.0

### PKRNVWE725 CDMA


CDMA Frequency MHz	TX Power (m)W	Power Density (mW/cm <sup>2</sup> )	Limit (mW/cm <sup>2</sup> )	Result
824 – 848	291	0.116	0.549	Pass
1851 - 1908	296	0.118	1.0	Pass

### E2K533ANH 802.11

802.11 Frequency MHz	TX Power (mW)	Power Density (mW/cm <sup>2</sup> )	Limit (mW/cm <sup>2</sup> )	Result
2412 - 2462	0.438	0.1742	1.0	Pass
5725 - 5850	0.441	0.1754	1.0	Pass
5180 - 5240	0.044	0.0175	1.0	Pass
5260 - 5320	0.045	0.0179	1.0	Pass
5470 - 5745	0.045	0.0179	1.0	Pass

### PKRNVWE725 CDMA Collocated with QDS-BRCM1031 802.11

CDMA Frequency MHz	802.11 Frequency MHz	CDMA Power Density (mW/cm <sup>2</sup> )	802.11 Power Density (mW/cm <sup>2</sup> )	Total Power Density (mW/cm <sup>2</sup> )	Limit (mW/cm <sup>2</sup> )	Result
824 – 848	2412 - 2462	0.116	0.1742	0.2902	0.549	Pass
824 – 848	5725 - 5850	0.116	0.1754	0.2914	0.549	Pass
824 – 848	5180 - 5240	0.116	0.0175	0.1335	0.549	Pass
824 – 848	5260 - 5320	0.116	0.0179	0.1339	0.549	Pass
824 – 848	5470 - 5745	0.116	0.0179	0.1339	0.549	Pass
1851 - 1908	2412 - 2462	0.118	0.1742	0.2922	1.0	Pass
1851 - 1908	5725 - 5850	0.118	0.1754	0.2934	1.0	Pass
1851 - 1908	5180 - 5240	0.118	0.0175	0.1355	1.0	Pass
1851 - 1908	5260 - 5320	0.118	0.0179	0.1359	1.0	Pass
1851 - 1908	5470 - 5745	0.118	0.0179	0.1359	1.0	Pass




Supervised By:

Hoosamuddin S. Bandukwala, Lab Director

**Testimonial  
and  
Statement of Certification**

**This is to certify that:**

1. **That** the application was prepared either by, or under the direct supervision of, the undersigned.
2. **That** the technical data supplied with the application was taken under my direction and supervision.
3. **That** the data was obtained on representative units, randomly selected.
4. **That**, to the best of my knowledge and belief, the facts set forth in the application and accompanying technical data are true and correct.



Supervised By:

Hoosamuddin S. Bandukwala, Lab Director