

## Annex B

1-7303/18-01-01\_AnnexB

Internal photos of the Equipment Under Test

---

This addendum is electronically signed and valid without handwritten signature.  
For verification of the electronic signatures, the public keys can be requested at the testing laboratory.

Document authorized:

---

---

**René Oelmann**  
Testing Manager  
Radio Communications & EMC

## Photos



Photo 1 - EUT with POE




Photo 2 - EUT with POE




Photo 3 - EUT with POE




Photo 4 - EUT with POE




Photo 5 - EUT with POE




Photo 6 - EUT with POE





Photo 7 - EUT without POE




Photo 8 - EUT without POE




Photo 9 - EUT without POE




Photo 10 - EUT without POE




Photo 11 - EUT without POE




Photo 12 - View to antenna






Photo 13 - antenna connector




Photo 14 - antenna connector






Photo 15 - antenna connector




Photo 16 - antenna connector




Photo 17 - antenna connector




Photo 18 - internal antenna patch

## Document history

Version	Applied changes	Date of release
	initial release	2019-05-20
- END OF DOCUMENT -		