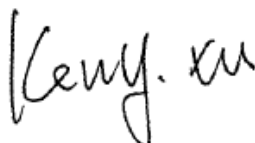


## **TEST REPORT**

**Application No.:** SZEM2101000028CR  
**Applicant:** Flir Belgium BVBA  
**Address of Applicant:** Luxemburgstraat 2, Meer 2321, Belgium  
**Manufacturer:** Shenzhen Fastrain Technology Co., Ltd.  
**Address of Manufacturer:** No.3 Baolong 4th Rd., Baolong Industrial Area, Longgang District, Shenzhen, China  
**Factory:** Shenzhen Fastrain Technology Co., Ltd.  
**Address of Factory:** No.3 Baolong 4th Rd., Baolong Industrial Area, Longgang District, Shenzhen, China  
**Equipment Under Test (EUT):**  
**EUT Name:** YachtSense Link – Marine Cloud Router  
**Model No.:** E70640  
**Trade Mark:** Raymarine  
**FCC ID:** PJ5-RAY4GHUB  
**Standard(s) :** 47 CFR Part 15, Subpart C 15.247  
**Date of Receipt:** 2021-01-04  
**Date of Test:** 2021-01-07 to 2021-02-24  
**Date of Issue:** 2021-02-24

<b>Test Result:</b>	<b>Pass*</b>
---------------------	--------------

\* In the configuration tested, the EUT complied with the standards specified above.



Keny Xu  
EMC Laboratory Manager



SGS-CSTC Standards Technical Services Co., Ltd.  
Shenzhen Branch EMC Laboratory

Unless otherwise agreed in writing, this document is issued by the Company subject to its General Conditions of Service printed overleaf, available on request or accessible at <http://www.sgs.com/en/Terms-and-Conditions.aspx> and, for electronic format documents, subject to Terms and Conditions for Electronic Documents at <http://www.sgs.com/en/Terms-and-Conditions/Terms-e-Documents.aspx>. Attention is drawn to the limitation of liability, indemnification and jurisdiction issues defined therein. Any holder of this document is advised that information contained hereon reflects the Company's findings at the time of its intervention only and within the limits of Client's instructions, if any. The Company's sole responsibility is to its Client and this document does not exonerate parties to a transaction from exercising all their rights and obligations under the transaction documents. This document cannot be reproduced except in full, without prior written approval of the Company. Any unauthorized alteration, forgery or falsification of the content or appearance of this document is unlawful and offenders may be prosecuted to the fullest extent of the law. Unless otherwise stated the results shown in this test report refer only to the sample(s) tested and such sample(s) are retained for 30 days only.  
**Attention:** To check the authenticity of testing / inspection report & certificate, please contact us at telephone: (86-755) 8307 1443, or email: [CN.Doccheck@sgs.com](mailto:CN.Doccheck@sgs.com)  
 No.1 Workshop, M-10, Middle Section, Science & Technology Park, Shenzhen, China 518057 t (86-755) 26012053 f (86-755) 26710594 www.sgsgroup.com.cn  
 中国·深圳·科技园中区M-10栋一号厂房 邮编: 518057 t (86-755) 26012053 f (86-755) 26710594 sgs.china@sgs.com

Revision Record				
Version	Chapter	Date	Modifier	Remark
01		2021-02-24		Original

Authorized for issue by:				
		Edison Li		
		Edison Li/Project Engineer		
		Eric Fu		
		Eric Fu/Reviewer		



Unless otherwise agreed in writing, this document is issued by the Company subject to its General Conditions of Service printed overleaf, available on request or accessible at <http://www.sgs.com/en/Terms-and-Conditions.aspx> and, for electronic format documents, subject to Terms and Conditions for Electronic Documents at <http://www.sgs.com/en/Terms-and-Conditions/Terms-e-Documents.aspx>. Attention is drawn to the limitation of liability, indemnification and jurisdiction issues defined therein. Any holder of this document is advised that information contained hereon reflects the Company's findings at the time of its intervention only and within the limits of Client's instructions, if any. The Company's sole responsibility is to its Client and this document does not exonerate parties to a transaction from exercising all their rights and obligations under the transaction documents. This document cannot be reproduced except in full, without prior written approval of the Company. Any unauthorized alteration, forgery or falsification of the content or appearance of this document is unlawful and offenders may be prosecuted to the fullest extent of the law. Unless otherwise stated the results shown in this test report refer only to the sample(s) tested and such sample(s) are retained for 30 days only.

Attention: To check the authenticity of testing / inspection report & certificate, please contact us at telephone: (86-755) 8307 1443, or email: [CN.Doccheck@sgs.com](mailto:CN.Doccheck@sgs.com)

## 2 Test Summary

Radio Spectrum Technical Requirement				
Item	Standard	Method	Requirement	Result
Antenna Requirement	47 CFR Part 15, Subpart C 15.247	N/A	47 CFR Part 15, Subpart C 15.203 & 15.247(b)(4)	Pass

Radio Spectrum Matter Part				
Item	Standard	Method	Requirement	Result
Conducted Peak Output Power	47 CFR Part 15, Subpart C 15.247	ANSI C63.10 (2013) Section 11.9.1	47 CFR Part 15, Subpart C 15.247(b)(3)	Pass
Minimum 6dB Bandwidth	47 CFR Part 15, Subpart C 15.247	ANSI C63.10 (2013) Section 11.8.1	47 CFR Part 15, Subpart C 15.247a(2)	Pass
Power Spectrum Density	47 CFR Part 15, Subpart C 15.247	ANSI C63.10 (2013) Section 11.10.2	47 CFR Part 15, Subpart C 15.247(e)	Pass
Conducted Band Edges Measurement	47 CFR Part 15, Subpart C 15.247	ANSI C63.10 (2013) Section 11.13.3.2	47 CFR Part 15, Subpart C 15.247(d)	Pass
Conducted Spurious Emissions	47 CFR Part 15, Subpart C 15.247	ANSI C63.10 (2013) Section 11.11	47 CFR Part 15, Subpart C 15.247(d)	Pass
Radiated Emissions which fall in the restricted bands	47 CFR Part 15, Subpart C 15.247	ANSI C63.10 (2013) Section 6.10.5	47 CFR Part 15, Subpart C 15.205 & 15.209	Pass
Radiated Spurious Emissions	47 CFR Part 15, Subpart C 15.247	ANSI C63.10 (2013) Section 6.4,6.5,6.6	47 CFR Part 15, Subpart C 15.205 & 15.209	Pass



### 3 Contents

	Page
<b>1 COVER PAGE .....</b>	<b>1</b>
<b>2 TEST SUMMARY .....</b>	<b>3</b>
<b>3 CONTENTS .....</b>	<b>4</b>
<b>4 GENERAL INFORMATION .....</b>	<b>6</b>
4.1 DETAILS OF E.U.T. ....	6
4.2 DETAILS OF BOAT WLAN(AP MODE) .....	6
4.3 DETAILS OF DOCK WLAN(STATION MODE) .....	6
4.4 DESCRIPTION OF SUPPORT UNITS .....	7
4.5 MEASUREMENT UNCERTAINTY .....	7
4.6 TEST LOCATION .....	8
4.7 TEST FACILITY .....	8
4.8 DEVIATION FROM STANDARDS .....	8
4.9 ABNORMALITIES FROM STANDARD CONDITIONS .....	8
<b>5 EQUIPMENT LIST .....</b>	<b>9</b>
<b>6 RADIO SPECTRUM TECHNICAL REQUIREMENT .....</b>	<b>11</b>
6.1 ANTENNA REQUIREMENT .....	11
6.1.1 <i>Test Requirement:</i> .....	11
<b>7 RADIO SPECTRUM MATTER TEST RESULTS .....</b>	<b>12</b>
7.1 CONDUCTED PEAK OUTPUT POWER .....	12
7.1.1 <i>E.U.T. Operation</i> .....	12
7.1.2 <i>Test Mode Description</i> .....	12
7.1.3 <i>Test Setup Diagram</i> .....	13
7.1.4 <i>Measurement Procedure and Data</i> .....	13
7.2 MINIMUM 6DB BANDWIDTH .....	14
7.2.1 <i>E.U.T. Operation</i> .....	14
7.2.2 <i>Test Mode Description</i> .....	14
7.2.3 <i>Test Setup Diagram</i> .....	14
7.2.4 <i>Measurement Procedure and Data</i> .....	14
7.3 POWER SPECTRUM DENSITY .....	15
7.3.1 <i>E.U.T. Operation</i> .....	15
7.3.2 <i>Test Mode Description</i> .....	15
7.3.3 <i>Test Setup Diagram</i> .....	15
7.3.4 <i>Measurement Procedure and Data</i> .....	15
7.4 CONDUCTED BAND EDGES MEASUREMENT .....	16
7.4.1 <i>E.U.T. Operation</i> .....	16
7.4.2 <i>Test Mode Description</i> .....	16
7.4.3 <i>Test Setup Diagram</i> .....	17
7.4.4 <i>Measurement Procedure and Data</i> .....	17
7.5 CONDUCTED SPURIOUS EMISSIONS .....	18
7.5.1 <i>E.U.T. Operation</i> .....	18



Unless otherwise agreed in writing, this document is issued by the Company subject to its General Conditions of Service printed overleaf, available on request or accessible at <http://www.sgs.com/en/Terms-and-Conditions.aspx> and, for electronic format documents, subject to Terms and Conditions for Electronic Documents at <http://www.sgs.com/en/Terms-and-Conditions/Terms-e-Documents.aspx>. Attention is drawn to the limitation of liability, indemnification and jurisdiction issues defined therein. Any holder of this document is advised that information contained hereon reflects the Company's findings at the time of its intervention only and within the limits of Client's instructions, if any. The Company's sole responsibility is to its Client and this document does not exonerate parties to a transaction from exercising all their rights and obligations under the transaction documents. This document cannot be reproduced except in full, without prior written approval of the Company. Any unauthorized alteration, forgery or falsification of the content or appearance of this document is unlawful and offenders may be prosecuted to the fullest extent of the law. Unless otherwise stated the results shown in this test report refer only to the sample(s) tested and such sample(s) are retained for 30 days only.

Attention: To check the authenticity of testing / inspection report & certificate, please contact us at telephone: (86-755) 83071443, or email: CN.Doccheck@sgs.com

SGS-CSTC Standards Technical Services Co., Ltd.  
Shenzhen Branch, China Standards Laboratory

No.1 Workshop, M-10, Middle Section, Science & Technology Park, Shenzhen, China 518057 t (86-755) 26012053 f (86-755) 26710594 www.sgsgroup.com.cn  
中国·深圳·科技园中区M-10栋一号厂房 邮编: 518057 t (86-755) 26012053 f (86-755) 26710594 sgs.china@sgs.com

7.5.2	Test Mode Description .....	18
7.5.3	Test Setup Diagram .....	19
7.5.4	Measurement Procedure and Data .....	19
7.6	RADIATED EMISSIONS WHICH FALL IN THE RESTRICTED BANDS .....	20
7.6.1	E.U.T. Operation .....	20
7.6.2	Test Mode Description .....	20
7.6.3	Test Setup Diagram .....	20
7.6.4	Measurement Procedure and Data .....	21
7.7	RADIATED SPURIOUS EMISSIONS .....	118
7.7.1	E.U.T. Operation .....	118
7.7.2	Test Mode Description .....	118
7.7.3	Test Setup Diagram .....	119
7.7.4	Measurement Procedure and Data .....	119
8	TEST SETUP PHOTO .....	195
9	EUT CONSTRUCTIONAL DETAILS (EUT PHOTOS) .....	195
10	APPENDIX1 FOR 15.247- DOCK WLAN(STATION MODE) .....	196
11	APPENDIX2 FOR 15.247- BOAT WLAN(AP MODE) .....	262-317



Unless otherwise agreed in writing, this document is issued by the Company subject to its General Conditions of Service printed overleaf, available on request or accessible at <http://www.sgs.com/en/Terms-and-Conditions.aspx> and, for electronic format documents, subject to Terms and Conditions for Electronic Documents at <http://www.sgs.com/en/Terms-and-Conditions/Terms-e-Documents.aspx>. Attention is drawn to the limitation of liability, indemnification and jurisdiction issues defined therein. Any holder of this document is advised that information contained hereon reflects the Company's findings at the time of its intervention only and within the limits of Client's instructions, if any. The Company's sole responsibility is to its Client and this document does not exonerate parties to a transaction from exercising all their rights and obligations under the transaction documents. This document cannot be reproduced except in full, without prior written approval of the Company. Any unauthorized alteration, forgery or falsification of the content or appearance of this document is unlawful and offenders may be prosecuted to the fullest extent of the law. Unless otherwise stated the results shown in this test report refer only to the sample(s) tested and such sample(s) are retained for 30 days only.

Attention: To check the authenticity of testing / inspection report & certificate, please contact us at telephone: (86-755) 8307 1443, or email: [CN.Doccheck@sgs.com](mailto:CN.Doccheck@sgs.com)



## 4 General Information

### 4.1 Details of E.U.T.

Power supply:	Nominal Supply Voltage:12/24V dc Operating Voltage Range:8V dc to 32V dc
Cable(s):	DC cable:150cm unshielded Network cable:110cm unshielded 5 in 1 SANAV antenna length:500cm unshielded 5 in 1 Sinclair antenna length:500cm unshielded
Internal Source:	More than 108MHz

### 4.2 Details of Boat WLAN(AP mode)

Operation Frequency:	802.11b/g/n(HT20): 2412MHz to 2462MHz 802.11n(HT40): 2422MHz to 2452MHz
Modulation Type:	802.11b: DSSS(CCK, DQPSK, DBPSK) 802.11g: OFDM(64QAM, 16QAM, QPSK, BPSK) 802.11n(HT20 and HT40): OFDM (BPSK, QPSK, 16QAM, 64QAM)
Channel Numbers:	802.11b/g, 802.11n HT20: 11 Channels 802.11n HT40: 7 Channels
Sample Type:	Fixed device
Antenna Type:	Dipole antenna
Antenna Gain:	AP1 Antenna/ AP2 Antenna:5.3dBi Note: MIMO for 802.11n

### 4.3 Details of Dock WLAN(Station mode)

Operation Frequency:	802.11b/g/n(HT20): 2412MHz to 2462MHz 802.11n(HT40): 2422MHz to 2452MHz
Modulation Type:	802.11b: DSSS(CCK, DQPSK, DBPSK) 802.11g: OFDM(64QAM, 16QAM, QPSK, BPSK) 802.11n(HT20 and HT40): OFDM (BPSK, QPSK, 16QAM, 64QAM)
Channel Numbers:	802.11b/g, 802.11n HT20: 11 Channels 802.11n HT40: 7 Channels
Sample Type:	Fixed device
Antenna Type:	Smart antenna
Antenna Gain:	Sinclair LM715(E6685) Rugged mobile antenna, 5 in 1, LTE&WiFi MIMO with GNSS, Sinclair1 Antenna/ Sinclair2 Antenna:1.9dBi  SANAV 5-in-1 5G NR/ 4G LTE/ WiFi/ GNSS Combination Antenna SANAV1 Antenna:4.55dBi, SANAV2 Antenna:4.45dBi(Note: MIMO for 802.11n) Note: MIMO for 802.11n



Unless otherwise agreed in writing, this document is issued by the Company subject to its General Conditions of Service printed overleaf, available on request or accessible at <http://www.sgs.com/en/Terms-and-Conditions.aspx> and, for electronic format documents, subject to Terms and Conditions for Electronic Documents at <http://www.sgs.com/en/Terms-and-Conditions/Terms-e-Documents.aspx>. Attention is drawn to the limitation of liability, indemnification and jurisdiction issues defined therein. Any holder of this document is advised that information contained hereon reflects the Company's findings at the time of its intervention only and within the limits of Client's instructions, if any. The Company's sole responsibility is to its Client and this document does not exonerate parties to a transaction from exercising all their rights and obligations under the transaction documents. This document cannot be reproduced except in full, without prior written approval of the Company. Any unauthorized alteration, forgery or falsification of the content or appearance of this document is unlawful and offenders may be prosecuted to the fullest extent of the law. Unless otherwise stated the results shown in this test report refer only to the sample(s) tested and such sample(s) are retained for 30 days only.  
Attention: To check the authenticity of testing / inspection report & certificate, please contact us at telephone: (86-755) 8307 1443, or email: [CN.Doccheck@sgs.com](mailto:CN.Doccheck@sgs.com)

SGS-CSTC Standards Technical Services Co., Ltd.  
Shenzhen Branch Laboratory

No.1 Workshop, M-10, Middle Section, Science & Technology Park, Shenzhen, China 518057 t (86-755) 26012053 f (86-755) 26710594 www.sgsgroup.com.cn  
中国·深圳·科技园中区M-10栋一号厂房 邮编: 518057 t (86-755) 26012053 f (86-755) 26710594 sgs.china@sgs.com

#### 4.4 Description of Support Units

Description	Manufacturer	Model No.	Serial No.
DC power	ZHAOXIN	RXN-305D	REF. No.SEA2700

#### 4.5 Measurement Uncertainty

Test Item	Measurement Uncertainty
Conducted Peak Output Power	$\pm 0.75\text{dB}$
Minimum 6dB Bandwidth	$\pm 3\%$
Power Spectrum Density	$\pm 2.84\text{dB}$
Conducted Band Edges Measurement	$\pm 0.75\text{dB}$
Conducted Spurious Emissions	$\pm 0.75\text{dB}$
Radiated Emissions which fall in the restricted bands	$\pm 4.5\text{dB}$ (Below 1GHz); $\pm 4.8\text{dB}$ (Above 1GHz)
Radiated Spurious Emissions	$\pm 4.5\text{dB}$ (Below 1GHz); $\pm 4.8\text{dB}$ (Above 1GHz)



#### 4.6 Test Location

All tests were performed at:

SGS-CSTC Standards Technical Services Co., Ltd., Shenzhen Branch

No. 1 Workshop, M-10, Middle Section, Science & Technology Park, Shenzhen, Guangdong, China. 518057.

Tel: +86 755 2601 2053 Fax: +86 755 2671 0594

No tests were sub-contracted.

#### 4.7 Test Facility

The test facility is recognized, certified, or accredited by the following organizations:

- **A2LA (Certificate No. 3816.01)**

SGS-CSTC Standards Technical Services Co., Ltd., Shenzhen EMC Laboratory is accredited by the American Association for Laboratory Accreditation(A2LA). Certificate No. 3816.01.

- **VCCI**

The 3m Fully-anechoic chamber for above 1GHz, 10m Semi-anechoic chamber for below 1GHz, Shielded Room for Mains Port Conducted Interference Measurement and Telecommunication Port Conducted Interference Measurement of SGS-CSTC Standards Technical Services Co., Ltd. have been registered in accordance with the Regulations for Voluntary Control Measures with Registration No.: G-20026, R-14188, C-12383 and T-11153 respectively.

- **FCC –Designation Number: CN1178**

SGS-CSTC Standards Technical Services Co., Ltd., Shenzhen EMC Laboratory has been recognized as an accredited testing laboratory.

Designation Number: CN1178. Test Firm Registration Number: 406779.

- **Innovation, Science and Economic Development Canada**

SGS-CSTC Standards Technical Services Co., Ltd., Shenzhen EMC Laboratory has been recognized by ISED as an accredited testing laboratory.

CAB identifier: CN0006.

IC#: 4620C.

#### 4.8 Deviation from Standards

None

#### 4.9 Abnormalities from Standard Conditions

None



Unless otherwise agreed in writing, this document is issued by the Company subject to its General Conditions of Service printed overleaf, available on request or accessible at <http://www.sgs.com/en/Terms-and-Conditions.aspx> and, for electronic format documents, subject to Terms and Conditions for Electronic Documents at <http://www.sgs.com/en/Terms-and-Conditions/Terms-e-Documents.aspx>. Attention is drawn to the limitation of liability, indemnification and jurisdiction issues defined therein. Any holder of this document is advised that information contained hereon reflects the Company's findings at the time of its intervention only and within the limits of Client's instructions, if any. The Company's sole responsibility is to its Client and this document does not exonerate parties to a transaction from exercising all their rights and obligations under the transaction documents. This document cannot be reproduced except in full, without prior written approval of the Company. Any unauthorized alteration, forgery or falsification of the content or appearance of this document is unlawful and offenders may be prosecuted to the fullest extent of the law. Unless otherwise stated the results shown in this test report refer only to the sample(s) tested and such sample(s) are retained for 30 days only.

Attention: To check the authenticity of testing / inspection report & certificate, please contact us at telephone: (86-755) 8307 1443, or email: [CN.Doccheck@sgs.com](mailto:CN.Doccheck@sgs.com)

SGS-CSTC Standards Technical Services Co., Ltd.  
Shenzhen Branch EMC Laboratory

No.1 Workshop, M-10, Middle Section, Science & Technology Park, Shenzhen, China 518057 t (86-755) 26012053 f (86-755) 26710594 www.sgs.com.cn  
中国·深圳·科技园中区M-10栋一号厂房 邮编: 518057 t (86-755) 26012053 f (86-755) 26710594 sgs.china@sgs.com



## 5 Equipment List

RF Conducted Test					
Equipment	Manufacturer	Model No	Inventory No	Cal Date	Cal Due Date
Shielding Room	SAEMC	MSR733	SEM001-09	2019-06-13	2022-06-12
DC Power Supply	Rohde & Schwarz	NGSM 32/10	SEM011-04	2020-03-24	2021-03-23
Spectrum Analyzer	Rohde & Schwarz	FSU43	SEM004-08	2020-04-01	2021-03-31
Signal Generator	KEYSIGHT	N5173B	SEM006-05	2020-09-23	2021-09-22
Measurement Software	TST	TST PASS V1.0.5	N/A	N/A	N/A
Coaxial Cable	SGS	N/A	SEM031-02	2020-07-10	2021-07-09
Attenuator	Huber+Suhner	6620_SMA-50-1	SEM021-09	2020-05-21	2021-05-20

RE in Chamber					
Test Equipment	Manufacturer	Model No.	Inventory No.	Cal. Date	Cal. Due date
3m Semi-Anechoic Chamber	ETS-LINDGREN	N/A	SEM001-01	2020-07-19	2023-07-18
MXE EMI receiver(3Hz-3.6GHz)	KEYSIGHT	N9038A	SEM004-15	2020-11-02	2021-11-01
BiConiLog Antenna (26-3000MHz)	ETS-LINDGREN	3142C	SEM003-02	2019-05-24	2022-05-23
Pre-amplifier (0.1-1300MHz)	Agilent Technologies	8447D	SEM005-01	2020-04-01	2021-03-31
Measurement Software	AUDIX	e3 V8.2014-6-27	N/A	N/A	N/A
Coaxial Cable	SGS	N/A	SEM025-01	2020-07-10	2021-07-09

Radiated Emissions which fall in the restricted bands					
Equipment	Manufacturer	Model No	Inventory No	Cal Date	Cal Due Date
3m Semi-Anechoic Chamber	AUDIX	N/A	SEM001-02	2018-03-13	2021-03-12
EXA Signal Analyzer	Agilent Technologies Inc	N9010A	SEM004-12	2020-04-09	2021-04-08
Horn Antenna	Rohde&Schwarz	HF907	SEM003-07	2018-04-13	2021-04-12
Pre-Amplifier	Compliance Directions Systems Inc.	PAP-0126	SEM004-11	2020-09-23	2021-09-22
Measurement Software	AUDIX	e3 V8.2014-6-27	N/A	N/A	N/A
Coaxial Cable	SGS	N/A	SEM026-01	2020-07-10	2021-07-09
Horn Antenna	Schwarzbeck	BBHA 9170	SEM003-15	2020-11-14	2023-11-13
Pre-Amplifier	Compliance Directions Systems Inc.	PAP-2640-50	SEM005-08	2020-04-01	2021-03-31



<b>Radiated Spurious Emissions</b>					
<b>Equipment</b>	<b>Manufacturer</b>	<b>Model No</b>	<b>Inventory No</b>	<b>Cal Date</b>	<b>Cal Due Date</b>
3m Semi-Anechoic Chamber	AUDIX	N/A	SEM001-02	2018-03-13	2021-03-12
EXA Signal Analyzer	Agilent Technologies Inc	N9010A	SEM004-12	2020-04-09	2021-04-08
Horn Antenna	Rohde&Schwarz	HF907	SEM003-07	2018-04-13	2021-04-12
Pre-Amplifier	Compliance Directions Systems Inc.	PAP-0126	SEM004-11	2020-09-23	2021-09-22
Measurement Software	AUDIX	e3 V8.2014-6-27	N/A	N/A	N/A
Coaxial Cable	SGS	N/A	SEM026-01	2020-07-10	2021-07-09
Horn Antenna	Schwarzbeck	BBHA 9170	SEM003-15	2020-11-14	2023-11-13
Pre-Amplifier	Compliance Directions Systems Inc.	PAP-2640-50	SEM005-08	2020-04-01	2021-03-31

<b>General used equipment</b>					
<b>Equipment</b>	<b>Manufacturer</b>	<b>Model No</b>	<b>Inventory No</b>	<b>Cal Date</b>	<b>Cal Due Date</b>
Humidity/ Temperature Indicator	Shanghai Meteorological Industry Factory	ZJ1-2B	SEM002-04	2020-09-15	2021-09-14
Humidity/ Temperature Indicator	Mingle	N/A	SEM002-08	2020-09-15	2021-09-14
Barometer	Changchun Meteorological Industry Factory	DYM3	SEM002-01	2020-04-07	2021-04-06

## 6 Radio Spectrum Technical Requirement

### 6.1 Antenna Requirement

#### 6.1.1 Test Requirement:

47 CFR Part 15, Subpart C 15.203 & 15.247(b)(4)

Limit:

Standard Requirement:

An intentional radiator shall be designed to ensure that no antenna other than that furnished by the responsible party shall be used with the device. The use of a permanently attached antenna or of an antenna that uses a unique coupling to the intentional radiator, the manufacturer may design the unit so that a broken antenna can be replaced by the user, but the use of a standard antenna jack or electrical connector is prohibited.

15.247(b) (4) requirement:

The conducted output power limit specified in paragraph (b) of this section is based on the use of antennas with directional gains that do not exceed 6 dBi. Except as shown in paragraph (c) of this section, if transmitting antennas of directional gain greater than 6 dBi are used, the conducted output power from the intentional radiator shall be reduced below the stated values in paragraphs (b)(1), (b)(2), and (b)(3) of this section, as appropriate, by the amount in dB that the directional gain of the antenna exceeds 6 dBi.

EUT Antenna:

This product has three types of antennas (AP antenna, Sinclair antenna and SANAV antenna), the antenna connector is a R-SMA type that comply with Part15.203.

The best case gain of the AP1 Antenna/ AP2 Antenna is 5.3dBi, the Sinclair1 Antenna/ Sinclair2 Antenna is 1.9dBi, SANAV1 Antenna is 4.55dBi, SANAV2 Antenna is 4.45dBi.

Antenna location: Refer to External photos.

## 7 Radio Spectrum Matter Test Results

### 7.1 Conducted Peak Output Power

Test Requirement 47 CFR Part 15, Subpart C 15.247(b)(3)

Test Method: ANSI C63.10 (2013) Section 11.9.1

Limit:

Frequency range(MHz)	Output power of the intentional radiator(watt)
902-928	1 for $\geq 50$ hopping channels
	0.25 for $25 \leq$ hopping channels $< 50$
	1 for digital modulation
2400-2483.5	1 for $\geq 75$ non-overlapping hopping channels
	0.125 for all other frequency hopping systems
	1 for digital modulation
5725-5850	1 for frequency hopping systems and digital modulation

#### 7.1.1 E.U.T. Operation

Operating Environment:

Temperature: 20.8 °C

Humidity: 22.6 % RH

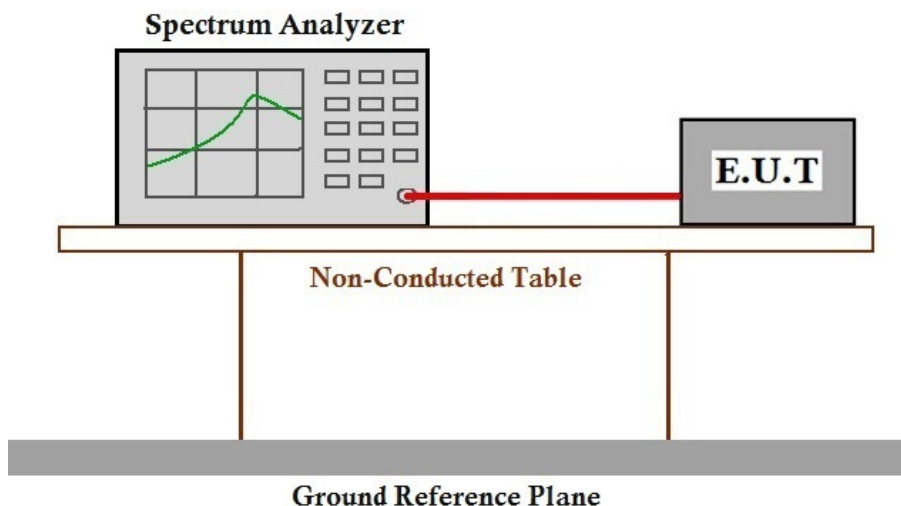
Atmospheric Pressure: 1010 mbar

#### 7.1.2 Test Mode Description

Pre-scan / Final test	Mode Code	Description
Final test	01	TX mode_Keep the EUT in continuously transmitting mode with all modulation types. All data rates for each modulation type have been tested and found the data rate @ 1Mbps is the worst case of IEEE 802.11b; data rate @ 6Mbps is the worst case of IEEE 802.11g; data rate @ 6.5Mbps is the worst case of IEEE 802.11n(HT20); data rate @ 13.5Mbps is the worst case of IEEE 802.11n(HT40). Only the data of worst case is recorded in the report.



### 7.1.3 Test Setup Diagram



### 7.1.4 Measurement Procedure and Data

Please Refer To Appendix For Details



### 7.2 Minimum 6dB Bandwidth

Test Requirement 47 CFR Part 15, Subpart C 15.247a(2)  
Test Method: ANSI C63.10 (2013) Section 11.8.1  
Limit:  $\geq 500$  kHz

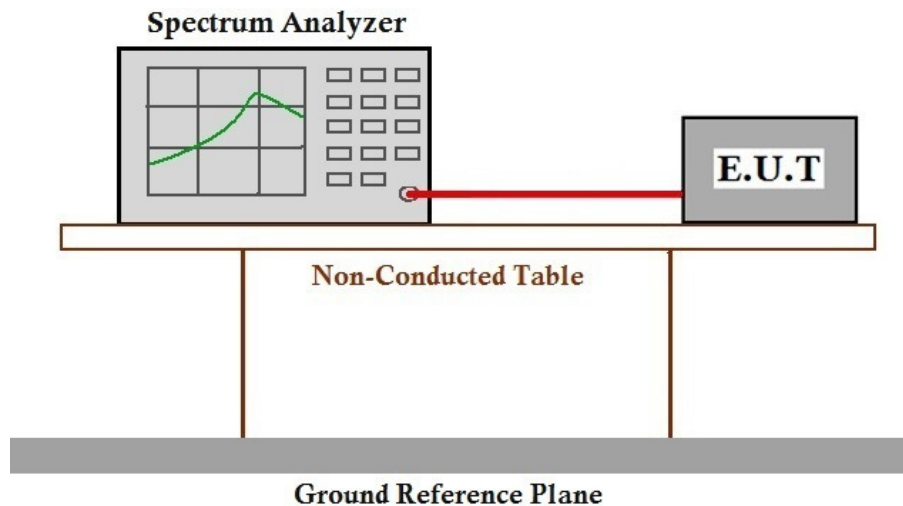
#### 7.2.1 E.U.T. Operation

Operating Environment:  
Temperature: 20.8 °C Humidity: 22.6 % RH Atmospheric Pressure: 1010 mbar

#### 7.2.2 Test Mode Description

Pre-scan / Final test	Mode Code	Description
Final test	01	TX mode_Keep the EUT in continuously transmitting mode with all modulation types. All data rates for each modulation type have been tested and found the data rate @ 1Mbps is the worst case of IEEE 802.11b; data rate @ 6Mbps is the worst case of IEEE 802.11g; data rate @ 6.5Mbps is the worst case of IEEE 802.11n(HT20); data rate @ 13.5Mbps is the worst case of IEEE 802.11n(HT40). Only the data of worst case is recorded in the report.

#### 7.2.3 Test Setup Diagram



#### 7.2.4 Measurement Procedure and Data

Please Refer To Appendix For Details

### 7.3 Power Spectrum Density

Test Requirement: 47 CFR Part 15, Subpart C 15.247(e)  
 Test Method: ANSI C63.10 (2013) Section 11.10.2  
 Limit: ≤8dBm in any 3 kHz band during any time interval of continuous transmission

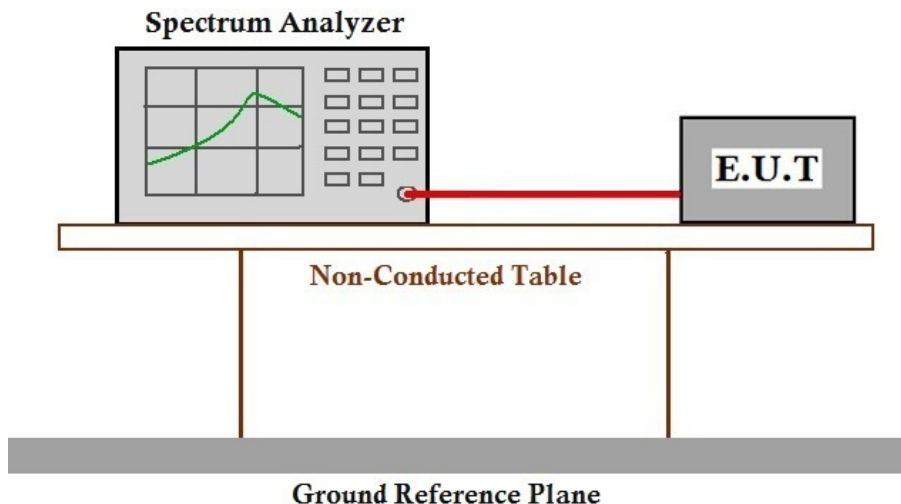
#### 7.3.1 E.U.T. Operation

Operating Environment:  
 Temperature: 20.8 °C Humidity: 22.6 % RH Atmospheric Pressure: 1010 mbar

#### 7.3.2 Test Mode Description

Pre-scan / Final test	Mode Code	Description
Final test	01	TX mode_Keep the EUT in continuously transmitting mode with all modulation types. All data rates for each modulation type have been tested and found the data rate @ 1Mbps is the worst case of IEEE 802.11b; data rate @ 6Mbps is the worst case of IEEE 802.11g; data rate @ 6.5Mbps is the worst case of IEEE 802.11n(HT20); data rate @ 13.5Mbps is the worst case of IEEE 802.11n(HT40). Only the data of worst case is recorded in the report.

#### 7.3.3 Test Setup Diagram



#### 7.3.4 Measurement Procedure and Data

Please Refer To Appendix For Details



Unless otherwise agreed in writing, this document is issued by the Company subject to its General Conditions of Service printed overleaf, available on request or accessible at <http://www.sgs.com/en/Terms-and-Conditions.aspx> and, for electronic format documents, subject to Terms and Conditions for Electronic Documents at <http://www.sgs.com/en/Terms-and-Conditions/Terms-e-Documents.aspx>. Attention is drawn to the limitation of liability, indemnification and jurisdiction issues defined therein. Any holder of this document is advised that information contained hereon reflects the Company's findings at the time of its intervention only and within the limits of Client's instructions, if any. The Company's sole responsibility is to its Client and this document does not exonerate parties to a transaction from exercising all their rights and obligations under the transaction documents. This document cannot be reproduced except in full, without prior written approval of the Company. Any unauthorized alteration, forgery or falsification of the content or appearance of this document is unlawful and offenders may be prosecuted to the fullest extent of the law. Unless otherwise stated the results shown in this test report refer only to the sample(s) tested and such sample(s) are retained for 30 days only.  
 Attention: To check the authenticity of testing / inspection report & certificate, please contact us at telephone: (86-755) 8307 1443, or email: [CN.Doccheck@sgs.com](mailto:CN.Doccheck@sgs.com)  
 No.1 Workshop, M-10, Middle Section, Science & Technology Park, Shenzhen, China 518057 t (86-755) 26012053 f (86-755) 26710594 www.sgs.com.cn  
 中国·深圳·科技园中区M-10栋一号厂房 邮编: 518057 t (86-755) 26012053 f (86-755) 26710594 sgs.china@sgs.com

## 7.4 Conducted Band Edges Measurement

Test Requirement	47 CFR Part 15, Subpart C 15.247(d)
Test Method:	ANSI C63.10 (2013) Section 11.13.3.2
Limit:	In any 100 kHz bandwidth outside the frequency band in which the spread spectrum or digitally modulated intentional radiator is operating, the radio frequency power that is produced by the intentional radiator shall be at least 20 dB below that in the 100 kHz bandwidth within the band that contains the highest level of the desired power, based on either an RF conducted or a radiated measurement, provided the transmitter demonstrates compliance with the peak conducted power limits. If the transmitter complies with the conducted power limits based on the use of RMS averaging over a time interval, as permitted under paragraph (b)(3) of this section, the attenuation required under this paragraph shall be 30 dB instead of 20 dB. Attenuation below the general limits specified in §15.209(a) is not required. In addition, radiated emissions which fall in the restricted bands, as defined in §15.205(a), must also comply with the radiated emission limits specified in §15.209(a) (see §15.205(c).

### 7.4.1 E.U.T. Operation

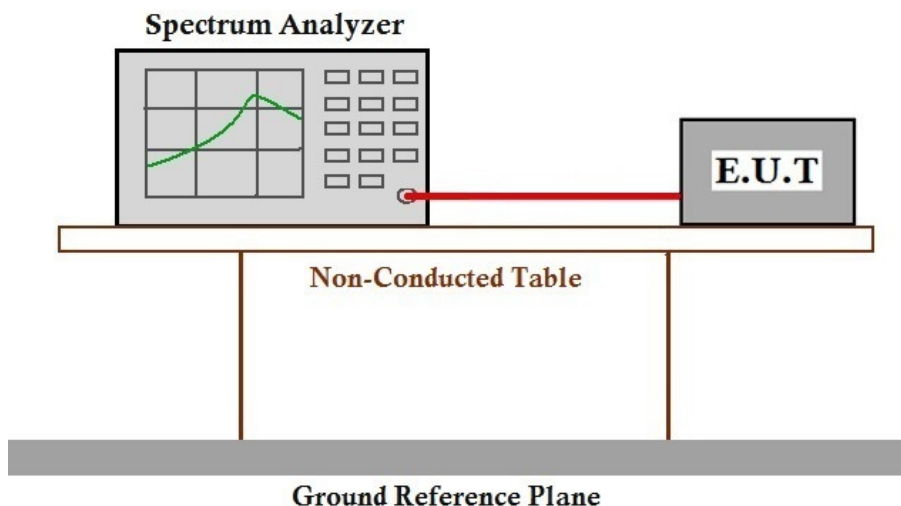
Operating Environment:					
Temperature:	20.8 °C	Humidity:	22.6 % RH	Atmospheric Pressure:	1010 mbar

### 7.4.2 Test Mode Description

Pre-scan / Final test	Mode Code	Description
Final test	01	TX mode_Keep the EUT in continuously transmitting mode with all modulation types. All data rates for each modulation type have been tested and found the data rate @ 1Mbps is the worst case of IEEE 802.11b; data rate @ 6Mbps is the worst case of IEEE 802.11g; data rate @ 6.5Mbps is the worst case of IEEE 802.11n(HT20); data rate @ 13.5Mbps is the worst case of IEEE 802.11n(HT40). Only the data of worst case is recorded in the report.



### 7.4.3 Test Setup Diagram



### 7.4.4 Measurement Procedure and Data

Please Refer To Appendix For Details





## 7.5 Conducted Spurious Emissions

Test Requirement	47 CFR Part 15, Subpart C 15.247(d)
Test Method:	ANSI C63.10 (2013) Section 11.11
Limit:	In any 100 kHz bandwidth outside the frequency band in which the spread spectrum or digitally modulated intentional radiator is operating, the radio frequency power that is produced by the intentional radiator shall be at least 20 dB below that in the 100 kHz bandwidth within the band that contains the highest level of the desired power, based on either an RF conducted or a radiated measurement, provided the transmitter demonstrates compliance with the peak conducted power limits. If the transmitter complies with the conducted power limits based on the use of RMS averaging over a time interval, as permitted under paragraph (b)(3) of this section, the attenuation required under this paragraph shall be 30 dB instead of 20 dB. Attenuation below the general limits specified in §15.209(a) is not required. In addition, radiated emissions which fall in the restricted bands, as defined in §15.205(a), must also comply with the radiated emission limits specified in §15.209(a) (see §15.205(c).

### 7.5.1 E.U.T. Operation

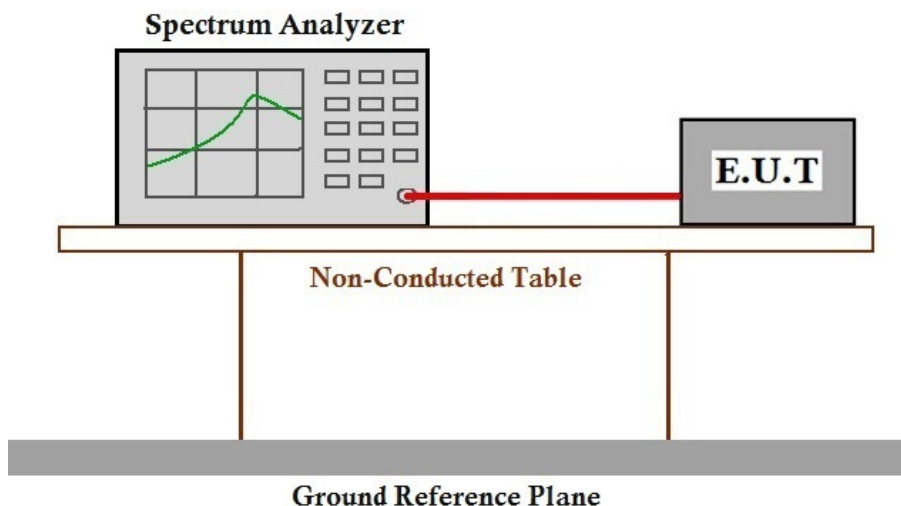
Operating Environment:			
Temperature:	20.8 °C	Humidity:	22.6 % RH
		Atmospheric Pressure:	1010 mbar

### 7.5.2 Test Mode Description

Pre-scan / Final test	Mode Code	Description
Final test	01	TX mode_Keep the EUT in continuously transmitting mode with all modulation types. All data rates for each modulation type have been tested and found the data rate @ 1Mbps is the worst case of IEEE 802.11b; data rate @ 6Mbps is the worst case of IEEE 802.11g; data rate @ 6.5Mbps is the worst case of IEEE 802.11n(HT20); data rate @ 13.5Mbps is the worst case of IEEE 802.11n(HT40). Only the data of worst case is recorded in the report.



### 7.5.3 Test Setup Diagram



### 7.5.4 Measurement Procedure and Data

Please Refer To Appendix For Details



Unless otherwise agreed in writing, this document is issued by the Company subject to its General Conditions of Service printed overleaf, available on request or accessible at <http://www.sgs.com/en/Terms-and-Conditions.aspx> and, for electronic format documents, subject to Terms and Conditions for Electronic Documents at <http://www.sgs.com/en/Terms-and-Conditions/Terms-e-Documents.aspx>. Attention is drawn to the limitation of liability, indemnification and jurisdiction issues defined therein. Any holder of this document is advised that information contained hereon reflects the Company's findings at the time of its intervention only and within the limits of Client's instructions, if any. The Company's sole responsibility is to its Client and this document does not exonerate parties to a transaction from exercising all their rights and obligations under the transaction documents. This document cannot be reproduced except in full, without prior written approval of the Company. Any unauthorized alteration, forgery or falsification of the content or appearance of this document is unlawful and offenders may be prosecuted to the fullest extent of the law. Unless otherwise stated the results shown in this test report refer only to the sample(s) tested and such sample(s) are retained for 30 days only.

Attention: To check the authenticity of testing / inspection report & certificate, please contact us at telephone: (86-755) 8307 1443, or email: [CN.Doccheck@sgs.com](mailto:CN.Doccheck@sgs.com)

SGS-CSTC Standards Technical Services Co., Ltd.  
Shenzhen Branch, EMC Laboratory

No.1 Workshop, M-10, Middle Section, Science & Technology Park, Shenzhen, China 518057 t (86-755) 26012053 f (86-755) 26710594 www.sgsgroup.com.cn  
中国·深圳·科技园中区M-10栋一号厂房 邮编: 518057 t (86-755) 26012053 f (86-755) 26710594 sgs.china@sgs.com

### 7.6 Radiated Emissions which fall in the restricted bands

Test Requirement 47 CFR Part 15, Subpart C 15.205 & 15.209

Test Method: ANSI C63.10 (2013) Section 6.10.5

Limit:

Frequency(MHz)	Field strength(microvolts/meter)	Measurement distance(meters)
0.009-0.490	2400/F(kHz)	300
0.490-1.705	24000/F(kHz)	30
1.705-30.0	30	30
30-88	100	3
88-216	150	3
216-960	200	3
Above 960	500	3

Remark: The emission limits shown in the above table are based on measurements employing a CISPR quasi-peak detector except for the frequency bands 9-90kHz, 110-490kHz and above 1000 MHz. Radiated emission limits in these three bands are based on measurements employing an average detector, the peak field strength of any emission shall not exceed the maximum permitted average limits specified above by more than 20 dB under any condition of modulation.

#### 7.6.1 E.U.T. Operation

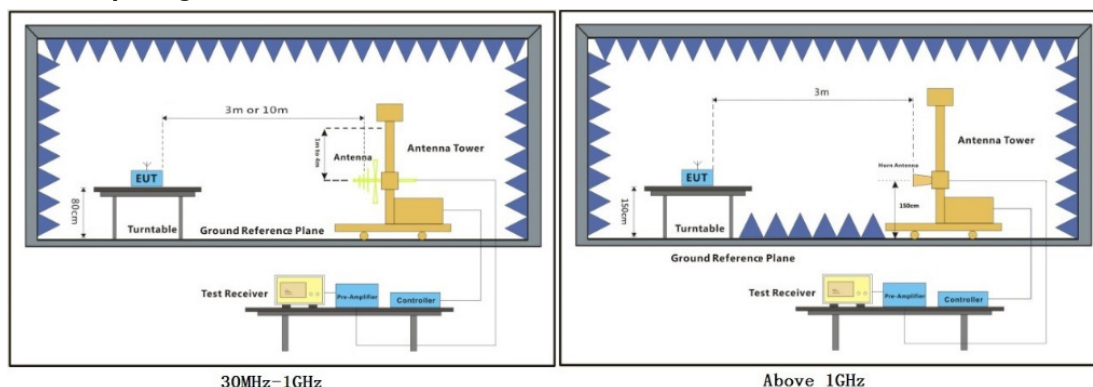
Operating Environment:

Temperature: 21.6 °C Humidity: 43.5 % RH Atmospheric Pressure: 1010 mbar

#### 7.6.2 Test Mode Description

Pre-scan / Final test	Mode Code	Description
Final test	01	TX mode_Keep the EUT in continuously transmitting mode with all modulation types. All data rates for each modulation type have been tested and found the data rate @ 1Mbps is the worst case of IEEE 802.11b; data rate @ 6Mbps is the worst case of IEEE 802.11g; data rate @ 6.5Mbps is the worst case of IEEE 802.11n(HT20); data rate @ 13.5Mbps is the worst case of IEEE 802.11n(HT40). Only the data of worst case is recorded in the report.

#### 7.6.3 Test Setup Diagram



#### 7.6.4 Measurement Procedure and Data

- a. For below 1GHz, the EUT was placed on the top of a rotating table 0.8 meters above the ground at a 3 or 10 meter semi-anechoic chamber. The table was rotated 360 degrees to determine the position of the highest radiation.
- b. For above 1GHz, the EUT was placed on the top of a rotating table 1.5 meters above the ground at a 3 meter fully-anechoic chamber. The table was rotated 360 degrees to determine the position of the highest radiation.
- c. The EUT was set 3 or 10 meters away from the interference-receiving antenna, which was mounted on the top of a variable-height antenna tower.
- d. The antenna height is varied from one meter to four meters above the ground to determine the maximum value of the field strength. Both horizontal and vertical polarizations of the antenna are set to make the measurement.
- e. For each suspected emission, the EUT was arranged to its worst case and then the antenna was tuned to heights from 1 meter to 4 meters (for the test frequency of below 30MHz, the antenna was tuned to heights 1 meter) and the rotatable table was turned from 0 degrees to 360 degrees to find the maximum reading.
- f. The test-receiver system was set to Peak Detect Function and Specified Bandwidth with Maximum Hold Mode.
- g. If the emission level of the EUT in peak mode was 10dB lower than the limit specified, then testing could be stopped and the peak values of the EUT would be reported. Otherwise the emissions that did not have 10dB margin would be re-tested one by one using peak, quasi-peak or average method as specified and then reported in a data sheet.
- h. Test the EUT in the lowest channel, the middle channel, the Highest channel.
- i. The radiation measurements are performed in X, Y, Z axis positioning for Transmitting mode, and found the X axis positioning which it is the worst case.
- j. Repeat above procedures until all frequencies measured was complete.

Remark 1: Level= Read Level+ Cable Loss+ Antenna Factor- Preamp Factor.

Remark 2: For frequencies above 1GHz, the field strength limits are based on average limits. However, the peak field strength of any emission shall not exceed the maximum permitted average limits specified above by more than 20 dB under any condition of modulation. For the emissions whose peak level is lower than the average limit, only the peak measurement is shown in the report.

Remark 3:

For Boat WLAN(AP mode), Pretest the EUT at AP1 antenna and AP2 antenna, found the AP1 antenna which is worst case for 802.11b/g mode; Pretest the EUT at AP1 antenna, AP2 antenna and MIMO mode, found the MIMO mode which is worst case for 802.11n HT20 and 802.11n HT40 mode;

For Dock WLAN(Station mode), Pretest the EUT at Sinclair1 Antenna, Sinclair2 Antenna, SANAV1 Antenna and SANAV2 antenna, found the Sinclair1 Antenna and SANAV1 Antenna which is worst case for 802.11b/g mode; Pretest the EUT at Sinclair1 Antenna, Sinclair2 Antenna, SANAV1 Antenna, SANAV2 antenna and MIMO mode, found the MIMO mode which is worst case for 802.11n HT20 and 802.11n HT40 mode;

So, Only the worst test data is recorded in the report.



Unless otherwise agreed in writing, this document is issued by the Company subject to its General Conditions of Service printed overleaf, available on request or accessible at <http://www.sgs.com/en/Terms-and-Conditions.aspx> and, for electronic format documents, subject to Terms and Conditions for Electronic Documents at <http://www.sgs.com/en/Terms-and-Conditions/Terms-e-Documents.aspx>. Attention is drawn to the limitation of liability, indemnification and jurisdiction issues defined therein. Any holder of this document is advised that information contained hereon reflects the Company's findings at the time of its intervention only and within the limits of Client's instructions, if any. The Company's sole responsibility is to its Client and this document does not exonerate parties to a transaction from exercising all their rights and obligations under the transaction documents. This document cannot be reproduced except in full, without prior written approval of the Company. Any unauthorized alteration, forgery or falsification of the content or appearance of this document is unlawful and offenders may be prosecuted to the fullest extent of the law. Unless otherwise stated the results shown in this test report refer only to the sample(s) tested and such sample(s) are retained for 30 days only.

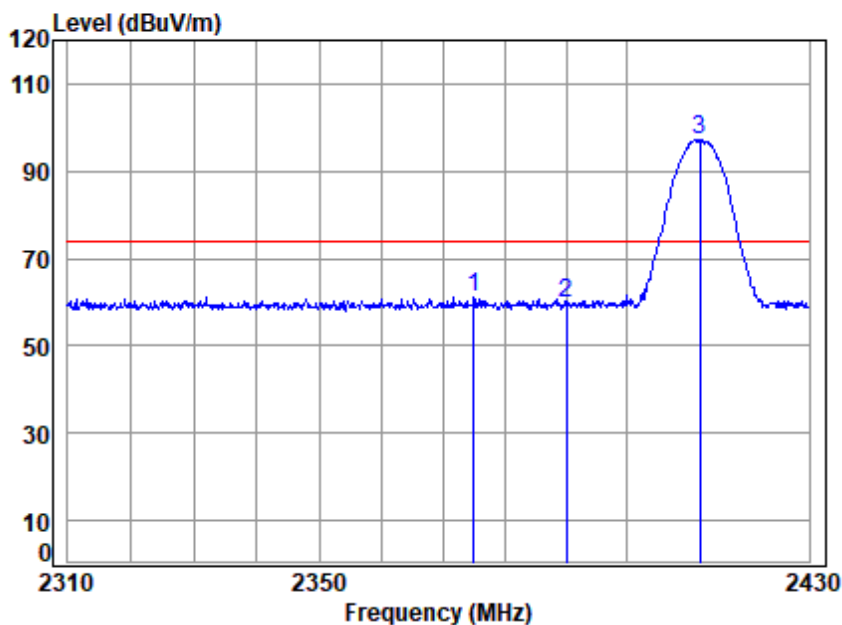
Attention: To check the authenticity of testing / inspection report & certificate, please contact us at telephone: (86-755) 83071443, or email: [CN.Doccheck@sgs.com](mailto:CN.Doccheck@sgs.com)

SGS-CSTC Standards Technical Services Co., Ltd.  
Shenzhen Branch, EMC Laboratory

No.1 Workshop, M-10, Middle Section, Science & Technology Park, Shenzhen, China 518057 t (86-755) 26012053 f (86-755) 26710594 www.sgsgroup.com.cn  
中国·深圳·科技园中区M-10栋一号厂房 邮编: 518057 t (86-755) 26012053 f (86-755) 26710594 sgs.china@sgs.com

Test data for Boat WLAN(AP mode)

Test Mode: 01; Polarity: Horizontal; Modulation:802.11b; Bandwidth:20MHz; Channel:Low



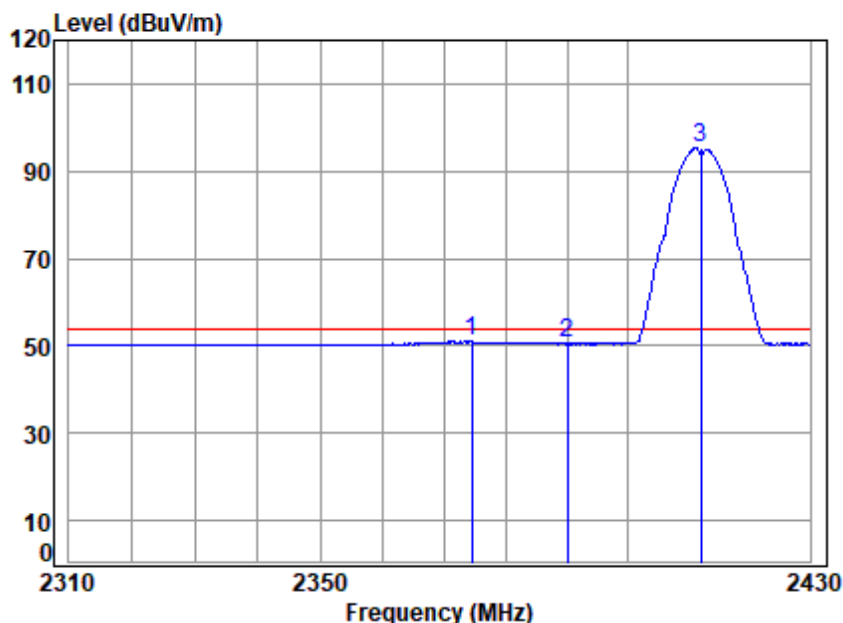
Site : chamber  
Condition: 3m HORIZONTAL  
Job No : 00028CR/00029CR  
Mode : 2412 Band edge  
Note : 2.4G WIFI 11B

		Cable	Ant	Preamp	Read		Limit	Over	
	Freq	Loss	Factor	Factor	Level	Level	Line	Limit	Remark
	MHz	dB	dB/m	dB	dBuV	dBuV/m	dBuV/m	dB	
1	2375.007	4.32	28.49	40.41	68.89	61.29	74.00	-12.71	peak
2	2390.000	4.34	28.52	40.42	67.55	59.99	74.00	-14.01	peak
3 *	2412.000	4.38	28.56	40.43	104.77	97.28	74.00	23.28	peak





Test Mode: 01; Polarity: Horizontal; Modulation:802.11b; Bandwidth:20MHz; Channel:Low



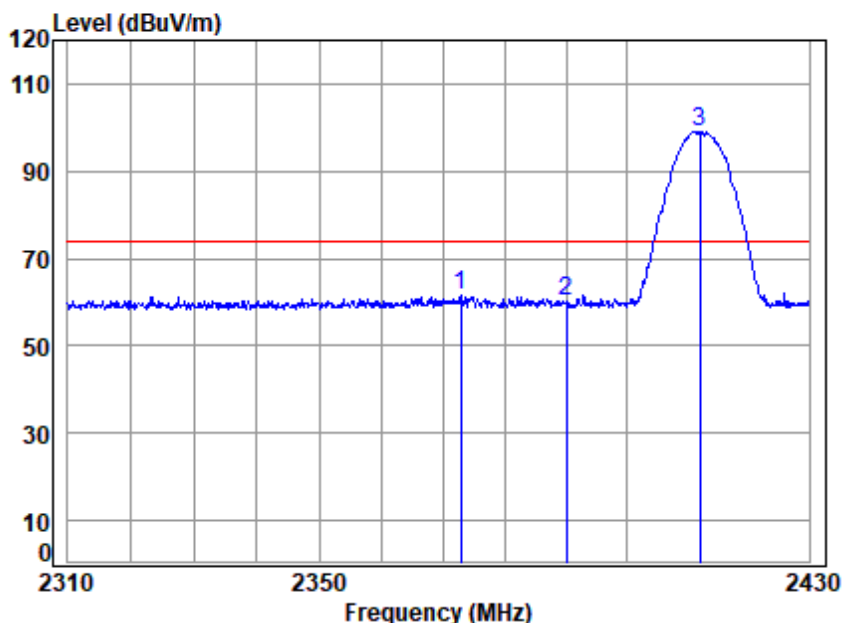
Site : chamber  
Condition: 3m HORIZONTAL  
Job No : 00028CR/00029CR  
Mode : 2412 Band edge  
Note : 2.4G WIFI 11B

		Cable	Ant	Preamp	Read		Limit	Over	
Freq		Loss	Factor	Factor	Level	Level	Line	Limit	Remark
MHz		dB	dB/m	dB	dBuV	dBuV/m	dBuV/m	dB	
1	2374.406	4.32	28.49	40.41	58.77	51.17	54.00	-2.83	Average
2	2390.000	4.34	28.52	40.42	58.06	50.50	54.00	-3.50	Average
3 *	2412.000	4.38	28.56	40.43	102.79	95.30	54.00	41.30	Average





Test Mode: 01; Polarity: Vertical; Modulation:802.11b; Bandwidth:20MHz; Channel:Low

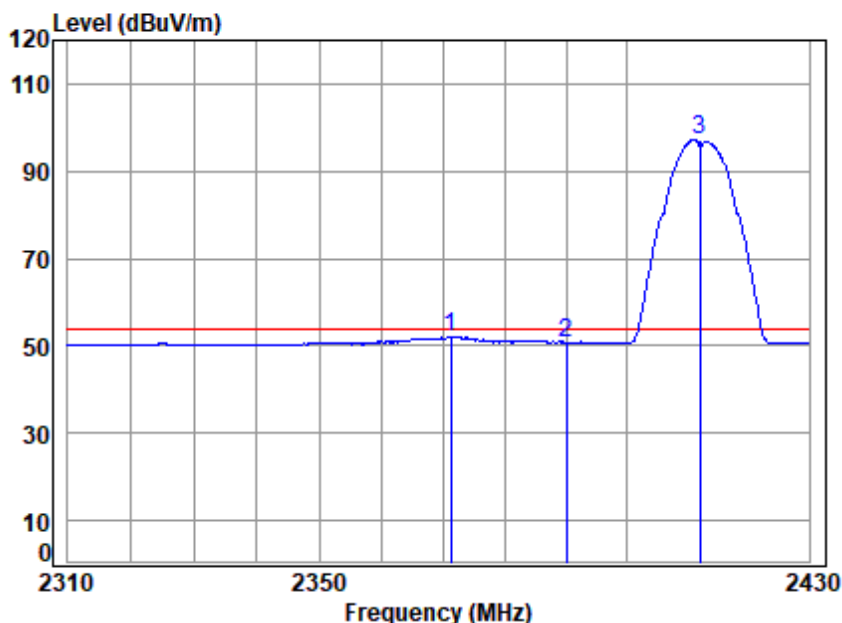


Site : chamber  
Condition: 3m VERTICAL  
Job No : 00028CR/00029CR  
Mode : 2412 Band edge  
Note : 2.4G WIFI 11B

		Cable	Ant	Preamp	Read		Limit	Over	
Freq		Loss	Factor	Factor	Level	Level	Line	Limit	Remark
MHz		dB	dB/m	dB	dBuV	dBuV/m	dBuV/m	dB	
1	2372.843	4.32	28.49	40.41	69.13	61.53	74.00	-12.47	Peak
2	2390.000	4.34	28.52	40.42	67.61	60.05	74.00	-13.95	Peak
3 *	2412.000	4.38	28.56	40.43	106.57	99.08	74.00	25.08	Peak



Test Mode: 01; Polarity: Vertical; Modulation:802.11b; Bandwidth:20MHz; Channel:Low

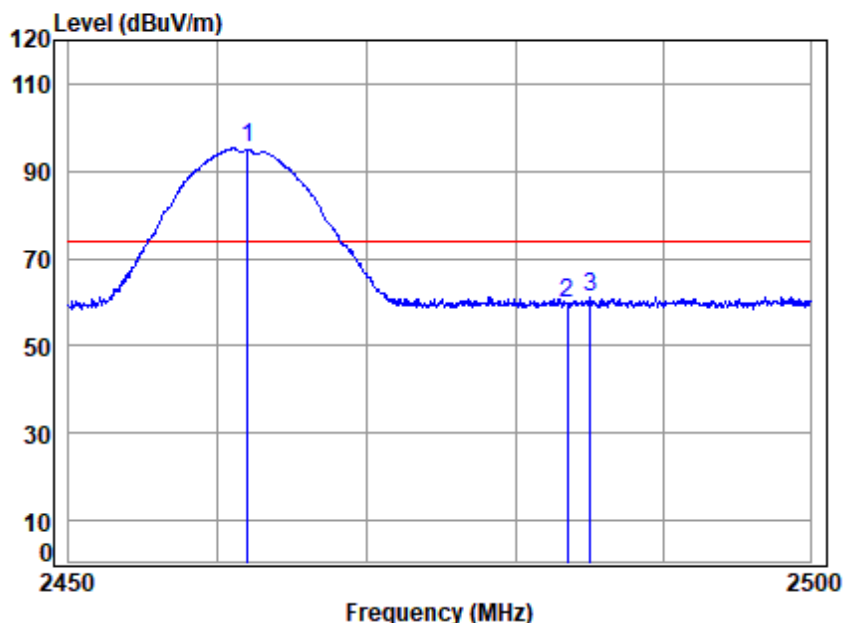


Site : chamber  
Condition: 3m VERTICAL  
Job No : 00028CR/00029CR  
Mode : 2412 Band edge  
Note : 2.4G WIFI 11B

		Cable	Ant	Preamp	Read	Limit	Over	
Freq		Loss	Factor	Factor	Level	Level	Line	Limit Remark
MHz		dB	dB/m	dB	dBuV	dBuV/m	dBuV/m	dB
1	2371.281	4.31	28.49	40.41	59.73	52.12	54.00	-1.88 Average
2	2390.000	4.34	28.52	40.42	58.24	50.68	54.00	-3.32 Average
3 *	2412.000	4.38	28.56	40.43	104.71	97.22	54.00	43.22 Average



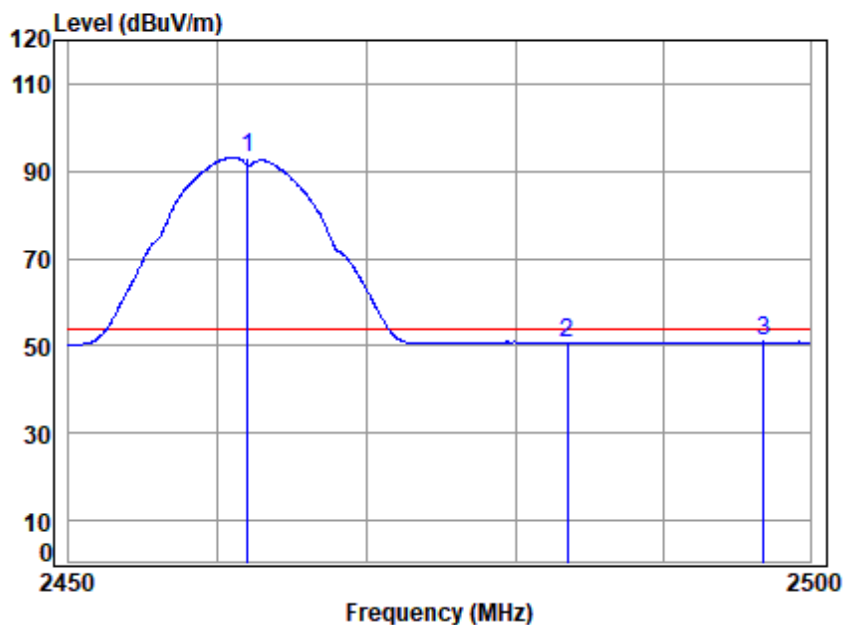
Test Mode: 01; Polarity: Horizontal; Modulation:802.11b; Bandwidth:20MHz; Channel:High



Site : chamber  
Condition: 3m HORIZONTAL  
Job No : 00028CR/00029CR  
Mode : 2462 Band edge  
Note : 2.4G WIFI 11B

	Cable	Ant	Preamp	Read		Limit	Over	
Freq	Loss	Factor	Factor	Level	Level	Line	Limit	Remark
MHz	dB	dB/m	dB	dBuV	dBuV/m	dBuV/m	dB	
1 * 2462.000	4.46	28.64	40.46	102.60	95.24	74.00	21.24	peak
2 2483.500	4.49	28.67	40.47	67.22	59.91	74.00	-14.09	peak
3 2485.044	4.50	28.68	40.47	68.66	61.37	74.00	-12.63	peak

Test Mode: 01; Polarity: Horizontal; Modulation:802.11b; Bandwidth:20MHz; Channel:High

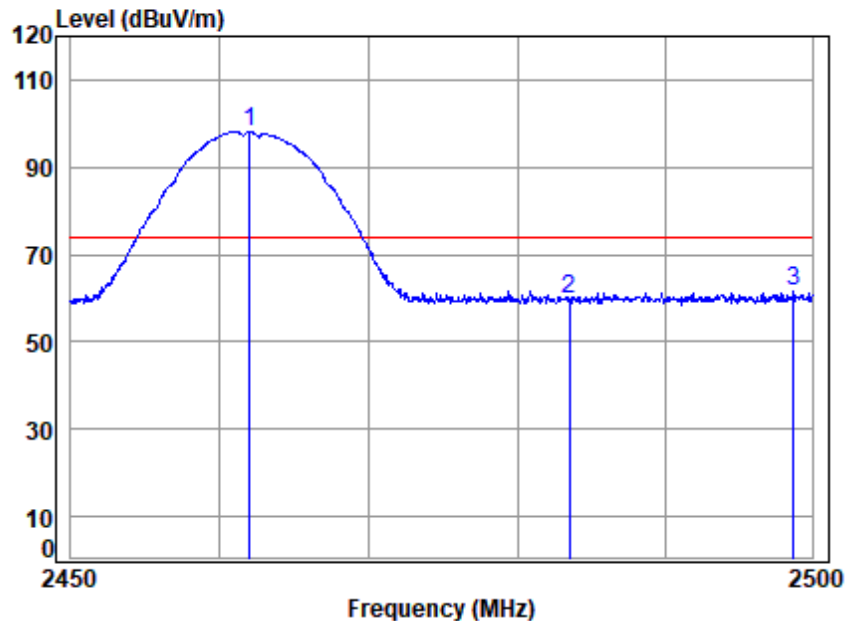


Site : chamber  
Condition: 3m HORIZONTAL  
Job No : 00028CR/00029CR  
Mode : 2462 Band edge  
Note : 2.4G WIFI 11B

		Cable	Ant	Preamp	Read	Limit	Over	
Freq		Loss	Factor	Factor	Level	Level	Line	Limit Remark
MHz		dB	dB/m	dB	dBuV	dBuV/m	dBuV/m	dB
1 *	2462.000	4.46	28.64	40.46	100.59	93.23	54.00	39.23 Average
2	2483.500	4.49	28.67	40.47	57.94	50.63	54.00	-3.37 Average
3	2496.820	4.52	28.69	40.47	58.14	50.88	54.00	-3.12 Average



Test Mode: 01; Polarity: Vertical; Modulation:802.11b; Bandwidth:20MHz; Channel:High



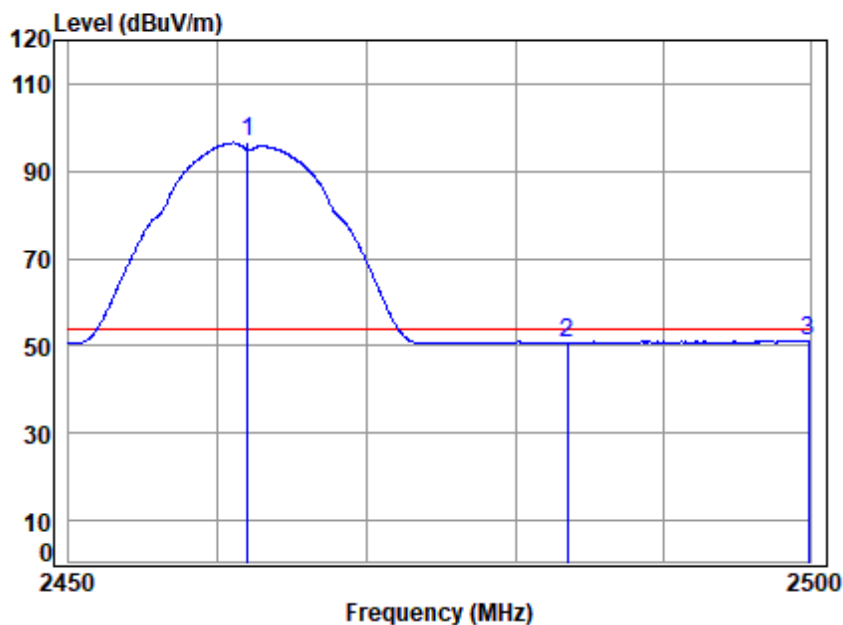
Site : chamber  
Condition: 3m VERTICAL  
Job No : 00028CR/00029CR  
Mode : 2462 Band edge  
Note : 2.4G WIFI 11B

	Cable	Ant	Preamp	Read		Limit	Over	
Freq	Loss	Factor	Factor	Level	Level	Line	Limit	Remark
MHz	dB	dB/m	dB	dBuV	dBuV/m	dBuV/m	dB	
1 * 2462.000	4.46	28.64	40.46	105.66	98.30	74.00	24.30	Peak
2 2483.500	4.49	28.67	40.47	66.96	59.65	74.00	-14.35	Peak
3 2498.738	4.52	28.70	40.47	68.72	61.47	74.00	-12.53	Peak





Test Mode: 01; Polarity: Vertical; Modulation:802.11b; Bandwidth:20MHz; Channel:High

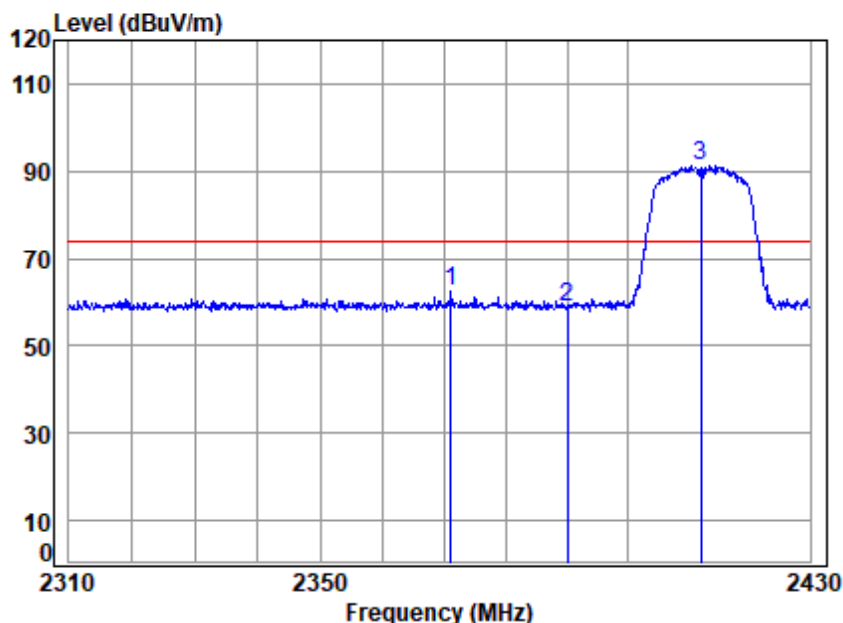


Site : chamber  
Condition: 3m VERTICAL  
Job No : 00028CR/00029CR  
Mode : 2462 Band edge  
Note : 2.4G WIFI 11B

		Cable	Ant	Preamp	Read	Limit	Over	
Freq		Loss	Factor	Factor	Level	Level	Line	Limit Remark
MHz		dB	dB/m	dB	dBuV	dBuV/m	dBuV/m	dB
1 *	2462.000	4.46	28.64	40.46	103.88	96.52	54.00	42.52 Average
2	2483.500	4.49	28.67	40.47	57.98	50.67	54.00	-3.33 Average
3	2499.899	4.52	28.70	40.48	58.56	51.30	54.00	-2.70 Average



Test Mode: 01; Polarity: Horizontal; Modulation:802.11g; Bandwidth:20MHz; Channel:Low

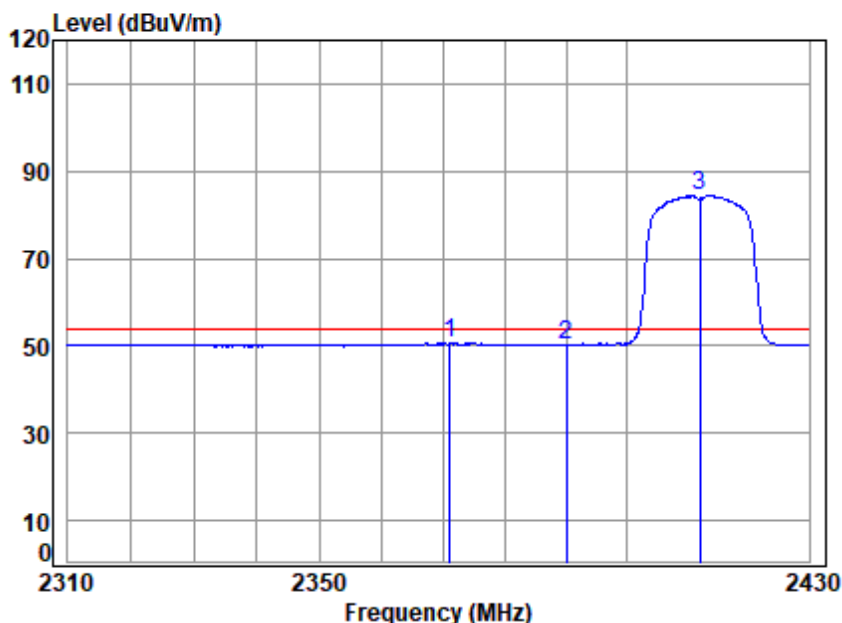


Site : chamber  
Condition: 3m HORIZONTAL  
Job No : 00028CR/00029CR  
Mode : 2412 Band edge  
Note : 2.4G WIFI 11G

		Cable	Ant	Preamp	Read	Limit	Over	
Freq		Loss	Factor	Factor	Level	Line	Limit	Remark
MHz		dB	dB/m	dB	dBuV	dBuV/m	dB	
1	2371.041	4.31	28.49	40.41	70.12	62.51	74.00	-11.49 peak
2	2390.000	4.34	28.52	40.42	66.43	58.87	74.00	-15.13 peak
3 *	2412.000	4.38	28.56	40.43	98.60	91.11	74.00	17.11 peak



Test Mode: 01; Polarity: Horizontal; Modulation:802.11g; Bandwidth:20MHz; Channel:Low

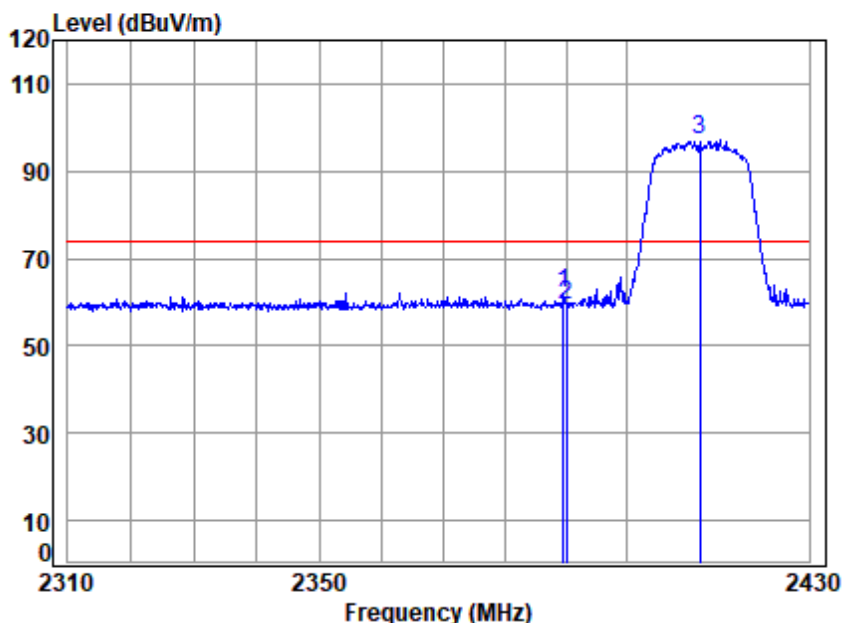


Site : chamber  
Condition: 3m HORIZONTAL  
Job No : 00028CR/00029CR  
Mode : 2412 Band edge  
Note : 2.4G WIFI 11G

		Cable	Ant	Preamp	Read	Limit	Over	
Freq		Loss	Factor	Factor	Level	Level	Line	Limit Remark
MHz		dB	dB/m	dB	dBuV	dBuV/m	dBuV/m	dB
1	2371.161	4.31	28.49	40.41	58.22	50.61	54.00	-3.39 Average
2	2390.000	4.34	28.52	40.42	57.87	50.31	54.00	-3.69 Average
3 *	2412.000	4.38	28.56	40.43	91.87	84.38	54.00	30.38 Average



Test Mode: 01; Polarity: Vertical; Modulation:802.11g; Bandwidth:20MHz; Channel:Low



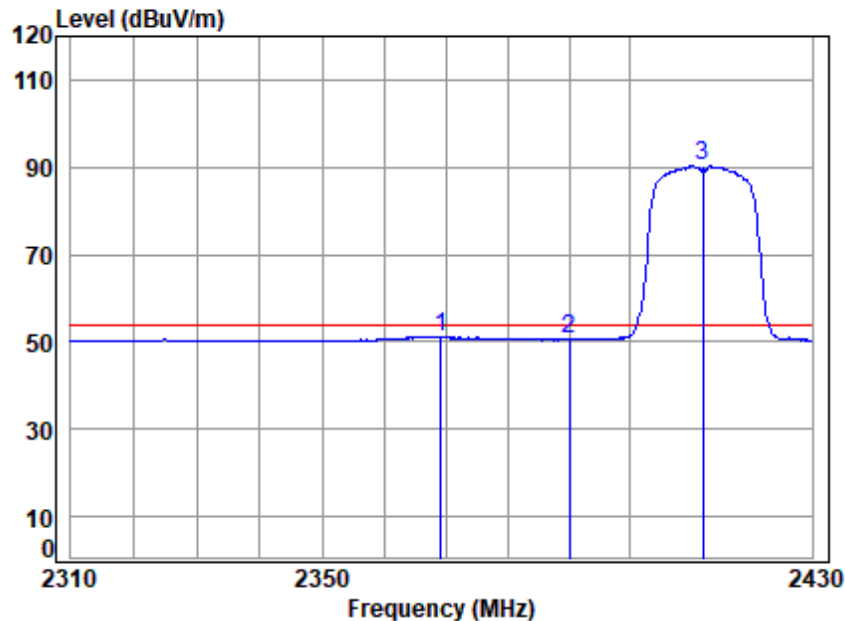
Site : chamber  
Condition: 3m VERTICAL  
Job No : 00028CR/00029CR  
Mode : 2412 Band edge  
Note : 2.4G WIFI 11G

		Cable	Ant	Preamp	Read	Limit	Over	
	Freq	Loss	Factor	Factor	Level	Level	Line	Limit Remark
	MHz	dB	dB/m	dB	dBuV	dBuV/m	dBuV/m	dB
1	2389.605	4.34	28.52	40.42	69.73	62.17	74.00	-11.83 Peak
2	2390.000	4.34	28.52	40.42	67.09	59.53	74.00	-14.47 Peak
3 *	2412.000	4.38	28.56	40.43	104.68	97.19	74.00	23.19 Peak





Test Mode: 01; Polarity: Vertical; Modulation:802.11g; Bandwidth:20MHz; Channel:Low

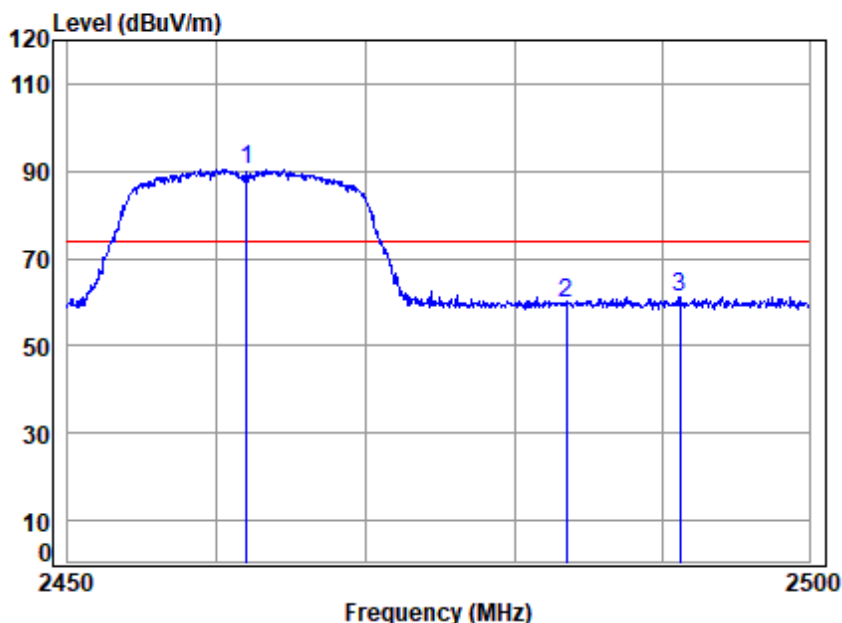


Site : chamber  
Condition: 3m VERTICAL  
Job No : 00028CR/00029CR  
Mode : 2412 Band edge  
Note : 2.4G WIFI 11G

		Cable	Ant	Preamp	Read		Limit	Over	
	Freq	Loss	Factor	Factor	Level	Level	Line	Limit	Remark
	MHz	dB	dB/m	dB	dBuV	dBuV/m	dBuV/m	dB	
1	2369.240	4.31	28.48	40.41	58.92	51.30	54.00	-2.70	Average
2	2390.000	4.34	28.52	40.42	58.07	50.51	54.00	-3.49	Average
3 *	2412.000	4.38	28.56	40.43	98.05	90.56	54.00	36.56	Average



Test Mode: 01; Polarity: Horizontal; Modulation: 802.11g; Bandwidth: 20MHz; Channel: High

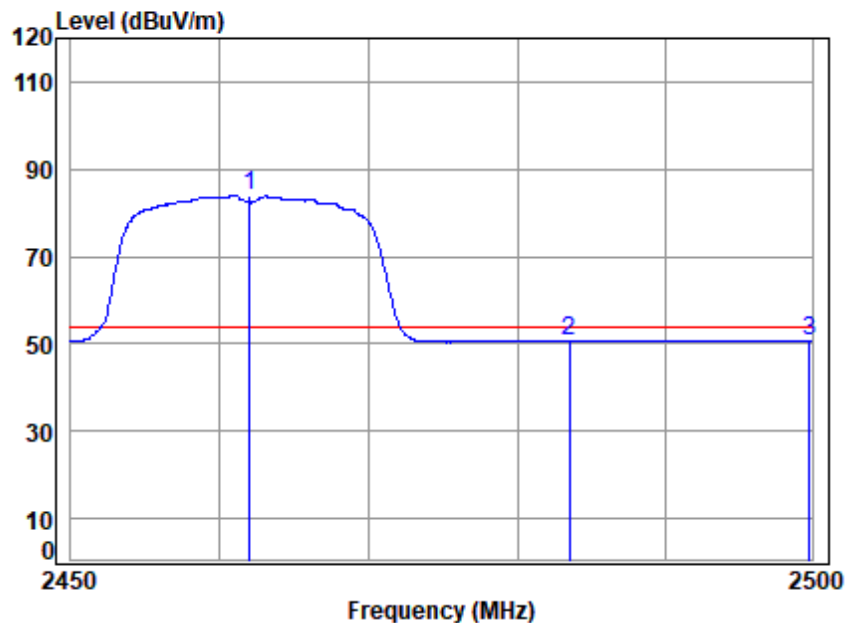


Site : chamber  
Condition: 3m HORIZONTAL  
Job No : 00028CR/00029CR  
Mode : 2462 Band edge  
Note : 2.4G WIFI 11G

		Cable	Ant	Preamp	Read	Limit	Over	
Freq		Loss	Factor	Factor	Level	Level	Line	Limit Remark
MHz		dB	dB/m	dB	dBuV	dBuV/m	dBuV/m	dB
1 *	2462.000	4.46	28.64	40.46	97.82	90.46	74.00	16.46 peak
2	2483.500	4.49	28.67	40.47	67.18	59.87	74.00	-14.13 peak
3	2491.227	4.51	28.69	40.47	68.50	61.23	74.00	-12.77 peak



Test Mode: 01; Polarity: Horizontal; Modulation:802.11g; Bandwidth:20MHz; Channel:High

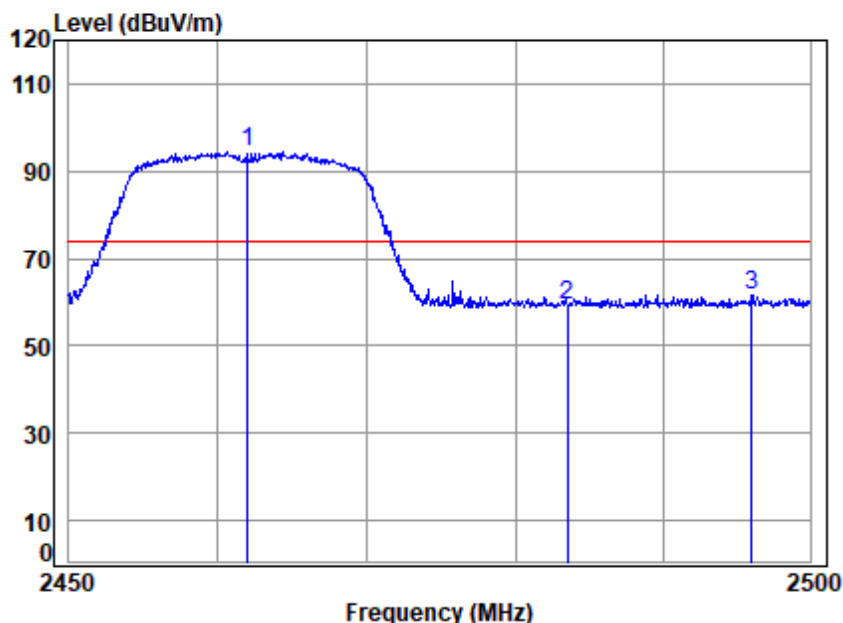


Site : chamber  
Condition: 3m HORIZONTAL  
Job No : 00028CR/00029CR  
Mode : 2462 Band edge  
Note : 2.4G WIFI 11G

		Cable	Ant	Preamp	Read	Limit	Over	
Freq		Loss	Factor	Factor	Level	Level	Line	Limit Remark
MHz		dB	dB/m	dB	dBuV	dBuV/m	dBuV/m	dB
1 *	2462.000	4.46	28.64	40.46	91.24	83.88	54.00	29.88 Average
2	2483.500	4.49	28.67	40.47	57.82	50.51	54.00	-3.49 Average
3	2499.848	4.52	28.70	40.48	58.11	50.85	54.00	-3.15 Average



Test Mode: 01; Polarity: Vertical; Modulation:802.11g; Bandwidth:20MHz; Channel:High



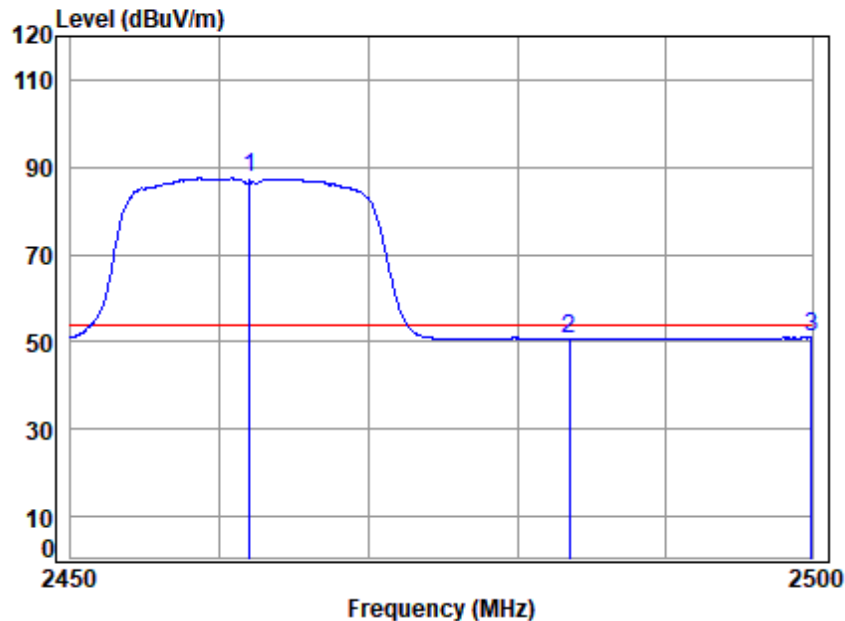
Site : chamber  
Condition: 3m VERTICAL  
Job No : 00028CR/00029CR  
Mode : 2462 Band edge  
Note : 2.4G WIFI 11G

		Cable	Ant	Preamp	Read	Limit	Over	
Freq		Loss	Factor	Factor	Level	Level	Line	Limit Remark
MHz		dB	dB/m	dB	dBuV	dBuV/m	dBuV/m	dB
1 *	2462.000	4.46	28.64	40.46	101.63	94.27	74.00	20.27 Peak
2	2483.500	4.49	28.67	40.47	66.64	59.33	74.00	-14.67 Peak
3	2496.013	4.51	28.69	40.47	68.93	61.66	74.00	-12.34 Peak





Test Mode: 01; Polarity: Vertical; Modulation:802.11g; Bandwidth:20MHz; Channel:High

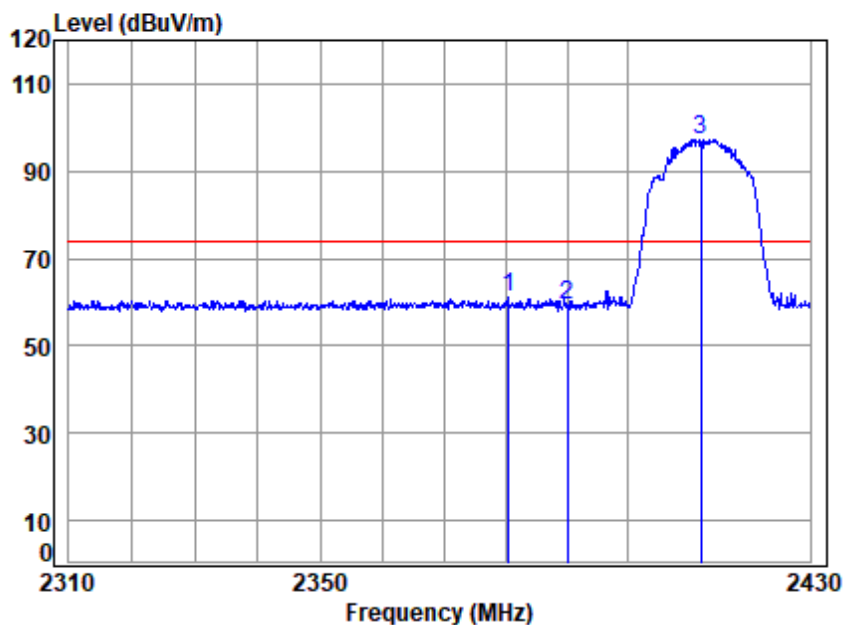


Site : chamber  
Condition: 3m VERTICAL  
Job No : 00028CR/00029CR  
Mode : 2462 Band edge  
Note : 2.4G WIFI 11G

		Cable	Ant	Preamp	Read	Limit	Over	
Freq		Loss	Factor	Factor	Level	Level	Line	Limit Remark
MHz		dB	dB/m	dB	dBuV	dBuV/m	dBuV/m	dB
1 *	2462.000	4.46	28.64	40.46	94.77	87.41	54.00	33.41 Average
2	2483.500	4.49	28.67	40.47	58.00	50.69	54.00	-3.31 Average
3	2499.949	4.52	28.70	40.48	58.30	51.04	54.00	-2.96 Average



Test Mode: 01; Polarity: Horizontal; Modulation:802.11n; Bandwidth:20MHz; Channel:Low

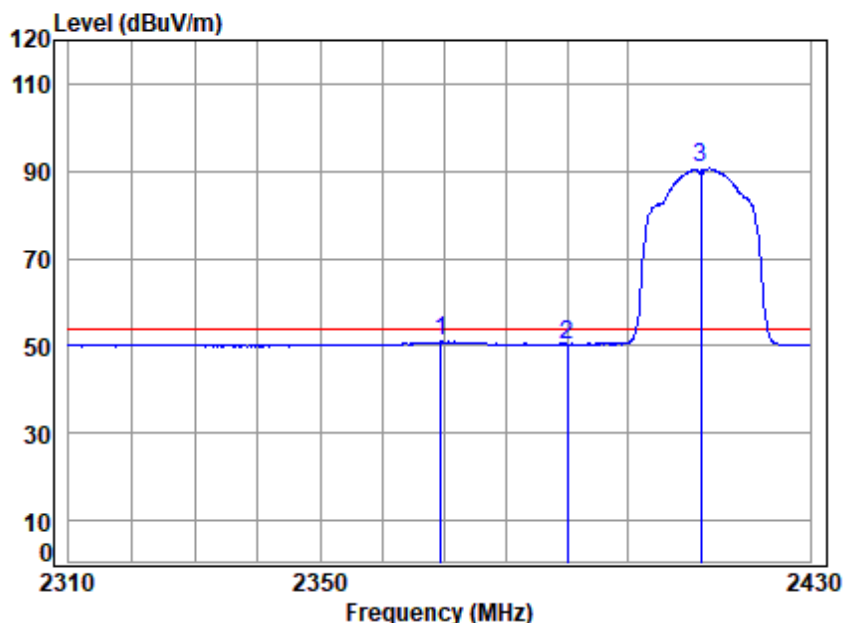


Site : chamber  
Condition: 3m HORIZONTAL  
Job No : 00028CR/00029CR  
Mode : 2412 Band edge  
Note : 2.4G WIFI 11N20

		Cable	Ant	Preamp	Read		Limit	Over	
	Freq	Loss	Factor	Factor	Level	Level	Line	Limit	Remark
	MHz	dB	dB/m	dB	dBuV	dBuV/m	dBuV/m	dB	
1	2380.426	4.33	28.50	40.41	68.94	61.36	74.00	-12.64	peak
2	2390.000	4.34	28.52	40.42	66.73	59.17	74.00	-14.83	peak
3 *	2412.000	4.38	28.56	40.43	104.79	97.30	74.00	23.30	peak



Test Mode: 01; Polarity: Horizontal; Modulation:802.11n; Bandwidth:20MHz; Channel:Low

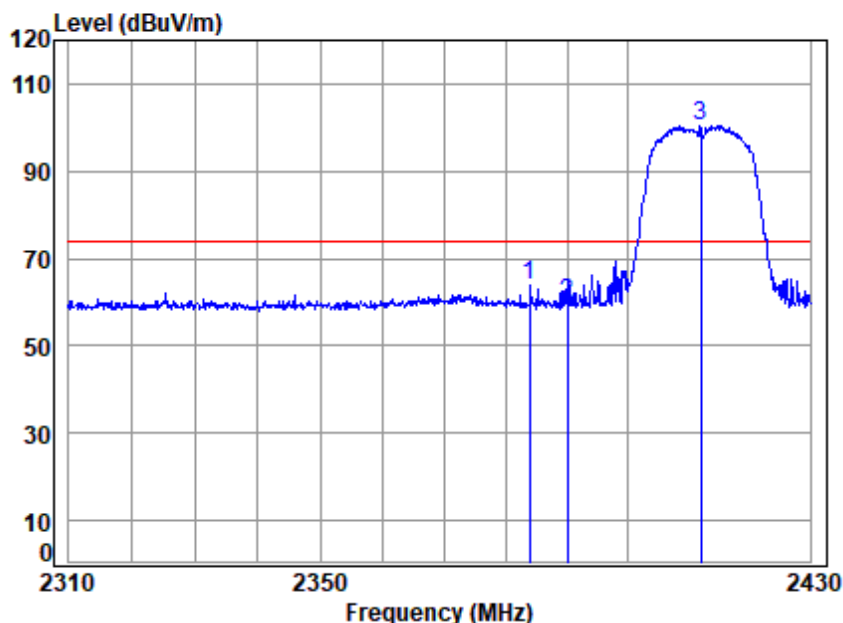


Site : chamber  
Condition: 3m HORIZONTAL  
Job No : 00028CR/00029CR  
Mode : 2412 Band edge  
Note : 2.4G WIFI 11N20

		Cable	Ant	Preamp	Read	Limit	Over	
Freq		Loss	Factor	Factor	Level	Line	Limit	Remark
MHz		dB	dB/m	dB	dBuV	dBuV/m	dB	
1	2369.480	4.31	28.48	40.41	58.56	50.94	54.00	-3.06 Average
2	2390.000	4.34	28.52	40.42	57.96	50.40	54.00	-3.60 Average
3 *	2412.000	4.38	28.56	40.43	98.10	90.61	54.00	36.61 Average



Test Mode: 01; Polarity: Vertical; Modulation:802.11n; Bandwidth:20MHz; Channel:Low



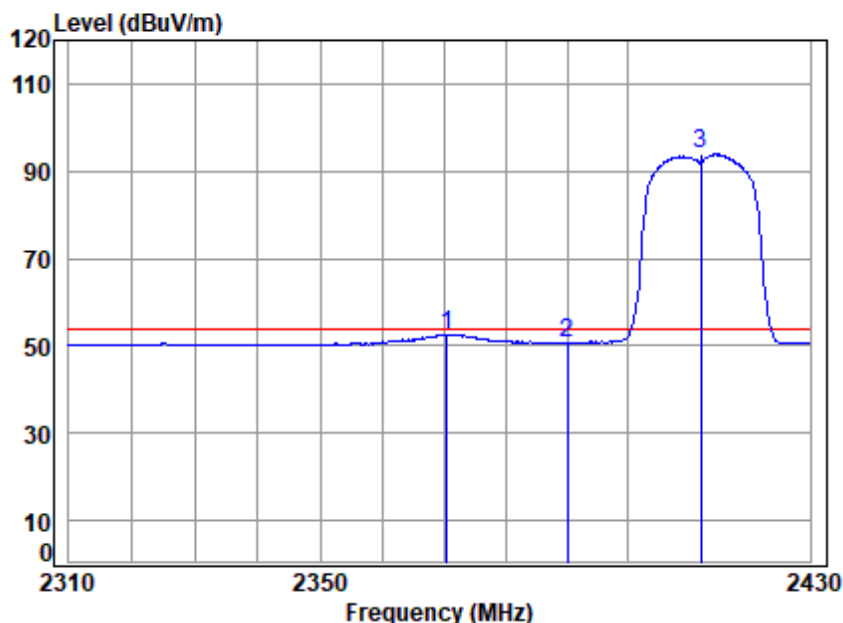
Site : chamber  
Condition: 3m VERTICAL  
Job No : 00028CR/00029CR  
Mode : 2412 Band edge  
Note : 2.4G WIFI 11N20

		Cable	Ant	Preamp	Read		Limit	Over	
	Freq	Loss	Factor	Factor	Level	Level	Line	Limit	Remark
	MHz	dB	dB/m	dB	dBuV	dBuV/m	dBuV/m	dB	
1	2383.924	4.33	28.51	40.42	71.49	63.91	74.00	-10.09	Peak
2	2390.000	4.34	28.52	40.42	67.11	59.55	74.00	-14.45	Peak
3 *	2412.000	4.38	28.56	40.43	107.95	100.46	74.00	26.46	Peak





Test Mode: 01; Polarity: Vertical; Modulation:802.11n; Bandwidth:20MHz; Channel:Low

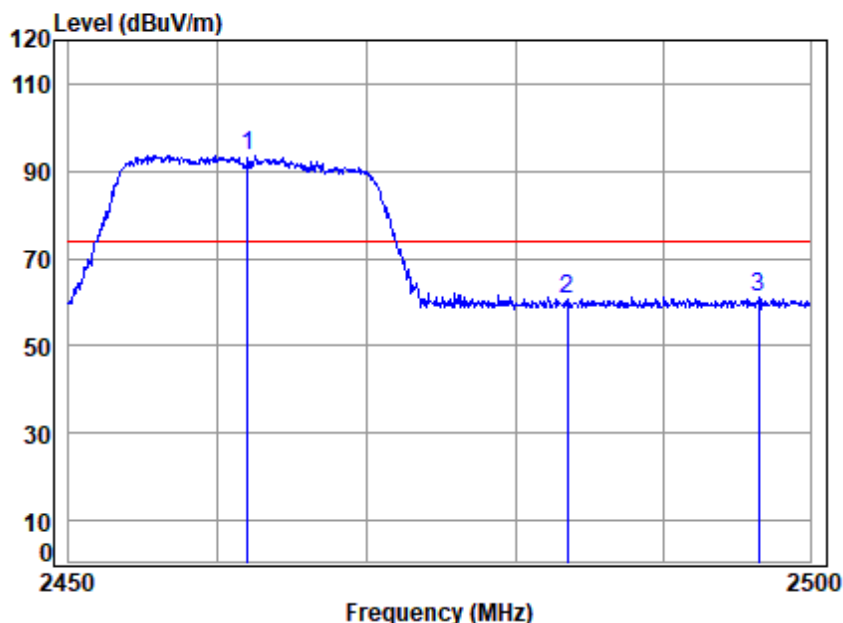


Site : chamber  
Condition: 3m VERTICAL  
Job No : 00028CR/00029CR  
Mode : 2412 Band edge  
Note : 2.4G WIFI 11N20

		Cable	Ant	Preamp	Read	Limit	Over	
Freq		Loss	Factor	Factor	Level	Level	Line	Limit Remark
MHz		dB	dB/m	dB	dBuV	dBuV/m	dBuV/m	dB
1	2370.441	4.31	28.49	40.41	60.30	52.69	54.00	-1.31 Average
2	2390.000	4.34	28.52	40.42	58.28	50.72	54.00	-3.28 Average
3 *	2412.000	4.38	28.56	40.43	101.39	93.90	54.00	39.90 Average



Test Mode: 01; Polarity: Horizontal; Modulation:802.11n; Bandwidth:20MHz; Channel:High

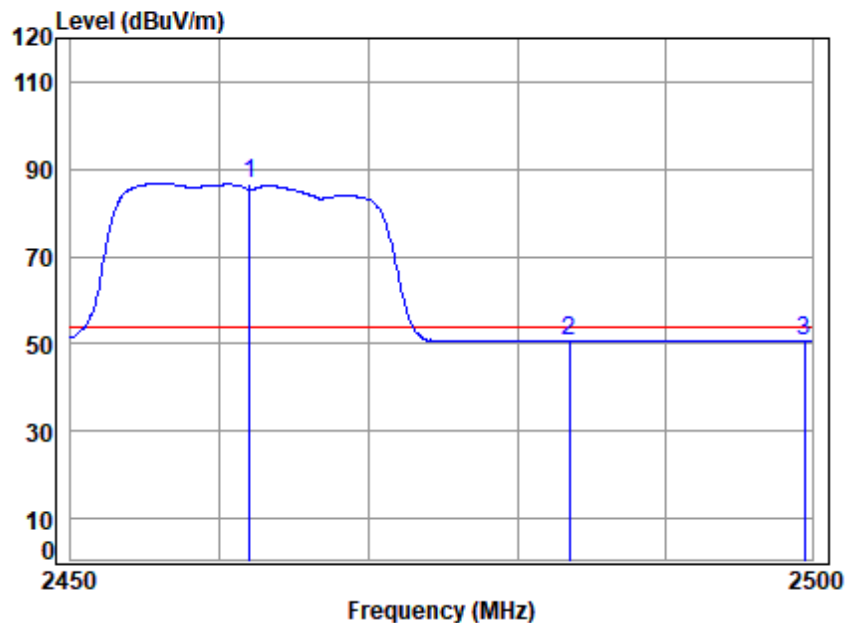


Site : chamber  
Condition: 3m HORIZONTAL  
Job No : 00028CR/00029CR  
Mode : 2462 Band edge  
Note : 2.4G WIFI 11N20

	Cable	Ant	Preamp	Read		Limit	Over	
Freq	Loss	Factor	Factor	Level	Level	Line	Limit	Remark
MHz	dB	dB/m	dB	dBuV	dBuV/m	dBuV/m	dB	
1 * 2462.000	4.46	28.64	40.46	100.84	93.48	74.00	19.48	peak
2 2483.500	4.49	28.67	40.47	67.83	60.52	74.00	-13.48	peak
3 2496.518	4.51	28.69	40.47	68.59	61.32	74.00	-12.68	peak



Test Mode: 01; Polarity: Horizontal; Modulation:802.11n; Bandwidth:20MHz; Channel:High

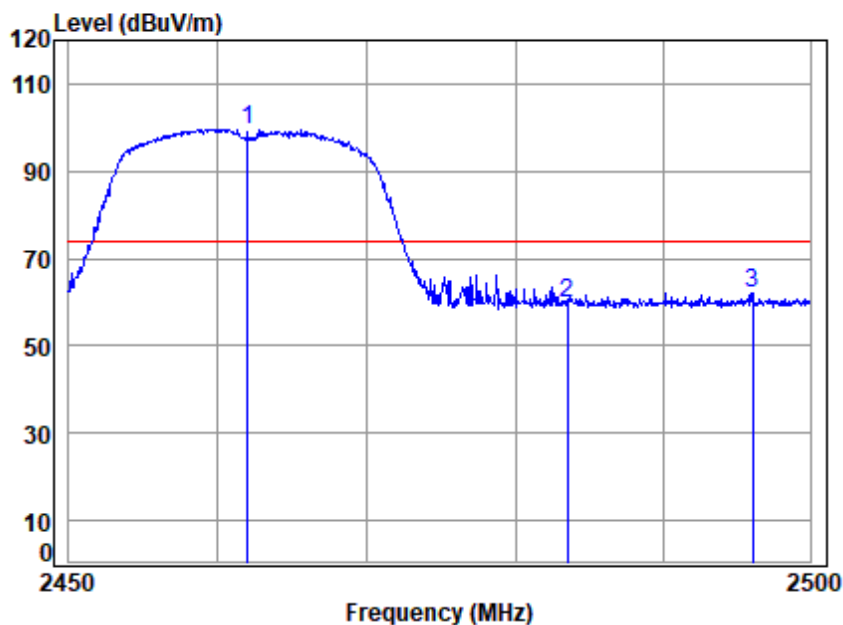


Site : chamber  
Condition: 3m HORIZONTAL  
Job No : 00028CR/00029CR  
Mode : 2462 Band edge  
Note : 2.4G WIFI 11N20

		Cable	Ant	Preamp	Read	Limit	Over	
Freq		Loss	Factor	Factor	Level	Level	Line	Limit Remark
MHz		dB	dB/m	dB	dBuV	dBuV/m	dBuV/m	dB
1 *	2462.000	4.46	28.64	40.46	94.17	86.81	54.00	32.81 Average
2	2483.500	4.49	28.67	40.47	57.83	50.52	54.00	-3.48 Average
3	2499.495	4.52	28.70	40.47	58.04	50.79	54.00	-3.21 Average



Test Mode: 01; Polarity: Vertical; Modulation:802.11n; Bandwidth:20MHz; Channel:High



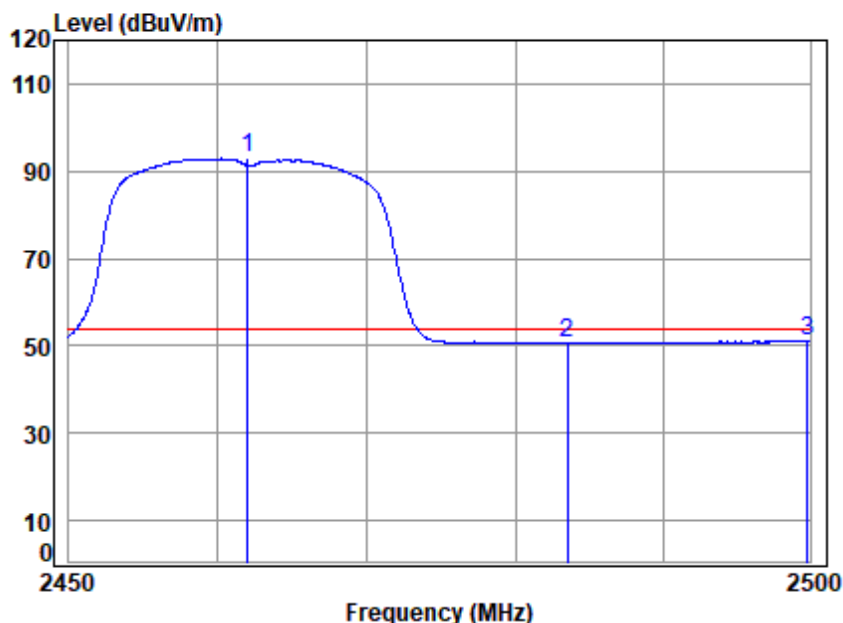
Site : chamber  
Condition: 3m VERTICAL  
Job No : 00028CR/00029CR  
Mode : 2462 Band edge  
Note : 2.4G WIFI 11N20

		Cable	Ant	Preamp	Read		Limit	Over	
	Freq	Loss	Factor	Factor	Level	Level	Line	Limit	Remark
	MHz	dB	dB/m	dB	dBuV	dBuV/m	dBuV/m	dB	
1 *	2462.000	4.46	28.64	40.46	107.02	99.66	74.00	25.66	Peak
2	2483.500	4.49	28.67	40.47	67.08	59.77	74.00	-14.23	Peak
3	2496.063	4.51	28.69	40.47	69.38	62.11	74.00	-11.89	Peak





Test Mode: 01; Polarity: Vertical; Modulation:802.11n; Bandwidth:20MHz; Channel:High

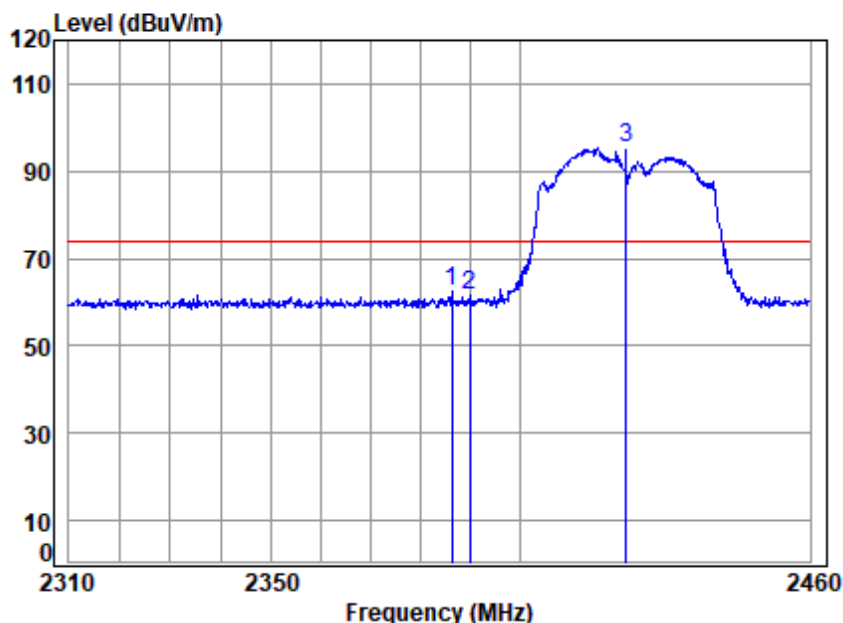


Site : chamber  
Condition: 3m VERTICAL  
Job No : 00028CR/00029CR  
Mode : 2462 Band edge  
Note : 2.4G WIFI 11N20

		Cable	Ant	Preamp	Read	Limit	Over	
Freq		Loss	Factor	Factor	Level	Level	Line	Limit Remark
MHz		dB	dB/m	dB	dBuV	dBuV/m	dBuV/m	dB
1 *	2462.000	4.46	28.64	40.46	100.22	92.86	54.00	38.86 Average
2	2483.500	4.49	28.67	40.47	57.96	50.65	54.00	-3.35 Average
3	2499.798	4.52	28.70	40.48	58.49	51.23	54.00	-2.77 Average



Test Mode: 01; Polarity: Horizontal; Modulation:802.11n; Bandwidth:40MHz; Channel:Low

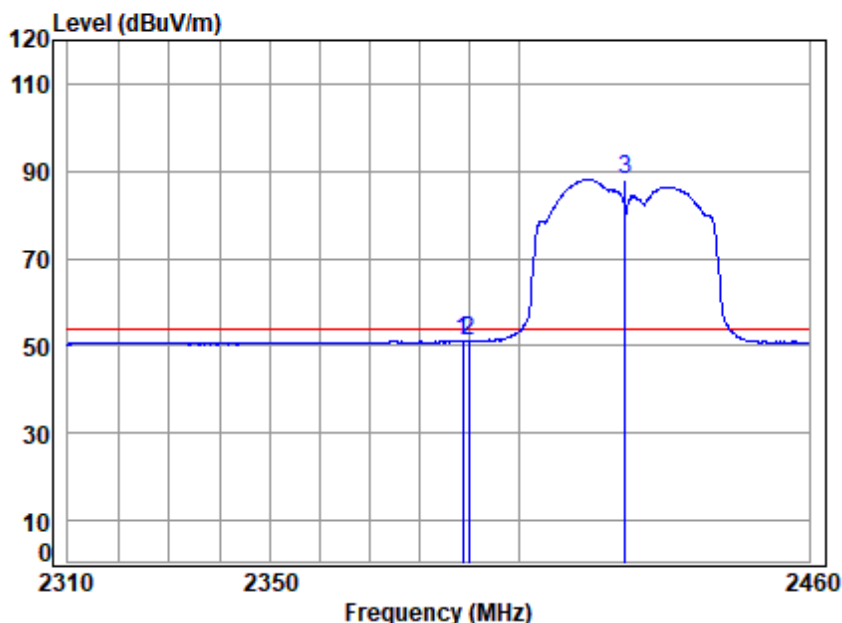


Site : chamber  
Condition: 3m HORIZONTAL  
Job No : 00028CR/00029CR  
Mode : 2422 Band edge  
Note : 2.4G WIFI 11N40

		Cable	Ant	Preamp	Read	Limit	Over	
	Freq	Loss	Factor	Factor	Level	Level	Line	Limit Remark
	MHz	dB	dB/m	dB	dBuV	dBuV/m	dBuV/m	dB
1	2386.371	4.34	28.51	40.42	69.98	62.41	74.00	-11.59 peak
2	2390.000	4.34	28.52	40.42	69.22	61.66	74.00	-12.34 peak
3 *	2422.000	4.40	28.57	40.44	102.70	95.23	74.00	21.23 peak



Test Mode: 01; Polarity: Horizontal; Modulation:802.11n; Bandwidth:40MHz; Channel:Low

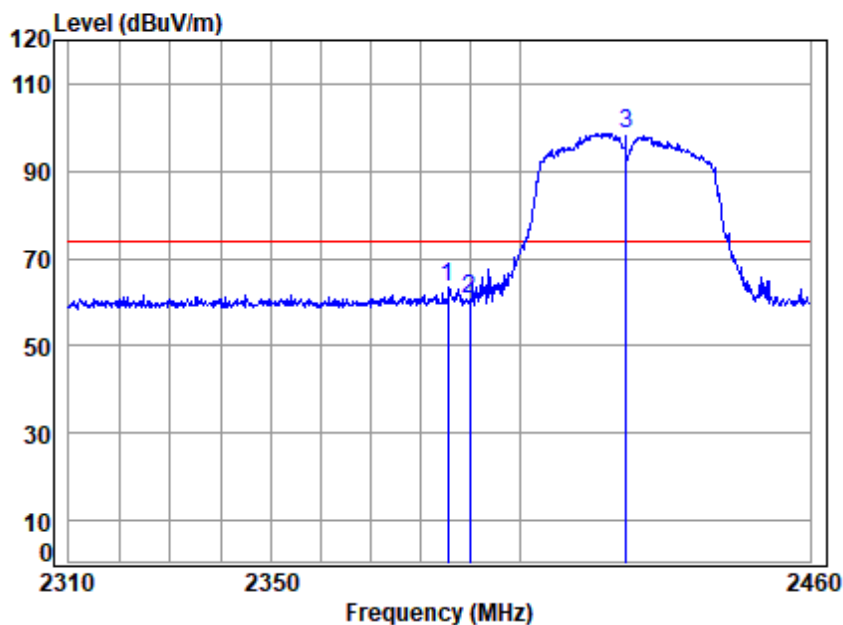


Site : chamber  
Condition: 3m HORIZONTAL  
Job No : 00028CR/00029CR  
Mode : 2422 Band edge  
Note : 2.4G WIFI 11N40

		Cable	Ant	Preamp	Read	Limit	Over	
Freq		Loss	Factor	Factor	Level	Level	Line	Limit Remark
MHz		dB	dB/m	dB	dBuV	dBuV/m	dBuV/m	dB
1	2388.775	4.34	28.52	40.42	58.75	51.19	54.00	-2.81 Average
2	2390.000	4.34	28.52	40.42	58.52	50.96	54.00	-3.04 Average
3 *	2422.000	4.40	28.57	40.44	95.57	88.10	54.00	34.10 Average



Test Mode: 01; Polarity: Vertical; Modulation:802.11n; Bandwidth:40MHz; Channel:Low



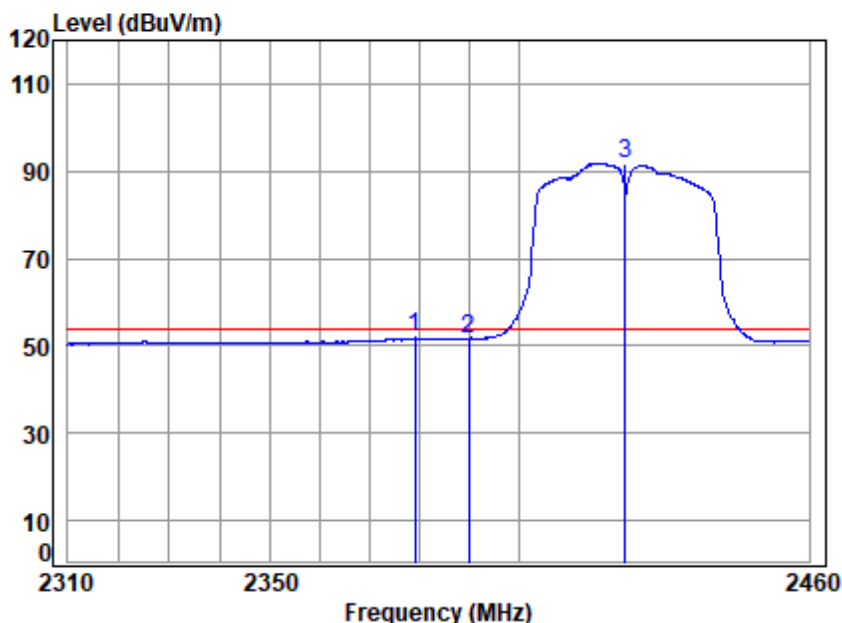
Site : chamber  
Condition: 3m VERTICAL  
Job No : 00028CR/00029CR  
Mode : 2422 Band edge  
Note : 2.4G WIFI 11N40

		Cable	Ant	Preamp	Read	Limit	Over	
Freq		Loss	Factor	Factor	Level	Level	Line	Limit Remark
MHz		dB	dB/m	dB	dBuV	dBuV/m	dBuV/m	dB
1	2385.621	4.34	28.51	40.42	70.99	63.42	74.00	-10.58 Peak
2	2390.000	4.34	28.52	40.42	68.14	60.58	74.00	-13.42 Peak
3 *	2422.000	4.40	28.57	40.44	106.01	98.54	74.00	24.54 Peak





Test Mode: 01; Polarity: Vertical; Modulation:802.11n; Bandwidth:40MHz; Channel:Low

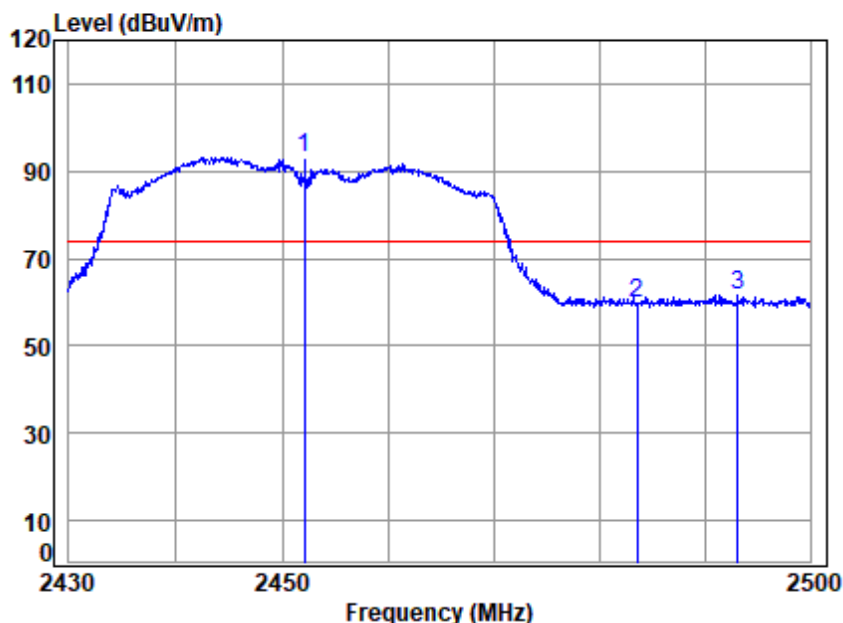


Site : chamber  
Condition: 3m VERTICAL  
Job No : 00028CR/00029CR  
Mode : 2422 Band edge  
Note : 2.4G WIFI 11N40

		Cable	Ant	Preamp	Read	Limit	Over	
Freq		Loss	Factor	Factor	Level	Level	Line	Limit Remark
MHz		dB	dB/m	dB	dBuV	dBuV/m	dBuV/m	dB
1	2379.176	4.33	28.50	40.41	59.39	51.81	54.00	-2.19 Average
2	2390.000	4.34	28.52	40.42	59.13	51.57	54.00	-2.43 Average
3 *	2422.000	4.40	28.57	40.44	99.27	91.80	54.00	37.80 Average



Test Mode: 01; Polarity: Horizontal; Modulation:802.11n; Bandwidth:40MHz; Channel:High

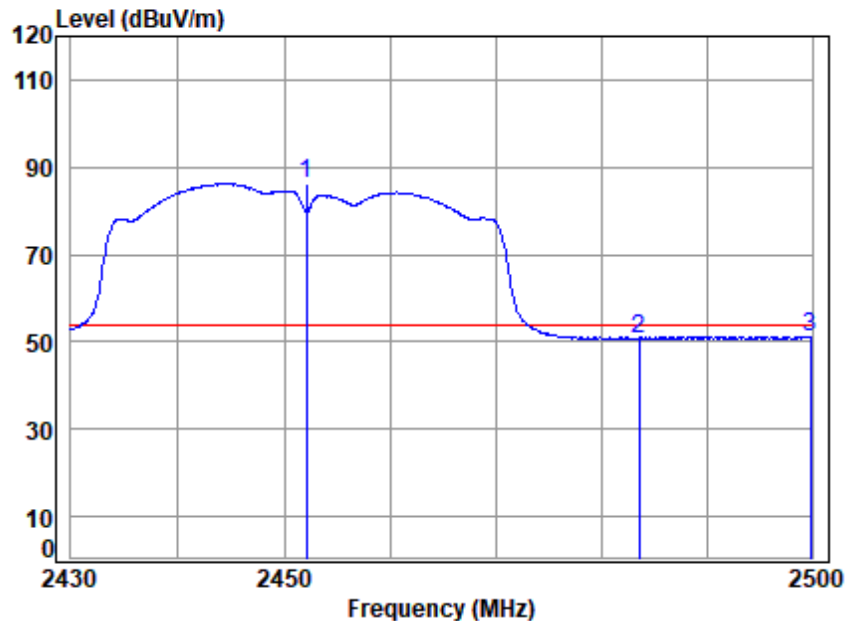


Site : chamber  
Condition: 3m HORIZONTAL  
Job No : 00028CR/00029CR  
Mode : 2452 Band edge  
Note : 2.4G WIFI 11N40

		Cable	Ant	Preamp	Read		Limit	Over	
Freq		Loss	Factor	Factor	Level	Level	Line	Limit	Remark
MHz		dB	dB/m	dB	dBuV	dBuV/m	dBuV/m	dB	
1 *	2452.000	4.44	28.62	40.45	100.43	93.04	74.00	19.04	peak
2	2483.500	4.49	28.67	40.47	67.05	59.74	74.00	-14.26	peak
3	2493.123	4.51	28.69	40.47	68.94	61.67	74.00	-12.33	peak



Test Mode: 01; Polarity: Horizontal; Modulation:802.11n; Bandwidth:40MHz; Channel:High

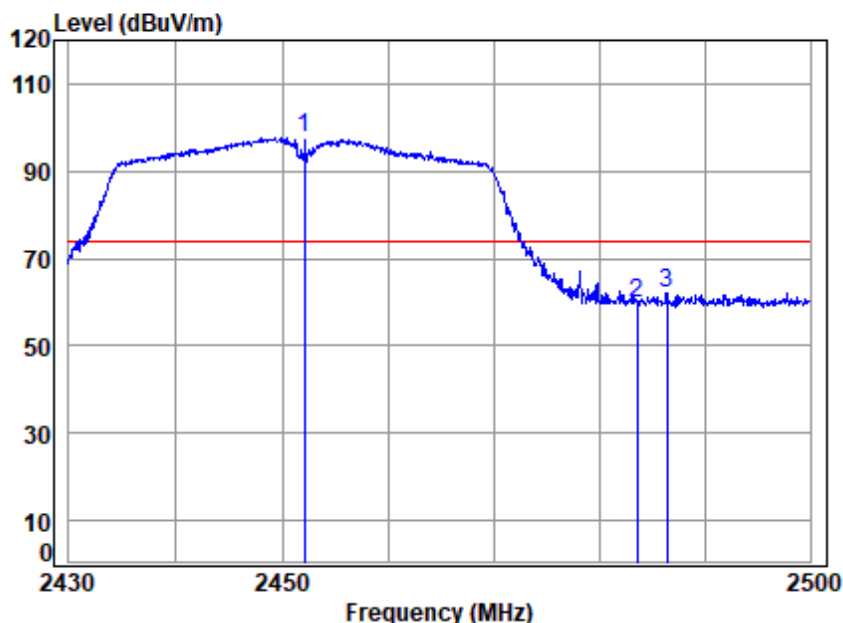


Site : chamber  
Condition: 3m HORIZONTAL  
Job No : 00028CR/00029CR  
Mode : 2452 Band edge  
Note : 2.4G WIFI 11N40

		Cable	Ant	Preamp	Read	Limit	Over	
Freq		Loss	Factor	Factor	Level	Level	Line	Limit Remark
MHz		dB	dB/m	dB	dBuV	dBuV/m	dBuV/m	dB
1 *	2452.000	4.44	28.62	40.45	93.64	86.25	54.00	32.25 Average
2	2483.500	4.49	28.67	40.47	58.18	50.87	54.00	-3.13 Average
3	2499.858	4.52	28.70	40.48	58.33	51.07	54.00	-2.93 Average



Test Mode: 01; Polarity: Vertical; Modulation:802.11n; Bandwidth:40MHz; Channel:High



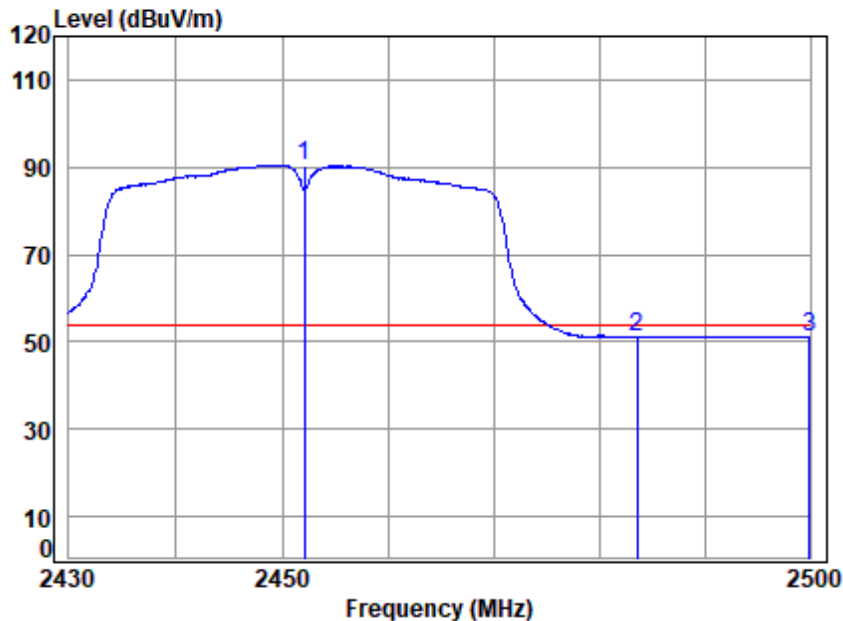
Site : chamber  
Condition: 3m VERTICAL  
Job No : 00028CR/00029CR  
Mode : 2452 Band edge  
Note : 2.4G WIFI 11N40

	Cable	Ant	Preamp	Read		Limit	Over	
Freq	Loss	Factor	Factor	Level	Level	Line	Limit	Remark
MHz	dB	dB/m	dB	dBuV	dBuV/m	dBuV/m	dB	
1 * 2452.000	4.44	28.62	40.45	105.15	97.76	74.00	23.76	Peak
2 2483.500	4.49	28.67	40.47	67.11	59.80	74.00	-14.20	Peak
3 2486.335	4.50	28.68	40.47	69.36	62.07	74.00	-11.93	Peak





Test Mode: 01; Polarity: Vertical; Modulation:802.11n; Bandwidth:40MHz; Channel:High



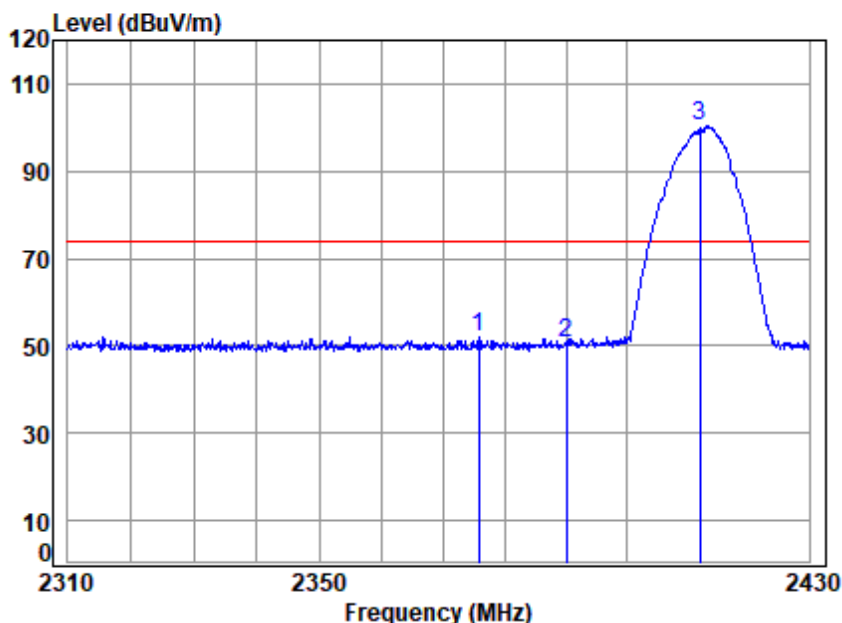
Site : chamber  
Condition: 3m VERTICAL  
Job No : 00028CR/00029CR  
Mode : 2452 Band edge  
Note : 2.4G WIFI 11N40

		Cable	Ant	Preamp	Read	Limit	Over	
Freq		Loss	Factor	Factor	Level	Line	Limit	Remark
MHz		dB	dB/m	dB	dBuV	dBuV/m	dB	
1 *	2452.000	4.44	28.62	40.45	97.91	90.52	54.00	36.52 Average
2	2483.500	4.49	28.67	40.47	58.34	51.03	54.00	-2.97 Average
3	2499.929	4.52	28.70	40.48	58.46	51.20	54.00	-2.80 Average



Test data for Dock WLAN(Station mode, Sinclair Antenna)

Test Mode: 01; Polarity: Horizontal; Modulation:802.11b; Bandwidth:20MHz; Channel:Low

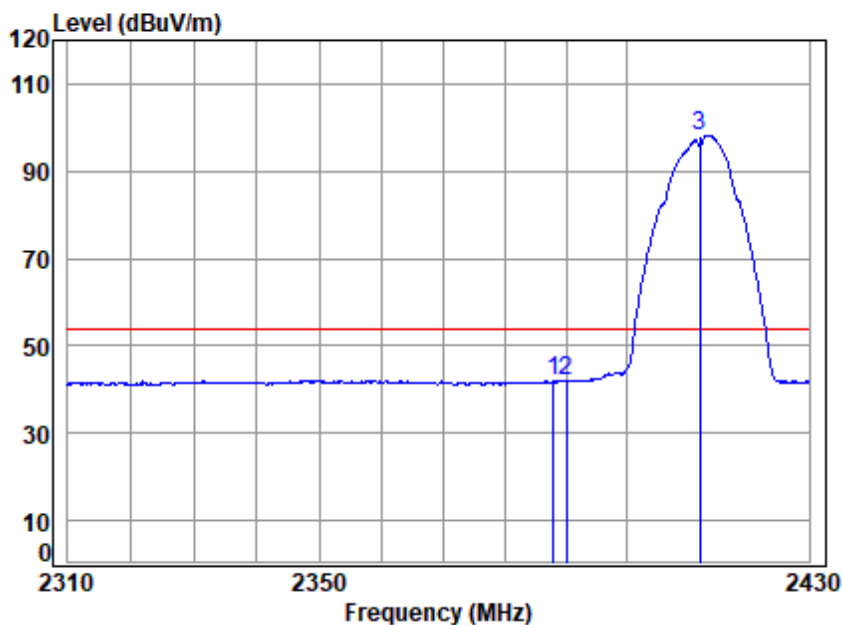


Site : chamber  
Condition: 3m HORIZONTAL  
Job No : 00028CR/00029CR  
Mode : 2412 Band edge  
Note : 2.4G WIFI 11B

		Cable	Ant	Preamp	Read		Limit	Over	
	Freq	Loss	Factor	Factor	Level	Level	Line	Limit	Remark
	MHz	dB	dB/m	dB	dBuV	dBuV/m	dBuV/m	dB	
1	2375.849	4.32	28.49	40.41	59.78	52.18	74.00	-21.82	peak
2	2390.000	4.34	28.52	40.42	58.20	50.64	74.00	-23.36	peak
3 *	2412.000	4.38	28.56	40.43	107.75	100.26	74.00	26.26	peak



Test Mode: 01; Polarity: Horizontal; Modulation:802.11b; Bandwidth:20MHz; Channel:Low

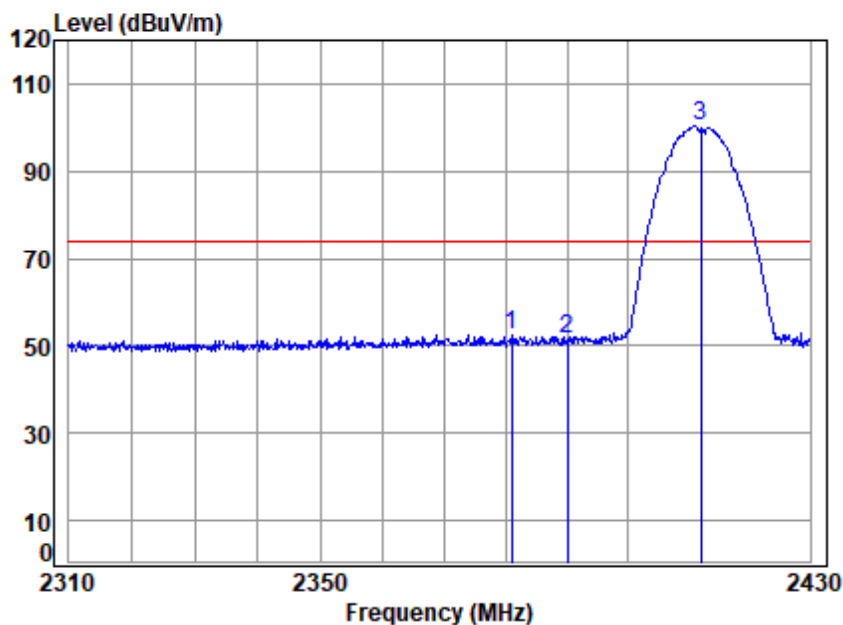


Site : chamber  
Condition: 3m HORIZONTAL  
Job No : 00028CR/00029CR  
Mode : 2412 Band edge  
Note : 2.4G WIFI 11B

		Cable	Ant	Preamp	Read	Limit	Over	
Freq		Loss	Factor	Factor	Level	Level	Line	Limit Remark
MHz		dB	dB/m	dB	dBuV	dBuV/m	dBuV/m	dB
1	2387.912	4.34	28.51	40.42	49.58	42.01	54.00	-11.99 Average
2	2390.000	4.34	28.52	40.42	49.56	42.00	54.00	-12.00 Average
3 *	2412.000	4.38	28.56	40.43	105.79	98.30	54.00	44.30 Average



Test Mode: 01; Polarity: Vertical; Modulation:802.11b; Bandwidth:20MHz; Channel:Low



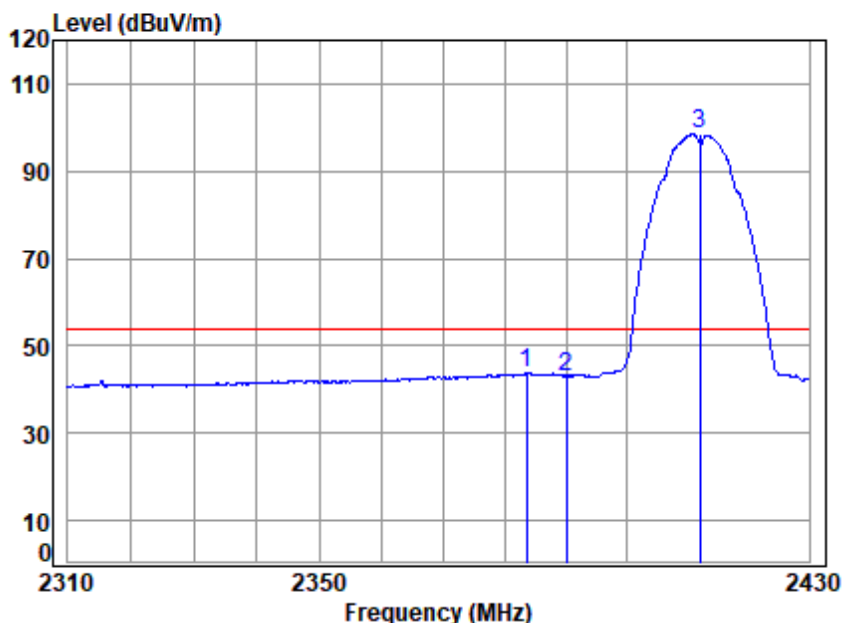
Site : chamber  
Condition: 3m VERTICAL  
Job No : 00028CR/00029CR  
Mode : 2412 Band edge  
Note : 2.4G WIFI 11B

		Cable	Ant	Preamp	Read		Limit	Over	
	Freq	Loss	Factor	Factor	Level	Level	Line	Limit	Remark
	MHz	dB	dB/m	dB	dBuV	dBuV/m	dBuV/m	dB	
1	2381.028	4.33	28.50	40.42	60.15	52.56	74.00	-21.44	Peak
2	2390.000	4.34	28.52	40.42	59.00	51.44	74.00	-22.56	Peak
3 *	2412.000	4.38	28.56	40.43	107.68	100.19	74.00	26.19	Peak





Test Mode: 01; Polarity: Vertical; Modulation:802.11b; Bandwidth:20MHz; Channel:Low

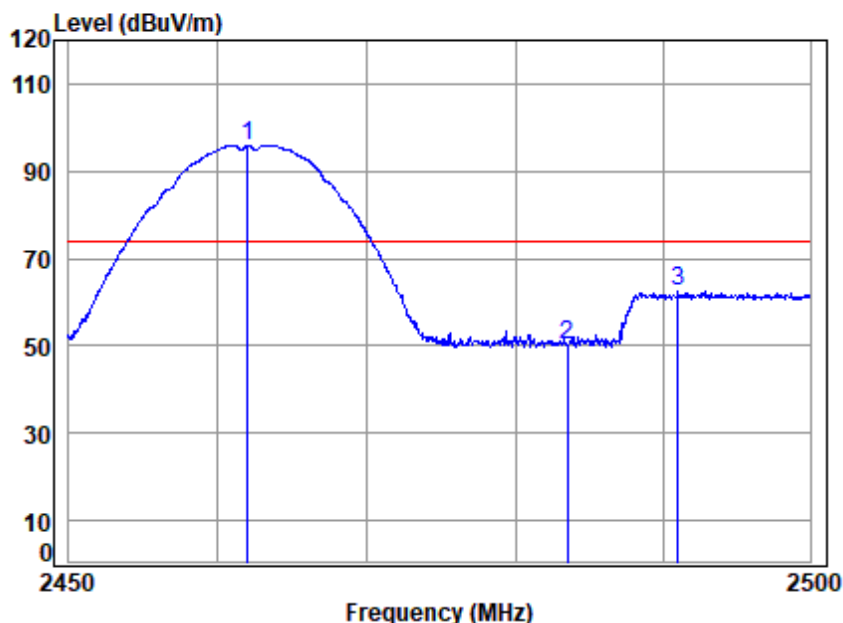


Site : chamber  
Condition: 3m VERTICAL  
Job No : 00028CR/00029CR  
Mode : 2412 Band edge  
Note : 2.4G WIFI 11B

		Cable	Ant	Preamp	Read	Limit	Over	
Freq		Loss	Factor	Factor	Level	Level	Line	Limit Remark
MHz		dB	dB/m	dB	dBuV	dBuV/m	dBuV/m	dB
1	2383.562	4.33	28.51	40.42	51.29	43.71	54.00	-10.29 Average
2	2390.000	4.34	28.52	40.42	50.62	43.06	54.00	-10.94 Average
3 *	2412.000	4.38	28.56	40.43	105.89	98.40	54.00	44.40 Average



Test Mode: 01; Polarity: Horizontal; Modulation:802.11b; Bandwidth:20MHz; Channel:High

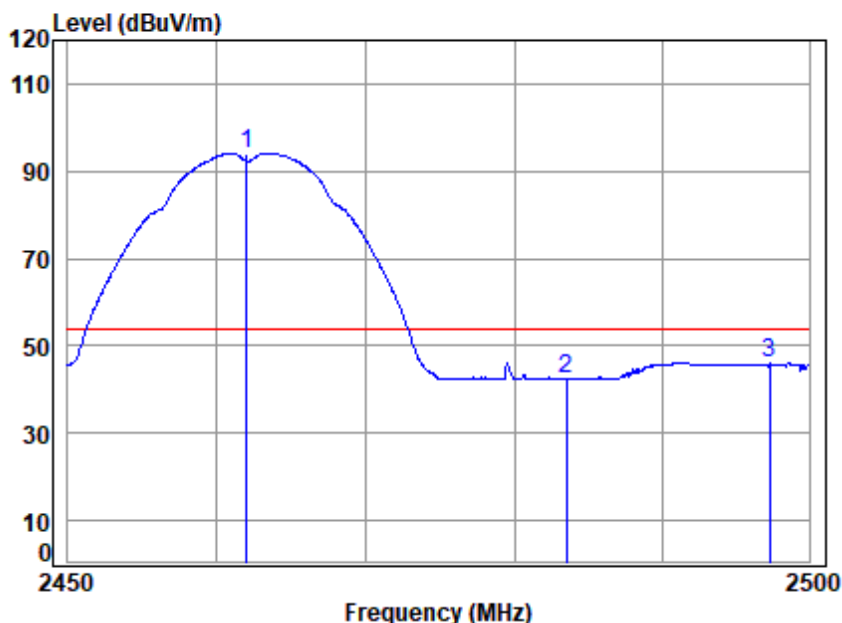


Site : chamber  
Condition: 3m HORIZONTAL  
Job No : 00028CR/00029CR  
Mode : 2462 Band edge  
Note : 2.4G WIFI 11B

		Cable	Ant	Preamp	Read	Limit	Over	
Freq		Loss	Factor	Factor	Level	Line	Limit	Remark
MHz		dB	dB/m	dB	dBuV	dBuV/m	dB	
1 *	2462.000	4.46	28.64	40.46	103.35	95.99	74.00	21.99 peak
2	2483.500	4.49	28.67	40.47	57.71	50.40	74.00	-23.60 peak
3	2491.026	4.51	28.69	40.47	69.95	62.68	74.00	-11.32 peak



Test Mode: 01; Polarity: Horizontal; Modulation:802.11b; Bandwidth:20MHz; Channel:High

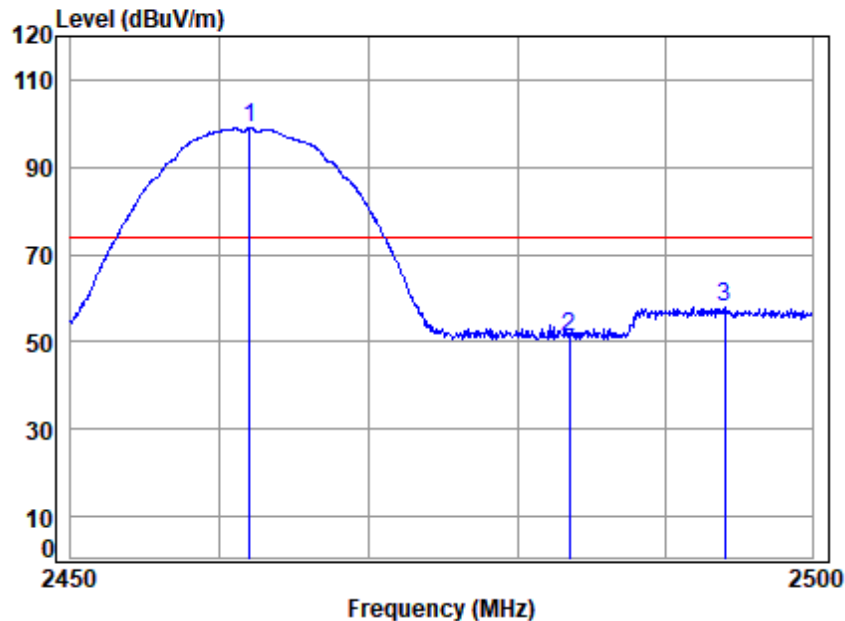


Site : chamber  
Condition: 3m HORIZONTAL  
Job No : 00028CR/00029CR  
Mode : 2462 Band edge  
Note : 2.4G WIFI 11B

		Cable	Ant	Preamp	Read	Limit	Over	
Freq		Loss	Factor	Factor	Level	Level	Line	Limit Remark
MHz		dB	dB/m	dB	dBuV	dBuV/m	dBuV/m	dB
1 *	2462.000	4.46	28.64	40.46	101.52	94.16	54.00	40.16 Average
2	2483.500	4.49	28.67	40.47	49.84	42.53	54.00	-11.47 Average
3	2497.324	4.52	28.70	40.47	53.54	46.29	54.00	-7.71 Peak



Test Mode: 01; Polarity: Vertical; Modulation:802.11b; Bandwidth:20MHz; Channel:High



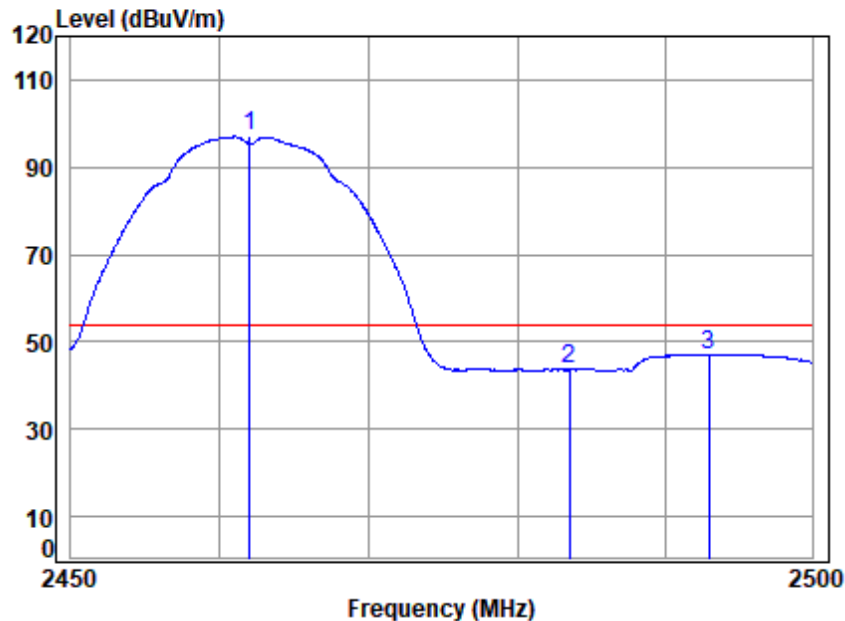
Site : chamber  
Condition: 3m VERTICAL  
Job No : 00028CR/00029CR  
Mode : 2462 Band edge  
Note : 2.4G WIFI 11B

	Cable	Ant	Preamp	Read		Limit	Over	
Freq	Loss	Factor	Factor	Level	Level	Line	Limit	Remark
MHz	dB	dB/m	dB	dBuV	dBuV/m	dBuV/m	dB	
1 * 2462.000	4.46	28.64	40.46	106.32	98.96	74.00	24.96	Peak
2 2483.500	4.49	28.67	40.47	58.51	51.20	74.00	-22.80	Peak
3 2494.047	4.51	28.69	40.47	65.34	58.07	74.00	-15.93	Peak





Test Mode: 01; Polarity: Vertical; Modulation:802.11b; Bandwidth:20MHz; Channel:High

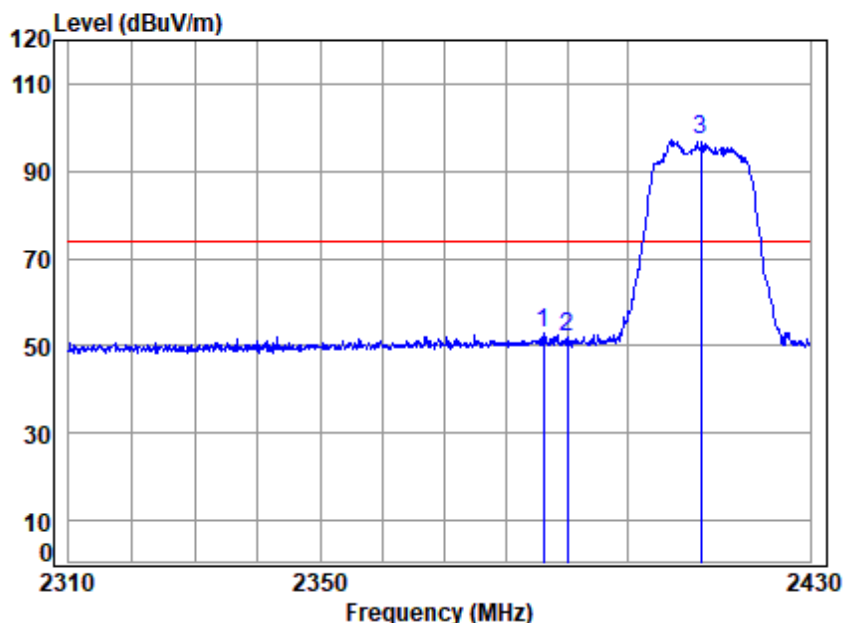


Site : chamber  
Condition: 3m VERTICAL  
Job No : 00028CR/00029CR  
Mode : 2462 Band edge  
Note : 2.4G WIFI 11B

		Cable	Ant	Preamp	Read	Limit	Over	
Freq		Loss	Factor	Factor	Level	Level	Line	Limit Remark
MHz		dB	dB/m	dB	dBuV	dBuV/m	dBuV/m	dB
1 *	2462.000	4.46	28.64	40.46	104.35	96.99	54.00	42.99 Average
2	2483.500	4.49	28.67	40.47	50.92	43.61	54.00	-10.39 Average
3	2492.990	4.51	28.69	40.47	54.44	47.17	54.00	-6.83 Average



Test Mode: 01; Polarity: Horizontal; Modulation:802.11g; Bandwidth:20MHz; Channel:Low

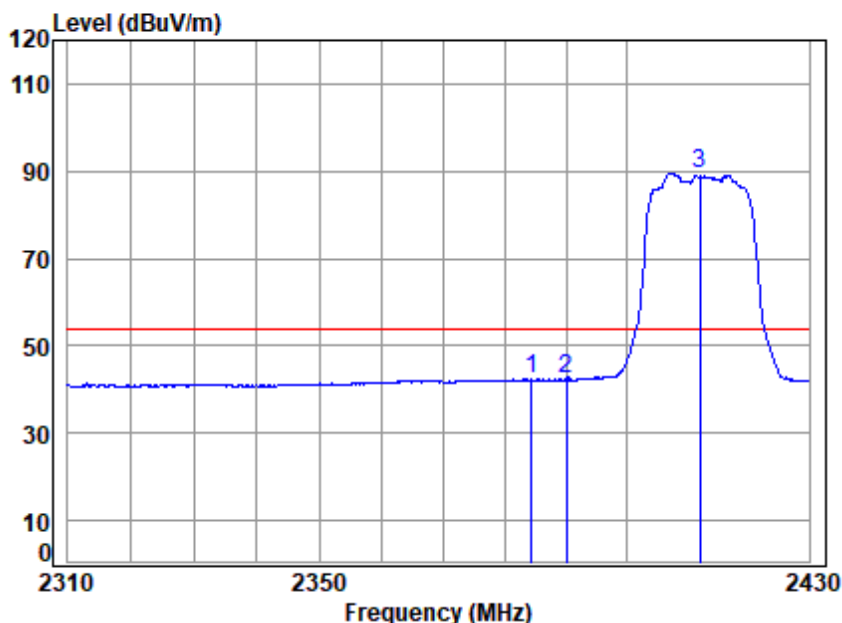


Site : chamber  
Condition: 3m HORIZONTAL  
Job No : 00028CR/00029CR  
Mode : 2412 Band edge  
Note : 2.4G WIFI 11G

		Cable	Ant	Preamp	Read	Limit	Over	
Freq		Loss	Factor	Factor	Level	Level	Line	Limit Remark
MHz		dB	dB/m	dB	dBuV	dBuV/m	dBuV/m	dB
1	2386.098	4.34	28.51	40.42	60.54	52.97	74.00	-21.03 peak
2	2390.000	4.34	28.52	40.42	59.59	52.03	74.00	-21.97 peak
3 *	2412.000	4.38	28.56	40.43	104.50	97.01	74.00	23.01 peak



Test Mode: 01; Polarity: Horizontal; Modulation:802.11g; Bandwidth:20MHz; Channel:Low

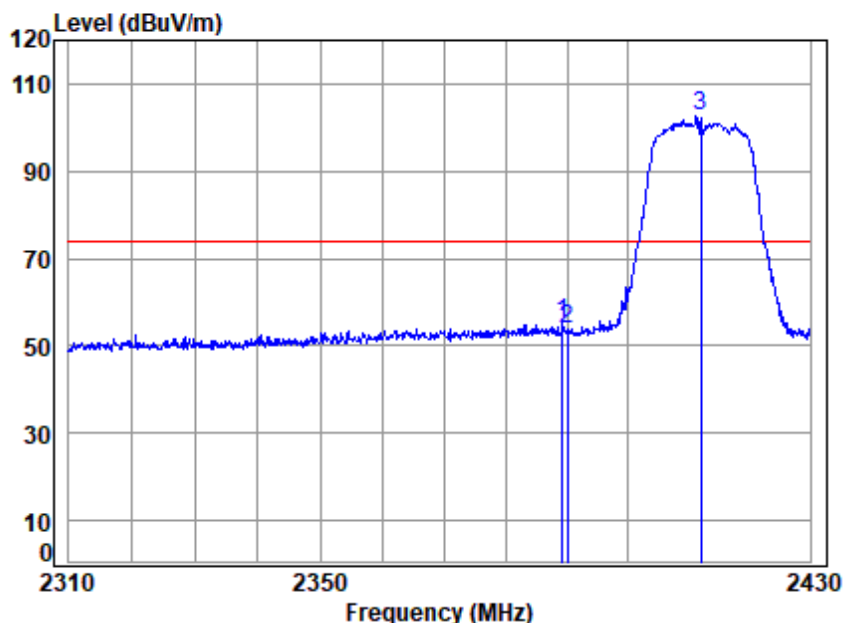


Site : chamber  
Condition: 3m HORIZONTAL  
Job No : 00028CR/00029CR  
Mode : 2412 Band edge  
Note : 2.4G WIFI 11G

		Cable	Ant	Preamp	Read		Limit	Over	
	Freq	Loss	Factor	Factor	Level	Level	Line	Limit	Remark
	MHz	dB	dB/m	dB	dBuV	dBuV/m	dBuV/m	dB	
1	2384.286	4.34	28.51	40.42	49.85	42.28	54.00	-11.72	Average
2	2390.000	4.34	28.52	40.42	49.82	42.26	54.00	-11.74	Average
3 *	2412.000	4.38	28.56	40.43	97.01	89.52	54.00	35.52	Average



Test Mode: 01; Polarity: Vertical; Modulation:802.11g; Bandwidth:20MHz; Channel:Low



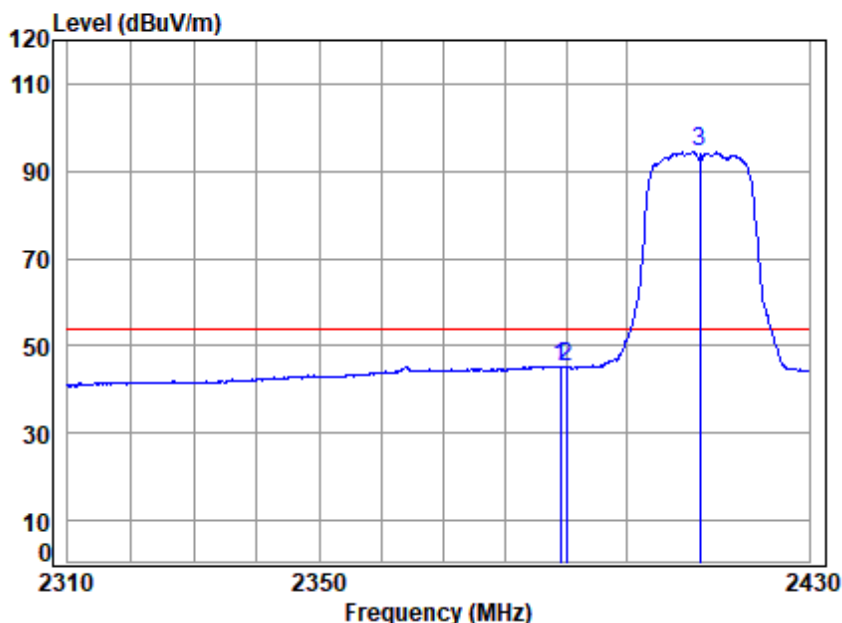
Site : chamber  
Condition: 3m VERTICAL  
Job No : 00028CR/00029CR  
Mode : 2412 Band edge  
Note : 2.4G WIFI 11G

		Cable	Ant	Preamp	Read	Limit	Over	
	Freq	Loss	Factor	Factor	Level	Level	Line	Limit Remark
	MHz	dB	dB/m	dB	dBuV	dBuV/m	dBuV/m	dB
1	2389.242	4.34	28.52	40.42	62.99	55.43	74.00	-18.57 Peak
2	2390.000	4.34	28.52	40.42	61.52	53.96	74.00	-20.04 Peak
3 *	2412.000	4.38	28.56	40.43	110.00	102.51	74.00	28.51 Peak





Test Mode: 01; Polarity: Vertical; Modulation:802.11g; Bandwidth:20MHz; Channel:Low

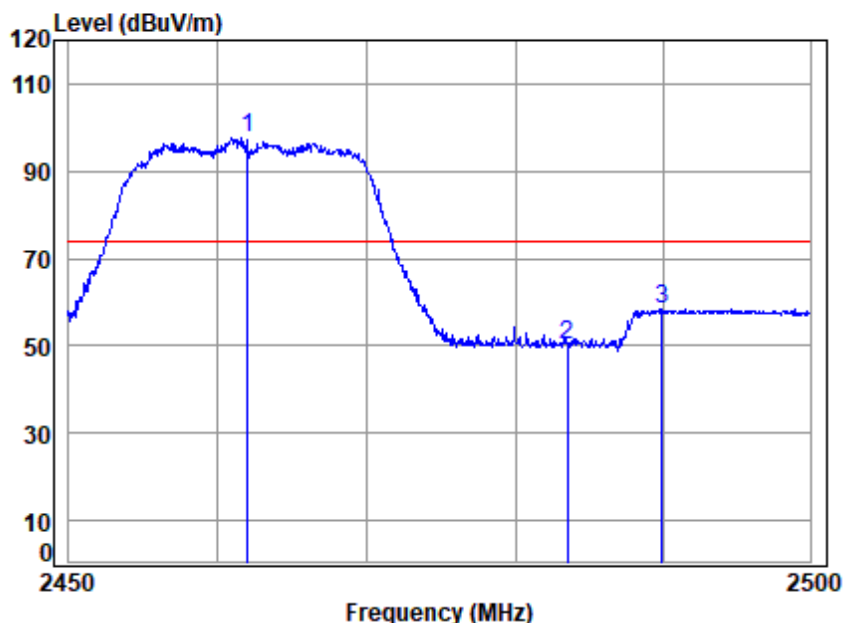


Site : chamber  
Condition: 3m VERTICAL  
Job No : 00028CR/00029CR  
Mode : 2412 Band edge  
Note : 2.4G WIFI 11G

		Cable	Ant	Preamp	Read	Limit	Over	
Freq	Loss	Factor	Factor	Level	Level	Line	Limit	Remark
MHz	dB	dB/m	dB	dBuV	dBuV/m	dBuV/m	dB	
1	2389.000	4.34	28.52	40.42	52.90	45.34	54.00	-8.66 Average
2	2390.000	4.34	28.52	40.42	52.84	45.28	54.00	-8.72 Average
3 *	2412.000	4.38	28.56	40.43	101.76	94.27	54.00	40.27 Average



Test Mode: 01; Polarity: Horizontal; Modulation:802.11g; Bandwidth:20MHz; Channel:High

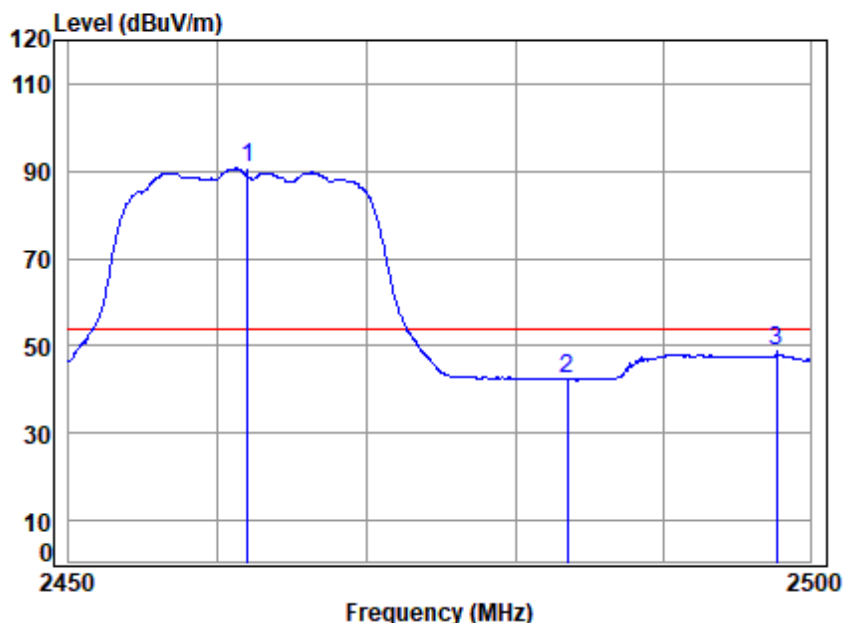


Site : chamber  
Condition: 3m HORIZONTAL  
Job No : 00028CR/00029CR  
Mode : 2462 Band edge  
Note : 2.4G WIFI 11G

		Cable	Ant	Preamp	Read		Limit	Over	
	Freq	Loss	Factor	Factor	Level	Level	Line	Limit	Remark
	MHz	dB	dB/m	dB	dBuV	dBuV/m	dBuV/m	dB	
1 *	2462.000	4.46	28.64	40.46	105.11	97.75	74.00	23.75	peak
2	2483.500	4.49	28.67	40.47	57.59	50.28	74.00	-23.72	peak
3	2489.919	4.50	28.68	40.47	65.78	58.49	74.00	-15.51	Peak



Test Mode: 01; Polarity: Horizontal; Modulation:802.11g; Bandwidth:20MHz; Channel:High

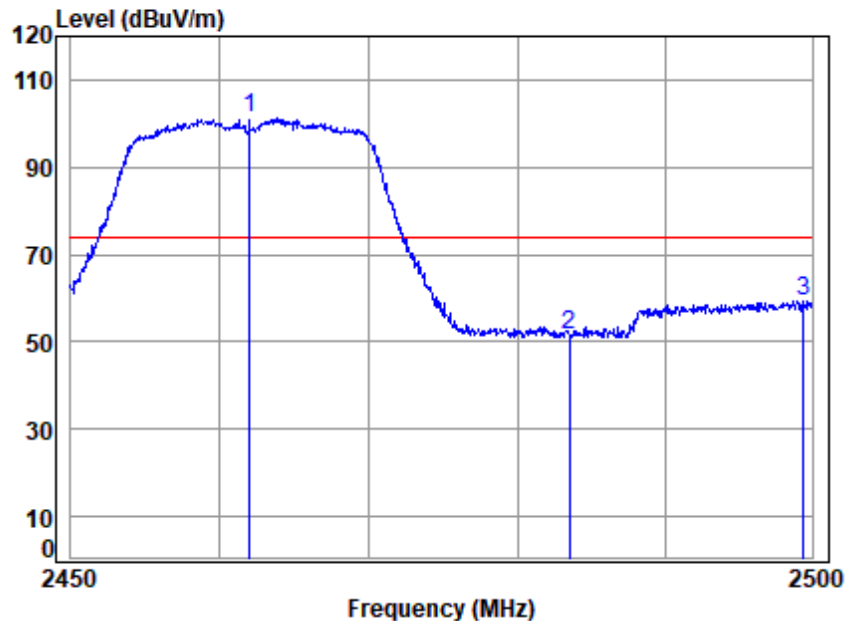


Site : chamber  
Condition: 3m HORIZONTAL  
Job No : 00028CR/00029CR  
Mode : 2462 Band edge  
Note : 2.4G WIFI 11G

		Cable	Ant	Preamp	Read	Limit	Over	
Freq		Loss	Factor	Factor	Level	Level	Line	Limit Remark
MHz		dB	dB/m	dB	dBuV	dBuV/m	dBuV/m	dB
1 *	2462.000	4.46	28.64	40.46	97.95	90.59	54.00	36.59 Average
2	2483.500	4.49	28.67	40.47	49.61	42.30	54.00	-11.70 Average
3	2497.728	4.52	28.70	40.47	55.98	48.73	54.00	-5.27 Peak



Test Mode: 01; Polarity: Vertical; Modulation:802.11g; Bandwidth:20MHz; Channel:High

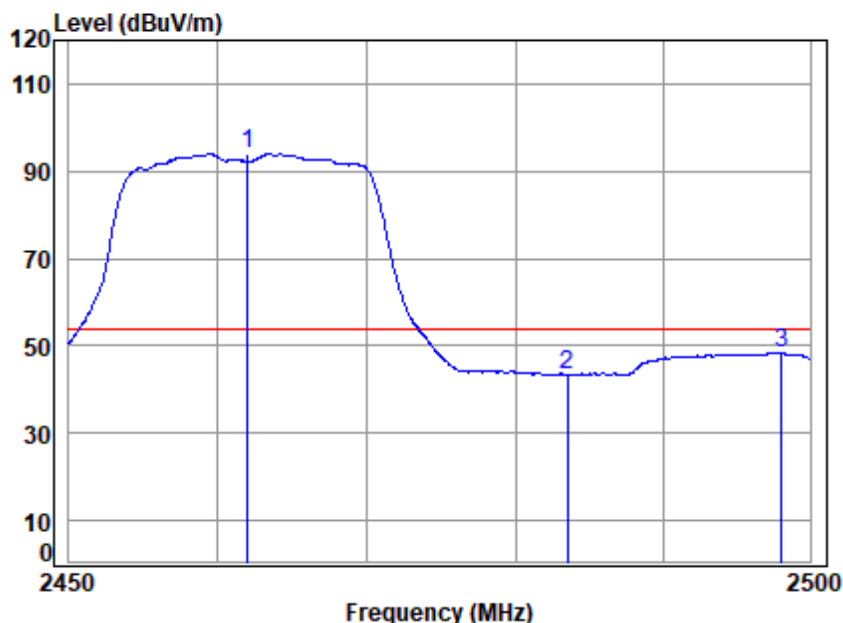


Site : chamber  
Condition: 3m VERTICAL  
Job No : 00028CR/00029CR  
Mode : 2462 Band edge  
Note : 2.4G WIFI 11G

		Cable	Ant	Preamp	Read	Limit	Over	
Freq		Loss	Factor	Factor	Level	Level	Line	Limit Remark
MHz		dB	dB/m	dB	dBuV	dBuV/m	dBuV/m	dB
1 *	2462.000	4.46	28.64	40.46	108.80	101.44	74.00	27.44 Peak
2	2483.500	4.49	28.67	40.47	58.92	51.61	74.00	-22.39 Peak
3	2499.394	4.52	28.70	40.47	66.79	59.54	74.00	-14.46 Peak



Test Mode: 01; Polarity: Vertical; Modulation:802.11g; Bandwidth:20MHz; Channel:High



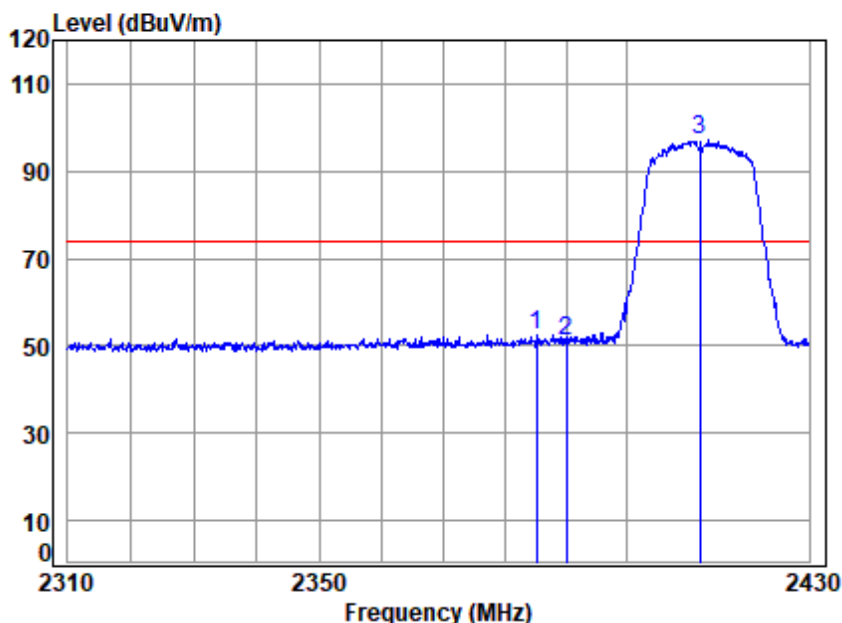
Site : chamber  
Condition: 3m VERTICAL  
Job No : 00028CR/00029CR  
Mode : 2462 Band edge  
Note : 2.4G WIFI 11G

		Cable	Ant	Preamp	Read	Limit	Over	
Freq		Loss	Factor	Factor	Level	Level	Line	Limit Remark
MHz		dB	dB/m	dB	dBuV	dBuV/m	dBuV/m	dB
1 *	2462.000	4.46	28.64	40.46	101.33	93.97	54.00	39.97 Average
2	2483.500	4.49	28.67	40.47	50.79	43.48	54.00	-10.52 Average
3	2498.031	4.52	28.70	40.47	55.61	48.36	54.00	-5.64 Average





Test Mode: 01; Polarity: Horizontal; Modulation:802.11n; Bandwidth:20MHz; Channel:Low

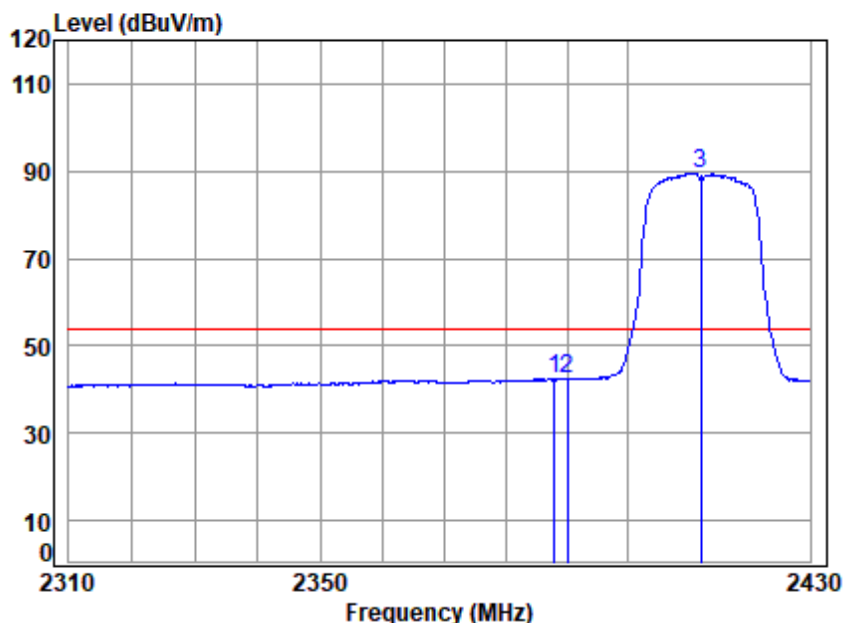


Site : chamber  
Condition: 3m HORIZONTAL  
Job No : 00028CR/00029CR  
Mode : 2412 Band edge  
Note : 2.4G WIFI 11N20

		Cable	Ant	Preamp	Read	Limit	Over	
Freq		Loss	Factor	Factor	Level	Line	Limit	Remark
MHz		dB	dB/m	dB	dBuV	dBuV/m	dBuV/m	dB
1	2385.132	4.34	28.51	40.42	60.11	52.54	74.00	-21.46 peak
2	2390.000	4.34	28.52	40.42	58.58	51.02	74.00	-22.98 peak
3 *	2412.000	4.38	28.56	40.43	104.75	97.26	74.00	23.26 peak



Test Mode: 01; Polarity: Horizontal; Modulation:802.11n; Bandwidth:20MHz; Channel:Low

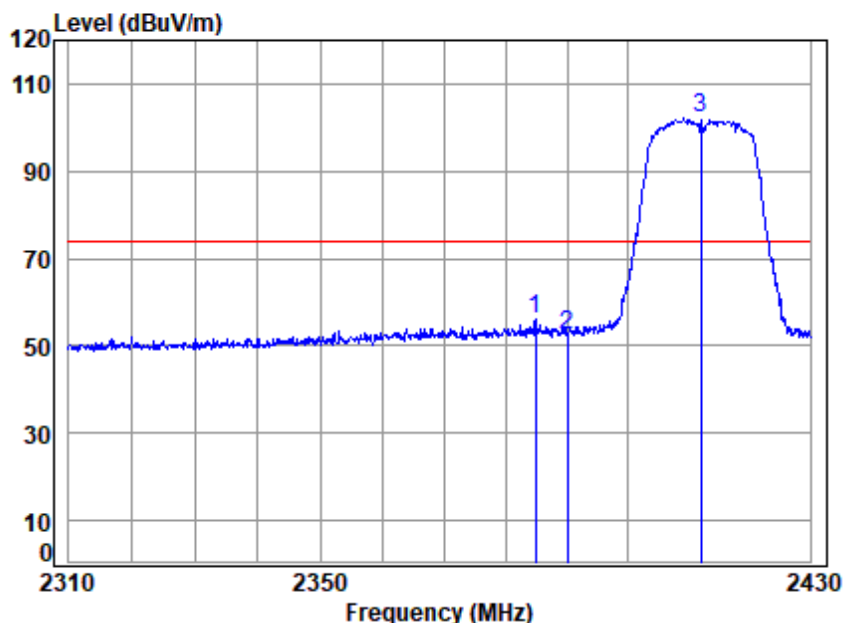


Site : chamber  
Condition: 3m HORIZONTAL  
Job No : 00028CR/00029CR  
Mode : 2412 Band edge  
Note : 2.4G WIFI 11N20

		Cable	Ant	Preamp	Read	Limit	Over	
Freq		Loss	Factor	Factor	Level	Line	Limit	Remark
MHz		dB	dB/m	dB	dBuV	dBuV/m	dB	
1	2387.912	4.34	28.51	40.42	50.00	42.43	54.00	-11.57 Average
2	2390.000	4.34	28.52	40.42	49.95	42.39	54.00	-11.61 Average
3 *	2412.000	4.38	28.56	40.43	96.98	89.49	54.00	35.49 Average



Test Mode: 01; Polarity: Vertical; Modulation:802.11n; Bandwidth:20MHz; Channel:Low

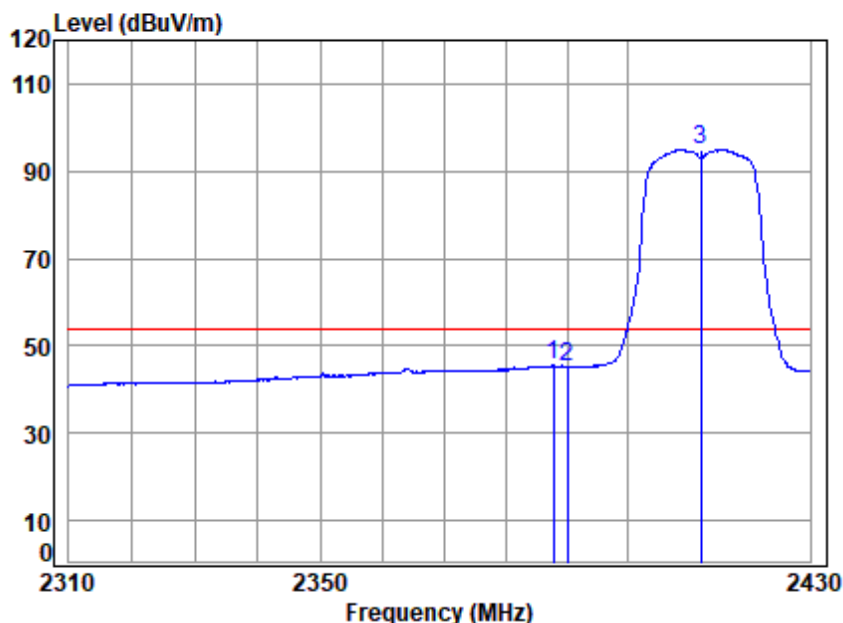


Site : chamber  
Condition: 3m VERTICAL  
Job No : 00028CR/00029CR  
Mode : 2412 Band edge  
Note : 2.4G WIFI 11N20

		Cable	Ant	Preamp	Read	Limit	Over	
Freq		Loss	Factor	Factor	Level	Line	Limit	Remark
MHz		dB	dB/m	dB	dBuV	dBuV/m	dBuV/m	dB
1	2384.769	4.34	28.51	40.42	63.72	56.15	74.00	-17.85 Peak
2	2390.000	4.34	28.52	40.42	60.23	52.67	74.00	-21.33 Peak
3 *	2412.000	4.38	28.56	40.43	109.55	102.06	74.00	28.06 Peak



Test Mode: 01; Polarity: Vertical; Modulation:802.11n; Bandwidth:20MHz; Channel:Low

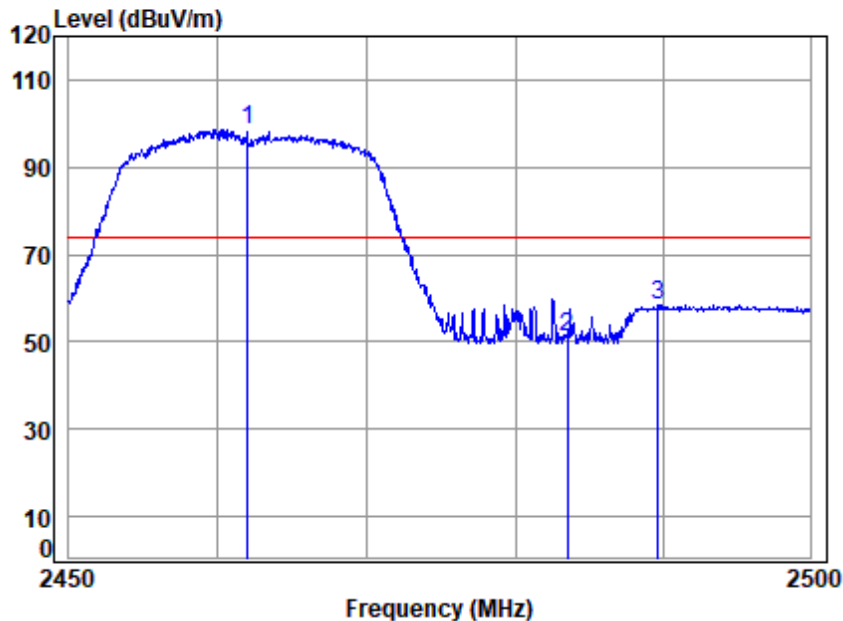


Site : chamber  
Condition: 3m VERTICAL  
Job No : 00028CR/00029CR  
Mode : 2412 Band edge  
Note : 2.4G WIFI 11N20

		Cable	Ant	Preamp	Read	Limit	Over	
	Freq	Loss	Factor	Factor	Level	Line	Limit	Remark
	MHz	dB	dB/m	dB	dBuV	dBuV/m	dB	
1	2387.791	4.34	28.51	40.42	53.22	45.65	54.00	-8.35 Average
2	2390.000	4.34	28.52	40.42	52.79	45.23	54.00	-8.77 Average
3 *	2412.000	4.38	28.56	40.43	102.42	94.93	54.00	40.93 Average



Test Mode: 01; Polarity: Horizontal; Modulation:802.11n; Bandwidth:20MHz; Channel:High



Site : chamber  
Condition: 3m HORIZONTAL  
Job No : 00028CR/00029CR  
Mode : 2462 Band edge  
Note : 2.4G WIFI 11N20

		Cable	Ant	Preamp	Read		Limit	Over	
	Freq	Loss	Factor	Factor	Level	Level	Line	Limit	Remark
	MHz	dB	dB/m	dB	dBuV	dBuV/m	dBuV/m	dB	
1 *	2462.000	4.46	28.64	40.46	105.89	98.53	74.00	24.53	peak
2	2483.500	4.49	28.67	40.47	58.42	51.11	74.00	-22.89	peak
3	2489.667	4.50	28.68	40.47	65.62	58.33	74.00	-15.67	Peak



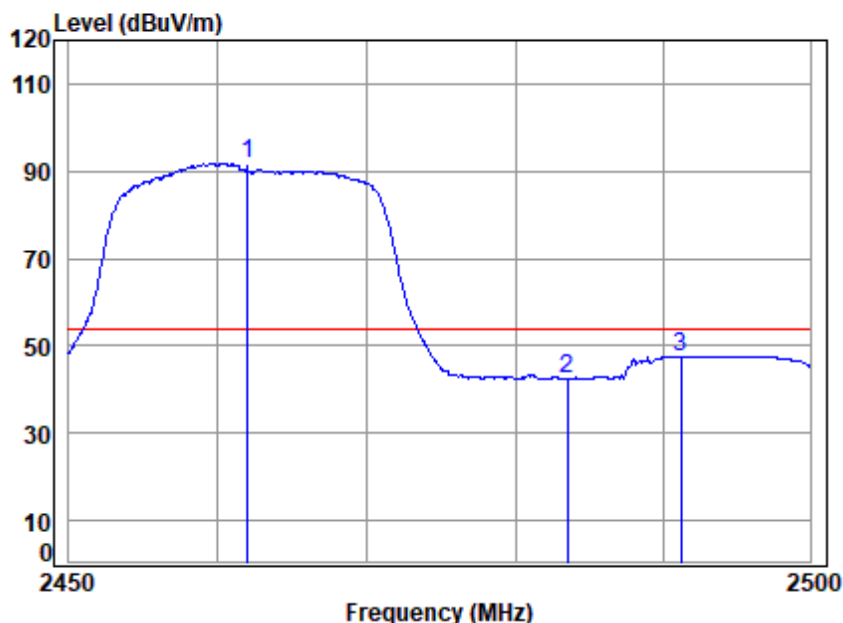
Unless otherwise agreed in writing, this document is issued by the Company subject to its General Conditions of Service printed overleaf, available on request or accessible at <http://www.sgs.com/en/Terms-and-Conditions.aspx> and, for electronic format documents, subject to Terms and Conditions for Electronic Documents at <http://www.sgs.com/en/Terms-and-Conditions/Terms-e-Documents.aspx>. Attention is drawn to the limitation of liability, indemnification and jurisdiction issues defined therein. Any holder of this document is advised that information contained hereon reflects the Company's findings at the time of its intervention only and within the limits of Client's instructions, if any. The Company's sole responsibility is to its Client and this document does not exonerate parties to a transaction from exercising all their rights and obligations under the transaction documents. This document cannot be reproduced except in full, without prior written approval of the Company. Any unauthorized alteration, forgery or falsification of the content or appearance of this document is unlawful and offenders may be prosecuted to the fullest extent of the law. Unless otherwise stated the results shown in this test report refer only to the sample(s) tested and such sample(s) are retained for 30 days only.  
Attention: To check the authenticity of testing / inspection report and certificate, please contact us at telephone: (86-755) 8307 1443, or email: [CN.Doccheck@sgs.com](mailto:CN.Doccheck@sgs.com)

SGS-CSTC Standards Technical Services Co., Ltd.  
Shenzhen Branch

No.1 Workshop, M-10, Middle Section, Science & Technology Park, Shenzhen, China 518057 t (86-755) 26012053 f (86-755) 26710594 www.sgs.com.cn  
中国·深圳·科技园中区M-10栋一号厂房 邮编: 518057 t (86-755) 26012053 f (86-755) 26710594 sgs.china@sgs.com



Test Mode: 01; Polarity: Horizontal; Modulation:802.11n; Bandwidth:20MHz; Channel:High

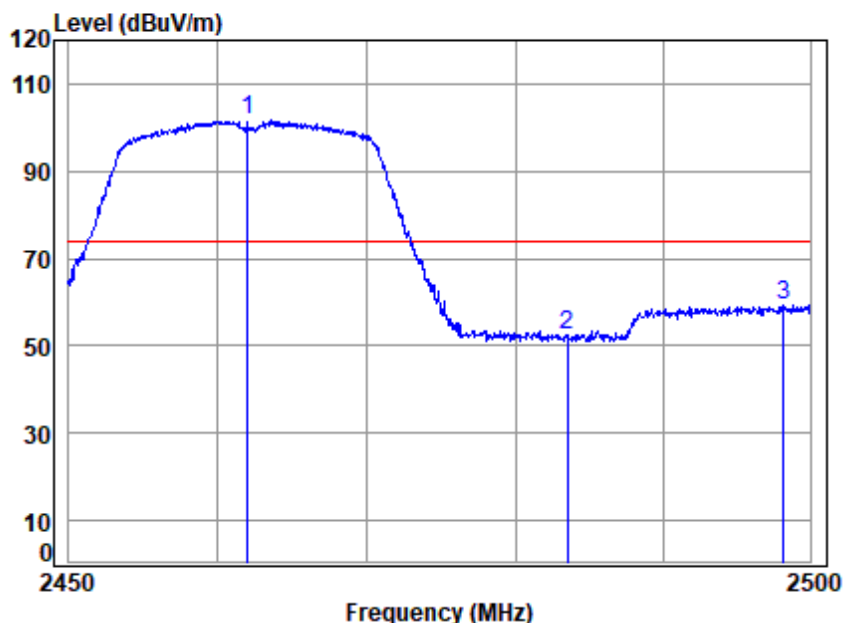


Site : chamber  
Condition: 3m HORIZONTAL  
Job No : 00028CR/00029CR  
Mode : 2462 Band edge  
Note : 2.4G WIFI 11N20

		Cable	Ant	Preamp	Read	Limit	Over	
Freq		Loss	Factor	Factor	Level	Level	Line	Limit Remark
MHz		dB	dB/m	dB	dBuV	dBuV/m	dBuV/m	dB
1 *	2462.000	4.46	28.64	40.46	99.18	91.82	54.00	37.82 Average
2	2483.500	4.49	28.67	40.47	49.84	42.53	54.00	-11.47 Average
3	2491.227	4.51	28.69	40.47	54.84	47.57	54.00	-6.43 Peak



Test Mode: 01; Polarity: Vertical; Modulation:802.11n; Bandwidth:20MHz; Channel:High

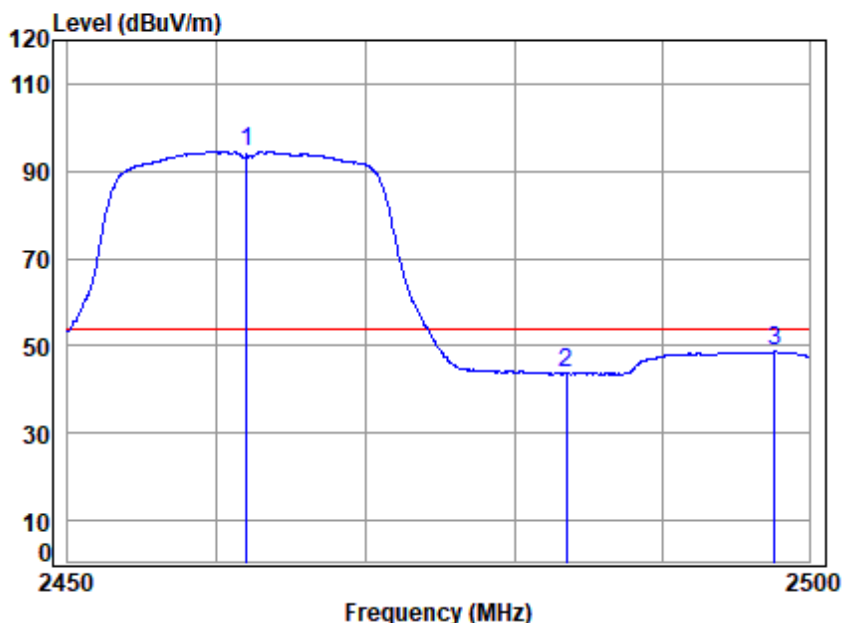


Site : chamber  
Condition: 3m VERTICAL  
Job No : 00028CR/00029CR  
Mode : 2462 Band edge  
Note : 2.4G WIFI 11N20

	Cable	Ant	Preamp	Read		Limit	Over	
Freq	Loss	Factor	Factor	Level	Level	Line	Limit	Remark
MHz	dB	dB/m	dB	dBuV	dBuV/m	dBuV/m	dB	
1 * 2462.000	4.46	28.64	40.46	108.91	101.55	74.00	27.55	Peak
2 2483.500	4.49	28.67	40.47	59.70	52.39	74.00	-21.61	Peak
3 2498.182	4.52	28.70	40.47	66.64	59.39	74.00	-14.61	Peak



Test Mode: 01; Polarity: Vertical; Modulation:802.11n; Bandwidth:20MHz; Channel:High

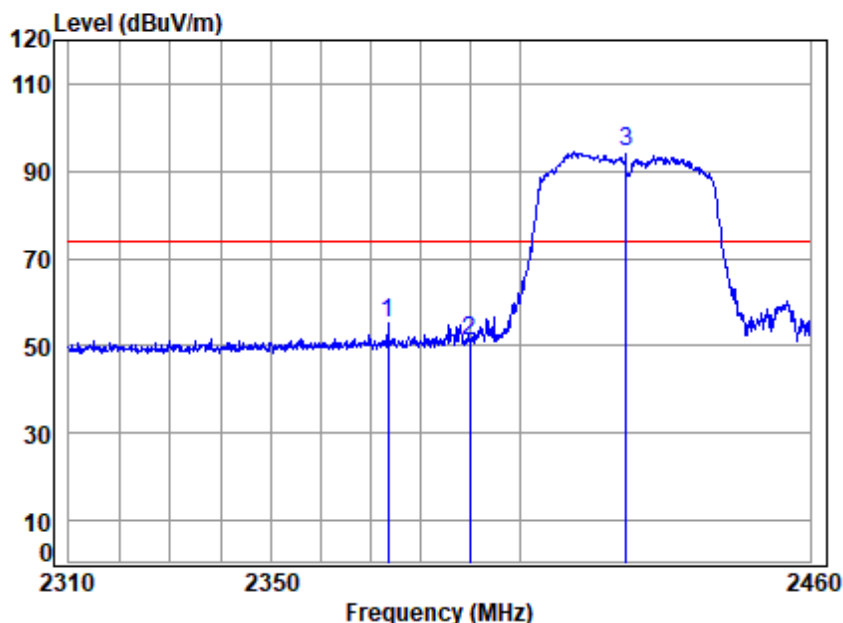


Site : chamber  
Condition: 3m VERTICAL  
Job No : 00028CR/00029CR  
Mode : 2462 Band edge  
Note : 2.4G WIFI 11N20

		Cable	Ant	Preamp	Read	Limit	Over	
Freq		Loss	Factor	Factor	Level	Level	Line	Limit Remark
MHz		dB	dB/m	dB	dBuV	dBuV/m	dBuV/m	dB
1 *	2462.000	4.46	28.64	40.46	101.81	94.45	54.00	40.45 Average
2	2483.500	4.49	28.67	40.47	51.09	43.78	54.00	-10.22 Average
3	2497.678	4.52	28.70	40.47	55.89	48.64	54.00	-5.36 Average



Test Mode: 01; Polarity: Horizontal; Modulation:802.11n; Bandwidth:40MHz; Channel:Low

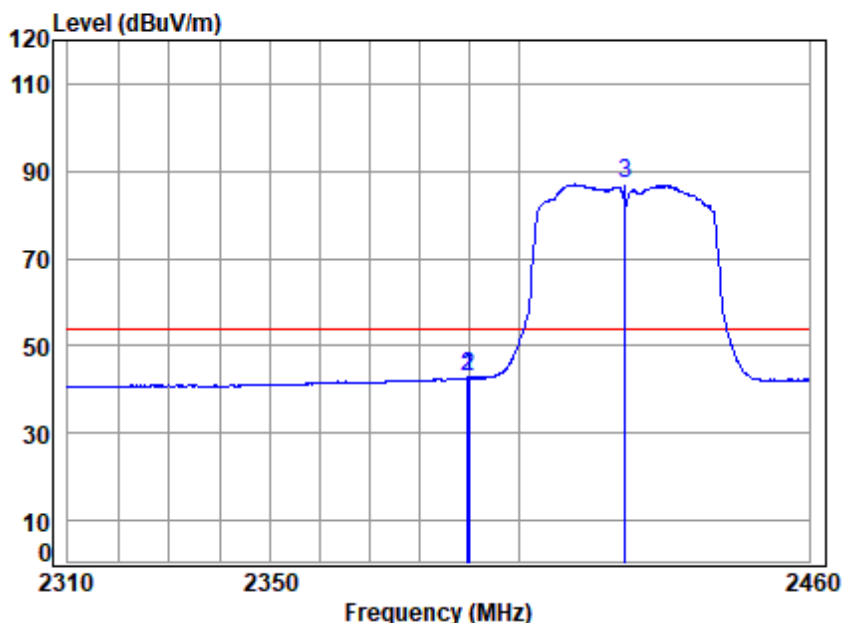


Site : chamber  
Condition: 3m HORIZONTAL  
Job No : 00028CR/00029CR  
Mode : 2422 Band edge  
Note : 2.4G WIFI 11N40

		Cable	Ant	Preamp	Read	Limit	Over	
Freq		Loss	Factor	Factor	Level	Level	Line	Limit Remark
MHz		dB	dB/m	dB	dBuV	dBuV/m	dBuV/m	dB
1	2373.495	4.32	28.49	40.41	62.74	55.14	74.00	-18.86 peak
2	2390.000	4.34	28.52	40.42	58.52	50.96	74.00	-23.04 peak
3 *	2422.000	4.40	28.57	40.44	101.83	94.36	74.00	20.36 peak



Test Mode: 01; Polarity: Horizontal; Modulation:802.11n; Bandwidth:40MHz; Channel:Low



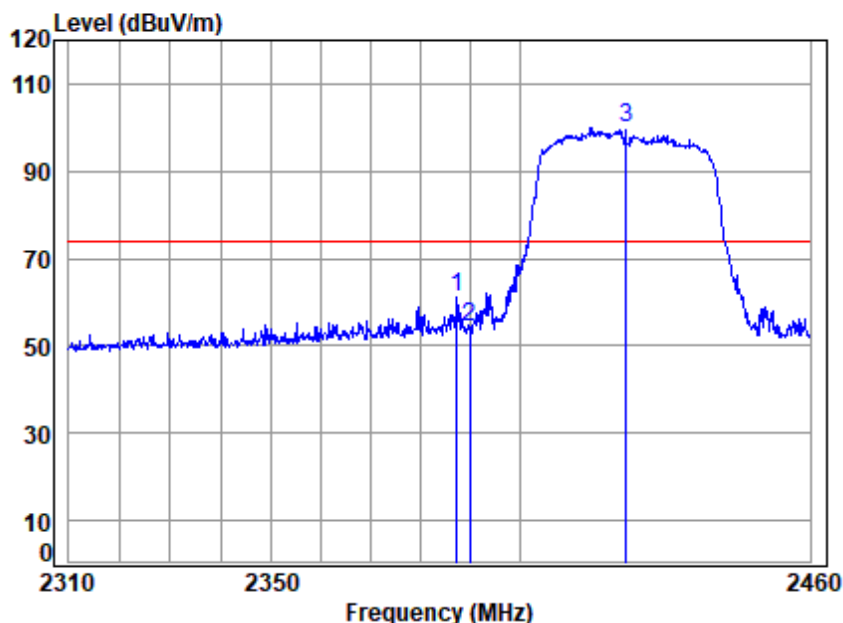
Site : chamber  
Condition: 3m HORIZONTAL  
Job No : 00028CR/00029CR  
Mode : 2422 Band edge  
Note : 2.4G WIFI 11N40

		Cable	Ant	Preamp	Read	Limit	Over	
Freq		Loss	Factor	Factor	Level	Level	Line	Limit Remark
MHz		dB	dB/m	dB	dBuV	dBuV/m	dBuV/m	dB
1	2389.827	4.34	28.52	40.42	50.31	42.75	54.00	-11.25 Average
2	2390.000	4.34	28.52	40.42	50.42	42.86	54.00	-11.14 Average
3 *	2422.000	4.40	28.57	40.44	94.41	86.94	54.00	32.94 Average





Test Mode: 01; Polarity: Vertical; Modulation:802.11n; Bandwidth:40MHz; Channel:Low

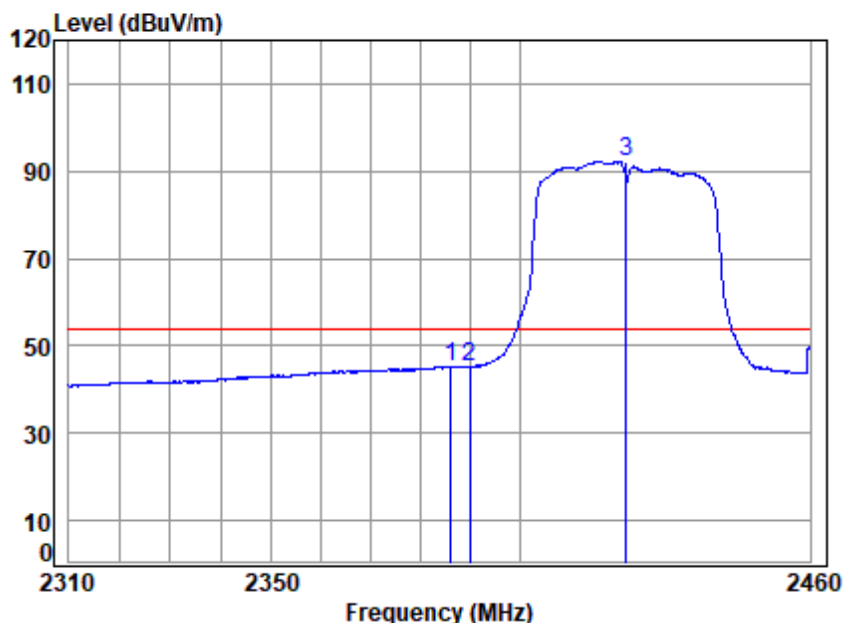


Site : chamber  
Condition: 3m VERTICAL  
Job No : 00028CR/00029CR  
Mode : 2422 Band edge  
Note : 2.4G WIFI 11N40

		Cable	Ant	Preamp	Read	Limit	Over	
	Freq	Loss	Factor	Factor	Level	Level	Line	Limit Remark
	MHz	dB	dB/m	dB	dBuV	dBuV/m	dBuV/m	dB
1	2387.423	4.34	28.51	40.42	68.84	61.27	74.00	-12.73 Peak
2	2390.000	4.34	28.52	40.42	61.71	54.15	74.00	-19.85 Peak
3 *	2422.000	4.40	28.57	40.44	107.29	99.82	74.00	25.82 Peak



Test Mode: 01; Polarity: Vertical; Modulation:802.11n; Bandwidth:40MHz; Channel:Low

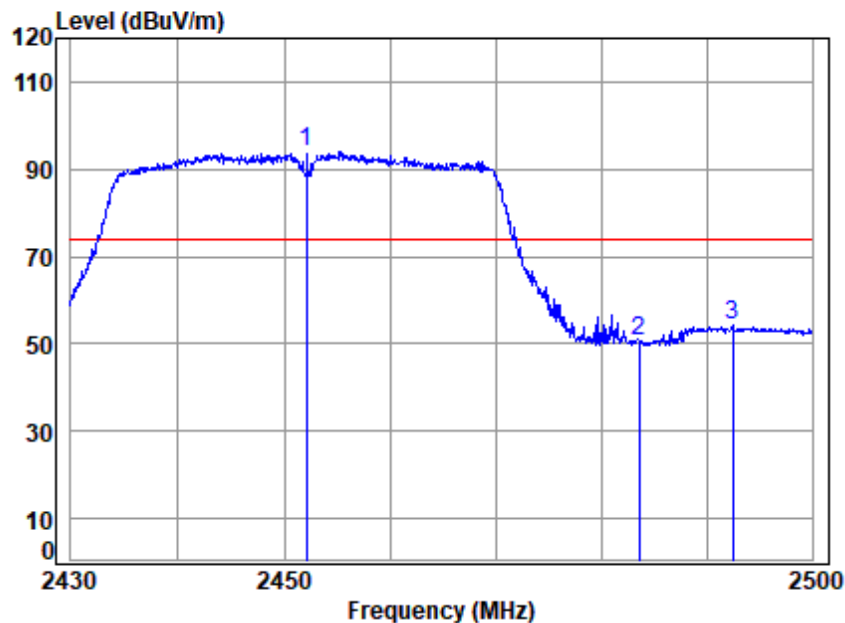


Site : chamber  
Condition: 3m VERTICAL  
Job No : 00028CR/00029CR  
Mode : 2422 Band edge  
Note : 2.4G WIFI 11N40

		Cable	Ant	Preamp	Read	Limit	Over	
Freq	Loss	Factor	Factor	Level	Level	Line	Limit	Remark
MHz	dB	dB/m	dB	dBuV	dBuV/m	dBuV/m	dB	
1	2386.221	4.34	28.51	40.42	52.95	45.38	54.00	-8.62 Average
2	2390.000	4.34	28.52	40.42	52.65	45.09	54.00	-8.91 Average
3 *	2422.000	4.40	28.57	40.44	99.78	92.31	54.00	38.31 Average



Test Mode: 01; Polarity: Horizontal; Modulation:802.11n; Bandwidth:40MHz; Channel:High

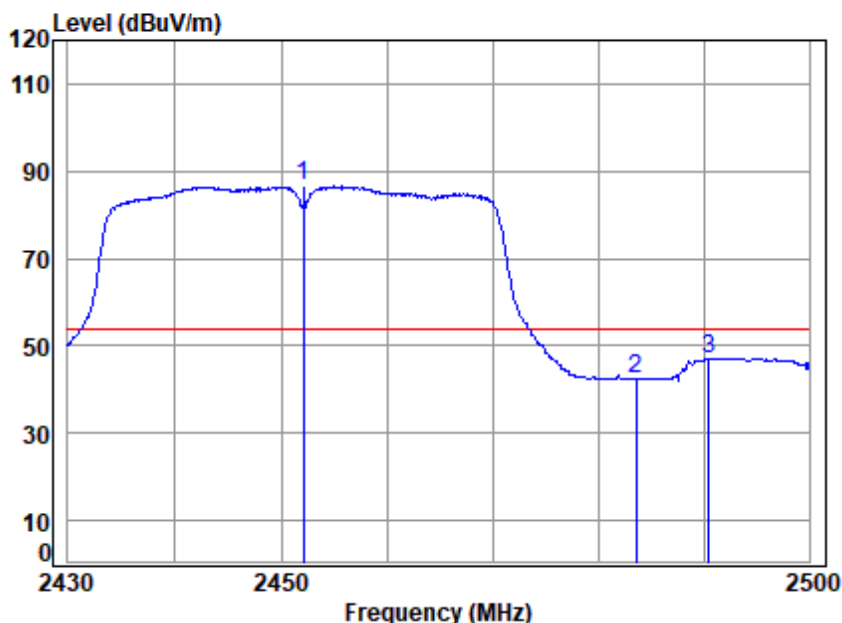


Site : chamber  
Condition: 3m HORIZONTAL  
Job No : 00028CR/00029CR  
Mode : 2452 Band edge  
Note : 2.4G WIFI 11N40

		Cable	Ant	Preamp	Read		Limit	Over	
	Freq	Loss	Factor	Factor	Level	Level	Line	Limit	Remark
	MHz	dB	dB/m	dB	dBuV	dBuV/m	dBuV/m	dB	
1 *	2452.000	4.44	28.62	40.45	101.48	94.09	74.00	20.09	peak
2	2483.500	4.49	28.67	40.47	58.17	50.86	74.00	-23.14	peak
3	2492.415	4.51	28.69	40.47	61.47	54.20	74.00	-19.80	Peak



Test Mode: 01; Polarity: Horizontal; Modulation:802.11n; Bandwidth:40MHz; Channel:High

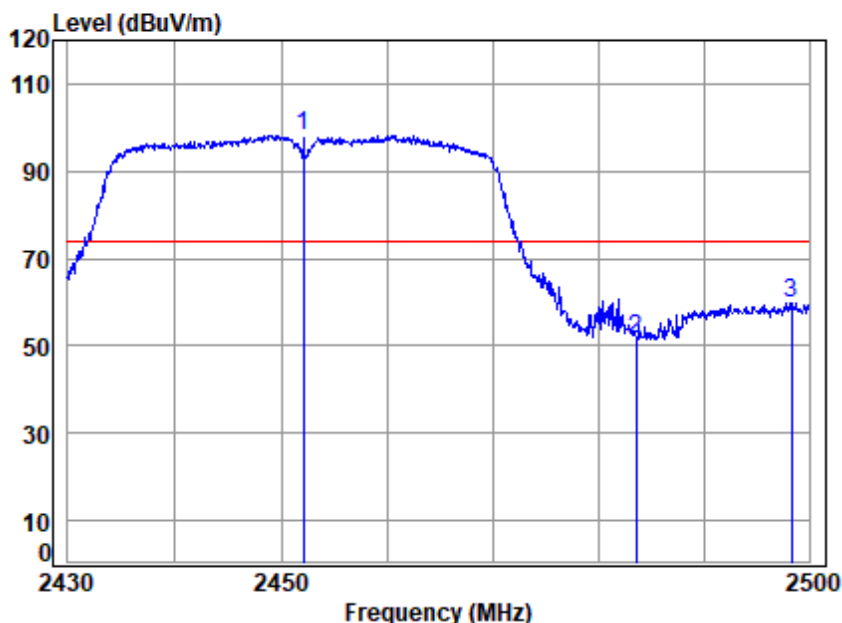


Site : chamber  
Condition: 3m HORIZONTAL  
Job No : 00028CR/00029CR  
Mode : 2452 Band edge  
Note : 2.4G WIFI 11N40

		Cable	Ant	Preamp	Read	Limit	Over	
Freq		Loss	Factor	Factor	Level	Line	Limit	Remark
MHz		dB	dB/m	dB	dBuV	dBuV/m	dB	
1 *	2452.000	4.44	28.62	40.45	93.88	86.49	54.00	32.49 Average
2	2483.500	4.49	28.67	40.47	49.56	42.25	54.00	-11.75 Average
3	2490.434	4.51	28.68	40.47	54.41	47.13	54.00	-6.87 Peak



Test Mode: 01; Polarity: Vertical; Modulation:802.11n; Bandwidth:40MHz; Channel:High



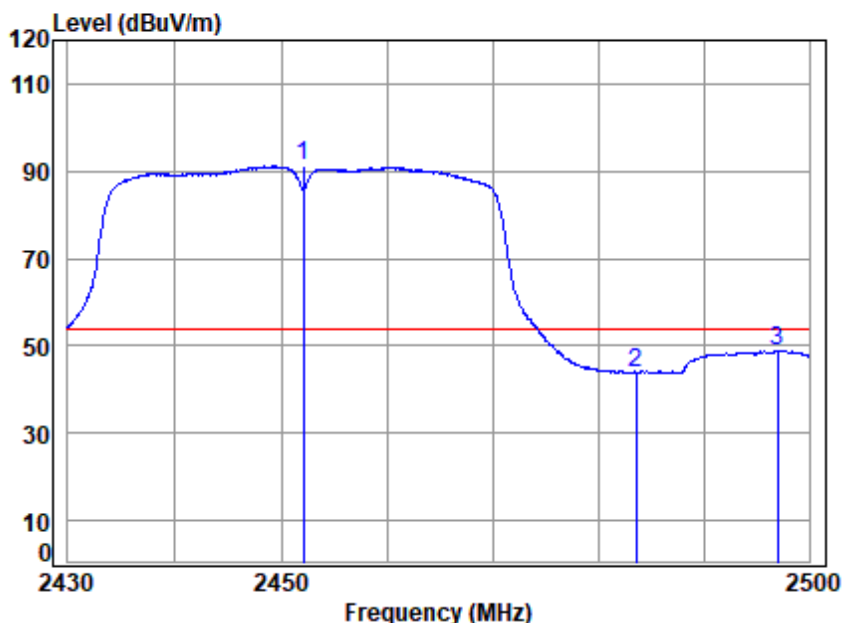
Site : chamber  
Condition: 3m VERTICAL  
Job No : 00028CR/00029CR  
Mode : 2452 Band edge  
Note : 2.4G WIFI 11N40

		Cable	Ant	Preamp	Read	Limit	Over	
Freq		Loss	Factor	Factor	Level	Level	Line	Limit Remark
MHz		dB	dB/m	dB	dBuV	dBuV/m	dBuV/m	dB
1 *	2452.000	4.44	28.62	40.45	105.66	98.27	74.00	24.27 Peak
2	2483.500	4.49	28.67	40.47	58.77	51.46	74.00	-22.54 Peak
3	2498.297	4.52	28.70	40.47	67.09	59.84	74.00	-14.16 Peak





Test Mode: 01; Polarity: Vertical; Modulation:802.11n; Bandwidth:40MHz; Channel:High



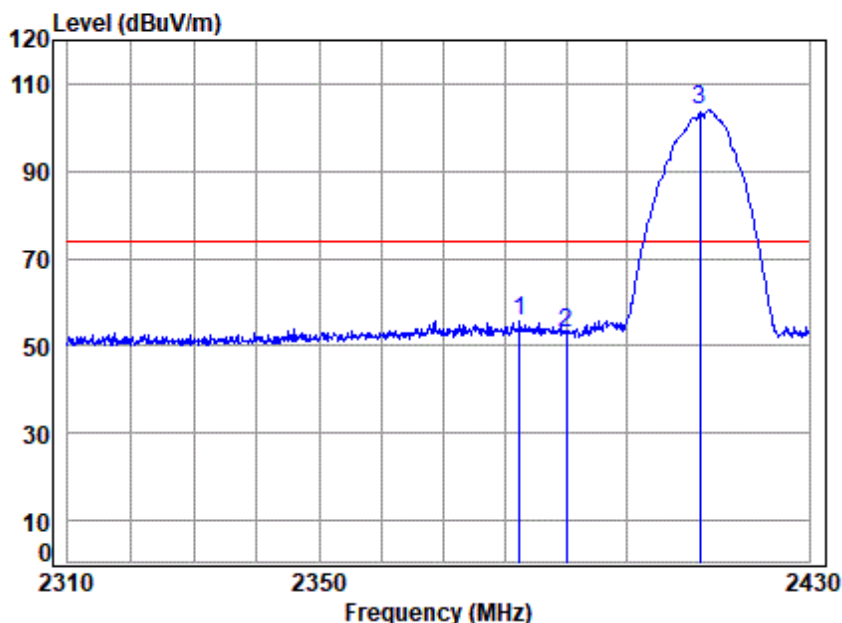
Site : chamber  
Condition: 3m VERTICAL  
Job No : 00028CR/00029CR  
Mode : 2452 Band edge  
Note : 2.4G WIFI 11N40

		Cable	Ant	Preamp	Read	Limit	Over	
Freq		Loss	Factor	Factor	Level	Level	Line	Limit Remark
MHz		dB	dB/m	dB	dBuV	dBuV/m	dBuV/m	dB
1 *	2452.000	4.44	28.62	40.45	98.44	91.05	54.00	37.05 Average
2	2483.500	4.49	28.67	40.47	51.00	43.69	54.00	-10.31 Average
3	2497.020	4.52	28.70	40.47	56.06	48.81	54.00	-5.19 Average



Test data for Dock WLAN(Station mode, SANAV Antenna)

Test Mode: 01; Polarity: Horizontal; Modulation:802.11b; Bandwidth:20MHz; Channel:Low

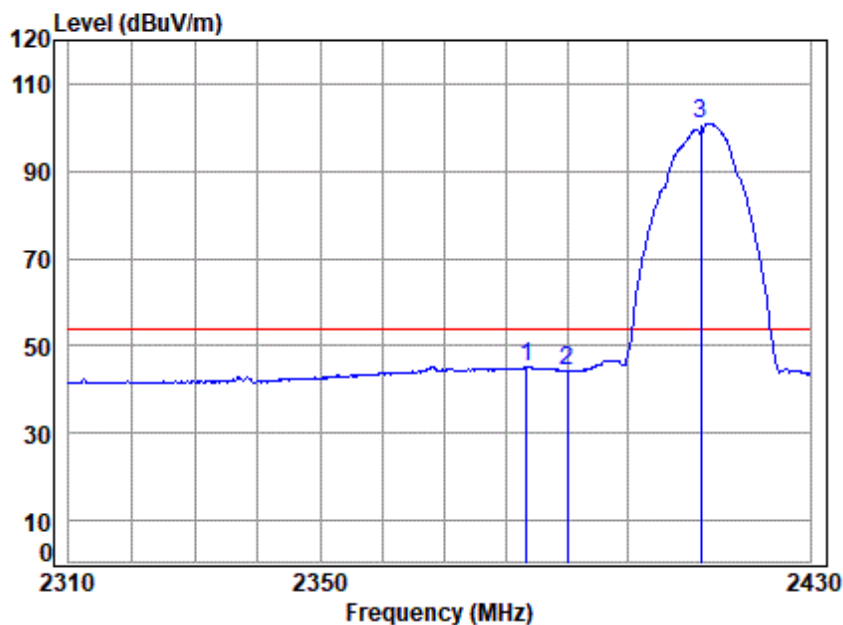


Site : chamber  
Condition: 3m HORIZONTAL  
Job No : 00028CR/00029CR  
Mode : 2412 Band edge  
Note : 2.4G WIFI 11B

	Freq	Cable Loss	Ant Factor	Preamplifier Factor	Read Level	Level	Limit Line	Over Limit	Remark
	MHz	dB	dB/m	dB	dBuV	dBuV/m	dBuV/m	dB	
1	2382.355	4.33	28.51	40.42	63.30	55.72	74.00	-18.28	peak
2	2390.000	4.34	28.52	40.42	60.30	52.74	74.00	-21.26	peak
3 *	2412.000	4.38	28.56	40.43	111.40	103.91	74.00	29.91	peak



Test Mode: 01; Polarity: Horizontal; Modulation:802.11b; Bandwidth:20MHz; Channel:Low

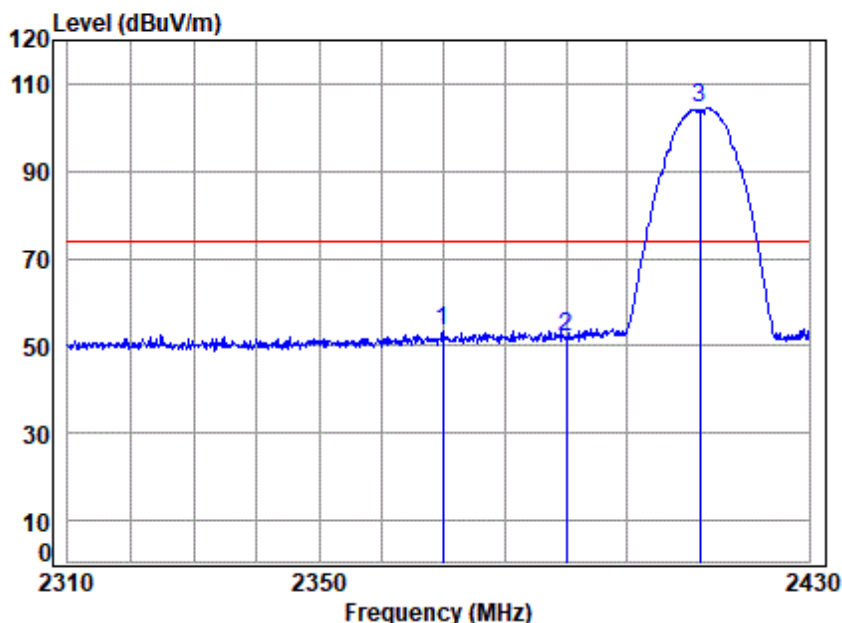


Site : chamber  
Condition: 3m HORIZONTAL  
Job No : 00028CR/00029CR  
Mode : 2412 Band edge  
Note : 2.4G WIFI 11B

	Freq	Cable Loss	Ant Factor	Preamp Factor	Read Level	Level	Limit Line	Over Limit	Remark
	MHz	dB	dB/m	dB	dBuV	dBuV/m	dBuV/m	dB	
1	2383.321	4.33	28.51	40.42	52.76	45.18	54.00	-8.82	Average
2	2390.000	4.34	28.52	40.42	51.72	44.16	54.00	-9.84	Average
3 *	2412.000	4.38	28.56	40.43	108.40	100.91	54.00	46.91	Average



Test Mode: 01; Polarity: Vertical; Modulation:802.11b; Bandwidth:20MHz; Channel:Low



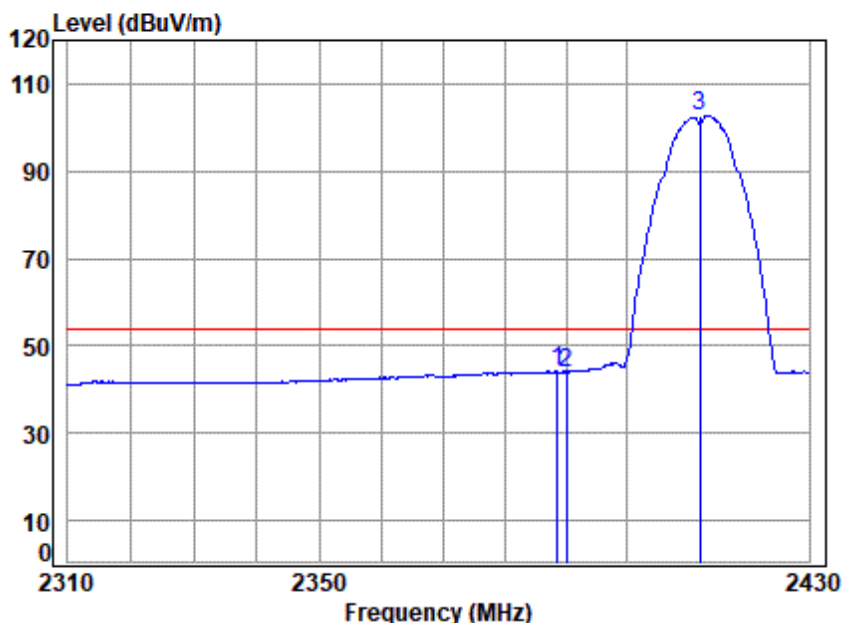
Site : chamber  
Condition: 3m VERTICAL  
Job No : 00028CR/00029CR  
Mode : 2412 Band edge  
Note : 2.4G WIFI 11B

	Freq	Cable Loss	Ant Factor	Preamp Factor	Read Level	Level	Limit Line	Over Limit	Remark
	MHz	dB	dB/m	dB	dBuV	dBuV/m	dBuV/m	dB	
1	2369.960	4.31	28.48	40.41	61.18	53.56	74.00	-20.44	Peak
2	2390.000	4.34	28.52	40.42	59.52	51.96	74.00	-22.04	Peak
3 *	2412.000	4.38	28.56	40.43	112.02	104.53	74.00	30.53	Peak





Test Mode: 01; Polarity: Vertical; Modulation:802.11b; Bandwidth:20MHz; Channel:Low



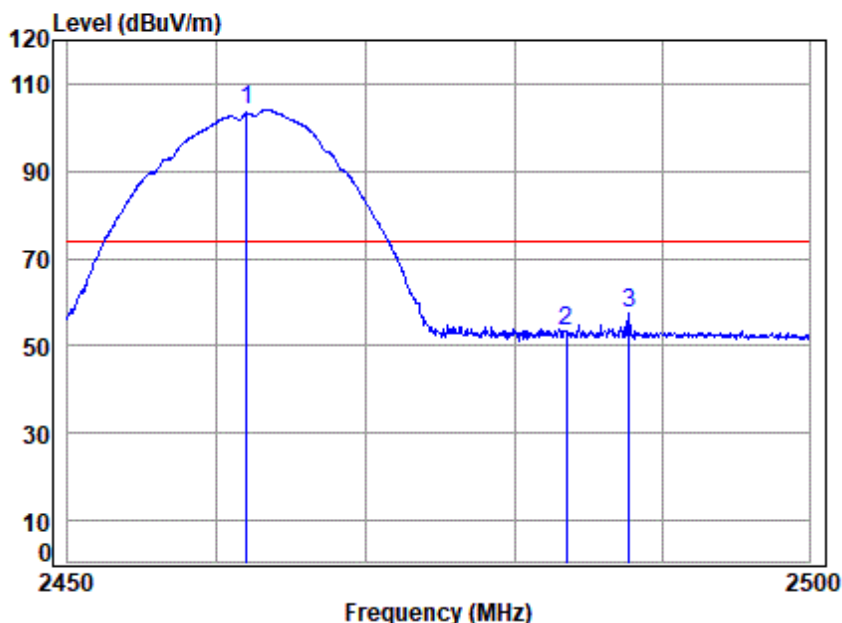
Site : chamber  
Condition: 3m VERTICAL  
Job No : 00028CR/00029CR  
Mode : 2412 Band edge  
Note : 2.4G WIFI 11B

	Freq	Cable Loss	Ant Factor	Preamp Factor	Read Level	Level	Limit Line	Over Limit	Remark
	MHz	dB	dB/m	dB	dBuV	dBuV/m	dBuV/m	dB	
1	2388.516	4.34	28.52	40.42	51.65	44.09	54.00	-9.91	Average
2	2390.000	4.34	28.52	40.42	51.50	43.94	54.00	-10.06	Average
3 *	2412.000	4.38	28.56	40.43	110.16	102.67	54.00	48.67	Average





Test Mode: 01; Polarity: Horizontal; Modulation:802.11b; Bandwidth:20MHz; Channel:High

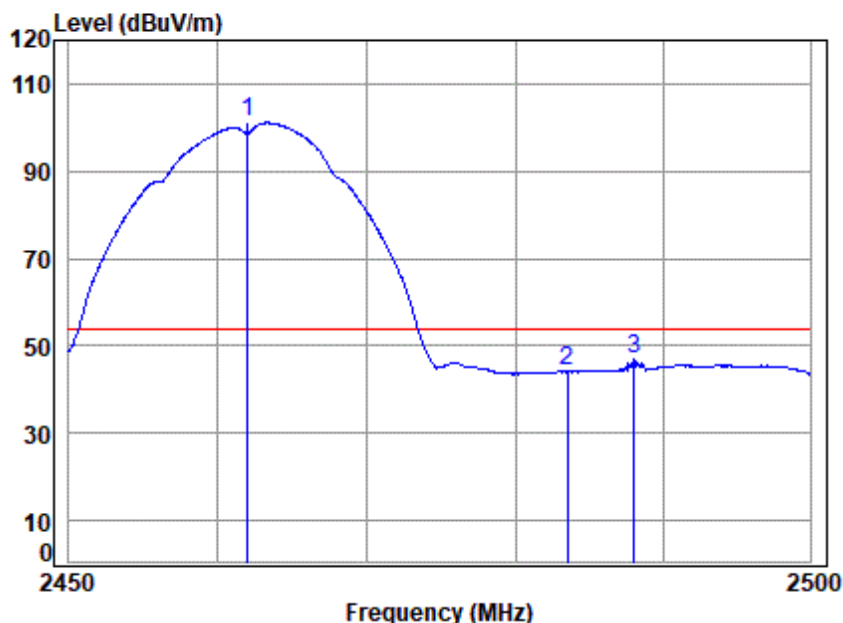


Site : chamber  
Condition: 3m HORIZONTAL  
Job No : 00028CR/00029CR  
Mode : 2462 Band edge  
Note : 2.4G WIFI 11B

	Cable	Ant	Preamp	Read		Limit	Over	
Freq	Loss	Factor	Factor	Level	Level	Line	Limit	Remark
MHz	dB	dB/m	dB	dBuV	dBuV/m	dBuV/m	dB	
1 * 2462.000	4.46	28.64	40.46	111.31	103.95	74.00	29.95	peak
2 2483.500	4.49	28.67	40.47	60.58	53.27	74.00	-20.73	peak
3 2487.757	4.50	28.68	40.47	64.58	57.29	74.00	-16.71	Peak



Test Mode: 01; Polarity: Horizontal; Modulation:802.11b; Bandwidth:20MHz; Channel:High



Site : chamber  
Condition: 3m HORIZONTAL  
Job No : 00028CR/00029CR  
Mode : 2462 Band edge  
Note : 2.4G WIFI 11B

	Freq	Cable Loss	Ant Factor	Preamp Factor	Read Level	Level	Limit Line	Over Limit	Remark
	MHz	dB	dB/m	dB	dBuV	dBuV/m	dBuV/m	dB	
1 *	2462.000	4.46	28.64	40.46	108.45	101.09	54.00	47.09	Average
2	2483.500	4.49	28.67	40.47	51.40	44.09	54.00	-9.91	Average
3	2488.059	4.50	28.68	40.47	54.36	47.07	54.00	-6.93	Peak

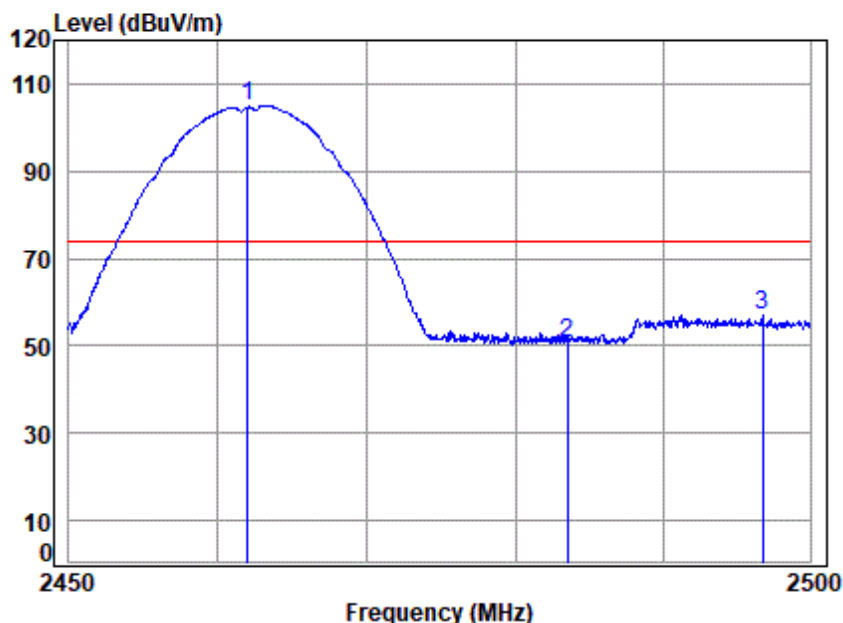


Unless otherwise agreed in writing, this document is issued by the Company subject to its General Conditions of Service printed overleaf, available on request or accessible at <http://www.sgs.com/en/Terms-and-Conditions.aspx> and, for electronic format documents, subject to Terms and Conditions for Electronic Documents at <http://www.sgs.com/en/Terms-and-Conditions/Terms-e-Documents.aspx>. Attention is drawn to the limitation of liability, indemnification and jurisdiction issues defined therein. Any holder of this document is advised that information contained hereon reflects the Company's findings at the time of its intervention only and within the limits of Client's instructions, if any. The Company's sole responsibility is to its Client and this document does not exonerate parties to a transaction from exercising all their rights and obligations under the transaction documents. This document cannot be reproduced except in full, without prior written approval of the Company. Any unauthorized alteration, forgery or falsification of the content or appearance of this document is unlawful and offenders may be prosecuted to the fullest extent of the law. Unless otherwise stated the results shown in this test report refer only to the sample(s) tested and such sample(s) are retained for 30 days only.  
Attention: To check the authenticity of testing / inspection report & certificate, please contact us at telephone: (86-755) 8307 1443, or email: CN.Doccheck@sgs.com

SGS-CSTC Standards Technical Services Co., Ltd.  
Shenzhen Branch

No.1 Workshop, M-10, Middle Section, Science & Technology Park, Shenzhen, China 518057 t (86-755) 26012053 f (86-755) 26710594 www.sgs.com.cn  
中国·深圳·科技园中区M-10栋一号厂房 邮编: 518057 t (86-755) 26012053 f (86-755) 26710594 sgs.china@sgs.com

Test Mode: 01; Polarity: Vertical; Modulation:802.11b; Bandwidth:20MHz; Channel:High

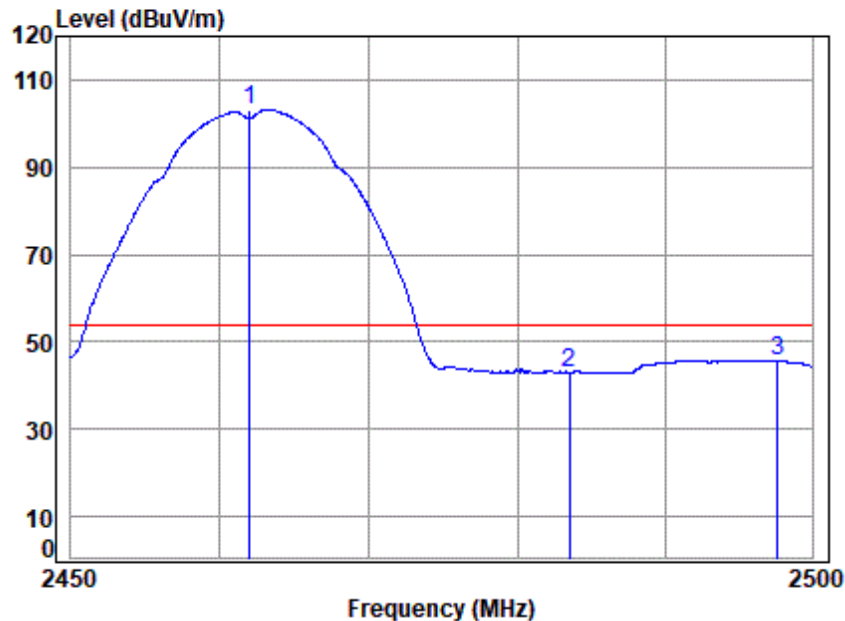


Site : chamber  
Condition: 3m VERTICAL  
Job No : 00028CR/00029CR  
Mode : 2462 Band edge  
Note : 2.4G WIFI 11B

	Freq	Cable Loss	Ant Factor	Preamp Factor	Read Level	Level	Limit Line	Over Limit	Remark
	MHz	dB	dB/m	dB	dBuV	dBuV/m	dBuV/m	dB	
1 *	2462.000	4.46	28.64	40.46	112.47	105.11	74.00	31.11	Peak
2	2483.500	4.49	28.67	40.47	58.04	50.73	74.00	-23.27	Peak
3	2496.770	4.51	28.69	40.47	64.50	57.23	74.00	-16.77	Peak



Test Mode: 01; Polarity: Vertical; Modulation:802.11b; Bandwidth:20MHz; Channel:High



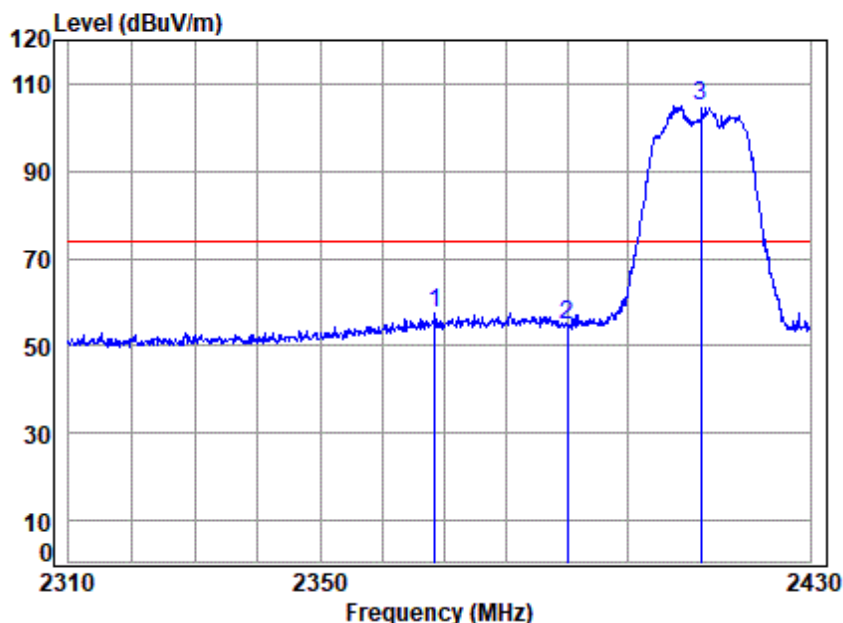
Site : chamber  
Condition: 3m VERTICAL  
Job No : 00028CR/00029CR  
Mode : 2462 Band edge  
Note : 2.4G WIFI 11B

		Cable	Ant	Preamp	Read		Limit	Over	
	Freq	Loss	Factor	Factor	Level	Level	Line	Limit	Remark
	MHz	dB	dB/m	dB	dBuV	dBuV/m	dBuV/m	dB	
1 *	2462.000	4.46	28.64	40.46	110.57	103.21	54.00	49.21	Average
2	2483.500	4.49	28.67	40.47	50.38	43.07	54.00	-10.93	Average
3	2497.627	4.52	28.70	40.47	52.95	45.70	54.00	-8.30	Average





Test Mode: 01; Polarity: Horizontal; Modulation:802.11g; Bandwidth:20MHz; Channel:Low



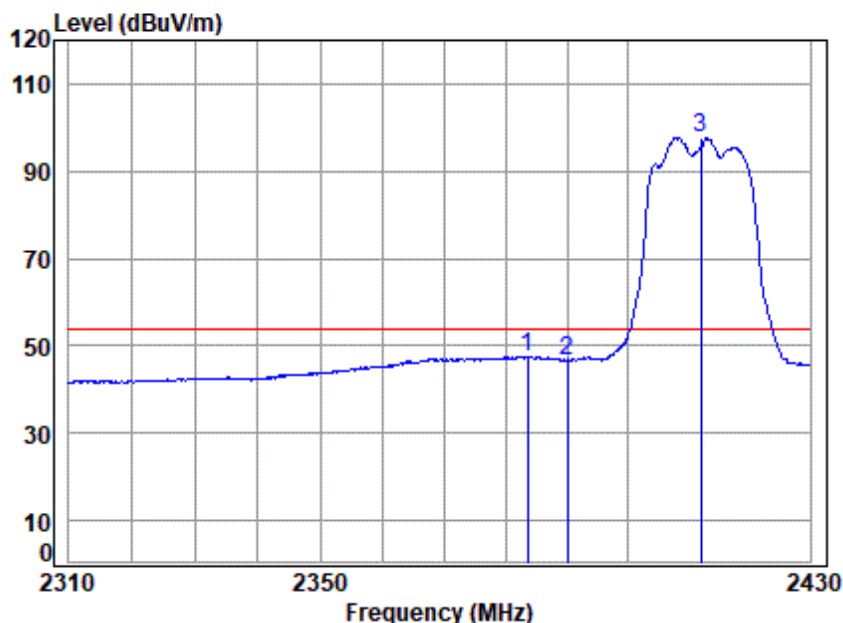
Site : chamber  
Condition: 3m HORIZONTAL  
Job No : 00028CR/00029CR  
Mode : 2412 Band edge  
Note : 2.4G WIFI 11G

	Freq	Cable Loss	Ant Factor	Preamp Factor	Read Level	Level	Limit Line	Over Limit	Remark
	MHz	dB	dB/m	dB	dBuV	dBuV/m	dBuV/m	dB	
1	2368.521	4.31	28.48	40.41	64.98	57.36	74.00	-16.64	peak
2	2390.000	4.34	28.52	40.42	62.09	54.53	74.00	-19.47	peak
3 *	2412.000	4.38	28.56	40.43	112.58	105.09	74.00	31.09	peak





Test Mode: 01; Polarity: Horizontal; Modulation:802.11g; Bandwidth:20MHz; Channel:Low

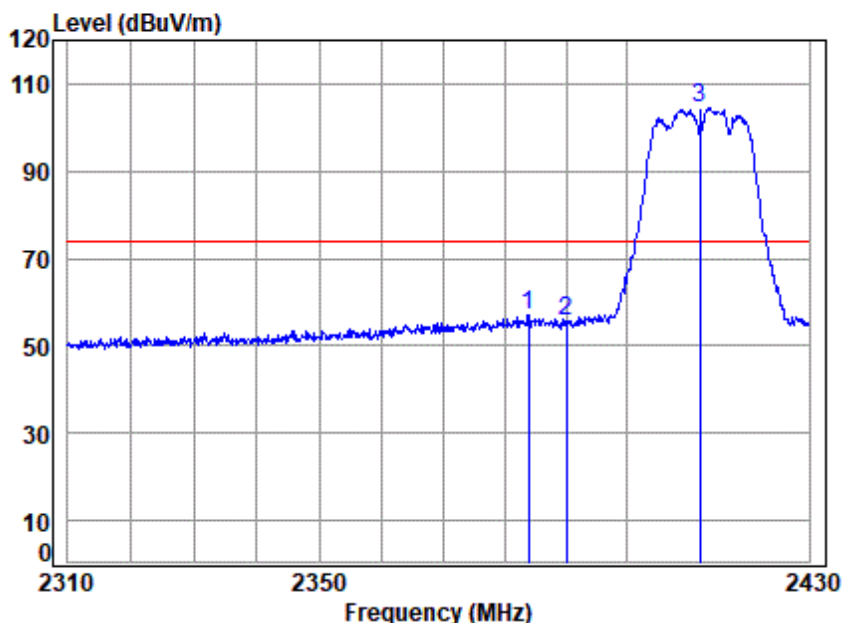


Site : chamber  
Condition: 3m HORIZONTAL  
Job No : 00028CR/00029CR  
Mode : 2412 Band edge  
Note : 2.4G WIFI 11G

	Freq	Cable Loss	Ant Factor	Preamp Factor	Read Level	Level	Limit Line	Over Limit	Remark
	MHz	dB	dB/m	dB	dBuV	dBuV/m	dBuV/m	dB	
1	2383.562	4.33	28.51	40.42	55.12	47.54	54.00	-6.46	Average
2	2390.000	4.34	28.52	40.42	54.26	46.70	54.00	-7.30	Average
3 *	2412.000	4.38	28.56	40.43	105.22	97.73	54.00	43.73	Average



Test Mode: 01; Polarity: Vertical; Modulation:802.11g; Bandwidth:20MHz; Channel:Low

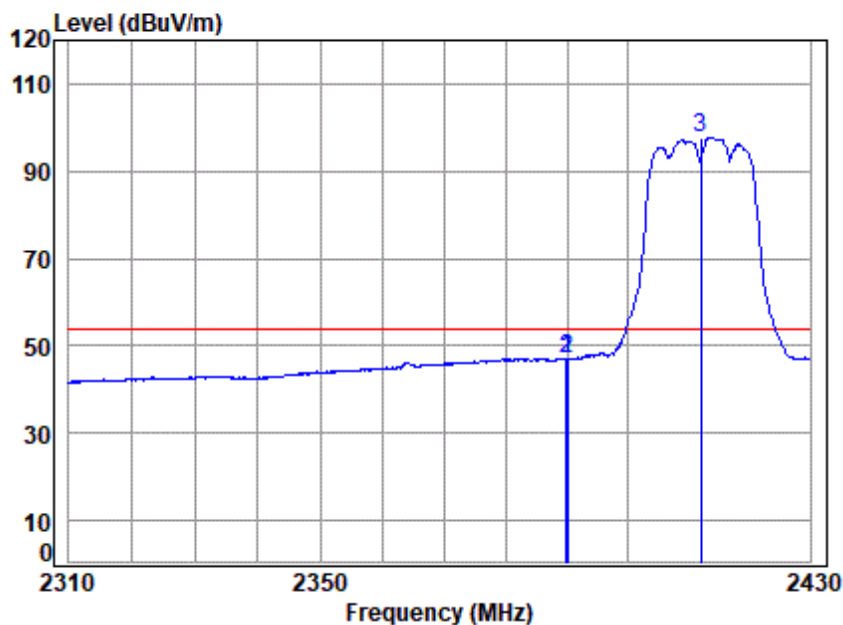


Site : chamber  
Condition: 3m VERTICAL  
Job No : 00028CR/00029CR  
Mode : 2412 Band edge  
Note : 2.4G WIFI 11G

	Freq	Cable Loss	Ant Factor	Preamp Factor	Read Level	Level	Limit Line	Over Limit	Remark
	MHz	dB	dB/m	dB	dBuV	dBuV/m	dBuV/m	dB	
1	2383.803	4.33	28.51	40.42	64.57	56.99	74.00	-17.01	Peak
2	2390.000	4.34	28.52	40.42	63.22	55.66	74.00	-18.34	Peak
3 *	2412.000	4.38	28.56	40.43	112.00	104.51	74.00	30.51	Peak



Test Mode: 01; Polarity: Vertical; Modulation:802.11g; Bandwidth:20MHz; Channel:Low

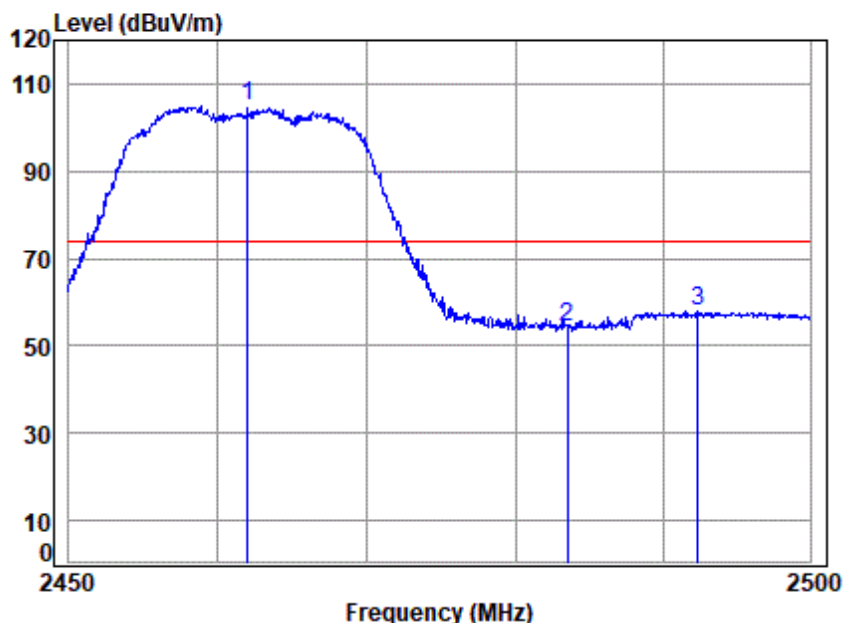


Site : chamber  
Condition: 3m VERTICAL  
Job No : 00028CR/00029CR  
Mode : 2412 Band edge  
Note : 2.4G WIFI 11G

	Freq	Cable Loss	Ant Factor	Preamp Factor	Read Level	Level	Limit Line	Over Limit	Remark
	MHz	dB	dB/m	dB	dBuV	dBuV/m	dBuV/m	dB	
1	2389.847	4.34	28.52	40.42	54.64	47.08	54.00	-6.92	Average
2	2390.000	4.34	28.52	40.42	54.62	47.06	54.00	-6.94	Average
3 *	2412.000	4.38	28.56	40.43	105.16	97.67	54.00	43.67	Average



Test Mode: 01; Polarity: Horizontal; Modulation:802.11g; Bandwidth:20MHz; Channel:High



Site : chamber  
Condition: 3m HORIZONTAL  
Job No : 00028CR/00029CR  
Mode : 2462 Band edge  
Note : 2.4G WIFI 11G

	Freq	Cable Loss	Ant Factor	Preamp Factor	Read Level	Level	Limit Line	Over Limit	Remark
	MHz	dB	dB/m	dB	dBuV	dBuV/m	dBuV/m	dB	
1 *	2462.000	4.46	28.64	40.46	112.15	104.79	74.00	30.79	peak
2	2483.500	4.49	28.67	40.47	61.61	54.30	74.00	-19.70	peak
3	2492.385	4.51	28.69	40.47	65.10	57.83	74.00	-16.17	Peak



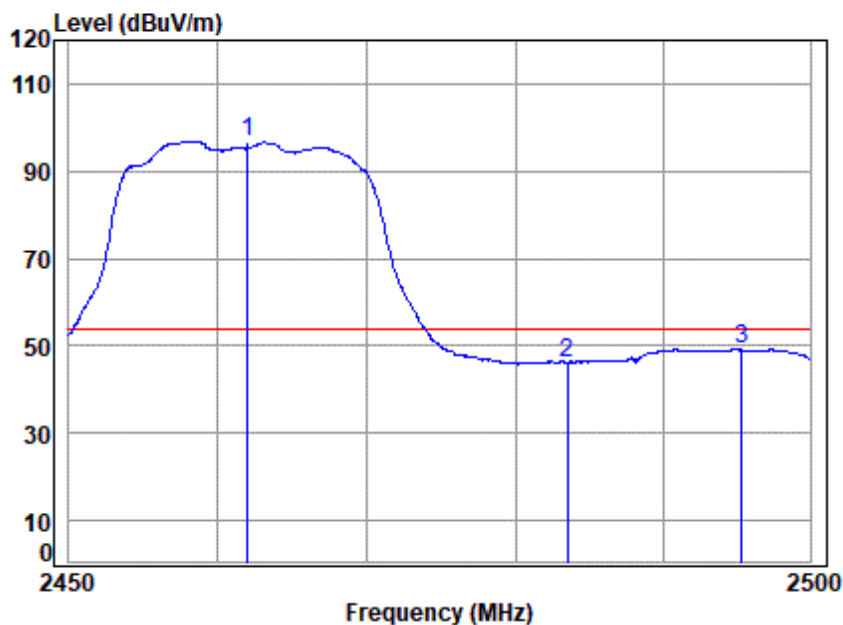
Unless otherwise agreed in writing, this document is issued by the Company subject to its General Conditions of Service printed overleaf, available on request or accessible at <http://www.sgs.com/en/Terms-and-Conditions.aspx> and, for electronic format documents, subject to Terms and Conditions for Electronic Documents at <http://www.sgs.com/en/Terms-and-Conditions/Terms-e-Documents.aspx>. Attention is drawn to the limitation of liability, indemnification and jurisdiction issues defined therein. Any holder of this document is advised that information contained hereon reflects the Company's findings at the time of its intervention only and within the limits of Client's instructions, if any. The Company's sole responsibility is to its Client and this document does not exonerate parties to a transaction from exercising all their rights and obligations under the transaction documents. This document cannot be reproduced except in full, without prior written approval of the Company. Any unauthorized alteration, forgery or falsification of the content or appearance of this document is unlawful and offenders may be prosecuted to the fullest extent of the law. Unless otherwise stated the results shown in this test report refer only to the sample(s) tested and such sample(s) are retained for 30 days only.  
Attention: To check the authenticity of testing / inspection report & certificate, please contact us at telephone: (86-755) 8307 1443, or email: [CN.Doccheck@sgs.com](mailto:CN.Doccheck@sgs.com)

SGS-CSTC Standards Technical Services Co., Ltd.  
Shenzhen Branch

No.1 Workshop, M-10, Middle Section, Science & Technology Park, Shenzhen, China 518057 t (86-755) 26012053 f (86-755) 26710594 www.sgs.com.cn  
中国·深圳·科技园中区M-10栋一号厂房 邮编: 518057 t (86-755) 26012053 f (86-755) 26710594 sgs.china@sgs.com



Test Mode: 01; Polarity: Horizontal; Modulation:802.11g; Bandwidth:20MHz; Channel:High



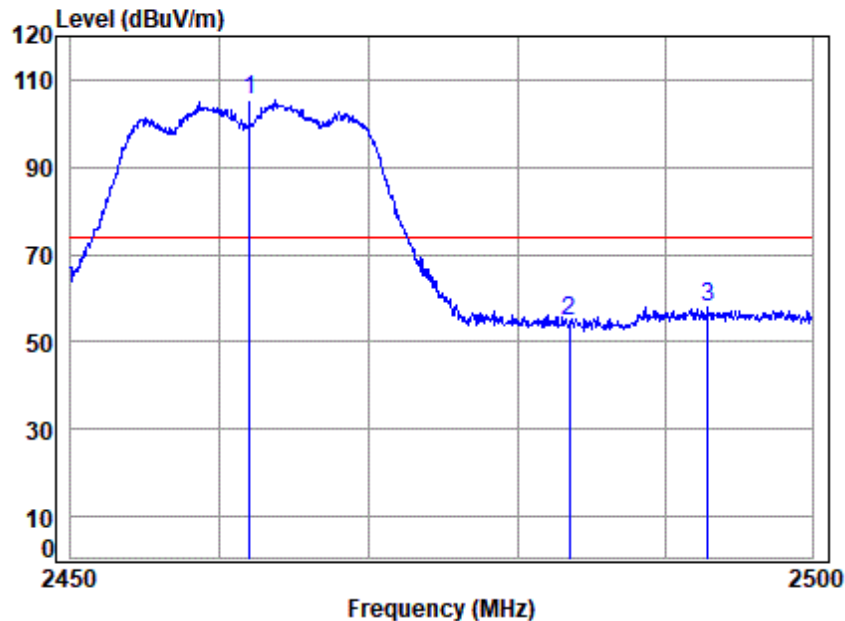
Site : chamber  
Condition: 3m HORIZONTAL  
Job No : 00028CR/00029CR  
Mode : 2462 Band edge  
Note : 2.4G WIFI 11G

	Freq	Cable Loss	Ant Factor	Preamp Factor	Read Level	Level	Limit Line	Over Limit	Remark
	MHz	dB	dB/m	dB	dBuV	dBuV/m	dBuV/m	dB	
1 *	2462.000	4.46	28.64	40.46	104.31	96.95	54.00	42.95	Average
2	2483.500	4.49	28.67	40.47	53.50	46.19	54.00	-7.81	Average
3	2495.358	4.51	28.69	40.47	56.36	49.09	54.00	-4.91	Peak





Test Mode: 01; Polarity: Vertical; Modulation:802.11g; Bandwidth:20MHz; Channel:High

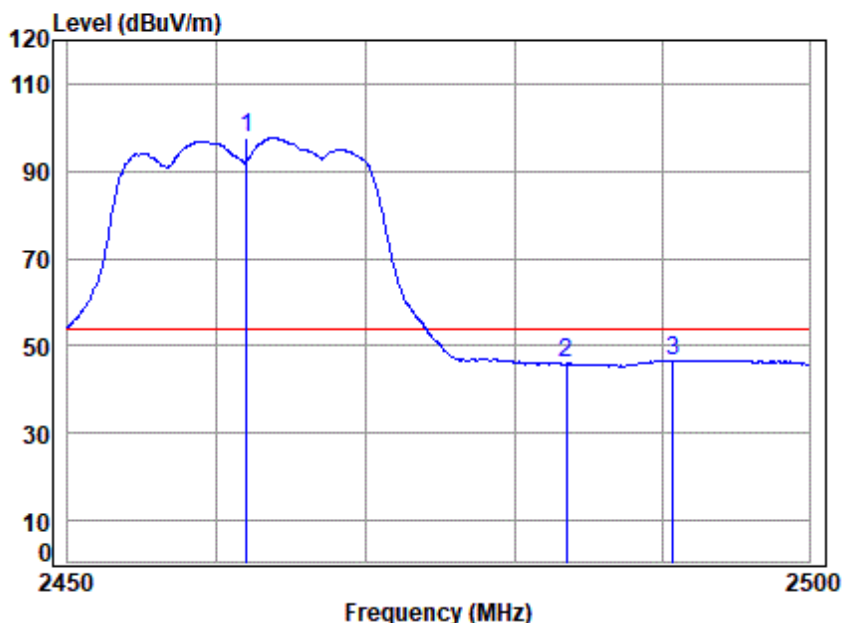


Site : chamber  
Condition: 3m VERTICAL  
Job No : 00028CR/00029CR  
Mode : 2462 Band edge  
Note : 2.4G WIFI 11G

		Cable	Ant	Preamp	Read		Limit	Over	
	Freq	Loss	Factor	Factor	Level	Level	Line	Limit	Remark
	MHz	dB	dB/m	dB	dBuV	dBuV/m	dBuV/m	dB	
1 *	2462.000	4.46	28.64	40.46	112.58	105.22	74.00	31.22	Peak
2	2483.500	4.49	28.67	40.47	62.06	54.75	74.00	-19.25	Peak
3	2492.889	4.51	28.69	40.47	65.27	58.00	74.00	-16.00	Peak



Test Mode: 01; Polarity: Vertical; Modulation:802.11g; Bandwidth:20MHz; Channel:High

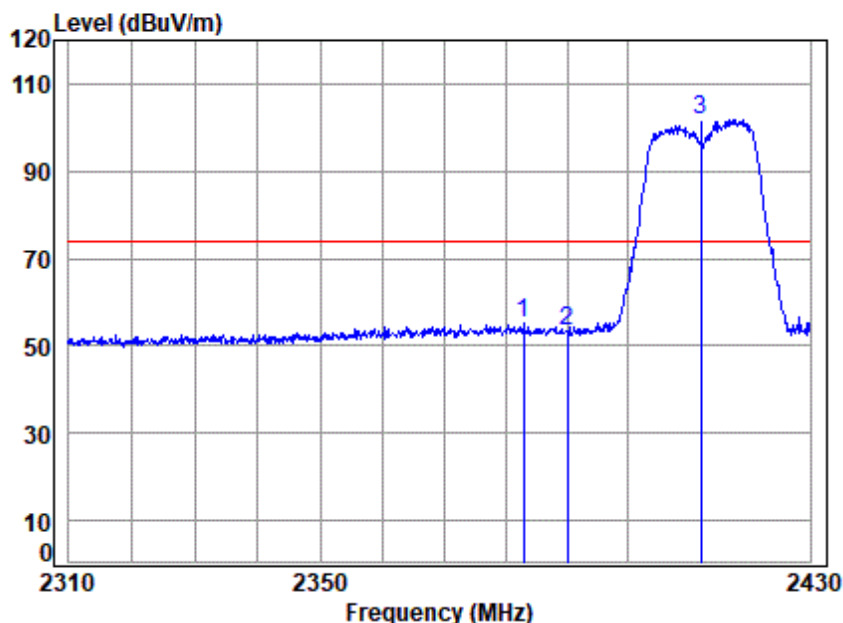


Site : chamber  
Condition: 3m VERTICAL  
Job No : 00028CR/00029CR  
Mode : 2462 Band edge  
Note : 2.4G WIFI 11G

	Freq	Cable Loss	Ant Factor	Preamp Factor	Read Level	Level	Limit Line	Over Limit	Remark
	MHz	dB	dB/m	dB	dBuV	dBuV/m	dBuV/m	dB	
1 *	2462.000	4.46	28.64	40.46	104.90	97.54	54.00	43.54	Average
2	2483.500	4.49	28.67	40.47	53.18	45.87	54.00	-8.13	Average
3	2490.774	4.51	28.69	40.47	53.92	46.65	54.00	-7.35	Average



Test Mode: 01; Polarity: Horizontal; Modulation:802.11n; Bandwidth:20MHz; Channel:Low

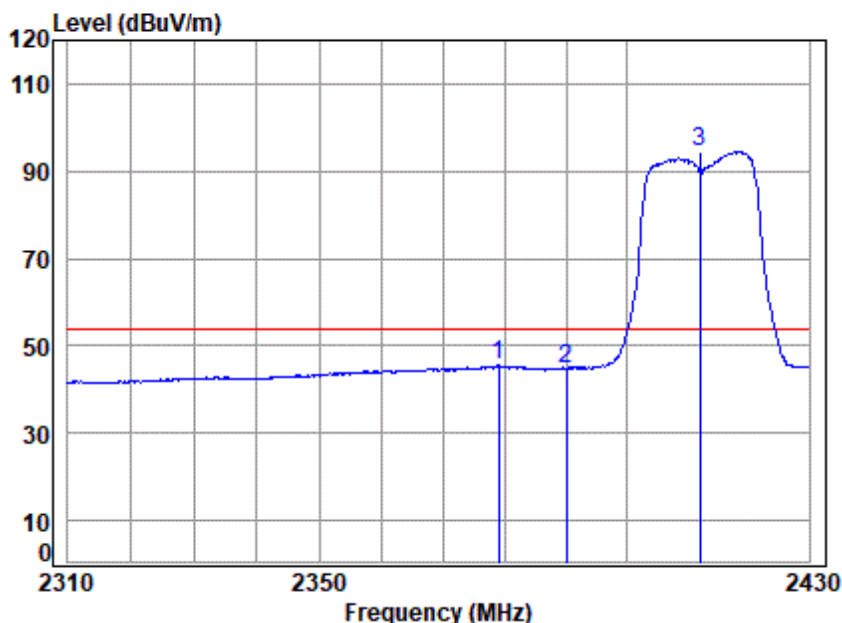


Site : chamber  
Condition: 3m HORIZONTAL  
Job No : 00028CR/00029CR  
Mode : 2412 Band edge  
Note : 2.4G WIFI 11N20

	Freq	Cable Loss	Ant Factor	Preamp Factor	Read Level	Level	Limit Line	Over Limit	Remark
	MHz	dB	dB/m	dB	dBuV	dBuV/m	dBuV/m	dB	
1	2382.958	4.33	28.51	40.42	62.59	55.01	74.00	-18.99	peak
2	2390.000	4.34	28.52	40.42	60.78	53.22	74.00	-20.78	peak
3 *	2412.000	4.38	28.56	40.43	109.20	101.71	74.00	27.71	peak



Test Mode: 01; Polarity: Horizontal; Modulation:802.11n; Bandwidth:20MHz; Channel:Low



Site : chamber  
Condition: 3m HORIZONTAL  
Job No : 00028CR/00029CR  
Mode : 2412 Band edge  
Note : 2.4G WIFI 11N20

	Freq	Cable Loss	Ant Factor	Preamp Factor	Read Level	Level	Limit Line	Over Limit	Remark
	MHz	dB	dB/m	dB	dBuV	dBuV/m	dBuV/m	dB	
1	2378.979	4.33	28.50	40.41	52.99	45.41	54.00	-8.59	Average
2	2390.000	4.34	28.52	40.42	52.41	44.85	54.00	-9.15	Average
3 *	2412.000	4.38	28.56	40.43	101.90	94.41	54.00	40.41	Average



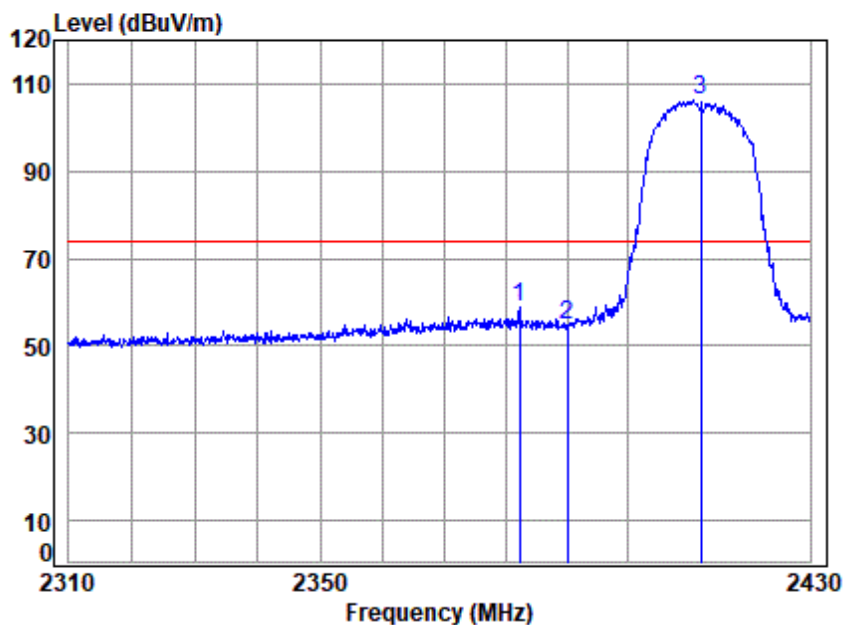
Unless otherwise agreed in writing, this document is issued by the Company subject to its General Conditions of Service printed overleaf, available on request or accessible at <http://www.sgs.com/en/Terms-and-Conditions.aspx> and, for electronic format documents, subject to Terms and Conditions for Electronic Documents at <http://www.sgs.com/en/Terms-and-Conditions/Terms-e-Documents.aspx>. Attention is drawn to the limitation of liability, indemnification and jurisdiction issues defined therein. Any holder of this document is advised that information contained hereon reflects the Company's findings at the time of its intervention only and within the limits of Client's instructions, if any. The Company's sole responsibility is to its Client and this document does not exonerate parties to a transaction from exercising all their rights and obligations under the transaction documents. This document cannot be reproduced except in full, without prior written approval of the Company. Any unauthorized alteration, forgery or falsification of the content or appearance of this document is unlawful and offenders may be prosecuted to the fullest extent of the law. Unless otherwise stated the results shown in this test report refer only to the sample(s) tested and such sample(s) are retained for 30 days only.

SGS-CSTC Standards Technical Services Co., Ltd.  
Shenzhen Branch

No.1 Workshop, M-10, Middle Section, Science & Technology Park, Shenzhen, China 518057 t (86-755) 26012053 f (86-755) 26710594 www.sgs.com.cn  
中国·深圳·科技园中区M-10栋一号厂房 邮编: 518057 t (86-755) 26012053 f (86-755) 26710594 sgs.china@sgs.com



Test Mode: 01; Polarity: Vertical; Modulation:802.11n; Bandwidth:20MHz; Channel:Low



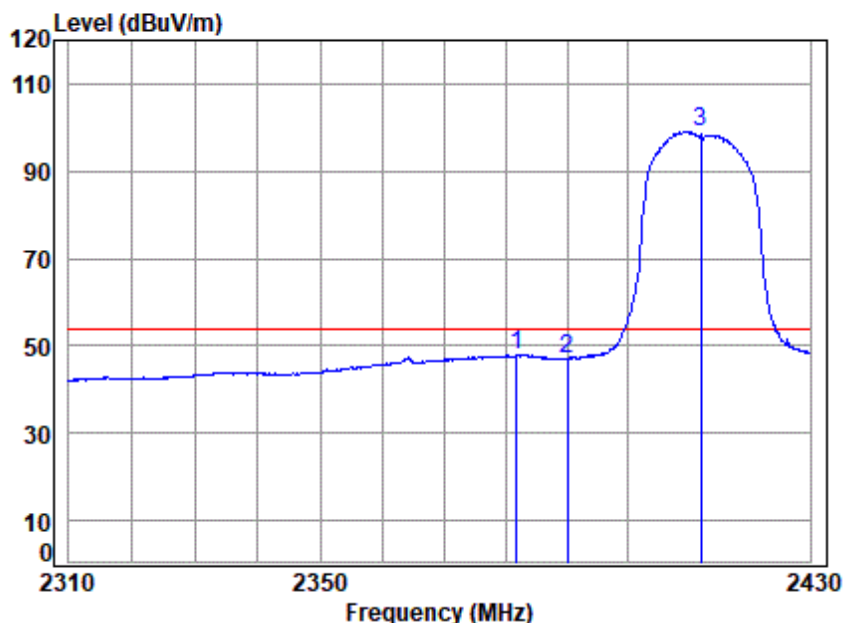
Site : chamber  
Condition: 3m VERTICAL  
Job No : 00028CR/00029CR  
Mode : 2412 Band edge  
Note : 2.4G WIFI 11N20

	Freq	Cable Loss	Ant Factor	Preamp Factor	Read Level	Level	Limit Line	Over Limit	Remark
	MHz	dB	dB/m	dB	dBuV	dBuV/m	dBuV/m	dB	
1	2382.235	4.33	28.51	40.42	66.65	59.07	74.00	-14.93	Peak
2	2390.000	4.34	28.52	40.42	62.27	54.71	74.00	-19.29	Peak
3 *	2412.000	4.38	28.56	40.43	113.92	106.43	74.00	32.43	Peak





Test Mode: 01; Polarity: Vertical; Modulation:802.11n; Bandwidth:20MHz; Channel:Low

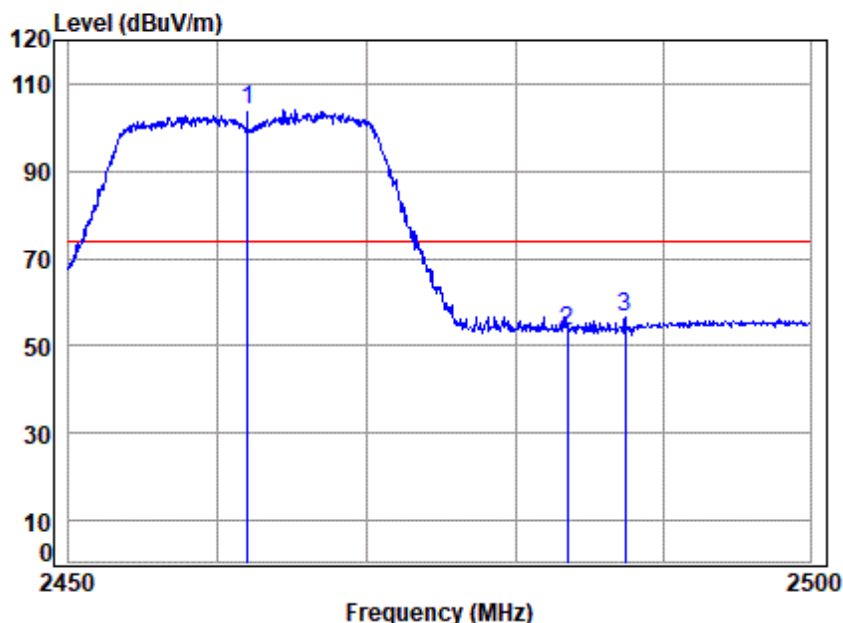


Site : chamber  
Condition: 3m VERTICAL  
Job No : 00028CR/00029CR  
Mode : 2412 Band edge  
Note : 2.4G WIFI 11N20

	Freq	Cable Loss	Ant Factor	Preamp Factor	Read Level	Level	Limit Line	Over Limit	Remark
	MHz	dB	dB/m	dB	dBuV	dBuV/m	dBuV/m	dB	
1	2381.752	4.33	28.50	40.42	55.56	47.97	54.00	-6.03	Average
2	2390.000	4.34	28.52	40.42	54.44	46.88	54.00	-7.12	Average
3 *	2412.000	4.38	28.56	40.43	106.45	98.96	54.00	44.96	Average



Test Mode: 01; Polarity: Horizontal; Modulation:802.11n; Bandwidth:20MHz; Channel:High

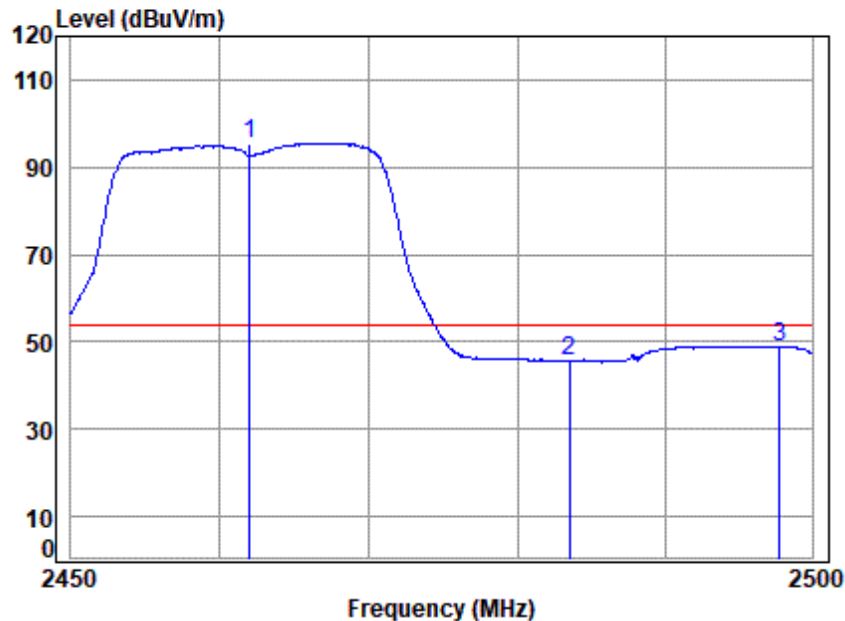


Site : chamber  
Condition: 3m HORIZONTAL  
Job No : 00028CR/00029CR  
Mode : 2462 Band edge  
Note : 2.4G WIFI 11N20

	Cable	Ant	Preamp	Read		Limit	Over	
Freq	Loss	Factor	Factor	Level	Level	Line	Limit	Remark
MHz	dB	dB/m	dB	dBuV	dBuV/m	dBuV/m	dB	
1 * 2462.000	4.46	28.64	40.46	111.36	104.00	74.00	30.00	peak
2 2483.500	4.49	28.67	40.47	60.82	53.51	74.00	-20.49	peak
3 2487.455	4.50	28.68	40.47	63.71	56.42	74.00	-17.58	Peak



Test Mode: 01; Polarity: Horizontal; Modulation:802.11n; Bandwidth:20MHz; Channel:High

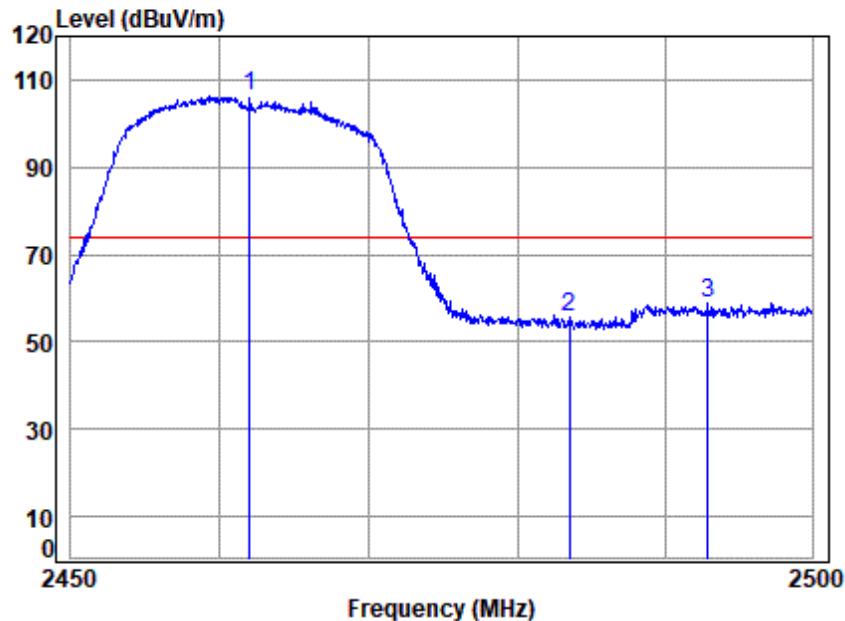


Site : chamber  
Condition: 3m HORIZONTAL  
Job No : 00028CR/00029CR  
Mode : 2462 Band edge  
Note : 2.4G WIFI 11N20

	Freq	Cable Loss	Ant Factor	Preamp Factor	Read Level	Level	Limit Line	Over Limit	Remark
	MHz	dB	dB/m	dB	dBuV	dBuV/m	dBuV/m	dB	
1 *	2462.000	4.46	28.64	40.46	102.90	95.54	54.00	41.54	Average
2	2483.500	4.49	28.67	40.47	52.94	45.63	54.00	-8.37	Average
3	2497.779	4.52	28.70	40.47	56.22	48.97	54.00	-5.03	Peak



Test Mode: 01; Polarity: Vertical; Modulation:802.11n; Bandwidth:20MHz; Channel:High



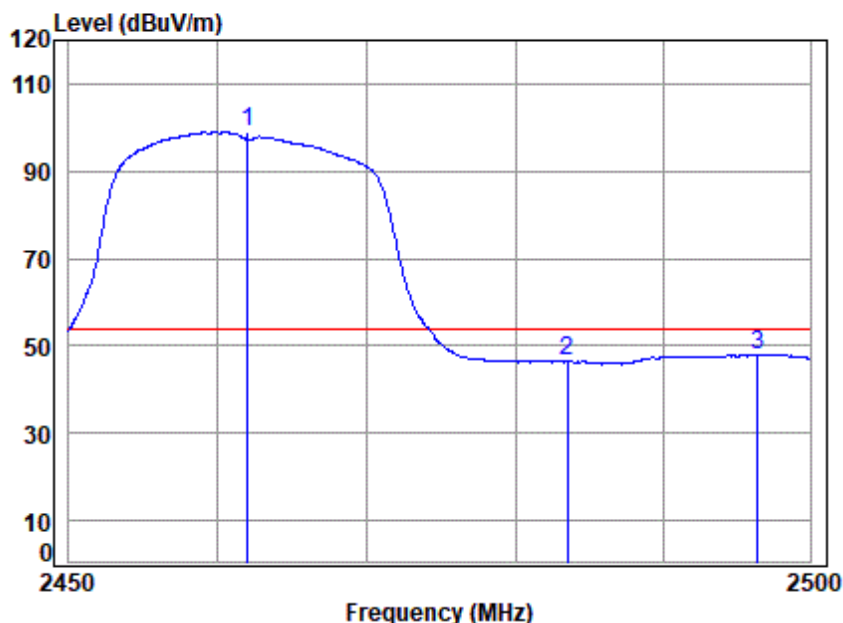
Site : chamber  
Condition: 3m VERTICAL  
Job No : 00028CR/00029CR  
Mode : 2462 Band edge  
Note : 2.4G WIFI 11N20

	Freq	Cable Loss	Ant Factor	Preamp Factor	Read Level	Level	Limit Line	Over Limit	Remark
	MHz	dB	dB/m	dB	dBuV	dBuV/m	dBuV/m	dB	
1 *	2462.000	4.46	28.64	40.46	113.45	106.09	74.00	32.09	Peak
2	2483.500	4.49	28.67	40.47	62.94	55.63	74.00	-18.37	Peak
3	2492.939	4.51	28.69	40.47	66.07	58.80	74.00	-15.20	Peak





Test Mode: 01; Polarity: Vertical; Modulation:802.11n; Bandwidth:20MHz; Channel:High



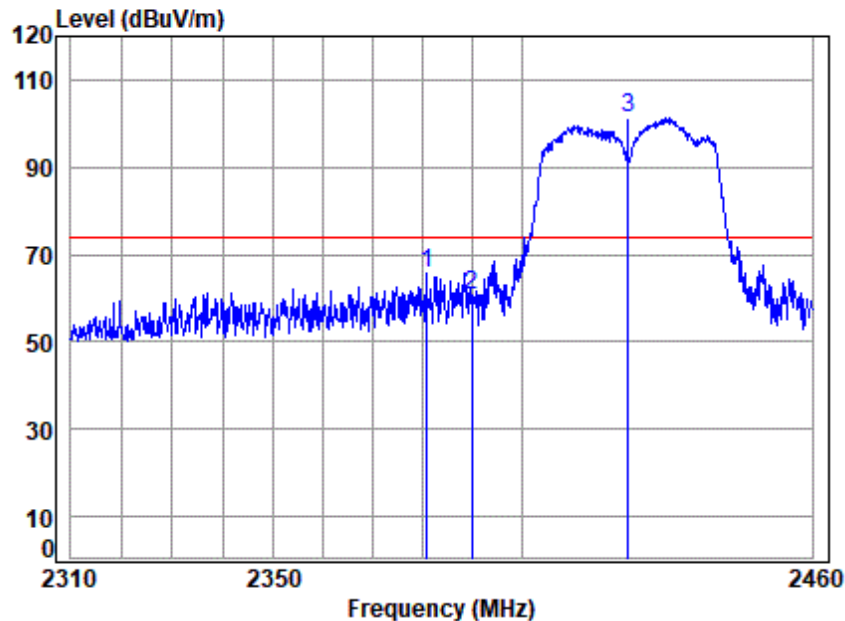
Site : chamber  
Condition: 3m VERTICAL  
Job No : 00028CR/00029CR  
Mode : 2462 Band edge  
Note : 2.4G WIFI 11N20

	Cable	Ant	Preamp	Read		Limit	Over	
Freq	Loss	Factor	Factor	Level	Level	Line	Limit	Remark
MHz	dB	dB/m	dB	dBuV	dBuV/m	dBuV/m	dB	
1 * 2462.000	4.46	28.64	40.46	106.37	99.01	54.00	45.01	Average
2 2483.500	4.49	28.67	40.47	53.85	46.54	54.00	-7.46	Average
3 2496.417	4.51	28.69	40.47	55.23	47.96	54.00	-6.04	Average





Test Mode: 01; Polarity: Horizontal; Modulation:802.11n; Bandwidth:40MHz; Channel:Low

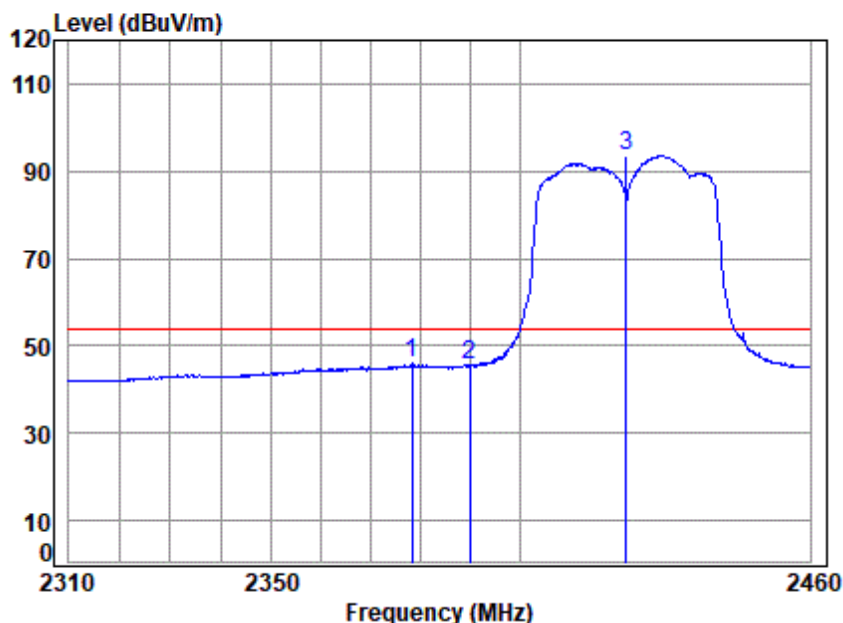


Site : chamber  
Condition: 3m HORIZONTAL  
Job No : 00028CR/00029CR  
Mode : 2422 Band edge  
Note : 2.4G WIFI 11N20

	Freq	Cable Loss	Ant Factor	Preamplifier Factor	Read Level	Level	Limit Line	Over Limit	Remark
	MHz	dB	dB/m	dB	dBuV	dBuV/m	dBuV/m	dB	
1	2380.823	4.33	28.50	40.41	73.49	65.91	74.00	-8.09	peak
2	2390.000	4.34	28.52	40.42	68.18	60.62	74.00	-13.38	peak
3 *	2422.000	4.40	28.57	40.44	108.71	101.24	74.00	27.24	peak



Test Mode: 01; Polarity: Horizontal; Modulation:802.11n; Bandwidth:40MHz; Channel:Low

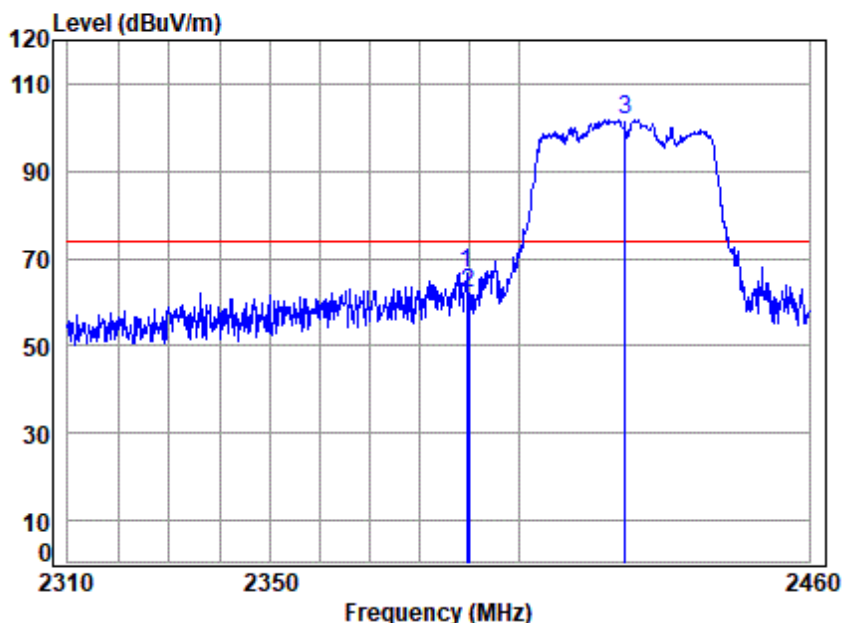


Site : chamber  
Condition: 3m HORIZONTAL  
Job No : 00028CR/00029CR  
Mode : 2422 Band edge  
Note : 2.4G WIFI 11N20

	Freq	Cable Loss	Ant Factor	Preamp Factor	Read Level	Level	Limit Line	Over Limit	Remark
	MHz	dB	dB/m	dB	dBuV	dBuV/m	dBuV/m	dB	
1	2378.278	4.33	28.50	40.41	53.45	45.87	54.00	-8.13	Average
2	2390.000	4.34	28.52	40.42	52.97	45.41	54.00	-8.59	Average
3 *	2422.000	4.40	28.57	40.44	100.91	93.44	54.00	39.44	Average



Test Mode: 01; Polarity: Vertical; Modulation:802.11n; Bandwidth:40MHz; Channel:Low

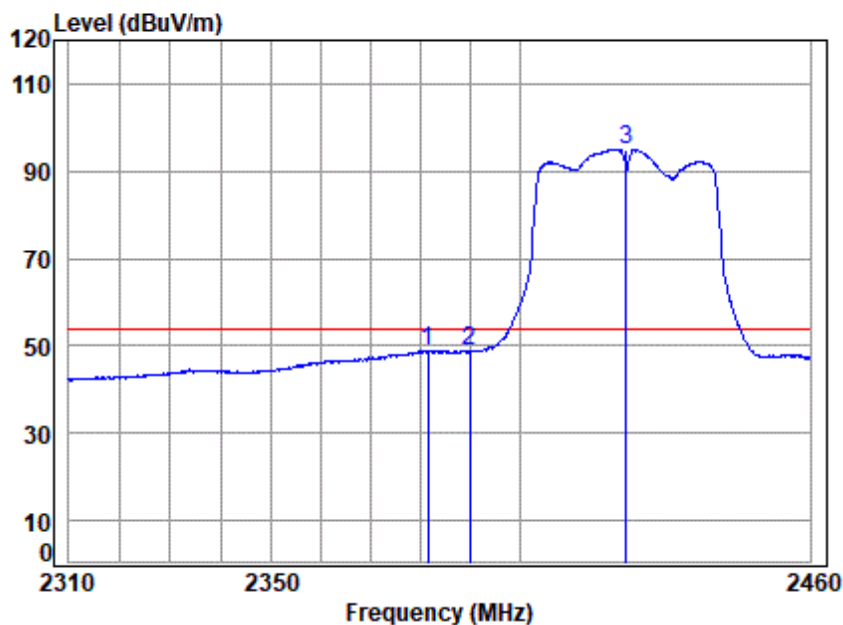


Site : chamber  
Condition: 3m VERTICAL  
Job No : 00028CR/00029CR  
Mode : 2422 Band edge  
Note : 2.4G WIFI 11N20

	Freq	Cable Loss	Ant Factor	Preamp Factor	Read Level	Level	Limit Line	Over Limit	Remark
	MHz	dB	dB/m	dB	dBuV	dBuV/m	dBuV/m	dB	
1	2389.526	4.34	28.52	40.42	74.40	66.84	74.00	-7.16	Peak
2	2390.000	4.34	28.52	40.42	69.60	62.04	74.00	-11.96	Peak
3 *	2422.000	4.40	28.57	40.44	109.43	101.96	74.00	27.96	Peak



Test Mode: 01; Polarity: Vertical; Modulation:802.11n; Bandwidth:40MHz; Channel:Low



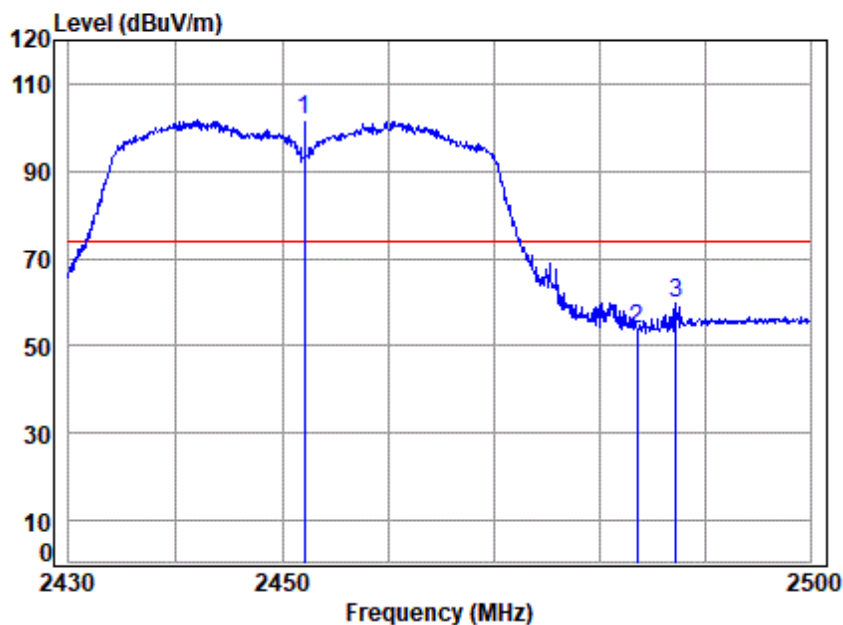
Site : chamber  
Condition: 3m VERTICAL  
Job No : 00028CR/00029CR  
Mode : 2422 Band edge  
Note : 2.4G WIFI 11N20

	Freq	Cable Loss	Ant Factor	Preamplifier Factor	Read Level	Level	Limit Line	Over Limit	Remark
	MHz	dB	dB/m	dB	dBuV	dBuV/m	dBuV/m	dB	
1	2381.422	4.33	28.50	40.42	56.59	49.00	54.00	-5.00	Average
2	2390.000	4.34	28.52	40.42	56.43	48.87	54.00	-5.13	Average
3 *	2422.000	4.40	28.57	40.44	102.53	95.06	54.00	41.06	Average





Test Mode: 01; Polarity: Horizontal; Modulation:802.11n; Bandwidth:40MHz; Channel:High



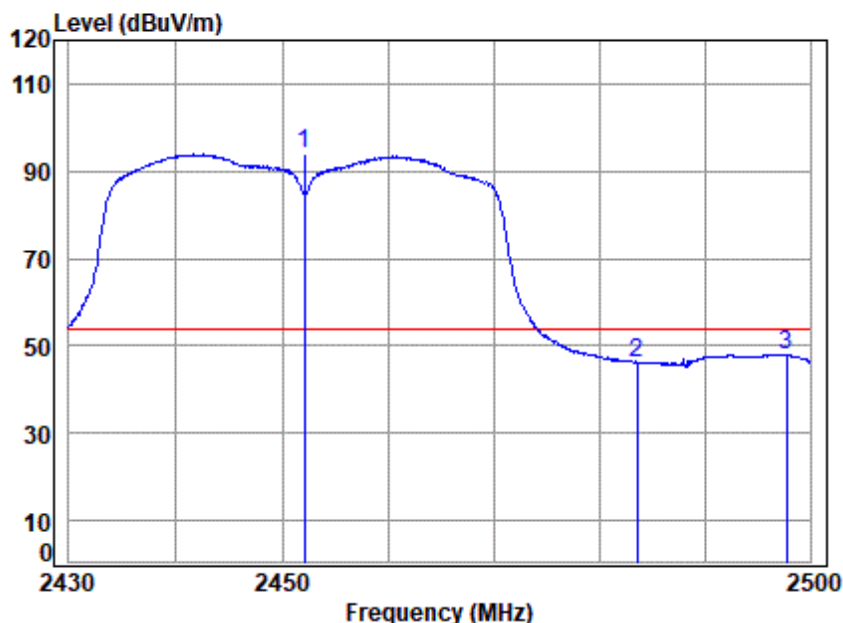
Site : chamber  
Condition: 3m HORIZONTAL  
Job No : 00028CR/00029CR  
Mode : 2452 Band edge  
Note : 2.4G WIFI 11N20

		Cable	Ant	Preamp	Read		Limit	Over	
	Freq	Loss	Factor	Factor	Level	Level	Line	Limit	Remark
	MHz	dB	dB/m	dB	dBuV	dBuV/m	dBuV/m	dB	
1 *	2452.000	4.44	28.62	40.45	108.92	101.53	74.00	27.53	peak
2	2483.500	4.49	28.67	40.47	61.08	53.77	74.00	-20.23	peak
3	2487.182	4.50	28.68	40.47	67.21	59.92	74.00	-14.08	Peak





Test Mode: 01; Polarity: Horizontal; Modulation:802.11n; Bandwidth:40MHz; Channel:High

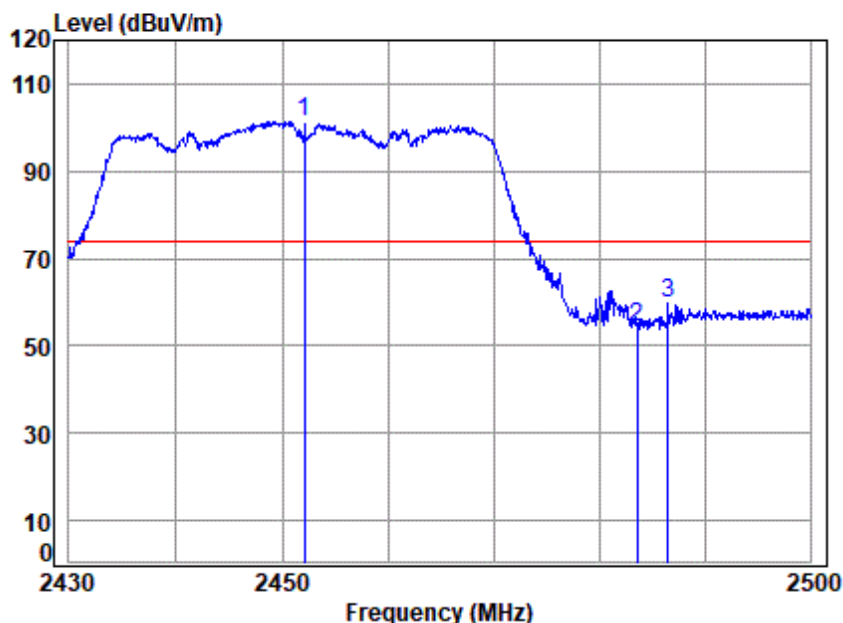


Site : chamber  
Condition: 3m HORIZONTAL  
Job No : 00028CR/00029CR  
Mode : 2452 Band edge  
Note : 2.4G WIFI 11N20

	Freq	Cable Loss	Ant Factor	Preamp Factor	Read Level	Level	Limit Line	Over Limit	Remark
	MHz	dB	dB/m	dB	dBuV	dBuV/m	dBuV/m	dB	
1 *	2452.000	4.44	28.62	40.45	101.18	93.79	54.00	39.79	Average
2	2483.500	4.49	28.67	40.47	53.53	46.22	54.00	-7.78	Average
3	2497.729	4.52	28.70	40.47	55.26	48.01	54.00	-5.99	Peak



Test Mode: 01; Polarity: Vertical; Modulation:802.11n; Bandwidth:40MHz; Channel:High

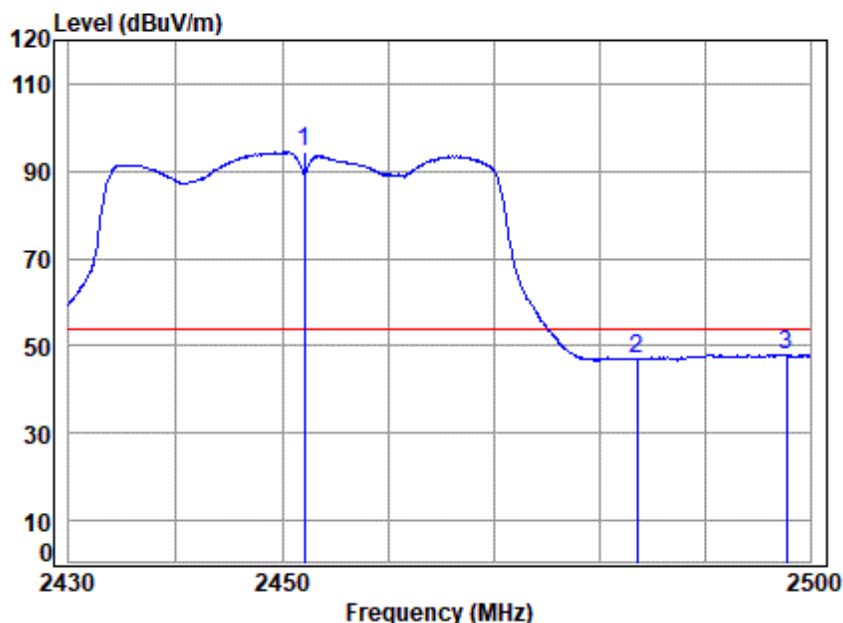


Site : chamber  
Condition: 3m VERTICAL  
Job No : 00028CR/00029CR  
Mode : 2452 Band edge  
Note : 2.4G WIFI 11N20

		Cable	Ant	Preamp	Read		Limit	Over	
	Freq	Loss	Factor	Factor	Level	Level	Line	Limit	Remark
	MHz	dB	dB/m	dB	dBuV	dBuV/m	dBuV/m	dB	
1 *	2452.000	4.44	28.62	40.45	108.61	101.22	74.00	27.22	Peak
2	2483.500	4.49	28.67	40.47	61.56	54.25	74.00	-19.75	Peak
3	2486.405	4.50	28.68	40.47	66.85	59.56	74.00	-14.44	Peak



Test Mode: 01; Polarity: Vertical; Modulation:802.11n; Bandwidth:40MHz; Channel:High



Site : chamber  
Condition: 3m VERTICAL  
Job No : 00028CR/00029CR  
Mode : 2452 Band edge  
Note : 2.4G WIFI 11N20

		Cable	Ant	Preamp	Read		Limit	Over	
	Freq	Loss	Factor	Factor	Level	Level	Line	Limit	Remark
	MHz	dB	dB/m	dB	dBuV	dBuV/m	dBuV/m	dB	
1 *	2452.000	4.44	28.62	40.45	101.72	94.33	54.00	40.33	Average
2	2483.500	4.49	28.67	40.47	54.48	47.17	54.00	-6.83	Average
3	2497.729	4.52	28.70	40.47	55.23	47.98	54.00	-6.02	Average



## 7.7 Radiated Spurious Emissions

Test Requirement 47 CFR Part 15, Subpart C 15.205 & 15.209

Test Method: ANSI C63.10 (2013) Section 6.4,6.5,6.6

Measurement Distance: 3m

Limit:

Frequency(MHz)	Field strength(microvolts/meter)	Measurement distance(meters)
0.009-0.490	2400/F(kHz)	300
0.490-1.705	24000/F(kHz)	30
1.705-30.0	30	30
30-88	100	3
88-216	150	3
216-960	200	3
Above 960	500	3

Remark: The emission limits shown in the above table are based on measurements employing a CISPR quasi-peak detector except for the frequency bands 9-90kHz, 110-490kHz and above 1000 MHz. Radiated emission limits in these three bands are based on measurements employing an average detector, the peak field strength of any emission shall not exceed the maximum permitted average limits specified above by more than 20 dB under any condition of modulation.

### 7.7.1 E.U.T. Operation

Operating Environment:

Temperature: 20.5 °C

Humidity: 50.3 % RH

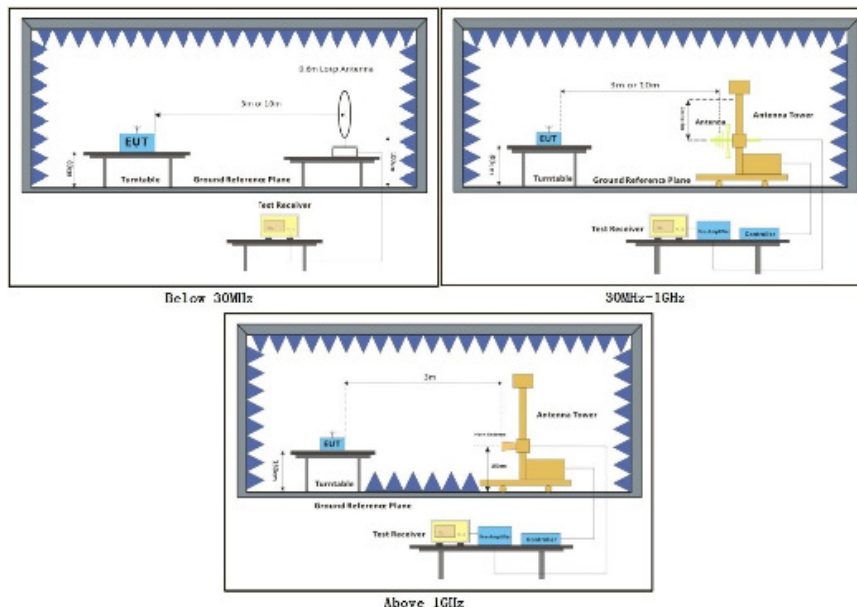
Atmospheric Pressure: 1010 mbar

### 7.7.2 Test Mode Description

Pre-scan / Final test	Mode Code	Description
Final test	01	TX mode_Keep the EUT in continuously transmitting mode with all modulation types. All data rates for each modulation type have been tested and found the data rate @ 1Mbps is the worst case of IEEE 802.11b; data rate @ 6Mbps is the worst case of IEEE 802.11g; data rate @ 6.5Mbps is the worst case of IEEE 802.11n(HT20); data rate @ 13.5Mbps is the worst case of IEEE 802.11n(HT40). Only the data of worst case is recorded in the report.



### 7.7.3 Test Setup Diagram



### 7.7.4 Measurement Procedure and Data

- For below 1GHz, the EUT was placed on the top of a rotating table 0.8 meters above the ground at a 3 or 10 meter semi-anechoic chamber. The table was rotated 360 degrees to determine the position of the highest radiation.
- For above 1GHz, the EUT was placed on the top of a rotating table 1.5 meters above the ground at a 3 meter fully-anechoic chamber. The table was rotated 360 degrees to determine the position of the highest radiation.
- The EUT was set 3 or 10 meters away from the interference-receiving antenna, which was mounted on the top of a variable-height antenna tower.
- The antenna height is varied from one meter to four meters above the ground to determine the maximum value of the field strength. Both horizontal and vertical polarizations of the antenna are set to make the measurement.
- For each suspected emission, the EUT was arranged to its worst case and then the antenna was tuned to heights from 1 meter to 4 meters (for the test frequency of below 30MHz, the antenna was tuned to heights 1 meter) and the rotatable table was turned from 0 degrees to 360 degrees to find the maximum reading.
- The test-receiver system was set to Peak Detect Function and Specified Bandwidth with Maximum Hold Mode.
- If the emission level of the EUT in peak mode was 10dB lower than the limit specified, then testing could be stopped and the peak values of the EUT would be reported. Otherwise the emissions that did not have 10dB margin would be re-tested one by one using peak, quasi-peak or average method as specified and then reported in a data sheet.
- Test the EUT in the lowest channel, the middle channel, the Highest channel.
- The radiation measurements are performed in X, Y, Z axis positioning for Transmitting mode, and found the X axis positioning which it is the worst case.
- Repeat above procedures until all frequencies measured was complete.



**Remark:**

1) For emission below 1GHz, through pre-scan found the worst case is the lowest channel. Only the worst case is recorded in the report.

2) The field strength is calculated by adding the Antenna Factor, Cable Factor & Preamplifier. The basic equation with a sample calculation is as follows:

Final Test Level = Receiver Reading + Antenna Factor + Cable Factor - Preamplifier Factor

3) Scan from 9kHz to 25GHz, the disturbance above 18GHz and below 30MHz was very low. The points marked on above plots are the highest emissions could be found when testing, so only above points had been displayed. The amplitude of spurious emissions from the radiator which are attenuated more than 20dB below the limit need not be reported.

4) For frequencies above 1GHz, the field strength limits are based on average limits. However, the peak field strength of any emission shall not exceed the maximum permitted average limits specified above by more than 20 dB under any condition of modulation. For the emissions whose peak level is lower than the average limit, only the peak measurement is shown in the report.

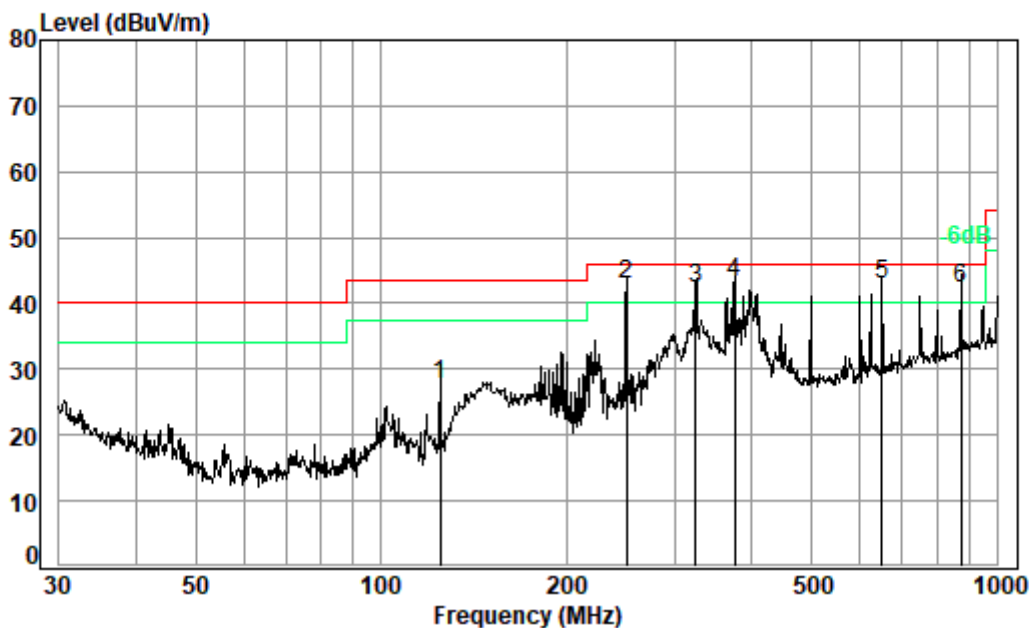
5). For Boat WLAN(AP mode), Pretest the EUT at AP1 antenna and AP2 antenna, found the AP1 antenna which is worst case for 802.11b/g mode; Pretest the EUT at AP1 antenna, AP2 antenna and MIMO mode, found the MIMO mode which is worst case for 802.11n HT20 and 802.11n HT40 mode;

For Dock WLAN(Station mode), Pretest the EUT at Sinclair1 Antenna, Sinclair2 Antenna, SANAV1 Antenna and SANAV2 antenna, found the Sinclair1 Antenna and SANAV1 Antenna which is worst case for 802.11b/g mode; Pretest the EUT at Sinclair1 Antenna, Sinclair2 Antenna, SANAV1 Antenna, SANAV2 antenna and MIMO mode, found the MIMO mode which is worst case for 802.11n HT20 and 802.11n HT40 mode;

So, Only the worst test data is recorded in the report.



Test Mode: 01; Polarity: Horizontal; Modulation:802.11b; Bandwidth:20MHz; Channel:Low



Condition: 3m HORIZONTAL

Job No. : 00028CR

Test Mode: 01

	Freq	Cable	Ant	Preamp	Read	Limit	Over	
	MHz	Loss	Factor	Factor	Level	Line	Limit	Remark
	MHz	dB	dB/m	dB	dBuV	dBuV/m	dBuV/m	dB
1	125.01	1.13	12.74	27.46	41.38	27.79	43.50	-15.71 QP
2	250.30	1.64	18.20	26.99	49.97	42.82	46.00	-3.18 QP
3	324.46	2.08	19.98	27.01	47.10	42.15	46.00	-3.85 QP
4 pp	374.62	2.23	22.20	27.27	45.90	43.06	46.00	-2.94 QP
5	649.66	2.80	26.30	28.02	41.74	42.82	46.00	-3.18 QP
6	875.25	3.45	28.94	27.30	37.19	42.28	46.00	-3.72 QP



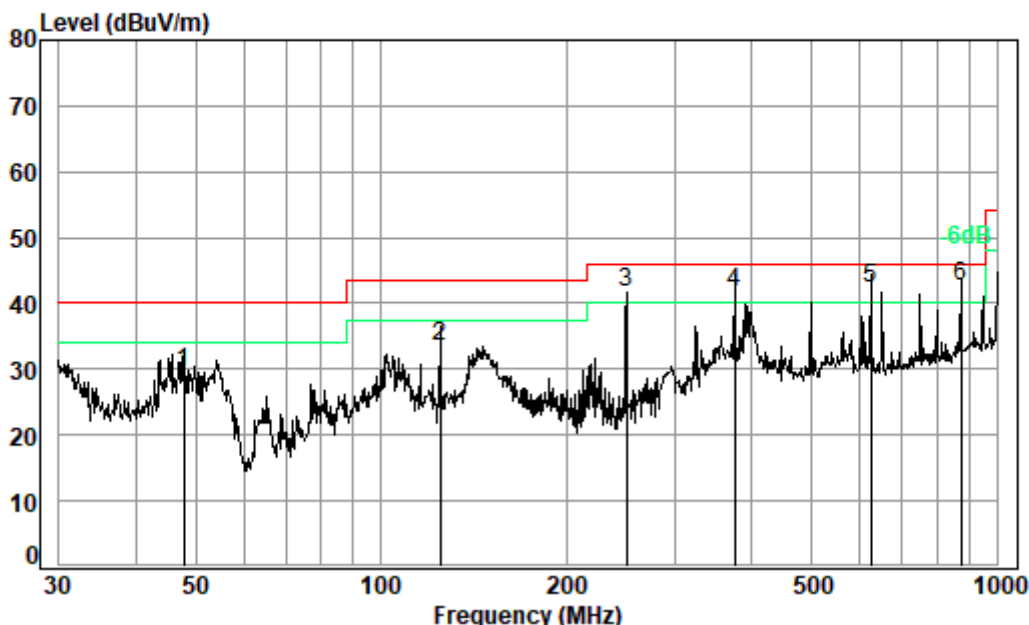
Unless otherwise agreed in writing, this document is issued by the Company subject to its General Conditions of Service printed overleaf, available on request or accessible at <http://www.sgs.com/en/Terms-and-Conditions.aspx> and, for electronic format documents, subject to Terms and Conditions for Electronic Documents at <http://www.sgs.com/en/Terms-and-Conditions/Terms-e-Documents.aspx>. Attention is drawn to the limitation of liability, indemnification and jurisdiction issues defined therein. Any holder of this document is advised that information contained hereon reflects the Company's findings at the time of its intervention only and within the limits of Client's instructions, if any. The Company's sole responsibility is to its Client and this document does not exonerate parties to a transaction from exercising all their rights and obligations under the transaction documents. This document cannot be reproduced except in full, without prior written approval of the Company. Any unauthorized alteration, forgery or falsification of the content or appearance of this document is unlawful and offenders may be prosecuted to the fullest extent of the law. Unless otherwise stated the results shown in this test report refer only to the sample(s) tested and such sample(s) are retained for 30 days only.

Attention: To check the authenticity of testing / inspection report and certificate, please contact us at telephone: (86-755) 8307 1443, or email: [CN.Doccheck@sgs.com](mailto:CN.Doccheck@sgs.com)

SGS-CSTC Standards Technical Services Co., Ltd.  
Shenzhen Branch

No.1 Workshop, M-10, Middle Section, Science & Technology Park, Shenzhen, China 518057 t (86-755) 26012053 f (86-755) 26710594 www.sgs.com.cn  
中国·深圳·科技园中区M-10栋一号厂房 邮编: 518057 t (86-755) 26012053 f (86-755) 26710594 sgs.china@sgs.com

Test Mode: 01; Polarity: Vertical; Modulation:802.11b; Bandwidth:20MHz; Channel:Low



Condition: 3m VERTICAL

Job No. : 00028CR

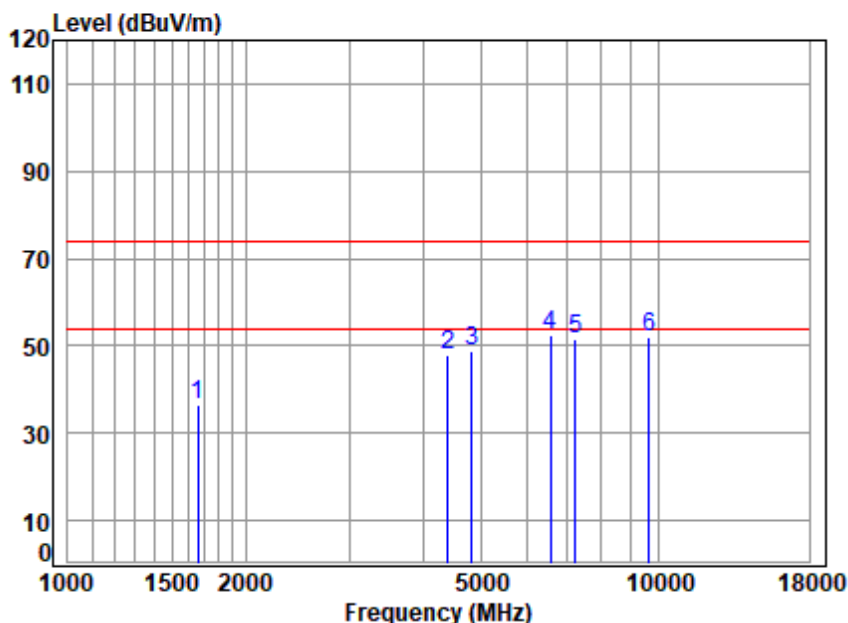
Test Mode: 01

	Freq	Cable	Ant	Preamp	Read	Limit	Over	
	MHz	Loss	Factor	Factor	Level	Line	Limit	Remark
	MHz	dB	dB/m	dB	dBuV	dBuV/m	dBuV/m	dB
1	47.83	0.70	14.69	27.69	41.90	29.60	40.00	-10.40 QP
2	125.01	1.13	12.74	27.46	47.17	33.58	43.50	-9.92 QP
3	250.30	1.64	18.20	26.99	48.94	41.79	46.00	-4.21 QP
4	374.62	2.23	22.20	27.27	44.39	41.55	46.00	-4.45 QP
5	625.08	2.75	26.60	28.07	41.02	42.30	46.00	-3.70 QP
6 pp	875.25	3.45	28.94	27.30	37.65	42.74	46.00	-3.26 QP



Test data for Boat WLAN(AP mode)

Test Mode: 01; Polarity: Horizontal; Modulation:802.11b; Bandwidth:20MHz; Channel:Low



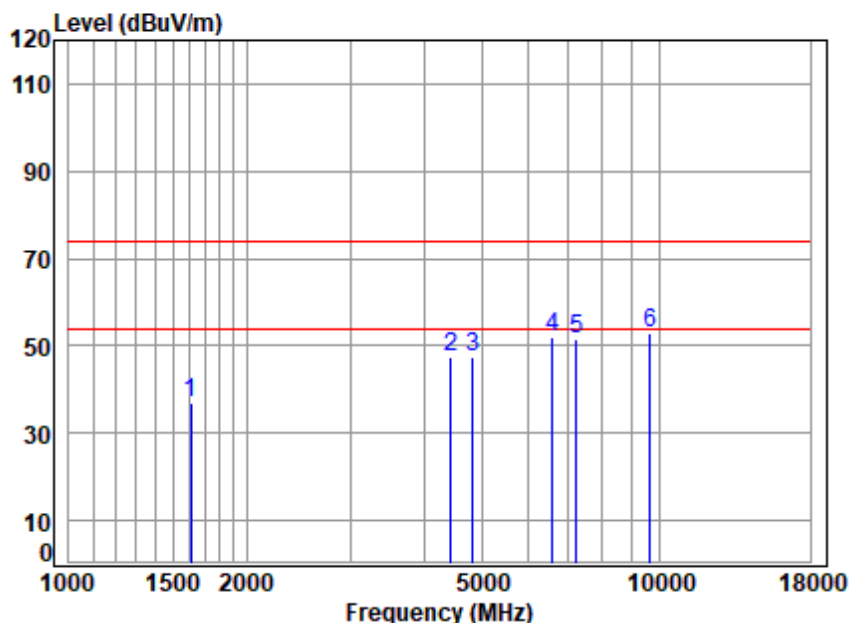
Site : chamber  
Condition: 3m HORIZONTAL  
Job No : 00028CR/00029CR  
Mode : 2412 TX RSE  
Note : 2.4G WIFI 11B

	Freq	Cable Loss	Ant Factor	Preamp Factor	Read Level	Level	Limit Line	Over Limit	Remark
	MHz	dB	dB/m	dB	dBuV	dBuV/m	dBuV/m	dB	
1	1663.137	3.40	26.52	40.04	46.71	36.59	74.00	-37.41	peak
2	4405.090	6.67	33.44	41.79	49.47	47.79	74.00	-26.21	peak
3	4824.000	7.12	34.00	42.16	49.78	48.74	74.00	-25.26	peak
4	6564.209	8.31	35.64	41.99	50.36	52.32	74.00	-21.68	peak
5	7236.000	8.77	36.09	41.48	48.38	51.76	74.00	-22.24	peak
6	9648.000	10.79	37.69	37.69	41.25	52.04	74.00	-21.96	peak





Test Mode: 01; Polarity: Vertical; Modulation:802.11b; Bandwidth:20MHz; Channel:Low

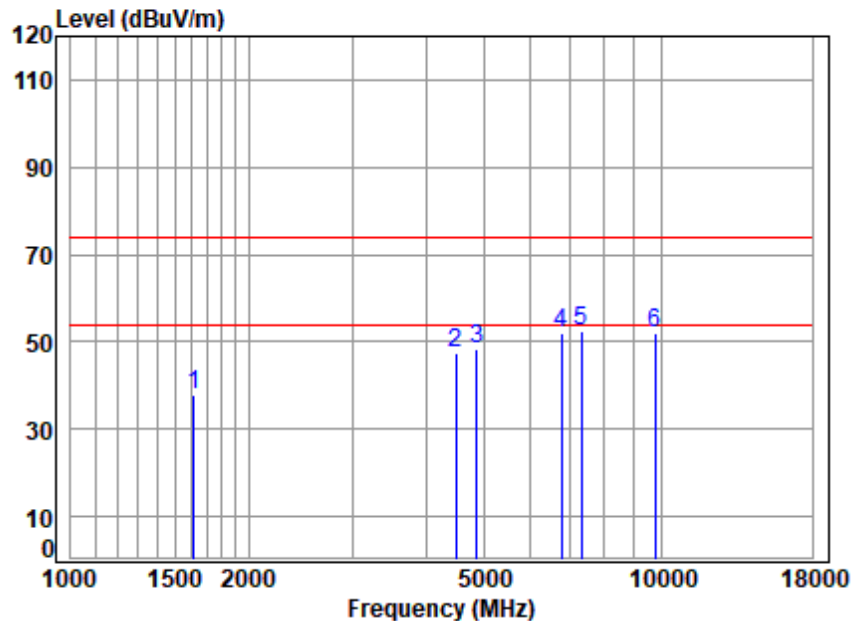


Site : chamber  
Condition: 3m VERTICAL  
Job No : 00028CR/00029CR  
Mode : 2412 TX RSE  
Note : 2.4G WIFI 11B

	Freq	Cable Loss	Ant Factor	Preamp Factor	Read Level	Level	Limit Line	Over Limit	Remark
	MHz	dB	dB/m	dB	dBuV	dBuV/m	dBuV/m	dB	
1	1611.091	3.36	26.30	40.01	47.22	36.87	74.00	-37.13	peak
2	4443.453	6.71	33.50	41.82	49.27	47.66	74.00	-26.34	peak
3	4824.000	7.12	34.00	42.16	48.67	47.63	74.00	-26.37	peak
4	6583.209	8.32	35.65	41.98	49.80	51.79	74.00	-22.21	peak
5	7236.000	8.77	36.09	41.48	48.23	51.61	74.00	-22.39	peak
6	9648.000	10.79	37.69	37.69	42.15	52.94	74.00	-21.06	peak



Test Mode: 01; Polarity: Horizontal; Modulation:802.11b; Bandwidth:20MHz; Channel:middle

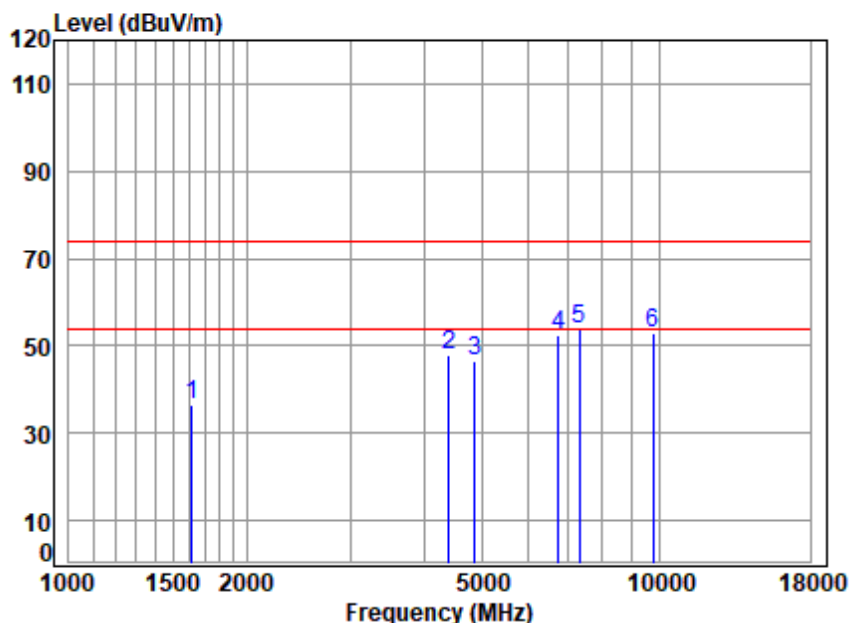


Site : chamber  
Condition: 3m HORIZONTAL  
Job No : 00028CR/00029CR  
Mode : 2437 TX RSE  
Note : 2.4G WIFI 11B

	Freq	Cable Loss	Ant Factor	Preamp Factor	Read Level	Level	Limit Line	Over Limit	Remark
	MHz	dB	dB/m	dB	dBuV	dBuV/m	dBuV/m	dB	
1	1615.754	3.36	26.32	40.02	48.11	37.77	74.00	-36.23	peak
2	4482.150	6.74	33.57	41.86	48.94	47.39	74.00	-26.61	peak
3	4874.000	7.17	34.05	42.20	49.16	48.18	74.00	-25.82	peak
4	6776.265	8.43	35.77	41.85	49.75	52.10	74.00	-21.90	peak
5	7311.000	8.84	36.15	41.41	48.71	52.29	74.00	-21.71	peak
6	9748.000	10.76	37.75	37.52	41.25	52.24	74.00	-21.76	peak



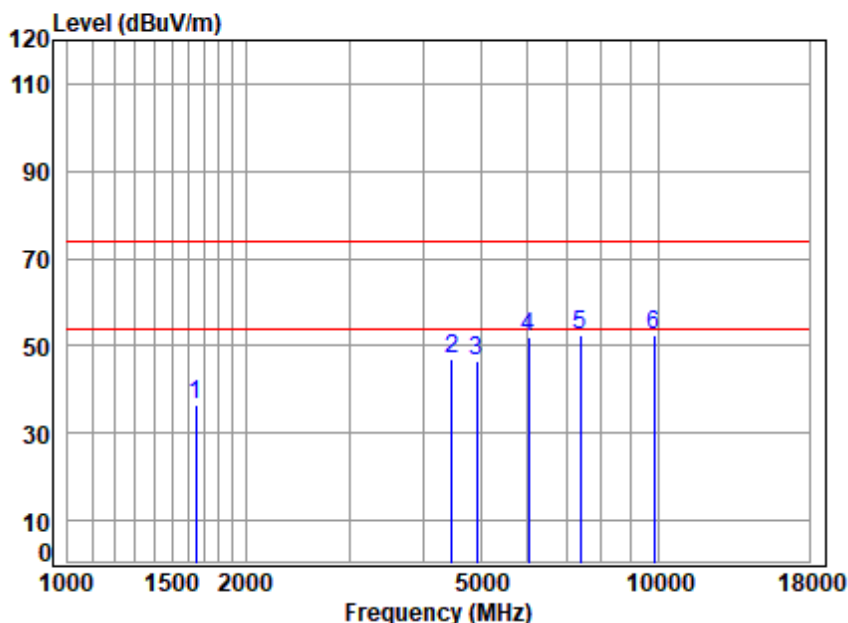
Test Mode: 01; Polarity: Vertical; Modulation:802.11b; Bandwidth:20MHz; Channel:middle



Site : chamber  
Condition: 3m VERTICAL  
Job No : 00028CR/00029CR  
Mode : 2437 TX RSE  
Note : 2.4G WIFI 11B

	Freq	Cable Loss	Ant Factor	Preamp Factor	Read Level	Level	Limit Line	Over Limit	Remark
	MHz	dB	dB/m	dB	dBuV	dBuV/m	dBuV/m	dB	
1	1615.754	3.36	26.32	40.02	46.87	36.53	74.00	-37.47	peak
2	4405.090	6.67	33.44	41.79	49.55	47.87	74.00	-26.13	peak
3	4874.000	7.17	34.05	42.20	47.73	46.75	74.00	-27.25	peak
4	6756.708	8.42	35.76	41.86	49.99	52.31	74.00	-21.69	peak
5	7311.000	8.84	36.15	41.41	50.07	53.65	74.00	-20.35	peak
6	9748.000	10.76	37.75	37.52	41.91	52.90	74.00	-21.10	peak

Test Mode: 01; Polarity: Horizontal; Modulation:802.11b; Bandwidth:20MHz; Channel:High



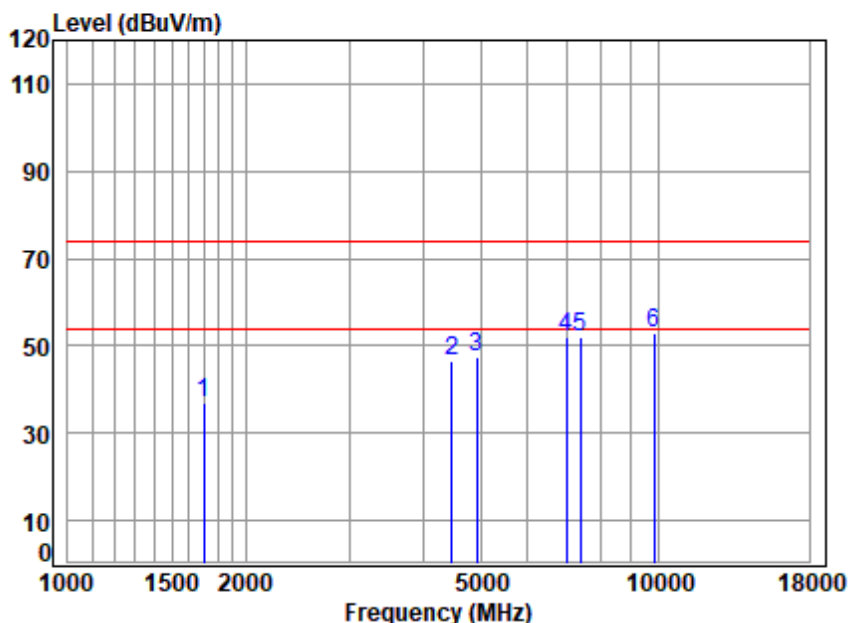
Site : chamber  
Condition: 3m HORIZONTAL  
Job No : 00028CR/00029CR  
Mode : 2462 TX RSE  
Note : 2.4G WIFI 11B

	Freq	Cable Loss	Ant Factor	Preamp Factor	Read Level	Level	Limit Line	Over Limit	Remark
	MHz	dB	dB/m	dB	dBuV	dBuV/m	dBuV/m	dB	
1	1648.778	3.39	26.46	40.03	46.84	36.66	74.00	-37.34	peak
2	4469.214	6.73	33.55	41.85	48.36	46.79	74.00	-27.21	peak
3	4924.000	7.22	34.11	42.24	47.37	46.46	74.00	-27.54	peak
4	6036.421	8.26	35.14	42.37	50.97	52.00	74.00	-22.00	peak
5	7386.000	8.91	36.21	41.34	48.57	52.35	74.00	-21.65	peak
6	9848.000	10.73	37.81	37.35	41.27	52.46	74.00	-21.54	peak





Test Mode: 01; Polarity: Vertical; Modulation:802.11b; Bandwidth:20MHz; Channel:High

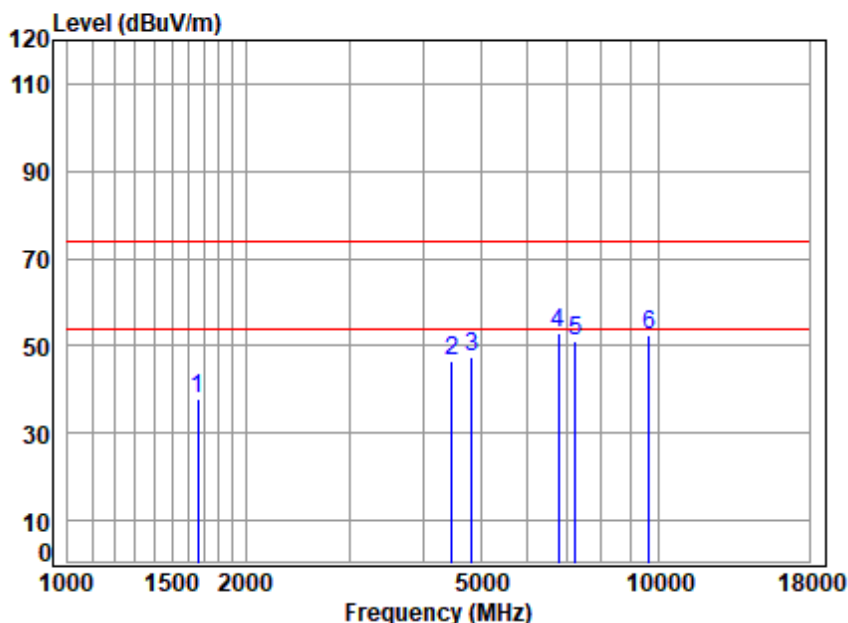


Site : chamber  
Condition: 3m VERTICAL  
Job No : 00028CR/00029CR  
Mode : 2462 TX RSE  
Note : 2.4G WIFI 11B

	Freq	Cable Loss	Ant Factor	Preamp Factor	Read Level	Level	Limit Line	Over Limit	Remark
	MHz	dB	dB/m	dB	dBuV	dBuV/m	dBuV/m	dB	
1	1697.129	3.43	26.66	40.06	47.05	37.08	74.00	-36.92	peak
2	4469.214	6.73	33.55	41.85	47.99	46.42	74.00	-27.58	peak
3	4924.000	7.22	34.11	42.24	48.31	47.40	74.00	-26.60	peak
4	6995.172	8.54	35.90	41.70	49.34	52.08	74.00	-21.92	peak
5	7386.000	8.91	36.21	41.34	48.12	51.90	74.00	-22.10	peak
6	9848.000	10.73	37.81	37.35	41.64	52.83	74.00	-21.17	peak



Test Mode: 01; Polarity: Horizontal; Modulation:802.11g; Bandwidth:20MHz; Channel:Low



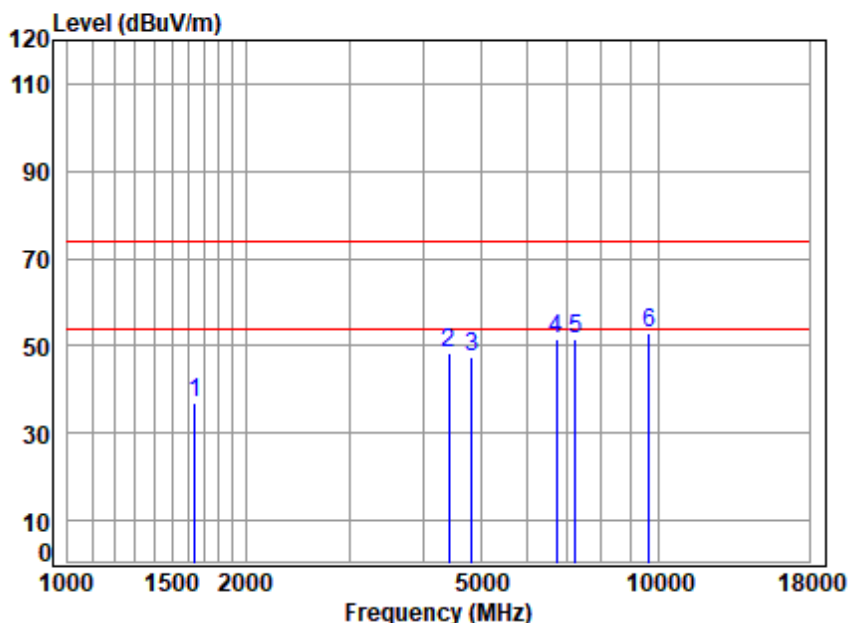
Site : chamber  
Condition: 3m HORIZONTAL  
Job No : 00028CR/00029CR  
Mode : 2412 TX RSE  
Note : 2.4G WIFI 11G

	Freq	Cable Loss	Ant Factor	Preamp Factor	Read Level	Level	Limit Line	Over Limit	Remark
	MHz	dB	dB/m	dB	dBuV	dBuV/m	dBuV/m	dB	
1	1658.337	3.40	26.50	40.04	47.95	37.81	74.00	-36.19	peak
2	4469.214	6.73	33.55	41.85	48.16	46.59	74.00	-27.41	peak
3	4824.000	7.12	34.00	42.16	48.37	47.33	74.00	-26.67	peak
4	6776.265	8.43	35.77	41.85	50.59	52.94	74.00	-21.06	peak
5	7236.000	8.77	36.09	41.48	47.64	51.02	74.00	-22.98	peak
6	9648.000	10.79	37.69	37.69	41.84	52.63	74.00	-21.37	peak



Unless otherwise agreed in writing, this document is issued by the Company subject to its General Conditions of Service printed overleaf, available on request or accessible at <http://www.sgs.com/en/Terms-and-Conditions.aspx> and, for electronic format documents, subject to Terms and Conditions for Electronic Documents at <http://www.sgs.com/en/Terms-and-Conditions/Terms-e-Documents.aspx>. Attention is drawn to the limitation of liability, indemnification and jurisdiction issues defined therein. Any holder of this document is advised that information contained hereon reflects the Company's findings at the time of its intervention only and within the limits of Client's instructions, if any. The Company's sole responsibility is to its Client and this document does not exonerate parties to a transaction from exercising all their rights and obligations under the transaction documents. This document cannot be reproduced except in full, without prior written approval of the Company. Any unauthorized alteration, forgery or falsification of the content or appearance of this document is unlawful and offenders may be prosecuted to the fullest extent of the law. Unless otherwise stated the results shown in this test report refer only to the sample(s) tested and such sample(s) are retained for 30 days only.

Test Mode: 01; Polarity: Vertical; Modulation:802.11g; Bandwidth:20MHz; Channel:Low

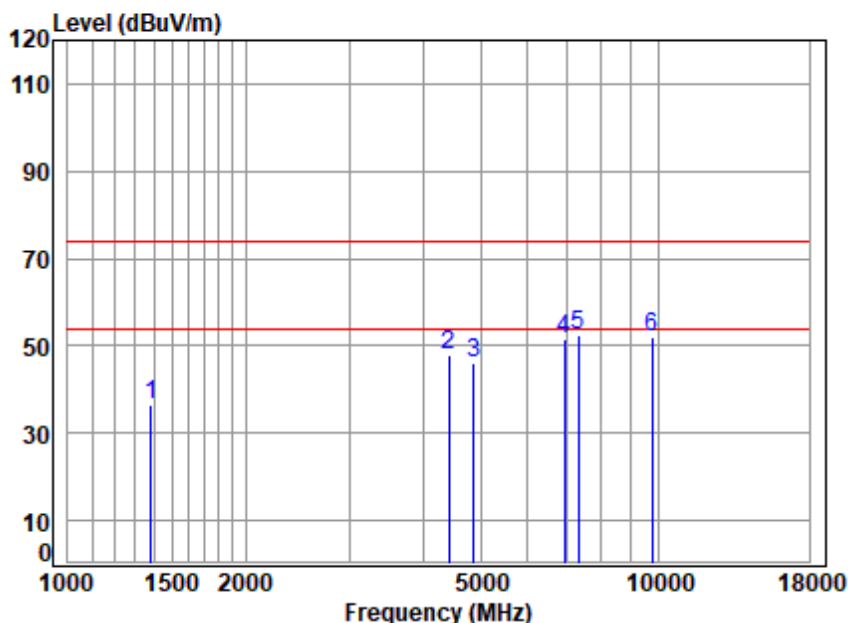


Site : chamber  
Condition: 3m VERTICAL  
Job No : 00028CR/00029CR  
Mode : 2412 TX RSE  
Note : 2.4G WIFI 11G

	Freq	Cable Loss	Ant Factor	Preamp Factor	Read Level	Level	Limit Line	Over Limit	Remark
	MHz	dB	dB/m	dB	dBuV	dBuV/m	dBuV/m	dB	
1	1644.019	3.38	26.44	40.03	47.35	37.14	74.00	-36.86	peak
2	4417.841	6.68	33.46	41.80	49.93	48.27	74.00	-25.73	peak
3	4824.000	7.12	34.00	42.16	48.30	47.26	74.00	-26.74	peak
4	6717.762	8.40	35.73	41.89	49.36	51.60	74.00	-22.40	peak
5	7236.000	8.77	36.09	41.48	47.98	51.36	74.00	-22.64	peak
6	9648.000	10.79	37.69	37.69	42.21	53.00	74.00	-21.00	peak



Test Mode: 01; Polarity: Horizontal; Modulation:802.11g; Bandwidth:20MHz; Channel:middle



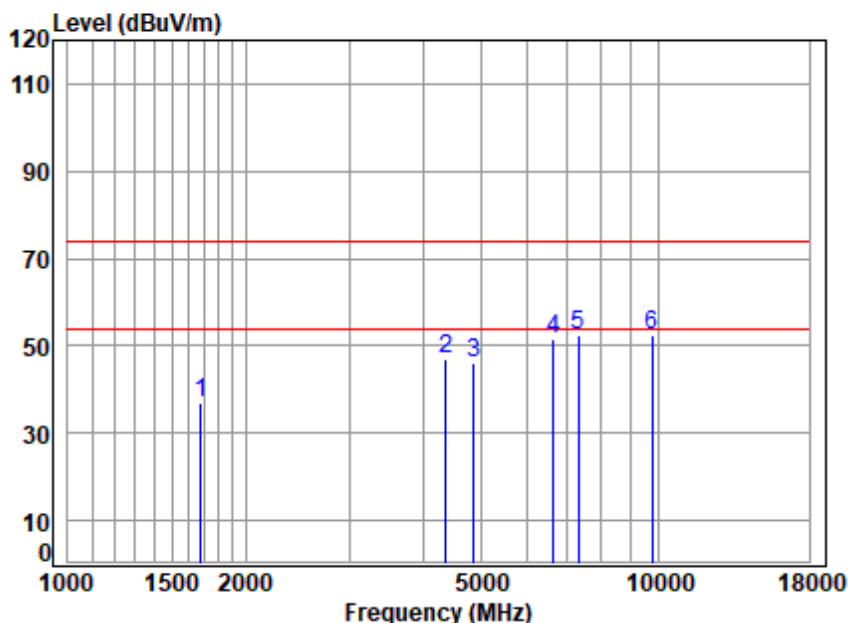
Site : chamber  
Condition: 3m HORIZONTAL  
Job No : 00028CR/00029CR  
Mode : 2437 TX RSE  
Note : 2.4G WIFI 11G

	Freq	Cable Loss	Ant Factor	Preamp Factor	Read Level	Level	Limit Line	Over Limit	Remark
	MHz	dB	dB/m	dB	dBuV	dBuV/m	dBuV/m	dB	
1	1386.264	3.08	25.37	39.88	47.82	36.39	74.00	-37.61	peak
2	4417.841	6.68	33.46	41.80	49.38	47.72	74.00	-26.28	peak
3	4874.000	7.17	34.05	42.20	47.12	46.14	74.00	-27.86	peak
4	6934.778	8.51	35.86	41.74	49.02	51.65	74.00	-22.35	peak
5	7311.000	8.84	36.15	41.41	48.72	52.30	74.00	-21.70	peak
6	9748.000	10.76	37.75	37.52	41.15	52.14	74.00	-21.86	peak





Test Mode: 01; Polarity: Vertical; Modulation:802.11g; Bandwidth:20MHz; Channel:middle

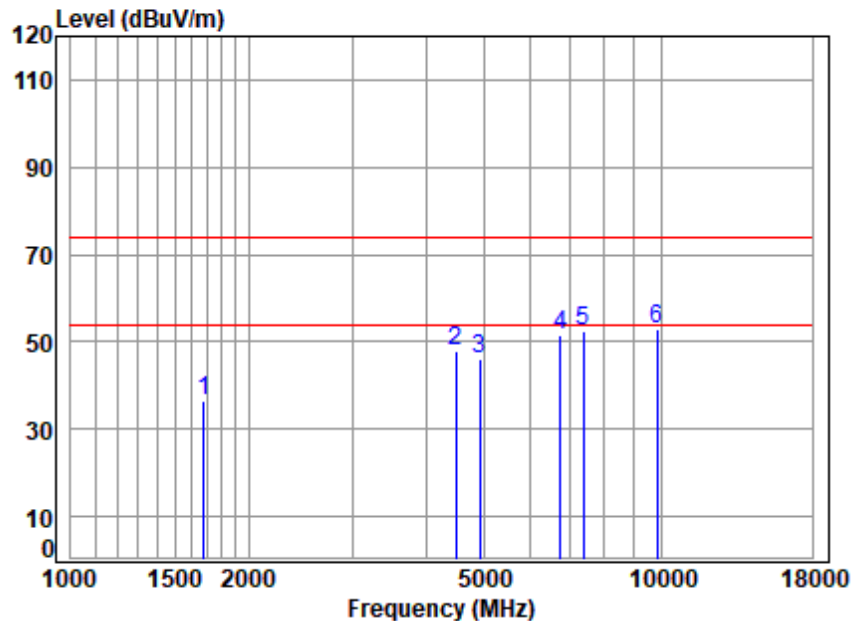


Site : chamber  
Condition: 3m VERTICAL  
Job No : 00028CR/00029CR  
Mode : 2437 TX RSE  
Note : 2.4G WIFI 11G

	Freq	Cable Loss	Ant Factor	Preamp Factor	Read Level	Level	Limit Line	Over Limit	Remark
	MHz	dB	dB/m	dB	dBuV	dBuV/m	dBuV/m	dB	
1	1682.477	3.42	26.60	40.05	46.98	36.95	74.00	-37.05	peak
2	4367.058	6.64	33.37	41.75	48.88	47.14	74.00	-26.86	peak
3	4874.000	7.17	34.05	42.20	47.04	46.06	74.00	-27.94	peak
4	6640.542	8.36	35.69	41.94	49.66	51.77	74.00	-22.23	peak
5	7311.000	8.84	36.15	41.41	49.00	52.58	74.00	-21.42	peak
6	9748.000	10.76	37.75	37.52	41.68	52.67	74.00	-21.33	peak



Test Mode: 01; Polarity: Horizontal; Modulation:802.11g; Bandwidth:20MHz; Channel:High

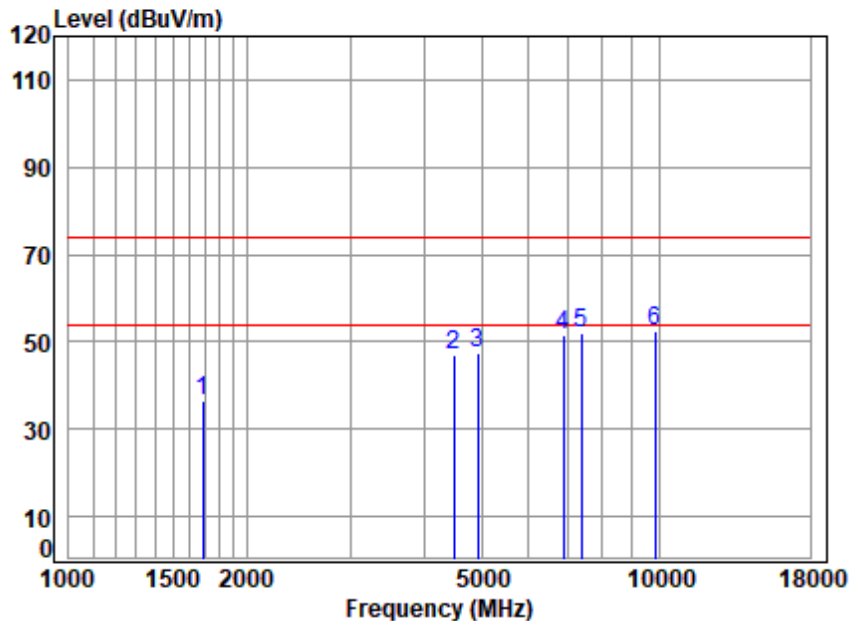


Site : chamber  
Condition: 3m HORIZONTAL  
Job No : 00028CR/00029CR  
Mode : 2462 TX RSE  
Note : 2.4G WIFI 11G

	Freq	Cable Loss	Ant Factor	Preamp Factor	Read Level	Level	Limit Line	Over Limit	Remark
	MHz	dB	dB/m	dB	dBuV	dBuV/m	dBuV/m	dB	
1	1677.621	3.41	26.58	40.05	46.46	36.40	74.00	-37.60	peak
2	4482.150	6.74	33.57	41.86	49.59	48.04	74.00	-25.96	peak
3	4924.000	7.22	34.11	42.24	47.11	46.20	74.00	-27.80	peak
4	6737.207	8.41	35.75	41.87	49.47	51.76	74.00	-22.24	peak
5	7386.000	8.91	36.21	41.34	48.91	52.69	74.00	-21.31	peak
6	9848.000	10.73	37.81	37.35	41.62	52.81	74.00	-21.19	peak



Test Mode: 01; Polarity: Vertical; Modulation:802.11g; Bandwidth:20MHz; Channel:High

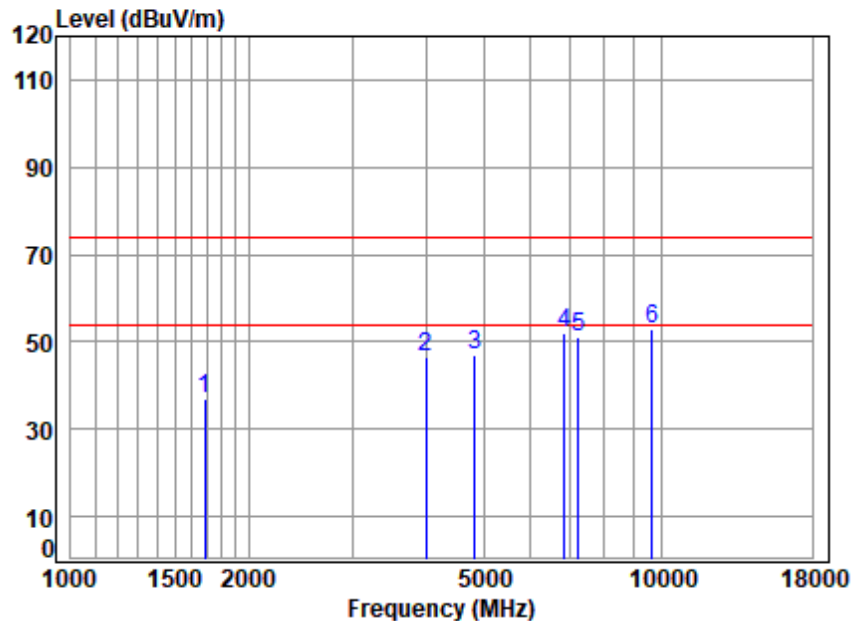


Site : chamber  
Condition: 3m VERTICAL  
Job No : 00028CR/00029CR  
Mode : 2462 TX RSE  
Note : 2.4G WIFI 11G

	Freq	Cable Loss	Ant Factor	Preamp Factor	Read Level	Level	Limit Line	Over Limit	Remark
	MHz	dB	dB/m	dB	dBuV	dBuV/m	dBuV/m	dB	
1	1687.347	3.42	26.62	40.05	46.59	36.58	74.00	-37.42	peak
2	4482.150	6.74	33.57	41.86	48.66	47.11	74.00	-26.89	peak
3	4924.000	7.22	34.11	42.24	48.56	47.65	74.00	-26.35	peak
4	6874.906	8.48	35.83	41.78	49.05	51.58	74.00	-22.42	peak
5	7386.000	8.91	36.21	41.34	48.21	51.99	74.00	-22.01	peak
6	9848.000	10.73	37.81	37.35	41.06	52.25	74.00	-21.75	peak



Test Mode: 01; Polarity: Horizontal; Modulation:802.11n; Bandwidth:20MHz; Channel:Low



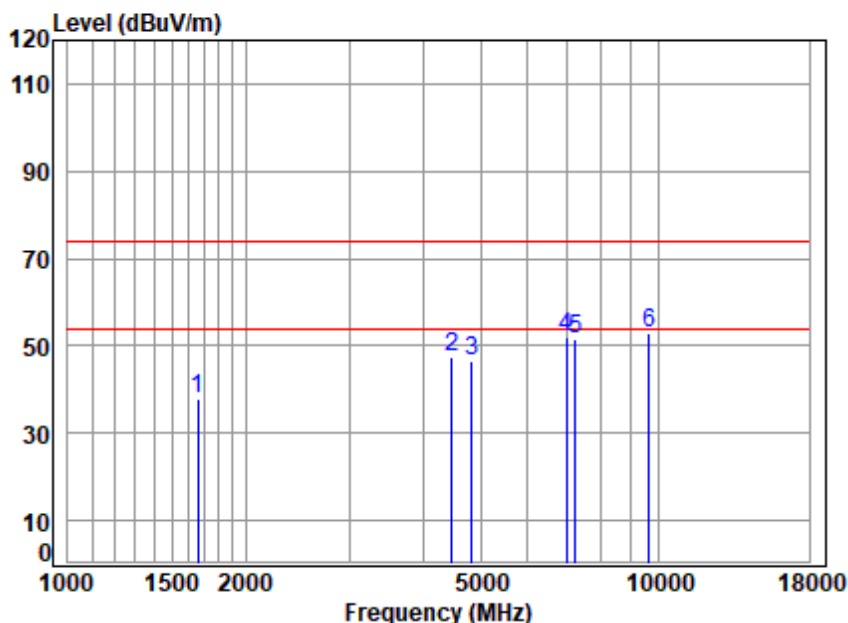
Site : chamber  
Condition: 3m HORIZONTAL  
Job No : 00028CR/00029CR  
Mode : 2412 TX RSE  
Note : 2.4G WIFI 11N20

	Freq	Cable Loss	Ant Factor	Preamp Factor	Read Level	Level	Limit Line	Over Limit	Remark
	MHz	dB	dB/m	dB	dBuV	dBuV/m	dBuV/m	dB	
1	1687.347	3.42	26.62	40.05	46.80	36.79	74.00	-37.21	peak
2	3992.781	6.27	32.69	41.40	48.95	46.51	74.00	-27.49	peak
3	4824.000	7.12	34.00	42.16	48.08	47.04	74.00	-26.96	peak
4	6855.063	8.47	35.82	41.80	49.55	52.04	74.00	-21.96	peak
5	7236.000	8.77	36.09	41.48	47.64	51.02	74.00	-22.98	peak
6	9648.000	10.79	37.69	37.69	42.00	52.79	74.00	-21.21	peak





Test Mode: 01; Polarity: Vertical; Modulation:802.11n; Bandwidth:20MHz; Channel:Low

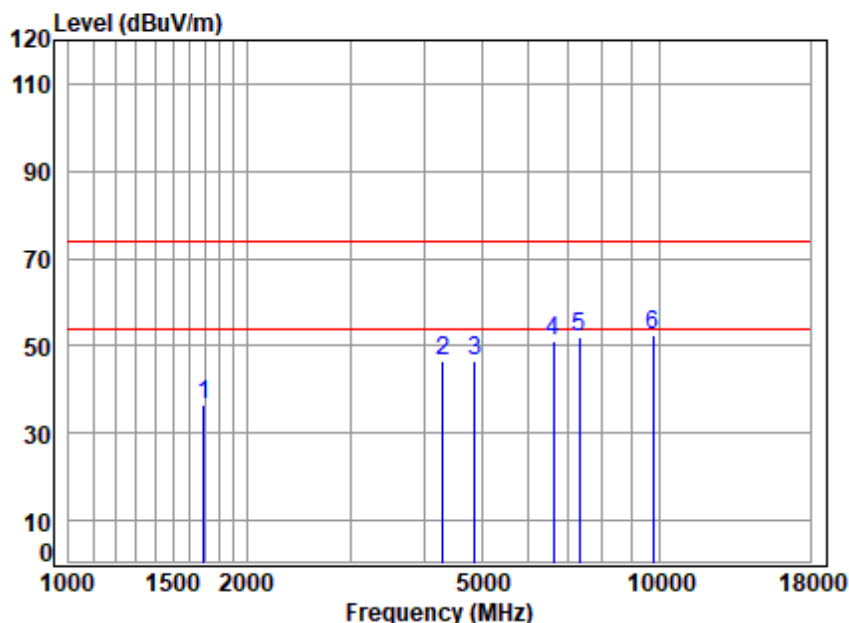


Site : chamber  
Condition: 3m VERTICAL  
Job No : 00028CR/00029CR  
Mode : 2412 TX RSE  
Note : 2.4G WIFI 11N20

	Freq	Cable Loss	Ant Factor	Preamp Factor	Read Level	Level	Limit Line	Over Limit	Remark
	MHz	dB	dB/m	dB	dBuV	dBuV/m	dBuV/m	dB	
1	1663.137	3.40	26.52	40.04	47.93	37.81	74.00	-36.19	peak
2	4469.214	6.73	33.55	41.85	48.84	47.27	74.00	-26.73	peak
3	4824.000	7.12	34.00	42.16	47.70	46.66	74.00	-27.34	peak
4	6974.982	8.53	35.89	41.72	49.17	51.87	74.00	-22.13	peak
5	7236.000	8.77	36.09	41.48	47.97	51.35	74.00	-22.65	peak
6	9648.000	10.79	37.69	37.69	41.91	52.70	74.00	-21.30	peak



Test Mode: 01; Polarity: Horizontal; Modulation:802.11n; Bandwidth:20MHz; Channel:middle

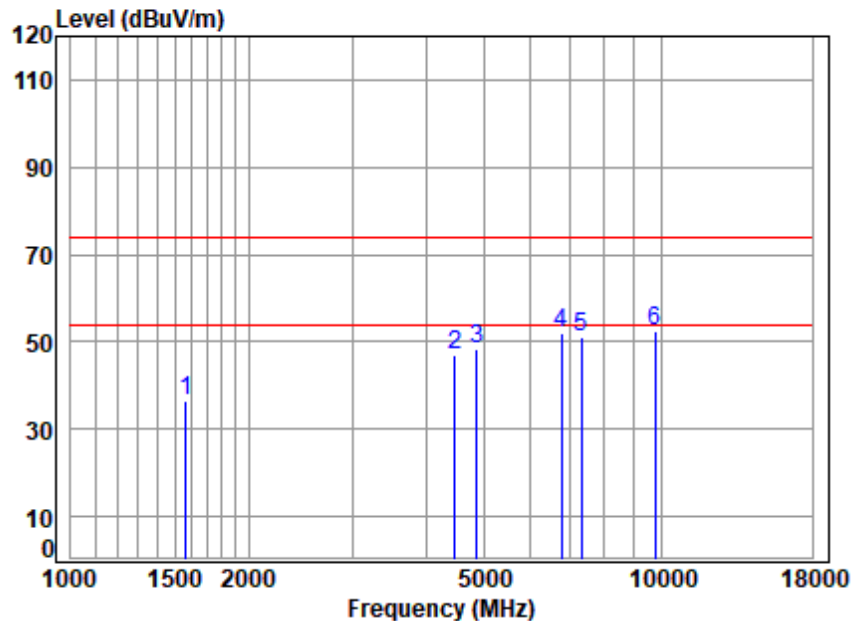


Site : chamber  
Condition: 3m HORIZONTAL  
Job No : 00028CR/00029CR  
Mode : 2437 TX RSE  
Note : 2.4G WIFI 11N20

	Freq	Cable Loss	Ant Factor	Preamp Factor	Read Level	Level	Limit Line	Over Limit	Remark
	MHz	dB	dB/m	dB	dBuV	dBuV/m	dBuV/m	dB	
1	1692.231	3.42	26.64	40.06	46.36	36.36	74.00	-37.64	peak
2	4304.400	6.58	33.26	41.70	48.19	46.33	74.00	-27.67	peak
3	4874.000	7.17	34.05	42.20	47.60	46.62	74.00	-27.38	peak
4	6621.375	8.34	35.67	41.95	49.16	51.22	74.00	-22.78	peak
5	7311.000	8.84	36.15	41.41	48.23	51.81	74.00	-22.19	peak
6	9748.000	10.76	37.75	37.52	41.27	52.26	74.00	-21.74	peak



Test Mode: 01; Polarity: Vertical; Modulation:802.11n; Bandwidth:20MHz; Channel:middle

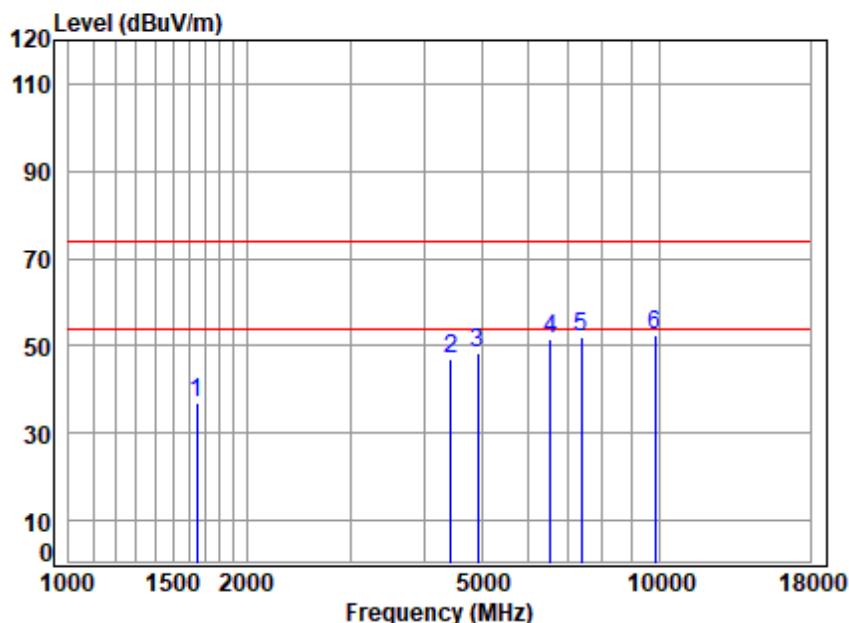


Site : chamber  
Condition: 3m VERTICAL  
Job No : 00028CR/00029CR  
Mode : 2437 TX RSE  
Note : 2.4G WIFI 11N20

	Freq	Cable Loss	Ant Factor	Preamp Factor	Read Level	Level	Limit Line	Over Limit	Remark
	MHz	dB	dB/m	dB	dBuV	dBuV/m	dBuV/m	dB	
1	1565.191	3.32	26.10	39.99	46.87	36.30	74.00	-37.70	peak
2	4469.214	6.73	33.55	41.85	48.67	47.10	74.00	-26.90	peak
3	4874.000	7.17	34.05	42.20	49.20	48.22	74.00	-25.78	peak
4	6776.265	8.43	35.77	41.85	49.53	51.88	74.00	-22.12	peak
5	7311.000	8.84	36.15	41.41	47.67	51.25	74.00	-22.75	peak
6	9748.000	10.76	37.75	37.52	41.34	52.33	74.00	-21.67	peak



Test Mode: 01; Polarity: Horizontal; Modulation:802.11n; Bandwidth:20MHz; Channel:High

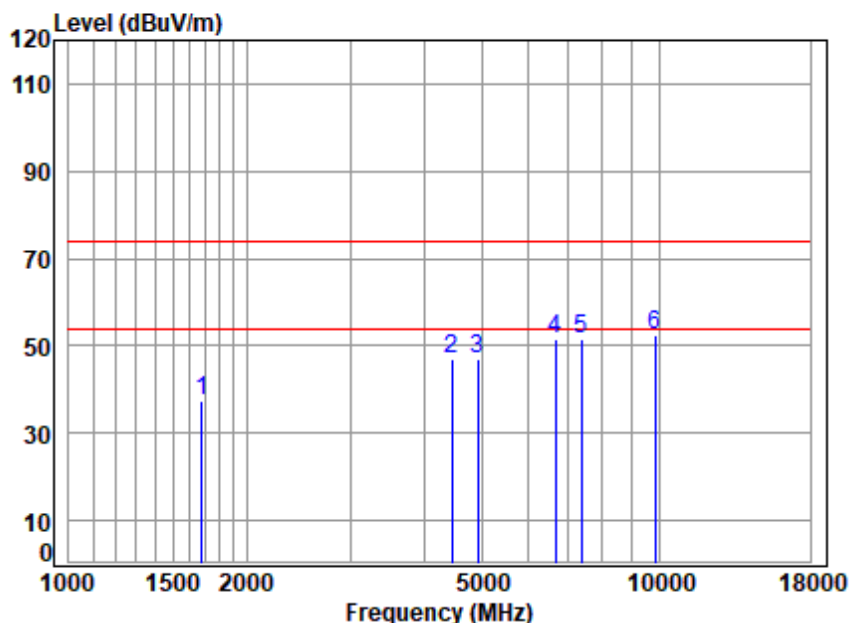


Site : chamber  
Condition: 3m HORIZONTAL  
Job No : 00028CR/00029CR  
Mode : 2462 TX RSE  
Note : 2.4G WIFI 11N20

	Freq	Cable Loss	Ant Factor	Preamp Factor	Read Level	Level	Limit Line	Over Limit	Remark
	MHz	dB	dB/m	dB	dBuV	dBuV/m	dBuV/m	dB	
1	1648.778	3.39	26.46	40.03	47.32	37.14	74.00	-36.86	peak
2	4443.453	6.71	33.50	41.82	48.51	46.90	74.00	-27.10	peak
3	4924.000	7.22	34.11	42.24	49.46	48.55	74.00	-25.45	peak
4	6545.263	8.30	35.63	42.01	49.78	51.70	74.00	-22.30	peak
5	7386.000	8.91	36.21	41.34	48.02	51.80	74.00	-22.20	peak
6	9848.000	10.73	37.81	37.35	41.11	52.30	74.00	-21.70	peak



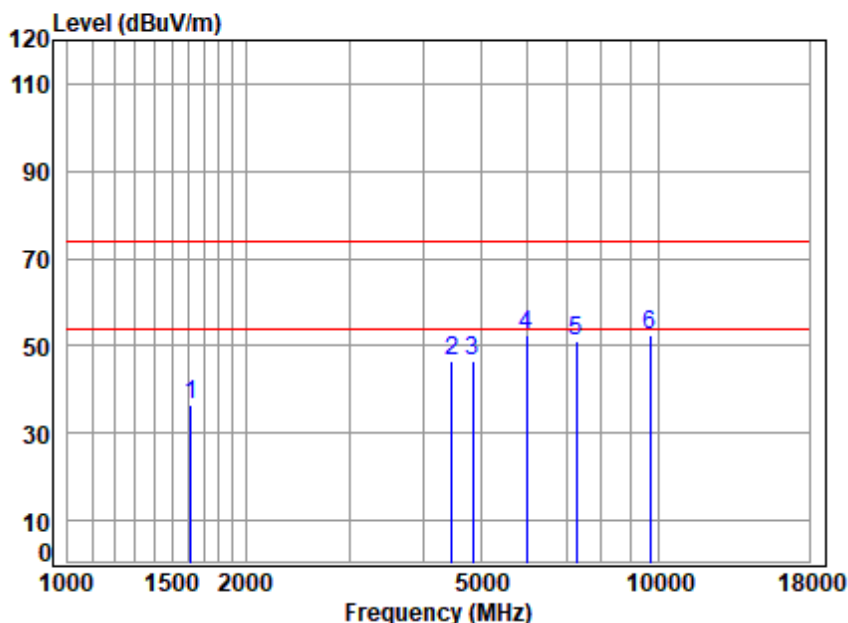
Test Mode: 01; Polarity: Vertical; Modulation:802.11n; Bandwidth:20MHz; Channel:High



Site : chamber  
Condition: 3m VERTICAL  
Job No : 00028CR/00029CR  
Mode : 2462 TX RSE  
Note : 2.4G WIFI 11N20

	Freq	Cable Loss	Ant Factor	Preamp Factor	Read Level	Level	Limit Line	Over Limit	Remark
	MHz	dB	dB/m	dB	dBuV	dBuV/m	dBuV/m	dB	
1	1677.621	3.41	26.58	40.05	47.61	37.55	74.00	-36.45	peak
2	4456.315	6.72	33.53	41.84	48.68	47.09	74.00	-26.91	peak
3	4924.000	7.22	34.11	42.24	47.81	46.90	74.00	-27.10	peak
4	6659.763	8.37	35.70	41.93	49.20	51.34	74.00	-22.66	peak
5	7386.000	8.91	36.21	41.34	47.99	51.77	74.00	-22.23	peak
6	9848.000	10.73	37.81	37.35	41.07	52.26	74.00	-21.74	peak

Test Mode: 01; Polarity: Horizontal; Modulation:802.11n; Bandwidth:40MHz; Channel:Low

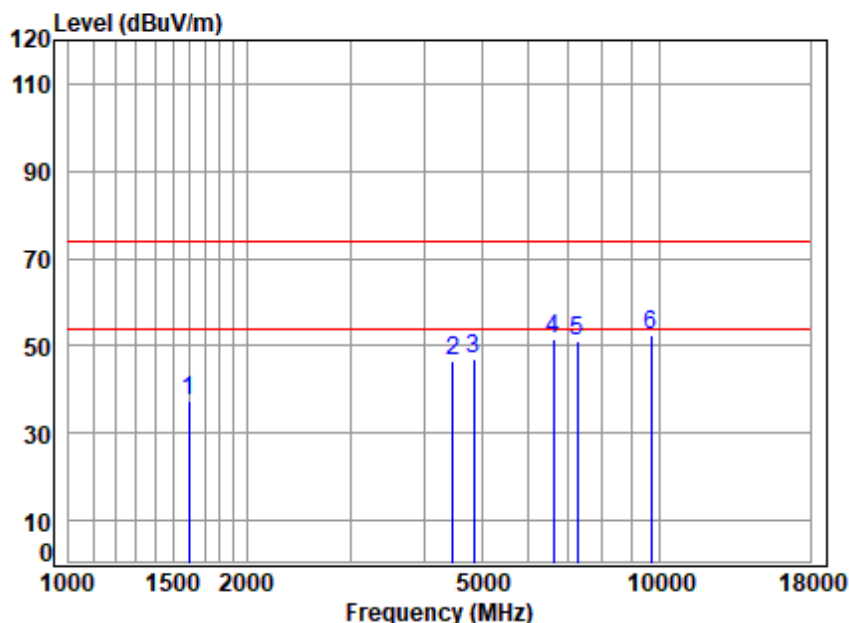


Site : chamber  
Condition: 3m HORIZONTAL  
Job No : 00028CR/00029CR  
Mode : 2422 TX RSE  
Note : 2.4G WIFI 11N40

	Freq	Cable Loss	Ant Factor	Preamp Factor	Read Level	Level	Limit Line	Over Limit	Remark
	MHz	dB	dB/m	dB	dBuV	dBuV/m	dBuV/m	dB	
1	1615.754	3.36	26.32	40.02	46.96	36.62	74.00	-37.38	peak
2	4469.214	6.73	33.55	41.85	48.23	46.66	74.00	-27.34	peak
3	4844.000	7.14	34.02	42.17	47.41	46.40	74.00	-27.60	peak
4	5984.305	8.26	35.08	42.40	51.56	52.50	74.00	-21.50	peak
5	7266.000	8.79	36.12	41.45	47.63	51.09	74.00	-22.91	peak
6	9688.000	10.78	37.71	37.63	41.43	52.29	74.00	-21.71	peak



Test Mode: 01; Polarity: Vertical; Modulation:802.11n; Bandwidth:40MHz; Channel:Low

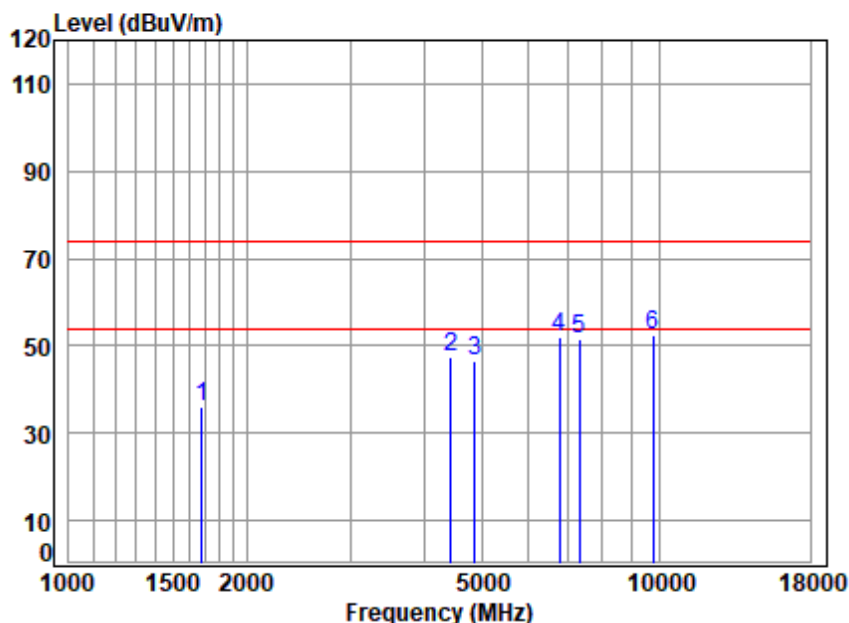


Site : chamber  
Condition: 3m VERTICAL  
Job No : 00028CR/00029CR  
Mode : 2422 TX RSE  
Note : 2.4G WIFI 11N40

	Freq	Cable Loss	Ant Factor	Preamp Factor	Read Level	Level	Limit Line	Over Limit	Remark
	MHz	dB	dB/m	dB	dBuV	dBuV/m	dBuV/m	dB	
1	1597.181	3.35	26.24	40.01	47.85	37.43	74.00	-36.57	peak
2	4469.214	6.73	33.55	41.85	48.17	46.60	74.00	-27.40	peak
3	4844.000	7.14	34.02	42.17	48.00	46.99	74.00	-27.01	peak
4	6621.375	8.34	35.67	41.95	49.44	51.50	74.00	-22.50	peak
5	7266.000	8.79	36.12	41.45	47.57	51.03	74.00	-22.97	peak
6	9688.000	10.78	37.71	37.63	41.53	52.39	74.00	-21.61	peak



Test Mode: 01; Polarity: Horizontal; Modulation:802.11n; Bandwidth:40MHz; Channel:middle



Site : chamber  
Condition: 3m HORIZONTAL  
Job No : 00028CR/00029CR  
Mode : 2437 TX RSE  
Note : 2.4G WIFI 11N40

	Freq	Cable Loss	Ant Factor	Preamp Factor	Read Level	Level	Limit Line	Over Limit	Remark
	MHz	dB	dB/m	dB	dBuV	dBuV/m	dBuV/m	dB	
1	1677.621	3.41	26.58	40.05	46.23	36.17	74.00	-37.83	peak
2	4443.453	6.71	33.50	41.82	49.19	47.58	74.00	-26.42	peak
3	4874.000	7.17	34.05	42.20	47.64	46.66	74.00	-27.34	peak
4	6776.265	8.43	35.77	41.85	49.65	52.00	74.00	-22.00	peak
5	7311.000	8.84	36.15	41.41	47.96	51.54	74.00	-22.46	peak
6	9748.000	10.76	37.75	37.52	41.58	52.57	74.00	-21.43	peak



Unless otherwise agreed in writing, this document is issued by the Company subject to its General Conditions of Service printed overleaf, available on request or accessible at <http://www.sgs.com/en/Terms-and-Conditions.aspx> and, for electronic format documents, subject to Terms and Conditions for Electronic Documents at <http://www.sgs.com/en/Terms-and-Conditions/Terms-e-Documents.aspx>. Attention is drawn to the limitation of liability, indemnification and jurisdiction issues defined therein. Any holder of this document is advised that information contained hereon reflects the Company's findings at the time of its intervention only and within the limits of Client's instructions, if any. The Company's sole responsibility is to its Client and this document does not exonerate parties to a transaction from exercising all their rights and obligations under the transaction documents. This document cannot be reproduced except in full, without prior written approval of the Company. Any unauthorized alteration, forgery or falsification of the content or appearance of this document is unlawful and offenders may be prosecuted to the fullest extent of the law. Unless otherwise stated the results shown in this test report refer only to the sample(s) tested and such sample(s) are retained for 30 days only.

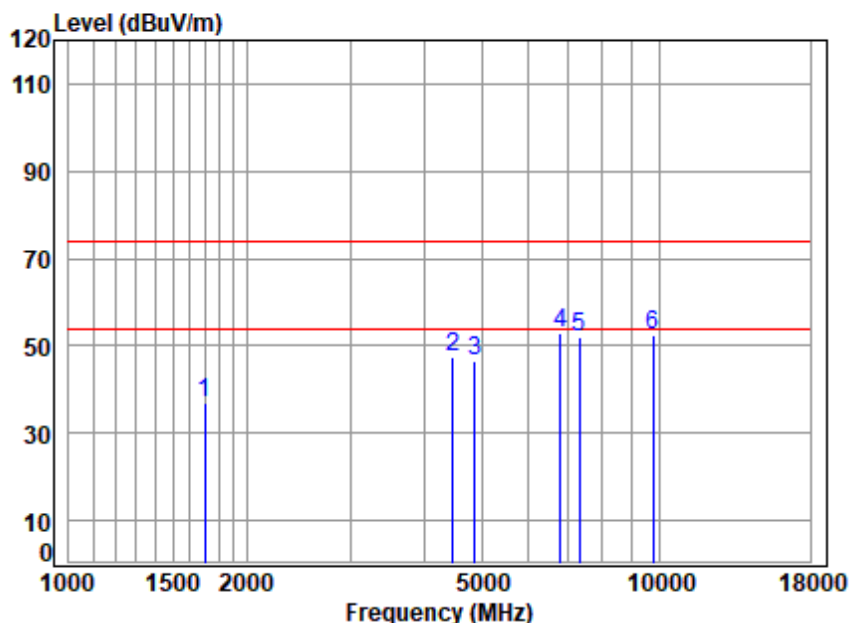
Attention: To check the authenticity of testing / inspection report & certificate, please contact us at telephone: (86-755) 8307 1443, or email: [CN.Doccheck@sgs.com](mailto:CN.Doccheck@sgs.com)

SGS-CSTC Standards Technical Services Co., Ltd.  
Shenzhen Branch

No.1 Workshop, M-10, Middle Section, Science & Technology Park, Shenzhen, China 518057 t (86-755) 26012053 f (86-755) 26710594 www.sgs.com.cn  
中国·深圳·科技园中区M-10栋一号厂房 邮编: 518057 t (86-755) 26012053 f (86-755) 26710594 sgs.china@sgs.com



Test Mode: 01; Polarity: Vertical; Modulation:802.11n; Bandwidth:40MHz; Channel:middle

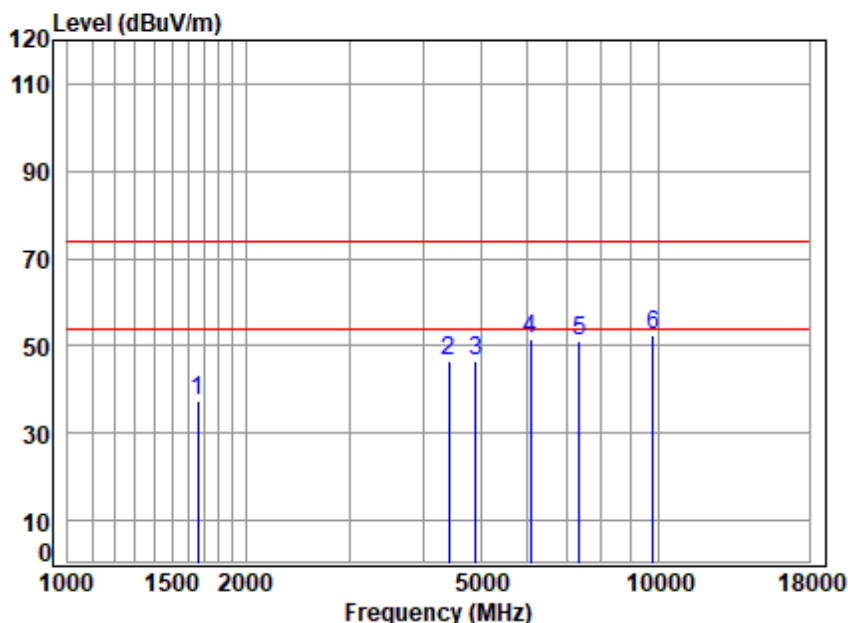


Site : chamber  
Condition: 3m VERTICAL  
Job No : 00028CR/00029CR  
Mode : 2437 TX RSE  
Note : 2.4G WIFI 11N40

	Freq	Cable Loss	Ant Factor	Preamp Factor	Read Level	Level	Limit Line	Over Limit	Remark
	MHz	dB	dB/m	dB	dBuV	dBuV/m	dBuV/m	dB	
1	1702.042	3.43	26.68	40.06	47.08	37.13	74.00	-36.87	peak
2	4469.214	6.73	33.55	41.85	49.25	47.68	74.00	-26.32	peak
3	4874.000	7.17	34.05	42.20	47.58	46.60	74.00	-27.40	peak
4	6795.879	8.44	35.78	41.83	50.36	52.75	74.00	-21.25	peak
5	7311.000	8.84	36.15	41.41	48.65	52.23	74.00	-21.77	peak
6	9748.000	10.76	37.75	37.52	41.53	52.52	74.00	-21.48	peak



Test Mode: 01; Polarity: Horizontal; Modulation:802.11n; Bandwidth:40MHz; Channel:High

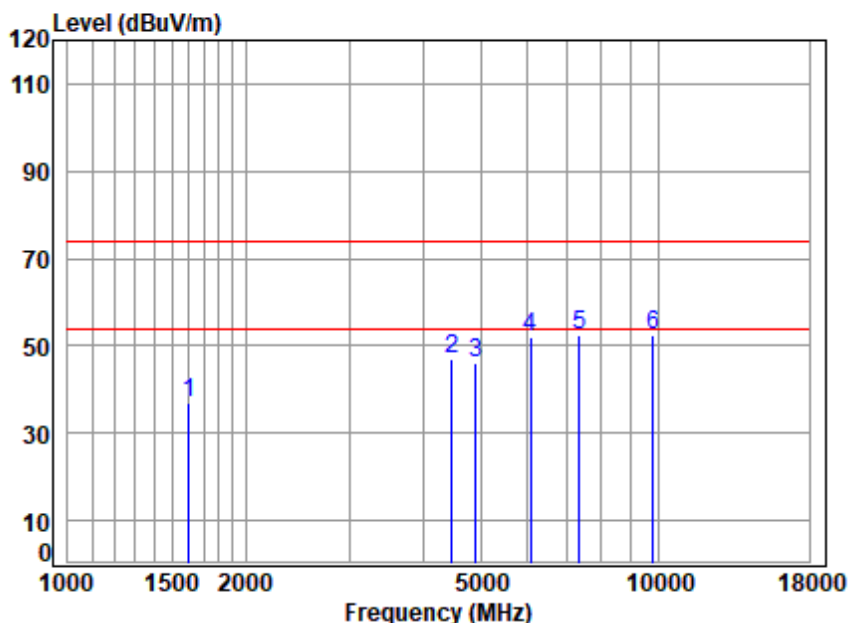


Site : chamber  
Condition: 3m HORIZONTAL  
Job No : 00028CR/00029CR  
Mode : 2452 TX RSE  
Note : 2.4G WIFI 11N40

	Freq	Cable Loss	Ant Factor	Preamp Factor	Read Level	Level	Limit Line	Over Limit	Remark
	MHz	dB	dB/m	dB	dBuV	dBuV/m	dBuV/m	dB	
1	1658.337	3.40	26.50	40.04	47.45	37.31	74.00	-36.69	peak
2	4417.841	6.68	33.46	41.80	48.15	46.49	74.00	-27.51	peak
3	4904.000	7.20	34.09	42.22	47.64	46.71	74.00	-27.29	peak
4	6071.417	8.26	35.17	42.35	50.33	51.41	74.00	-22.59	peak
5	7356.000	8.88	36.19	41.37	47.62	51.32	74.00	-22.68	peak
6	9808.000	10.75	37.79	37.42	41.32	52.44	74.00	-21.56	peak



Test Mode: 01; Polarity: Vertical; Modulation:802.11n; Bandwidth:40MHz; Channel:High

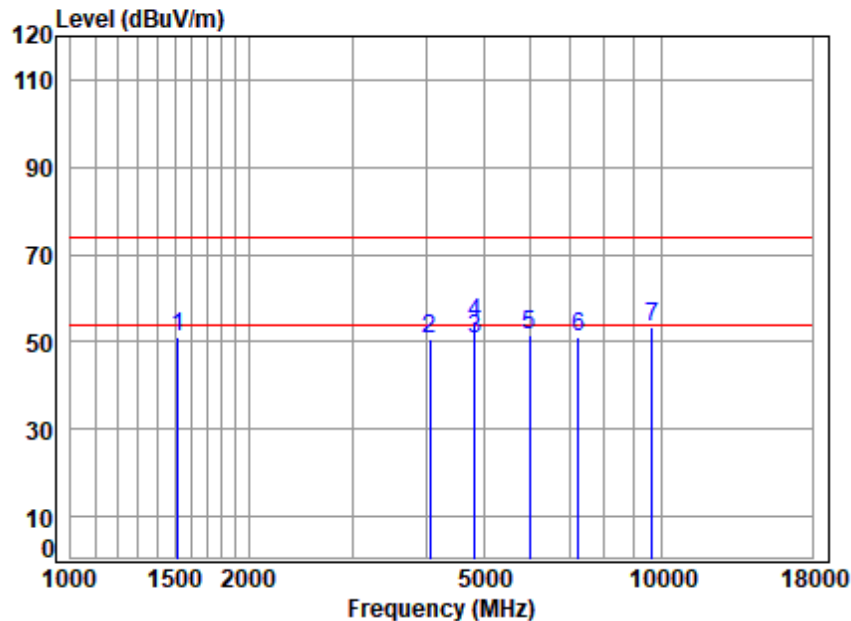


Site : chamber  
Condition: 3m VERTICAL  
Job No : 00028CR/00029CR  
Mode : 2452 TX RSE  
Note : 2.4G WIFI 11N40

	Freq	Cable Loss	Ant Factor	Preamp Factor	Read Level	Level	Limit Line	Over Limit	Remark
	MHz	dB	dB/m	dB	dBuV	dBuV/m	dBuV/m	dB	
1	1601.804	3.35	26.26	40.01	47.25	36.85	74.00	-37.15	peak
2	4469.214	6.73	33.55	41.85	48.37	46.80	74.00	-27.20	peak
3	4904.000	7.20	34.09	42.22	46.85	45.92	74.00	-28.08	peak
4	6071.417	8.26	35.17	42.35	50.74	51.82	74.00	-22.18	peak
5	7356.000	8.88	36.19	41.37	48.69	52.39	74.00	-21.61	peak
6	9808.000	10.75	37.79	37.42	41.34	52.46	74.00	-21.54	peak

Test data for Dock WLAN(Station mode, Sinclair Antenna)

Test Mode: 01; Polarity: Horizontal; Modulation:802.11b; Bandwidth:20MHz; Channel:Low



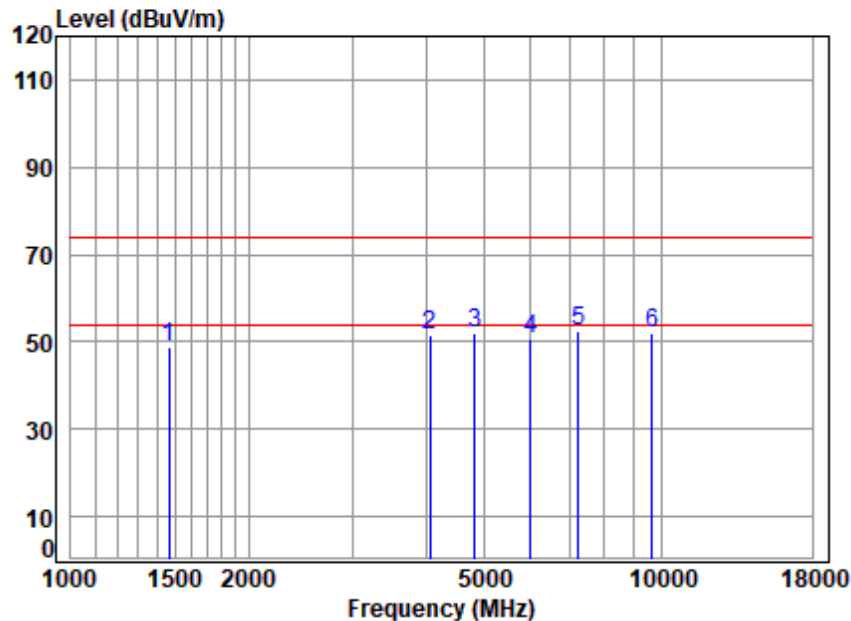
Site : chamber  
Condition: 3m HORIZONTAL  
Job No : 00028CR/00029CR  
Mode : 2412 TX SE  
Note : 2.4G WIFI 11B

	Freq	Cable Loss	Ant Factor	Preamp Factor	Read Level	Level	Limit Line	Over Limit	Remark
	MHz	dB	dB/m	dB	dBuV	dBuV/m	dBuV/m	dB	
1	1516.210	3.27	25.87	39.96	61.99	51.17	74.00	-22.83	peak
2	4050.904	6.33	32.80	41.45	52.85	50.53	74.00	-23.47	peak
3	4824.000	7.12	34.01	42.16	51.83	50.80	54.00	-3.20	Average
4	4824.000	7.12	34.00	42.16	55.14	54.10	74.00	-19.90	peak
5	5984.305	8.26	35.08	42.40	50.75	51.69	74.00	-22.31	peak
6	7236.000	8.77	36.09	41.48	47.94	51.32	74.00	-22.68	peak
7	9648.000	10.79	37.69	37.69	42.62	53.41	74.00	-20.59	peak





Test Mode: 01; Polarity: Vertical; Modulation:802.11b; Bandwidth:20MHz; Channel:Low

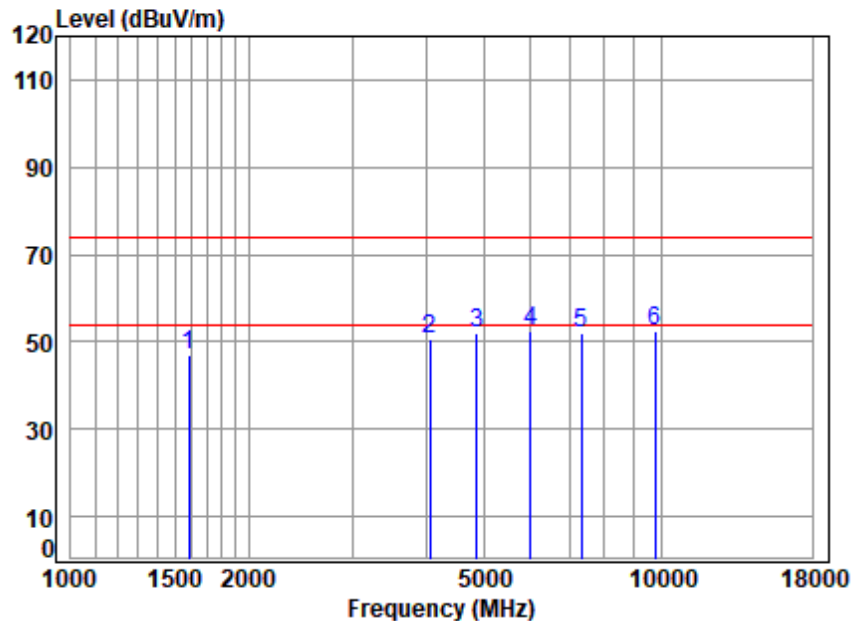


Site : chamber  
Condition: 3m VERTICAL  
Job No : 00028CR/00029CR  
Mode : 2412 TX SE  
Note : 2.4G WIFI 11B

	Freq	Cable Loss	Ant Factor	Preamp Factor	Read Level	Level	Limit Line	Over Limit	Remark
	MHz	dB	dB/m	dB	dBuV	dBuV/m	dBuV/m	dB	
1	1468.761	3.21	25.69	39.93	59.65	48.62	74.00	-25.38	peak
2	4050.904	6.33	32.80	41.45	54.04	51.72	74.00	-22.28	peak
3	4824.000	7.12	34.00	42.16	53.16	52.12	74.00	-21.88	peak
4	6001.626	8.26	35.10	42.40	49.57	50.53	74.00	-23.47	peak
5	7236.000	8.77	36.09	41.48	49.21	52.59	74.00	-21.41	peak
6	9648.000	10.79	37.69	37.69	41.45	52.24	74.00	-21.76	peak



Test Mode: 01; Polarity: Horizontal; Modulation:802.11b; Bandwidth:20MHz; Channel:middle



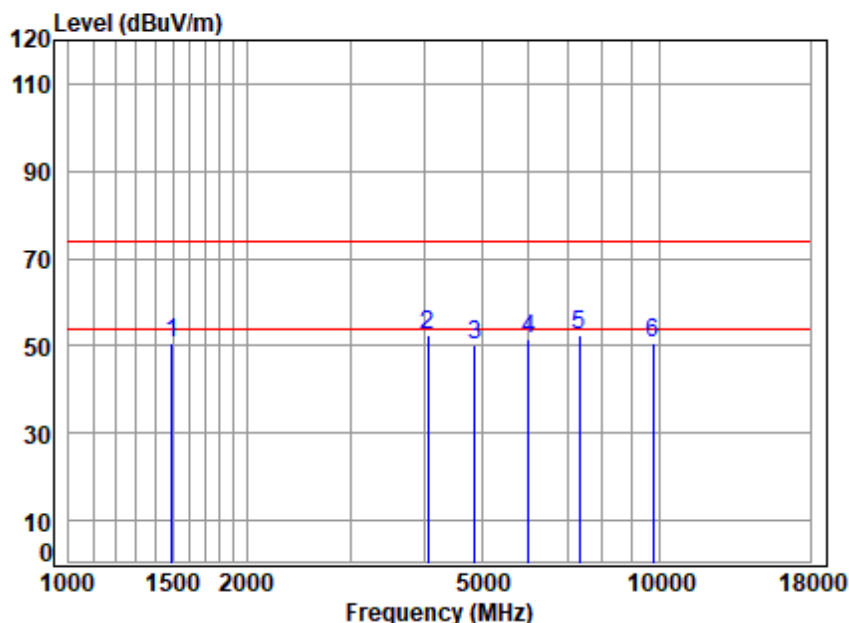
Site : chamber  
Condition: 3m HORIZONTAL  
Job No : 00028CR/00029CR  
Mode : 2437 TX SE  
Note : 2.4G WIFI 11B

	Freq	Cable Loss	Ant Factor	Preamp Factor	Read Level	Level	Limit Line	Over Limit	Remark
	MHz	dB	dB/m	dB	dBuV	dBuV/m	dBuV/m	dB	
1	1583.392	3.33	26.18	40.00	57.34	46.85	74.00	-27.15	peak
2	4050.904	6.33	32.80	41.45	52.89	50.57	74.00	-23.43	peak
3	4874.000	7.17	34.05	42.20	53.20	52.22	74.00	-21.78	peak
4	6001.626	8.26	35.10	42.40	51.29	52.25	74.00	-21.75	peak
5	7311.000	8.84	36.15	41.41	48.60	52.18	74.00	-21.82	peak
6	9748.000	10.76	37.75	37.52	41.58	52.57	74.00	-21.43	peak



Unless otherwise agreed in writing, this document is issued by the Company subject to its General Conditions of Service printed overleaf, available on request or accessible at <http://www.sgs.com/en/Terms-and-Conditions.aspx> and, for electronic format documents, subject to Terms and Conditions for Electronic Documents at <http://www.sgs.com/en/Terms-and-Conditions/Terms-e-Documents.aspx>. Attention is drawn to the limitation of liability, indemnification and jurisdiction issues defined therein. Any holder of this document is advised that information contained hereon reflects the Company's findings at the time of its intervention only and within the limits of Client's instructions, if any. The Company's sole responsibility is to its Client and this document does not exonerate parties to a transaction from exercising all their rights and obligations under the transaction documents. This document cannot be reproduced except in full, without prior written approval of the Company. Any unauthorized alteration, forgery or falsification of the content or appearance of this document is unlawful and offenders may be prosecuted to the fullest extent of the law. Unless otherwise stated the results shown in this test report refer only to the sample(s) tested and such sample(s) are retained for 30 days only.

Test Mode: 01; Polarity: Vertical; Modulation:802.11b; Bandwidth:20MHz; Channel:middle

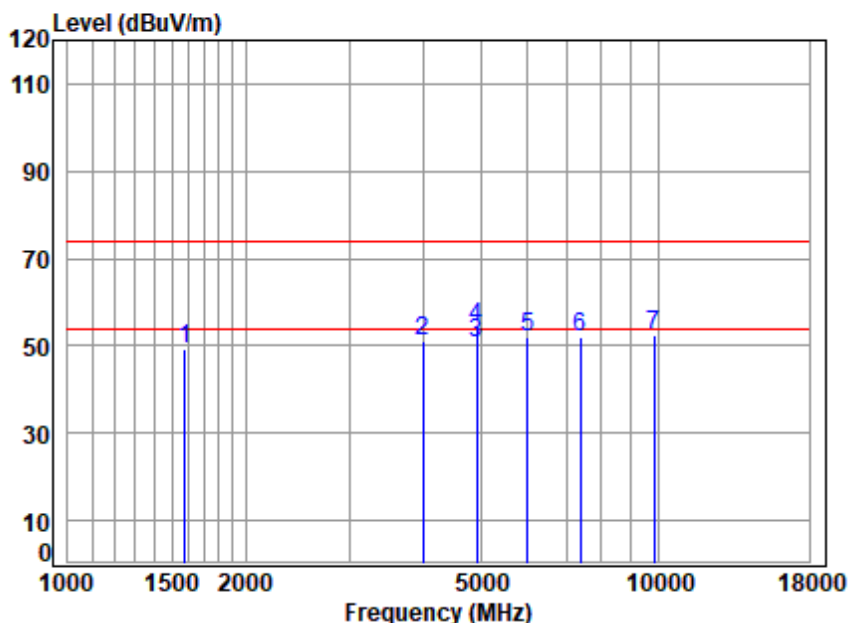


Site : chamber  
Condition: 3m VERTICAL  
Job No : 00028CR/00029CR  
Mode : 2437 TX SE  
Note : 2.4G WIFI 11B

	Freq	Cable Loss	Ant Factor	Preamp Factor	Read Level	Level	Limit Line	Over Limit	Remark
	MHz	dB	dB/m	dB	dBuV	dBuV/m	dBuV/m	dB	
1	1494.455	3.25	25.78	39.95	61.34	50.42	74.00	-23.58	peak
2	4050.904	6.33	32.80	41.45	54.57	52.25	74.00	-21.75	peak
3	4874.000	7.17	34.05	42.20	51.29	50.31	74.00	-23.69	peak
4	6001.626	8.26	35.10	42.40	50.75	51.71	74.00	-22.29	peak
5	7311.000	8.84	36.15	41.41	48.99	52.57	74.00	-21.43	peak
6	9748.000	10.76	37.75	37.52	39.79	50.78	74.00	-23.22	peak



Test Mode: 01; Polarity: Horizontal; Modulation:802.11b; Bandwidth:20MHz; Channel:High



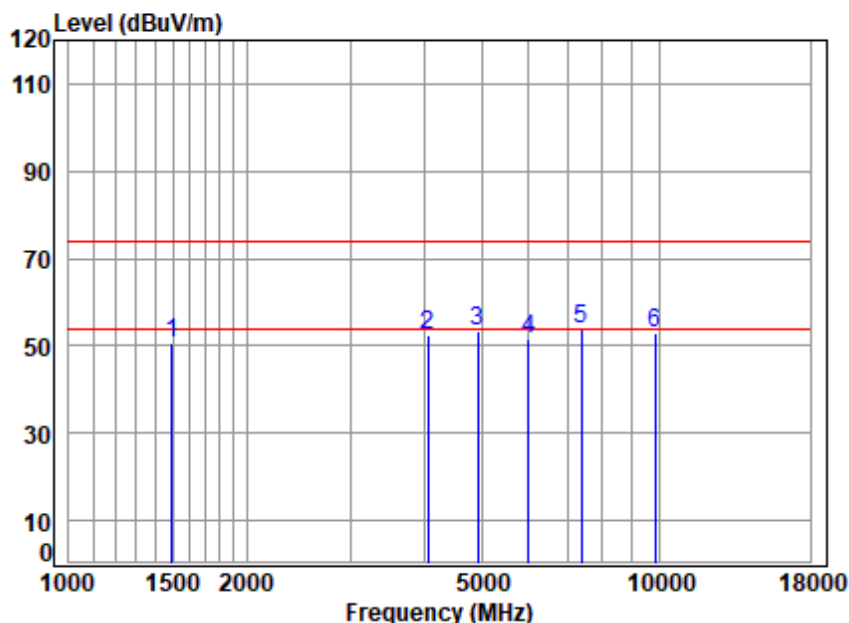
Site : chamber  
Condition: 3m HORIZONTAL  
Job No : 00028CR/00029CR  
Mode : 2462 TX SE  
Note : 2.4G WIFI 11B

	Freq	Cable Loss	Ant Factor	Preamp Factor	Read Level	Level	Limit Line	Over Limit	Remark
	MHz	dB	dB/m	dB	dBuV	dBuV/m	dBuV/m	dB	
1	1578.822	3.33	26.16	40.00	59.80	49.29	74.00	-24.71	peak
2	3992.781	6.27	32.69	41.40	53.57	51.13	74.00	-22.87	peak
3	4924.000	7.22	34.11	42.24	51.62	50.71	54.00	-3.29	Average
4	4924.000	7.22	34.11	42.24	55.06	54.15	74.00	-19.85	Peak
5	6001.626	8.26	35.10	42.40	50.97	51.93	74.00	-22.07	peak
6	7386.000	8.91	36.21	41.34	48.44	52.22	74.00	-21.78	peak
7	9848.000	10.73	37.81	37.35	41.33	52.52	74.00	-21.48	peak





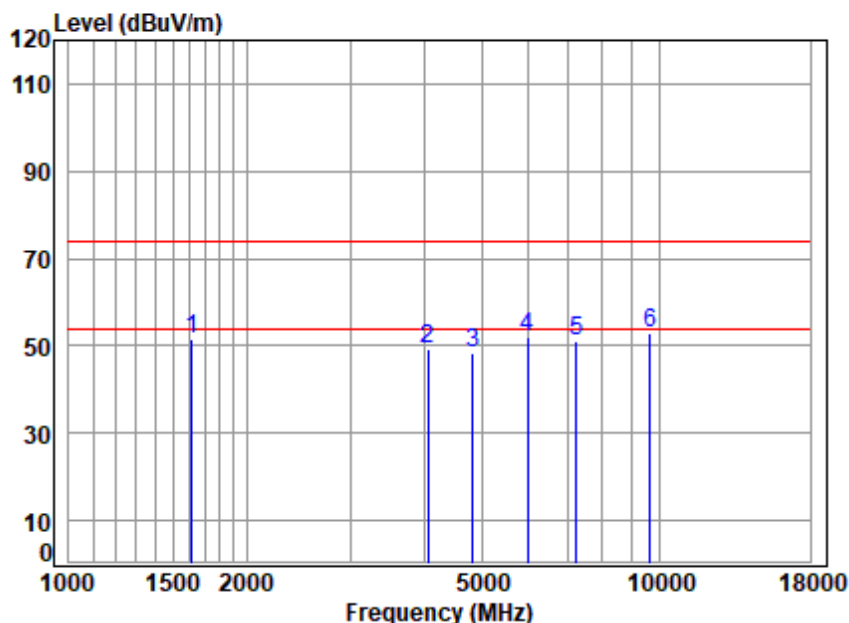
Test Mode: 01; Polarity: Vertical; Modulation:802.11b; Bandwidth:20MHz; Channel:High



Site : chamber  
Condition: 3m VERTICAL  
Job No : 00028CR/00029CR  
Mode : 2462 TX SE  
Note : 2.4G WIFI 11B

	Freq	Cable Loss	Ant Factor	Preamp Factor	Read Level	Level	Limit	Over Limit	Remark
	MHz	dB	dB/m	dB	dBuV	dBuV/m	dBuV/m	dB	
1	1494.455	3.25	25.78	39.95	61.58	50.66	74.00	-23.34	peak
2	4050.904	6.33	32.80	41.45	54.64	52.32	74.00	-21.68	peak
3	4924.000	7.22	34.11	42.24	54.45	53.54	74.00	-20.46	peak
4	6001.626	8.26	35.10	42.40	50.76	51.72	74.00	-22.28	peak
5	7386.000	8.91	36.21	41.34	49.99	53.77	74.00	-20.23	peak
6	9848.000	10.73	37.81	37.35	41.62	52.81	74.00	-21.19	peak

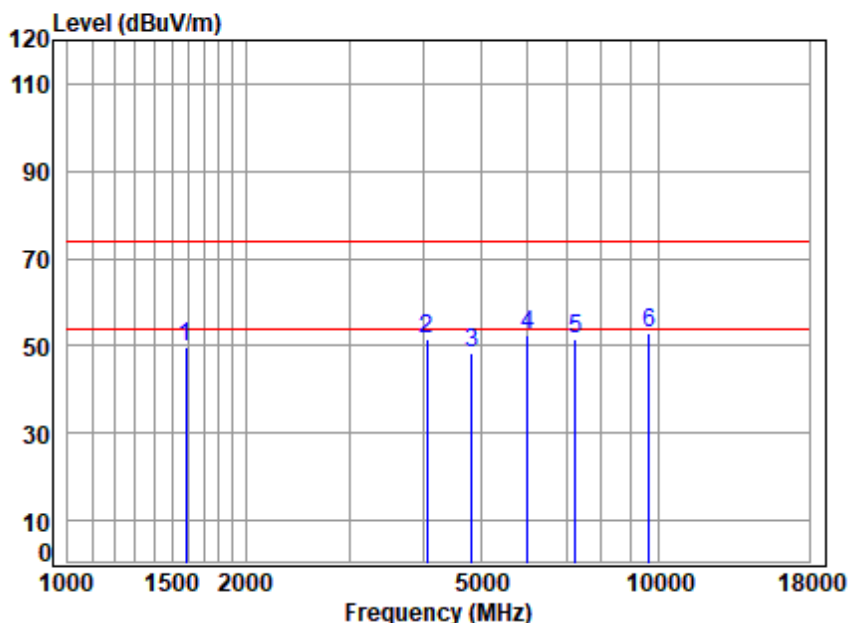
Test Mode: 01; Polarity: Horizontal; Modulation:802.11g; Bandwidth:20MHz; Channel:Low



Site : chamber  
Condition: 3m HORIZONTAL  
Job No : 00028CR/00029CR  
Mode : 2412 TX SE  
Note : 2.4G WIFI 11G

	Freq	Cable Loss	Ant Factor	Preamp Factor	Read Level	Level	Limit	Over Limit	Remark
	MHz	dB	dB/m	dB	dBuV	dBuV/m	dBuV/m	dB	
1	1615.754	3.36	26.32	40.02	61.86	51.52	74.00	-22.48	peak
2	4050.904	6.33	32.80	41.45	51.71	49.39	74.00	-24.61	peak
3	4824.000	7.12	34.00	42.16	49.45	48.41	74.00	-25.59	peak
4	5984.305	8.26	35.08	42.40	50.91	51.85	74.00	-22.15	peak
5	7236.000	8.77	36.09	41.48	47.81	51.19	74.00	-22.81	peak
6	9648.000	10.79	37.69	37.69	41.91	52.70	74.00	-21.30	peak

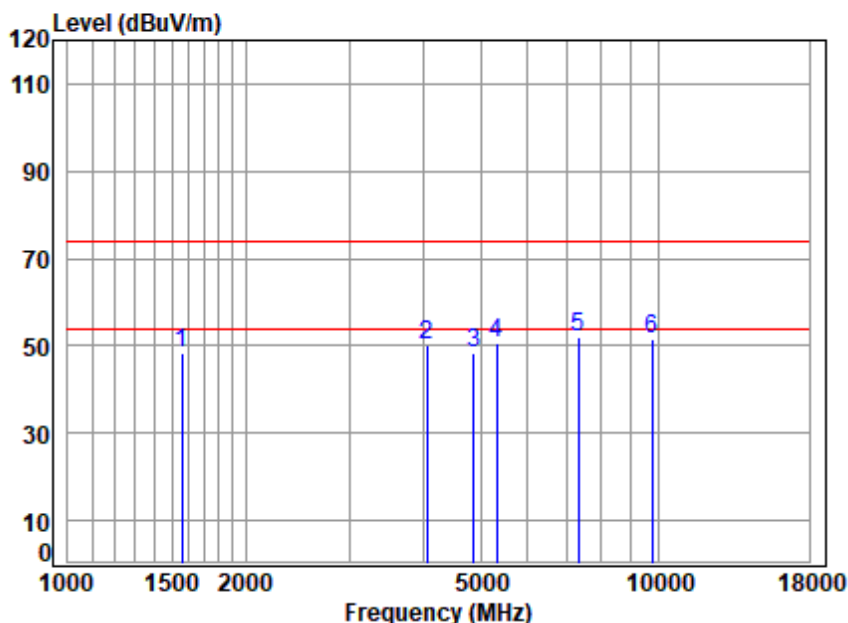
Test Mode: 01; Polarity: Vertical; Modulation:802.11g; Bandwidth:20MHz; Channel:Low



Site : chamber  
Condition: 3m VERTICAL  
Job No : 00028CR/00029CR  
Mode : 2412 TX SE  
Note : 2.4G WIFI 11G

	Freq	Cable Loss	Ant Factor	Preamp Factor	Read Level	Level	Limit	Over Limit	Remark
	MHz	dB	dB/m	dB	dBuV	dBuV/m	dBuV/m	dB	
1	1583.392	3.33	26.18	40.00	60.40	49.91	74.00	-24.09	peak
2	4050.904	6.33	32.80	41.45	54.01	51.69	74.00	-22.31	peak
3	4824.000	7.12	34.00	42.16	49.25	48.21	74.00	-25.79	peak
4	6001.626	8.26	35.10	42.40	51.46	52.42	74.00	-21.58	peak
5	7236.000	8.77	36.09	41.48	48.12	51.50	74.00	-22.50	peak
6	9648.000	10.79	37.69	37.69	41.97	52.76	74.00	-21.24	peak

Test Mode: 01; Polarity: Horizontal; Modulation:802.11g; Bandwidth:20MHz; Channel:middle



Site : chamber  
Condition: 3m HORIZONTAL  
Job No : 00028CR/00029CR  
Mode : 2437 TX SE  
Note : 2.4G WIFI 11G

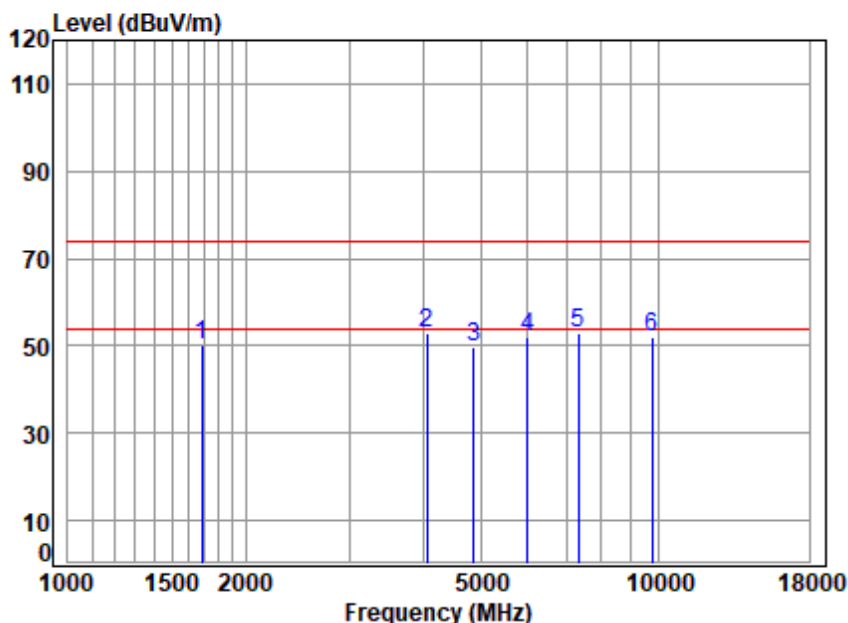
	Freq	Cable Loss	Ant Factor	Preamp Factor	Read Level	Level	Limit	Over Limit	Remark
	MHz	dB	dB/m	dB	dBuV	dBuV/m	dBuV/m	dB	
1	1560.673	3.31	26.08	39.99	58.78	48.18	74.00	-25.82	peak
2	4050.904	6.33	32.80	41.45	52.61	50.29	74.00	-23.71	peak
3	4874.000	7.17	34.05	42.20	49.45	48.47	74.00	-25.53	peak
4	5315.542	7.87	34.46	42.33	50.87	50.87	74.00	-23.13	peak
5	7311.000	8.84	36.15	41.41	48.60	52.18	74.00	-21.82	peak
6	9748.000	10.76	37.75	37.52	40.60	51.59	74.00	-22.41	peak



Unless otherwise agreed in writing, this document is issued by the Company subject to its General Conditions of Service printed overleaf, available on request or accessible at <http://www.sgs.com/en/Terms-and-Conditions.aspx> and, for electronic format documents, subject to Terms and Conditions for Electronic Documents at <http://www.sgs.com/en/Terms-and-Conditions/Terms-e-Documents.aspx>. Attention is drawn to the limitation of liability, indemnification and jurisdiction issues defined therein. Any holder of this document is advised that information contained hereon reflects the Company's findings at the time of its intervention only and within the limits of Client's instructions, if any. The Company's sole responsibility is to its Client and this document does not exonerate parties to a transaction from exercising all their rights and obligations under the transaction documents. This document cannot be reproduced except in full, without prior written approval of the Company. Any unauthorized alteration, forgery or falsification of the content or appearance of this document is unlawful and offenders may be prosecuted to the fullest extent of the law. Unless otherwise stated the results shown in this test report refer only to the sample(s) tested and such sample(s) are retained for 30 days only.



Test Mode: 01; Polarity: Vertical; Modulation:802.11g; Bandwidth:20MHz; Channel:middle

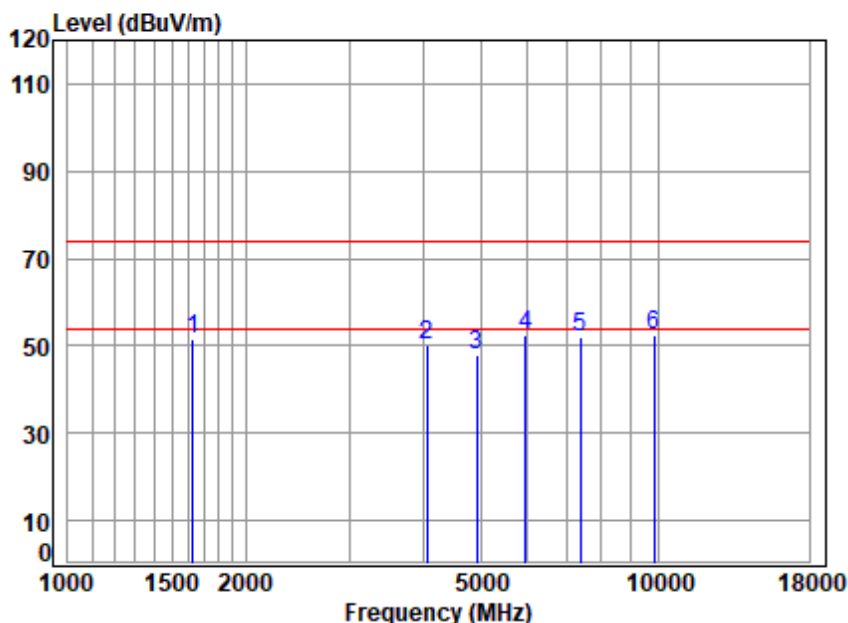


Site : chamber  
Condition: 3m VERTICAL  
Job No : 00028CR/00029CR  
Mode : 2437 TX SE  
Note : 2.4G WIFI 11G

		Cable	Ant	Preamp	Read		Limit	Over	
	Freq	Loss	Factor	Factor	Level	Level	Line	Limit	Remark
	MHz	dB	dB/m	dB	dBuV	dBuV/m	dBuV/m	dB	
1	1687.347	3.42	26.62	40.05	60.24	50.23	74.00	-23.77	peak
2	4050.904	6.33	32.80	41.45	55.05	52.73	74.00	-21.27	peak
3	4874.000	7.17	34.05	42.20	50.69	49.71	74.00	-24.29	peak
4	6001.626	8.26	35.10	42.40	51.11	52.07	74.00	-21.93	peak
5	7311.000	8.84	36.15	41.41	49.45	53.03	74.00	-20.97	peak
6	9748.000	10.76	37.75	37.52	40.98	51.97	74.00	-22.03	peak



Test Mode: 01; Polarity: Horizontal; Modulation:802.11g; Bandwidth:20MHz; Channel:High

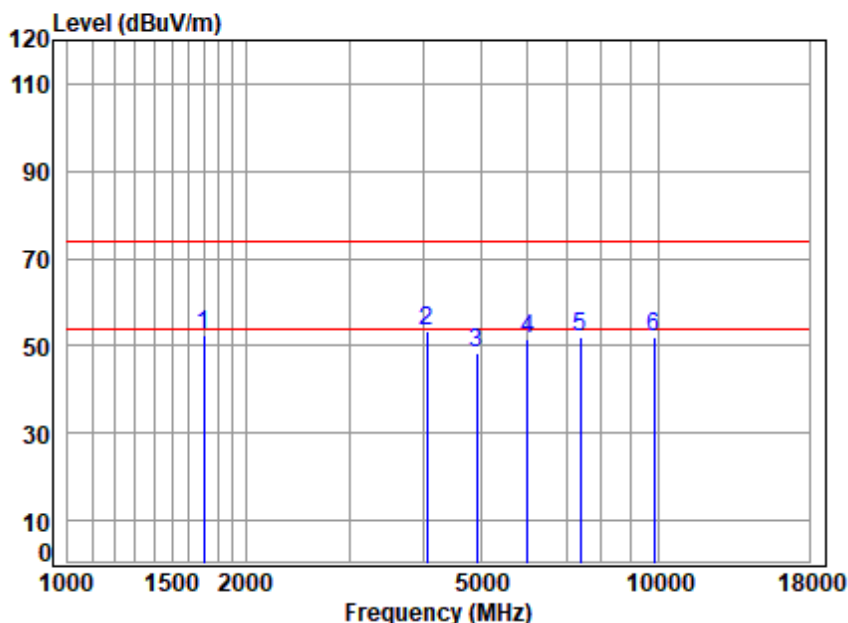


Site : chamber  
Condition: 3m HORIZONTAL  
Job No : 00028CR/00029CR  
Mode : 2462 TX SE  
Note : 2.4G WIFI 11G

	Freq	Cable Loss	Ant Factor	Preamp Factor	Read Level	Level	Limit	Over Limit	Remark
	MHz	dB	dB/m	dB	dBuV	dBuV/m	dBuV/m	dB	
1	1629.825	3.37	26.38	40.02	62.03	51.76	74.00	-22.24	peak
2	4050.904	6.33	32.80	41.45	52.34	50.02	74.00	-23.98	peak
3	4924.000	7.22	34.11	42.24	48.64	47.73	74.00	-26.27	peak
4	5967.033	8.25	35.07	42.40	51.65	52.57	74.00	-21.43	peak
5	7386.000	8.91	36.21	41.34	48.41	52.19	74.00	-21.81	peak
6	9848.000	10.73	37.81	37.35	41.28	52.47	74.00	-21.53	peak



Test Mode: 01; Polarity: Vertical; Modulation:802.11g; Bandwidth:20MHz; Channel:High

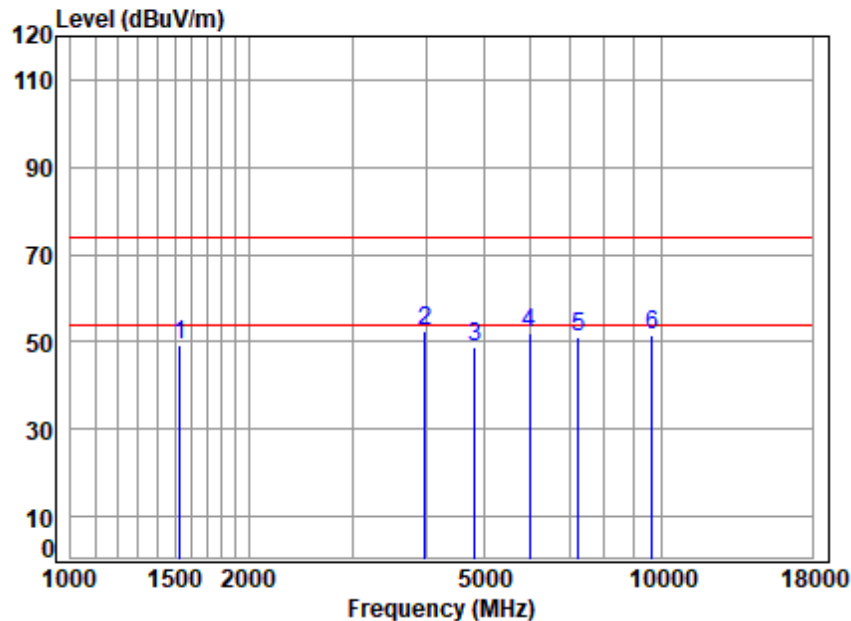


Site : chamber  
Condition: 3m VERTICAL  
Job No : 00028CR/00029CR  
Mode : 2462 TX SE  
Note : 2.4G WIFI 11G

		Cable	Ant	Preamp	Read		Limit	Over	
	Freq	Loss	Factor	Factor	Level	Level	Line	Limit	Remark
	MHz	dB	dB/m	dB	dBuV	dBuV/m	dBuV/m	dB	
1	1702.042	3.43	26.68	40.06	62.43	52.48	74.00	-21.52	peak
2	4050.904	6.33	32.80	41.45	55.68	53.36	74.00	-20.64	peak
3	4924.000	7.22	34.11	42.24	49.12	48.21	74.00	-25.79	peak
4	6001.626	8.26	35.10	42.40	50.79	51.75	74.00	-22.25	peak
5	7386.000	8.91	36.21	41.34	48.41	52.19	74.00	-21.81	peak
6	9848.000	10.73	37.81	37.35	40.95	52.14	74.00	-21.86	peak



Test Mode: 01; Polarity: Horizontal; Modulation: 802.11n; Bandwidth: 20MHz; Channel: Low



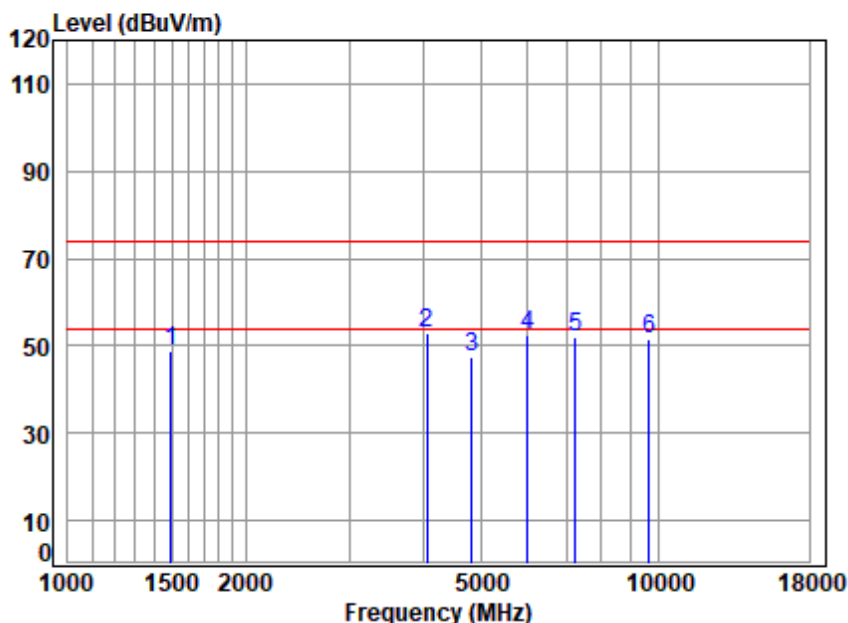
Site : chamber  
Condition: 3m HORIZONTAL  
Job No : 00028CR/00029CR  
Mode : 2412 TX SE  
Note : 2.4G WIFI 11N20

	Freq	Cable Loss	Ant Factor	Preamp Factor	Read Level	Level	Limit Line	Over Limit	Remark
	MHz	dB	dB/m	dB	dBuV	dBuV/m	dBuV/m	dB	
1	1529.414	3.29	25.94	39.97	60.23	49.49	74.00	-24.51	peak
2	3981.257	6.25	32.66	41.39	54.97	52.49	74.00	-21.51	peak
3	4824.000	7.12	34.00	42.16	50.02	48.98	74.00	-25.02	peak
4	5984.305	8.26	35.08	42.40	51.05	51.99	74.00	-22.01	peak
5	7236.000	8.77	36.09	41.48	47.95	51.33	74.00	-22.67	peak
6	9648.000	10.79	37.69	37.69	40.98	51.77	74.00	-22.23	peak





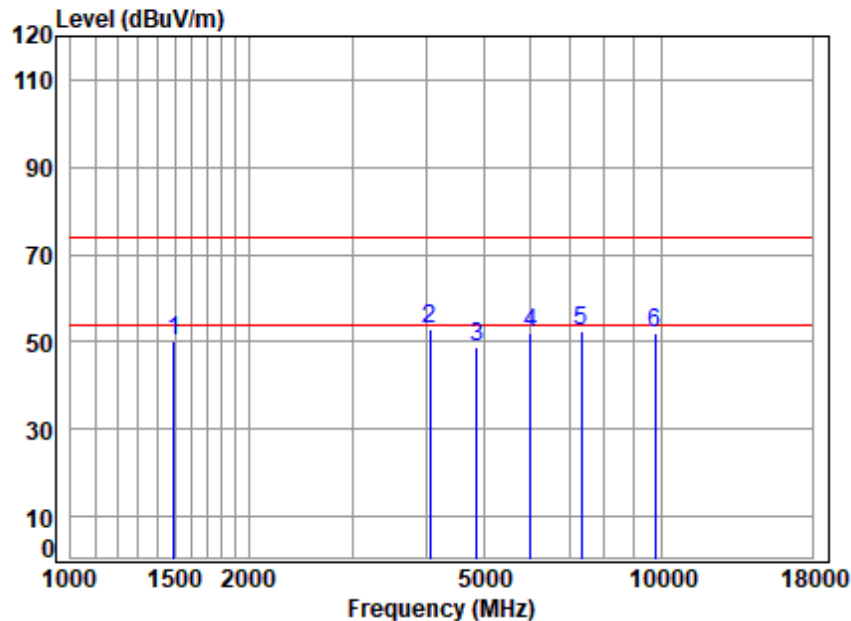
Test Mode: 01; Polarity: Vertical; Modulation:802.11n; Bandwidth:20MHz; Channel:Low



Site : chamber  
Condition: 3m VERTICAL  
Job No : 00028CR/00029CR  
Mode : 2412 TX SE  
Note : 2.4G WIFI 11N20

		Cable	Ant	Preamp	Read		Limit	Over	
	Freq	Loss	Factor	Factor	Level	Level	Line	Limit	Remark
	MHz	dB	dB/m	dB	dBuV	dBuV/m	dBuV/m	dB	
1	1494.455	3.25	25.78	39.95	59.57	48.65	74.00	-25.35	peak
2	4050.904	6.33	32.80	41.45	55.05	52.73	74.00	-21.27	peak
3	4824.000	7.12	34.00	42.16	48.67	47.63	74.00	-26.37	peak
4	6001.626	8.26	35.10	42.40	51.30	52.26	74.00	-21.74	peak
5	7236.000	8.77	36.09	41.48	48.70	52.08	74.00	-21.92	peak
6	9648.000	10.79	37.69	37.69	40.58	51.37	74.00	-22.63	peak

Test Mode: 01; Polarity: Horizontal; Modulation:802.11n; Bandwidth:20MHz; Channel:middle

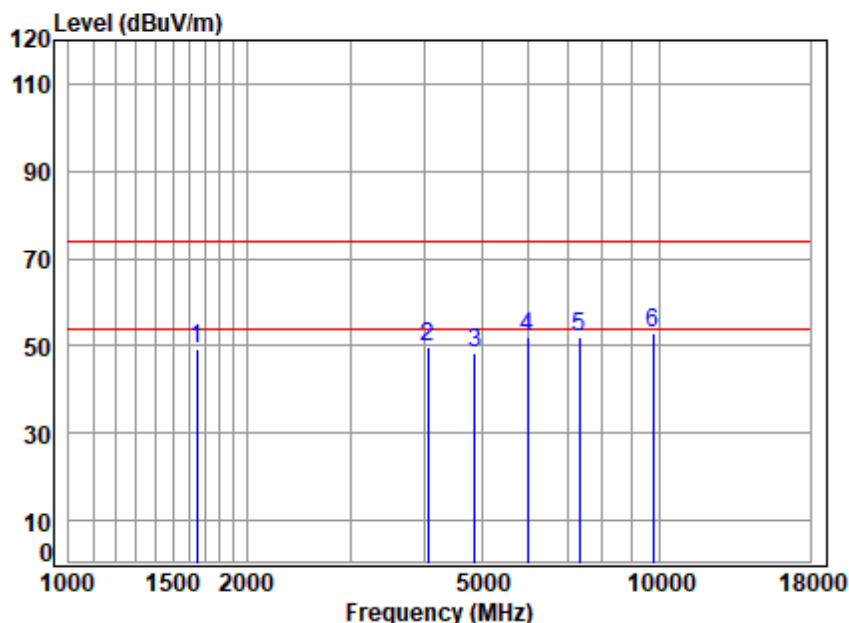


Site : chamber  
Condition: 3m VERTICAL  
Job No : 00028CR/00029CR  
Mode : 2437 TX SE  
Note : 2.4G WIFI 11N20

	Freq	Cable Loss	Ant Factor	Preamp Factor	Read Level	Level	Limit	Over Limit	Remark
	MHz	dB	dB/m	dB	dBuV	dBuV/m	dBuV/m	dB	
1	1494.455	3.25	25.78	39.95	61.07	50.15	74.00	-23.85	peak
2	4050.904	6.33	32.80	41.45	55.07	52.75	74.00	-21.25	peak
3	4874.000	7.17	34.05	42.20	49.79	48.81	74.00	-25.19	peak
4	6001.626	8.26	35.10	42.40	51.26	52.22	74.00	-21.78	peak
5	7311.000	8.84	36.15	41.41	49.02	52.60	74.00	-21.40	peak
6	9748.000	10.76	37.75	37.52	40.99	51.98	74.00	-22.02	peak



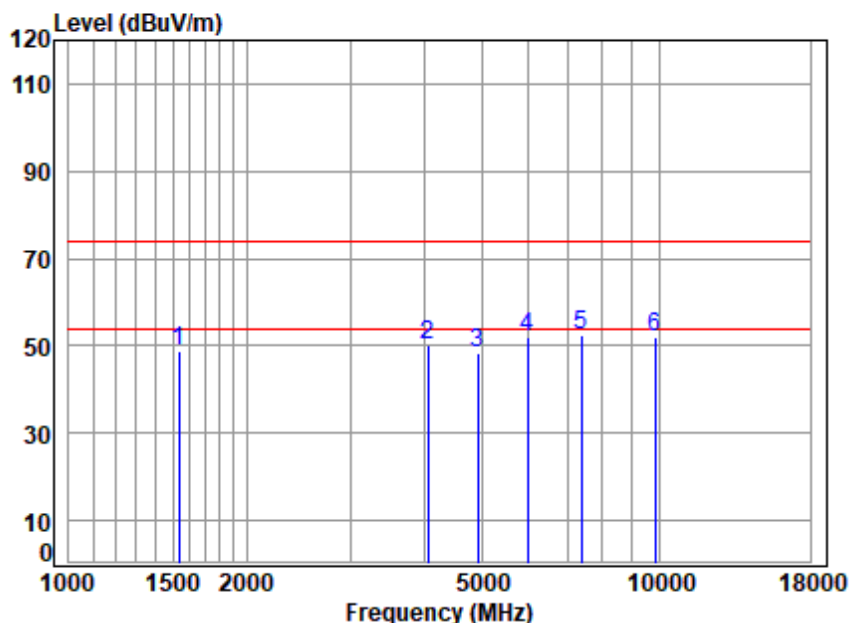
Test Mode: 01; Polarity: Vertical; Modulation:802.11n; Bandwidth:20MHz; Channel:middle



Site : chamber  
Condition: 3m HORIZONTAL  
Job No : 00028CR/00029CR  
Mode : 2437 TX SE  
Note : 2.4G WIFI 11N20

	Freq	Cable Loss	Ant Factor	Preamp Factor	Read Level	Level	Limit	Over Limit	Remark
	MHz	dB	dB/m	dB	dBuV	dBuV/m	dBuV/m	dB	
1	1648.778	3.39	26.46	40.03	59.40	49.22	74.00	-24.78	peak
2	4050.904	6.33	32.80	41.45	52.21	49.89	74.00	-24.11	peak
3	4874.000	7.17	34.05	42.20	49.30	48.32	74.00	-25.68	peak
4	5984.305	8.26	35.08	42.40	51.21	52.15	74.00	-21.85	peak
5	7311.000	8.84	36.15	41.41	48.33	51.91	74.00	-22.09	peak
6	9748.000	10.76	37.75	37.52	41.75	52.74	74.00	-21.26	peak

Test Mode: 01; Polarity: Horizontal; Modulation:802.11n; Bandwidth:20MHz; Channel:High



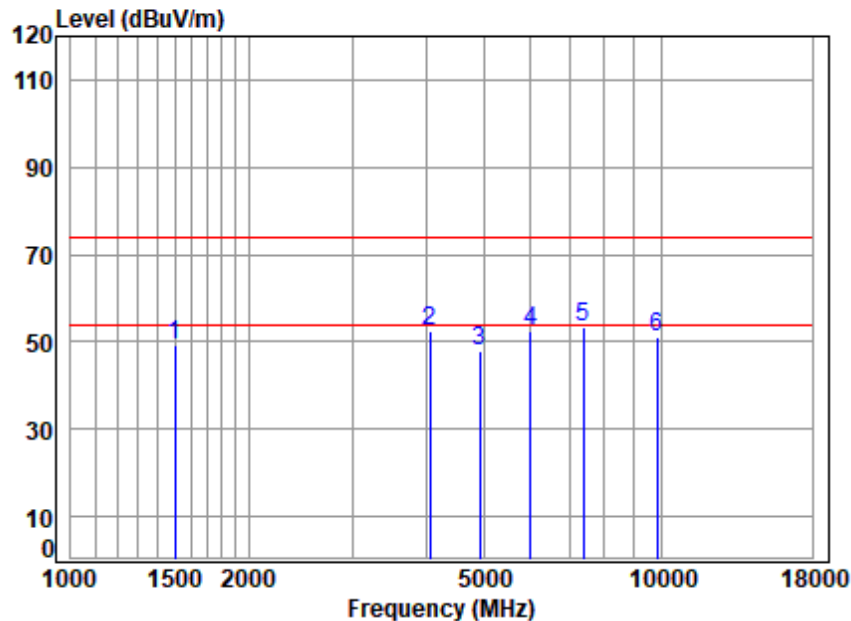
Site : chamber  
Condition: 3m HORIZONTAL  
Job No : 00028CR/00029CR  
Mode : 2462 TX SE  
Note : 2.4G WIFI 11N20

	Freq	Cable Loss	Ant Factor	Preamp Factor	Read Level	Level	Limit Line	Over Limit	Remark
	MHz	dB	dB/m	dB	dBuV	dBuV/m	dBuV/m	dB	
1	1538.281	3.29	25.98	39.97	59.42	48.72	74.00	-25.28	peak
2	4050.904	6.33	32.80	41.45	52.34	50.02	74.00	-23.98	peak
3	4924.000	7.22	34.11	42.24	49.13	48.22	74.00	-25.78	peak
4	5984.305	8.26	35.08	42.40	51.06	52.00	74.00	-22.00	peak
5	7386.000	8.91	36.21	41.34	48.82	52.60	74.00	-21.40	peak
6	9848.000	10.73	37.81	37.35	40.86	52.05	74.00	-21.95	peak





Test Mode: 01; Polarity: Vertical; Modulation:802.11n; Bandwidth:20MHz; Channel:High

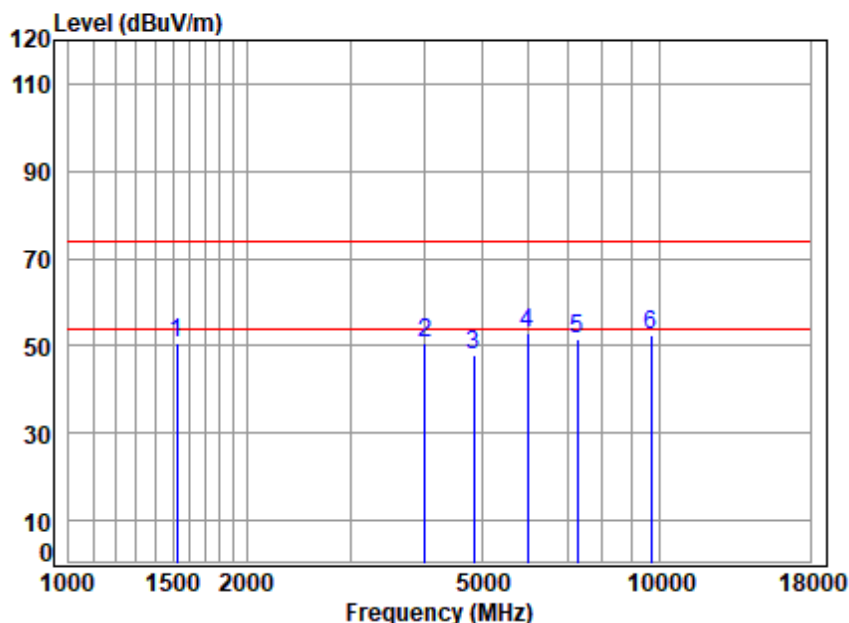


Site : chamber  
Condition: 3m VERTICAL  
Job No : 00028CR/00029CR  
Mode : 2462 TX SE  
Note : 2.4G WIFI 11N20

	Freq	Cable Loss	Ant Factor	Preamp Factor	Read Level	Level	Limit Line	Over Limit	Remark
	MHz	dB	dB/m	dB	dBuV	dBuV/m	dBuV/m	dB	
1	1498.781	3.26	25.80	39.95	60.01	49.12	74.00	-24.88	peak
2	4050.904	6.33	32.80	41.45	54.76	52.44	74.00	-21.56	peak
3	4924.000	7.22	34.11	42.24	48.97	48.06	74.00	-25.94	peak
4	6001.626	8.26	35.10	42.40	51.44	52.40	74.00	-21.60	peak
5	7386.000	8.91	36.21	41.34	49.69	53.47	74.00	-20.53	peak
6	9848.000	10.73	37.81	37.35	40.13	51.32	74.00	-22.68	peak



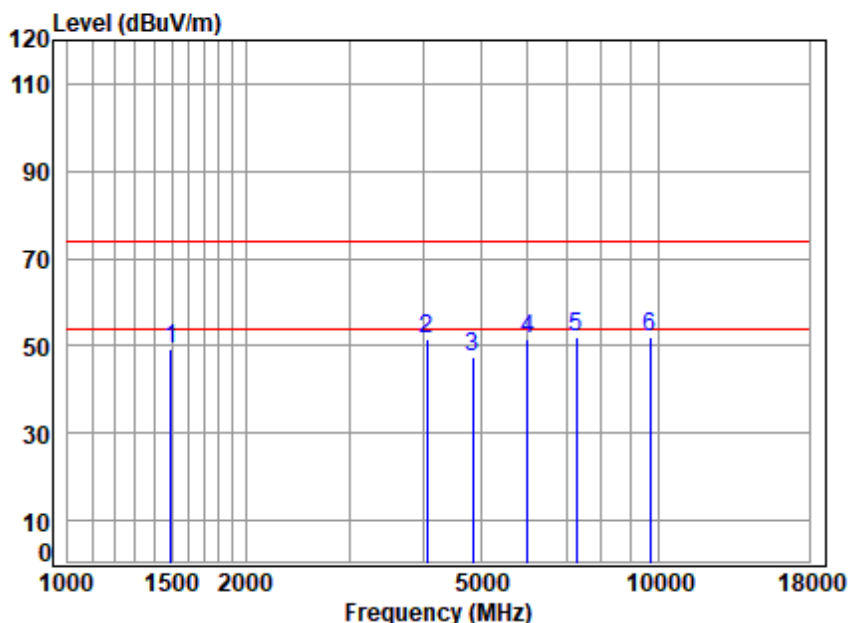
Test Mode: 01; Polarity: Horizontal; Modulation:802.11n; Bandwidth:40MHz; Channel:Low



Site : chamber  
Condition: 3m HORIZONTAL  
Job No : 00028CR/00029CR  
Mode : 2422 TX SE  
Note : 2.4G WIFI 11N40

	Freq	Cable Loss	Ant Factor	Preamp Factor	Read Level	Level	Limit	Over Limit	Remark
	MHz	dB	dB/m	dB	dBuV	dBuV/m	dBuV/m	dB	
1	1525.000	3.28	25.91	39.97	61.33	50.55	74.00	-23.45	peak
2	4004.339	6.28	32.71	41.40	52.91	50.50	74.00	-23.50	peak
3	4844.000	7.14	34.02	42.17	49.14	48.13	74.00	-25.87	peak
4	5984.305	8.26	35.08	42.40	51.90	52.84	74.00	-21.16	peak
5	7266.000	8.79	36.12	41.45	48.25	51.71	74.00	-22.29	peak
6	9688.000	10.78	37.71	37.63	41.41	52.27	74.00	-21.73	peak

Test Mode: 01; Polarity: Vertical; Modulation:802.11n; Bandwidth:40MHz; Channel:Low

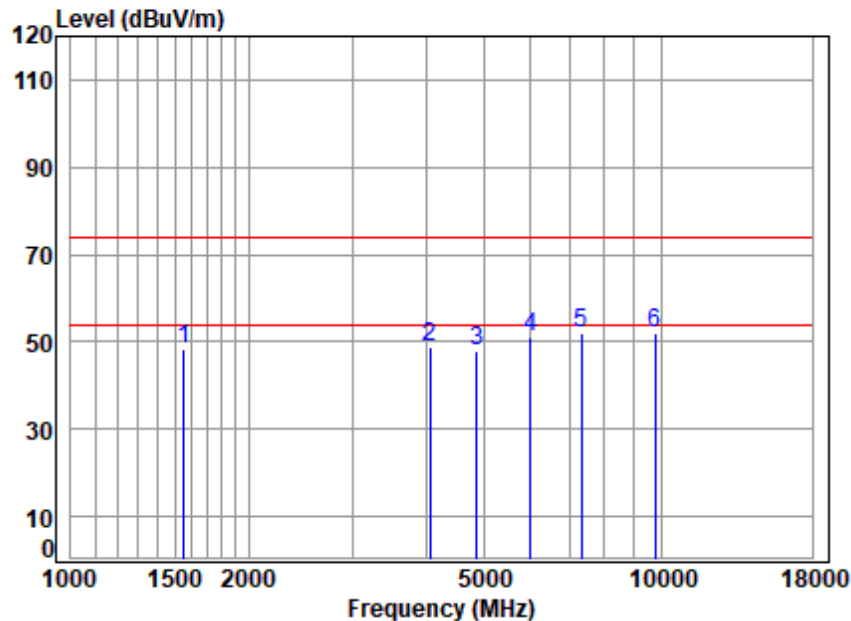


Site : chamber  
Condition: 3m VERTICAL  
Job No : 00028CR/00029CR  
Mode : 2422 TX SE  
Note : 2.4G WIFI 11N40

	Freq	Cable Loss	Ant Factor	Preamp Factor	Read Level	Level	Limit Line	Over Limit	Remark
	MHz	dB	dB/m	dB	dBuV	dBuV/m	dBuV/m	dB	
1	1494.455	3.25	25.78	39.95	60.35	49.43	74.00	-24.57	peak
2	4050.904	6.33	32.80	41.45	53.98	51.66	74.00	-22.34	peak
3	4844.000	7.14	34.02	42.17	48.68	47.67	74.00	-26.33	peak
4	6001.626	8.26	35.10	42.40	50.49	51.45	74.00	-22.55	peak
5	7266.000	8.79	36.12	41.45	48.77	52.23	74.00	-21.77	peak
6	9688.000	10.78	37.71	37.63	41.07	51.93	74.00	-22.07	peak



Test Mode: 01; Polarity: Horizontal; Modulation:802.11n; Bandwidth:40MHz; Channel:middle



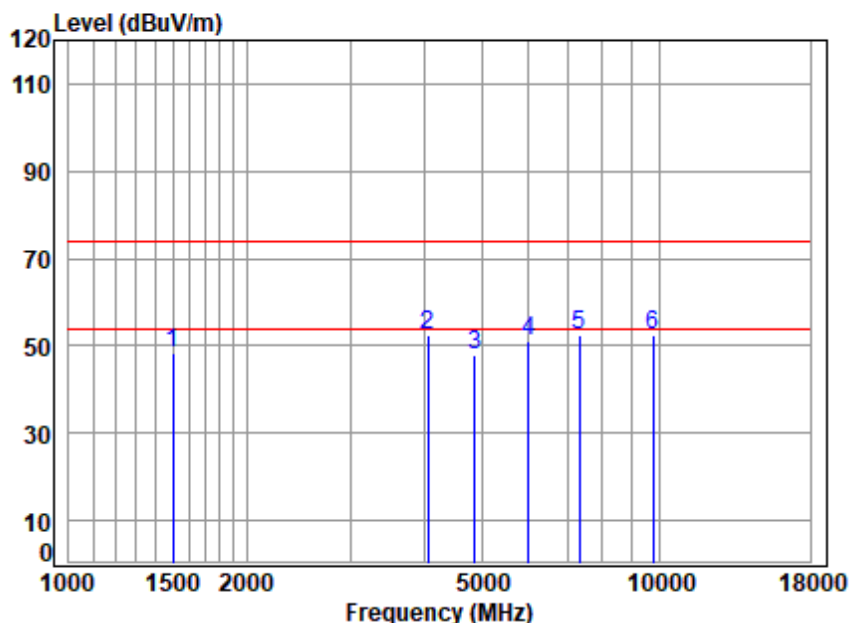
Site : chamber  
Condition: 3m HORIZONTAL  
Job No : 00028CR/00029CR  
Mode : 2437 TX SE  
Note : 2.4G WIFI 11N40

	Freq	Cable Loss	Ant Factor	Preamp Factor	Read Level	Level	Limit Line	Over Limit	Remark
	MHz	dB	dB/m	dB	dBuV	dBuV/m	dBuV/m	dB	
1	1551.677	3.31	26.04	39.98	59.04	48.41	74.00	-25.59	peak
2	4050.904	6.33	32.80	41.45	51.28	48.96	74.00	-25.04	peak
3	4874.000	7.17	34.05	42.20	48.75	47.77	74.00	-26.23	peak
4	6001.626	8.26	35.10	42.40	50.17	51.13	74.00	-22.87	peak
5	7311.000	8.84	36.15	41.41	48.43	52.01	74.00	-21.99	peak
6	9748.000	10.76	37.75	37.52	40.82	51.81	74.00	-22.19	peak





Test Mode: 01; Polarity: Vertical; Modulation:802.11n; Bandwidth:40MHz; Channel:middle

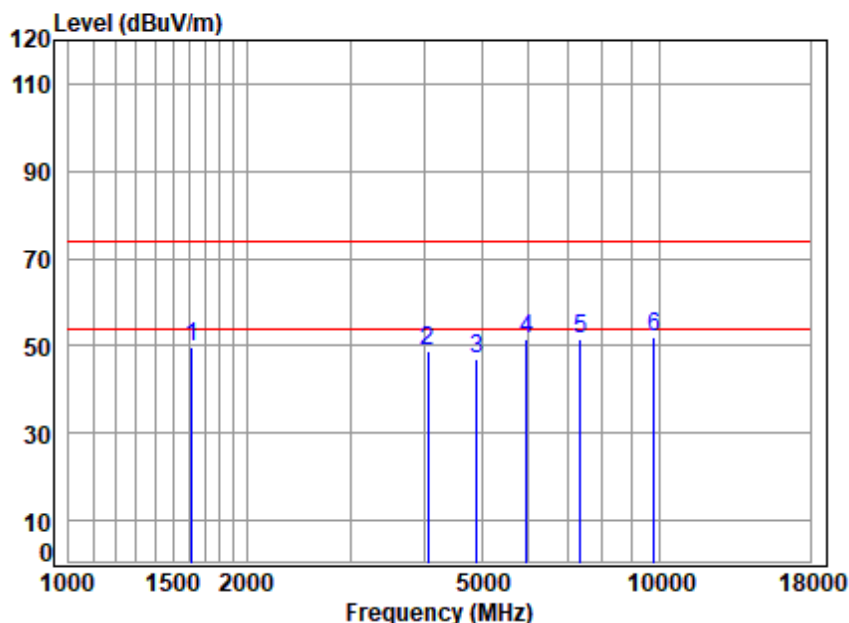


Site : chamber  
Condition: 3m VERTICAL  
Job No : 00028CR/00029CR  
Mode : 2437 TX SE  
Note : 2.4G WIFI 11N40

	Freq	Cable Loss	Ant Factor	Preamp Factor	Read Level	Level	Limit	Over Limit	Remark
	MHz	dB	dB/m	dB	dBuV	dBuV/m	dBuV/m	dB	
1	1498.781	3.26	25.80	39.95	59.03	48.14	74.00	-25.86	peak
2	4050.904	6.33	32.80	41.45	54.82	52.50	74.00	-21.50	peak
3	4874.000	7.17	34.05	42.20	49.09	48.11	74.00	-25.89	peak
4	6001.626	8.26	35.10	42.40	50.32	51.28	74.00	-22.72	peak
5	7311.000	8.84	36.15	41.41	48.68	52.26	74.00	-21.74	peak
6	9748.000	10.76	37.75	37.52	41.55	52.54	74.00	-21.46	peak



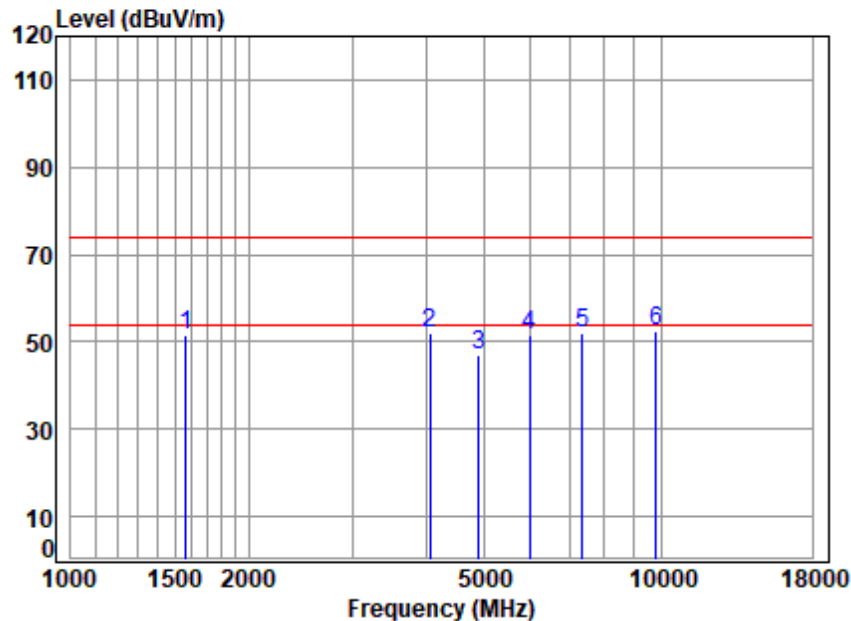
Test Mode: 01; Polarity: Horizontal; Modulation:802.11n; Bandwidth:40MHz; Channel:High



Site : chamber  
Condition: 3m HORIZONTAL  
Job No : 00028CR/00029CR  
Mode : 2452 TX SE  
Note : 2.4G WIFI 11N40

	Freq	Cable Loss	Ant Factor	Preamp Factor	Read Level	Level	Limit	Over Limit	Remark
	MHz	dB	dB/m	dB	dBuV	dBuV/m	dBuV/m	dB	
1	1615.754	3.36	26.32	40.02	60.22	49.88	74.00	-24.12	peak
2	4050.904	6.33	32.80	41.45	51.00	48.68	74.00	-25.32	peak
3	4904.000	7.20	34.09	42.22	48.08	47.15	74.00	-26.85	peak
4	5967.033	8.25	35.07	42.40	50.69	51.61	74.00	-22.39	peak
5	7356.000	8.88	36.19	41.37	48.03	51.73	74.00	-22.27	peak
6	9808.000	10.75	37.79	37.42	40.91	52.03	74.00	-21.97	peak

Test Mode: 01; Polarity: Vertical; Modulation:802.11n; Bandwidth:40MHz; Channel:High



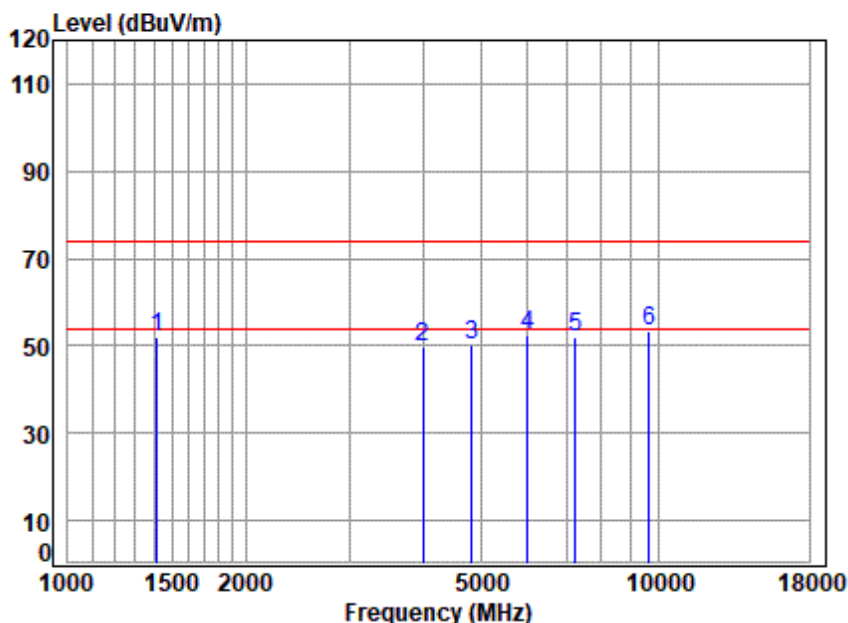
Site : chamber  
Condition: 3m VERTICAL  
Job No : 00028CR/00029CR  
Mode : 2452 TX SE  
Note : 2.4G WIFI 11N40

	Freq	Cable Loss	Ant Factor	Preamplifier Factor	Read Level	Level	Limit	Over Limit	Remark
	MHz	dB	dB/m	dB	dBuV	dBuV/m	dBuV/m	dB	
1	1565.191	3.32	26.10	39.99	62.05	51.48	74.00	-22.52	peak
2	4050.904	6.33	32.80	41.45	54.29	51.97	74.00	-22.03	peak
3	4904.000	7.20	34.09	42.22	48.11	47.18	74.00	-26.82	peak
4	5984.305	8.26	35.08	42.40	50.47	51.41	74.00	-22.59	peak
5	7356.000	8.88	36.19	41.37	48.29	51.99	74.00	-22.01	peak
6	9808.000	10.75	37.79	37.42	41.33	52.45	74.00	-21.55	peak



Test data for Dock WLAN(Station mode, SANAV Antenna)

Test Mode: 01; Polarity: Horizontal; Modulation:802.11b; Bandwidth:20MHz; Channel:Low



Site : chamber  
Condition: 3m HORIZONTAL  
Job No : 00028CR/00029CR  
Mode : 2412 TX RSE  
Note : 2.4G WIFI 11B

	Freq	Cable Loss	Ant Factor	Preamp Factor	Read Level	Level	Limit Line	Over Limit	Remark
	MHz	dB	dB/m	dB	dBuV	dBuV/m	dBuV/m	dB	
1	1418.692	3.14	25.50	39.90	63.07	51.81	74.00	-22.19	peak
2	3992.781	6.27	32.69	41.40	52.03	49.59	74.00	-24.41	peak
3	4824.000	7.12	34.00	42.16	51.29	50.25	74.00	-23.75	peak
4	6001.626	8.26	35.10	42.40	51.69	52.65	74.00	-21.35	peak
5	7236.000	8.77	36.09	41.48	48.66	52.04	74.00	-21.96	peak
6	9648.000	10.79	37.69	37.69	42.75	53.54	74.00	-20.46	peak

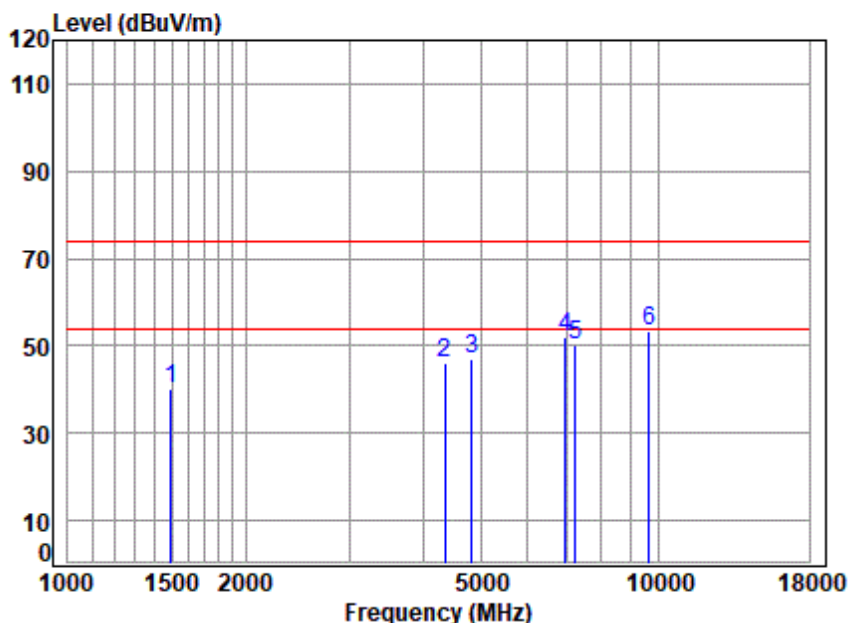


Unless otherwise agreed in writing, this document is issued by the Company subject to its General Conditions of Service printed overleaf, available on request or accessible at <http://www.sgs.com/en/Terms-and-Conditions.aspx> and, for electronic format documents, subject to Terms and Conditions for Electronic Documents at <http://www.sgs.com/en/Terms-and-Conditions/Terms-e-Documents.aspx>. Attention is drawn to the limitation of liability, indemnification and jurisdiction issues defined therein. Any holder of this document is advised that information contained hereon reflects the Company's findings at the time of its intervention only and within the limits of Client's instructions, if any. The Company's sole responsibility is to its Client and this document does not exonerate parties to a transaction from exercising all their rights and obligations under the transaction documents. This document cannot be reproduced except in full, without prior written approval of the Company. Any unauthorized alteration, forgery or falsification of the content or appearance of this document is unlawful and offenders may be prosecuted to the fullest extent of the law. Unless otherwise stated the results shown in this test report refer only to the sample(s) tested and such sample(s) are retained for 30 days only.

Attention: To check the authenticity of testing / inspection report & certificate, please contact us at telephone: (86-755) 8307 1443, or email: [CN.Doccheck@sgs.com](mailto:CN.Doccheck@sgs.com)  
No.1 Workshop, M-10, Middle Section, Science & Technology Park, Shenzhen, China 518057 t (86-755) 26012053 f (86-755) 26710594 www.sgs.com.cn  
中国·深圳·科技园中区M-10栋一号厂房 邮编: 518057 t (86-755) 26012053 f (86-755) 26710594 sgs.china@sgs.com



Test Mode: 01; Polarity: Vertical; Modulation:802.11b; Bandwidth:20MHz; Channel:Low



Site : chamber  
Condition: 3m VERTICAL  
Job No : 00028CR/00029CR  
Mode : 2412 TX RSE  
Note : 2.4G WIFI 11B

	Freq	Cable Loss	Ant Factor	Preamplifier Factor	Read Level	Level	Limit Line	Over Limit	Remark
	MHz	dB	dB/m	dB	dBuV	dBuV/m	dBuV/m	dB	
1	1494.455	3.25	25.78	39.95	51.03	40.11	74.00	-33.89	peak
2	4354.454	6.63	33.35	41.74	48.05	46.29	74.00	-27.71	peak
3	4824.000	7.12	34.00	42.16	47.82	46.78	74.00	-27.22	peak
4	6954.852	8.52	35.87	41.73	49.14	51.80	74.00	-22.20	peak
5	7236.000	8.77	36.09	41.48	46.99	50.37	74.00	-23.63	peak
6	9648.000	10.79	37.69	37.69	42.39	53.18	74.00	-20.82	peak



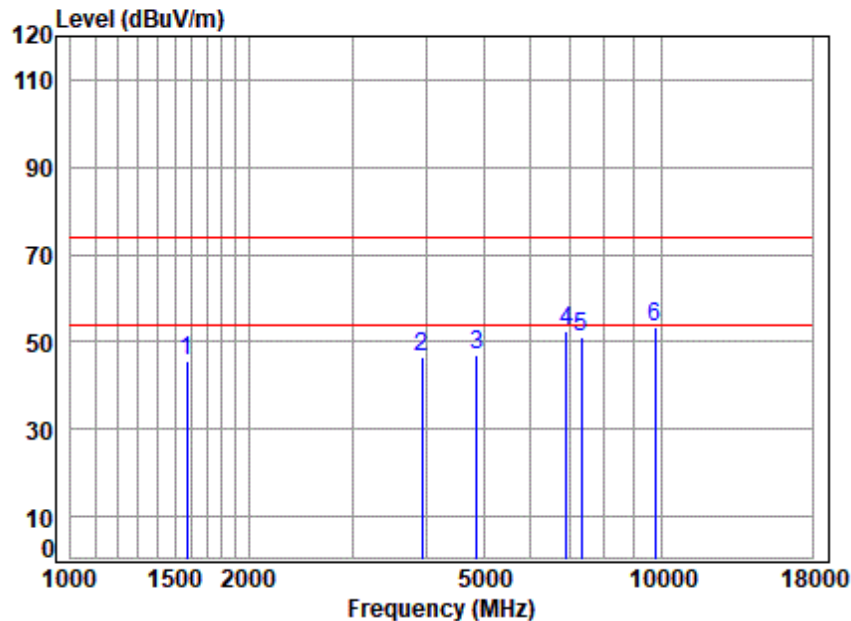
Unless otherwise agreed in writing, this document is issued by the Company subject to its General Conditions of Service printed overleaf, available on request or accessible at <http://www.sgs.com/en/Terms-and-Conditions.aspx> and, for electronic format documents, subject to Terms and Conditions for Electronic Documents at <http://www.sgs.com/en/Terms-and-Conditions/Terms-e-Documents.aspx>. Attention is drawn to the limitation of liability, indemnification and jurisdiction issues defined therein. Any holder of this document is advised that information contained hereon reflects the Company's findings at the time of its intervention only and within the limits of Client's instructions, if any. The Company's sole responsibility is to its Client and this document does not exonerate parties to a transaction from exercising all their rights and obligations under the transaction documents. This document cannot be reproduced except in full, without prior written approval of the Company. Any unauthorized alteration, forgery or falsification of the content or appearance of this document is unlawful and offenders may be prosecuted to the fullest extent of the law. Unless otherwise stated the results shown in this test report refer only to the sample(s) tested and such sample(s) are retained for 30 days only.

Attention: To check the authenticity of testing / inspection report and certificate, please contact us at telephone: (86-755) 8307 1443, or email: [CN.Doccheck@sgs.com](mailto:CN.Doccheck@sgs.com)

SGS-CSTC Standards Technical Services Co., Ltd.  
Shenzhen Branch

No.1 Workshop, M-10, Middle Section, Science & Technology Park, Shenzhen, China 518057 t (86-755) 26012053 f (86-755) 26710594 www.sgs.com.cn  
中国·深圳·科技园中区M-10栋一号厂房 邮编: 518057 t (86-755) 26012053 f (86-755) 26710594 sgs.china@sgs.com

Test Mode: 01; Polarity: Horizontal; Modulation:802.11b; Bandwidth:20MHz; Channel:middle

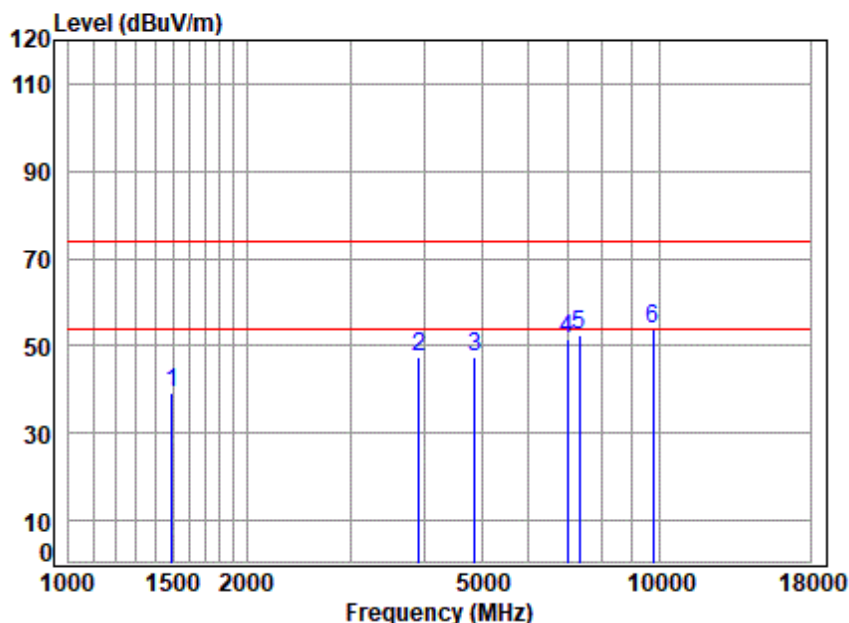


Site : chamber  
Condition: 3m HORIZONTAL  
Job No : 00028CR/00029CR  
Mode : 2437 TX RSE  
Note : 2.4G WIFI 11B

	Freq	Cable Loss	Ant Factor	Preamp Factor	Read Level	Level	Limit Line	Over Limit	Remark
	MHz	dB	dB/m	dB	dBuV	dBuV/m	dBuV/m	dB	
1	1574.265	3.33	26.14	39.99	55.94	45.42	74.00	-28.58	peak
2	3935.493	6.19	32.58	41.36	49.21	46.62	74.00	-27.38	peak
3	4874.000	7.17	34.05	42.20	48.00	47.02	74.00	-26.98	peak
4	6894.806	8.49	35.84	41.77	49.79	52.35	74.00	-21.65	peak
5	7311.000	8.84	36.15	41.41	47.44	51.02	74.00	-22.98	peak
6	9748.000	10.76	37.75	37.52	42.17	53.16	74.00	-20.84	peak



Test Mode: 01; Polarity: Vertical; Modulation:802.11b; Bandwidth:20MHz; Channel:middle



Site : chamber  
Condition: 3m VERTICAL  
Job No : 00028CR/00029CR  
Mode : 2437 TX RSE  
Note : 2.4G WIFI 11B

	Freq	Cable Loss	Ant Factor	Preamp Factor	Read Level	Level	Limit Line	Over Limit	Remark
	MHz	dB	dB/m	dB	dBuV	dBuV/m	dBuV/m	dB	
1	1494.455	3.25	25.78	39.95	50.25	39.33	74.00	-34.67	peak
2	3924.135	6.17	32.56	41.35	50.06	47.44	74.00	-26.56	peak
3	4874.000	7.17	34.05	42.20	48.58	47.60	74.00	-26.40	peak
4	6974.982	8.53	35.89	41.72	48.84	51.54	74.00	-22.46	peak
5	7311.000	8.84	36.15	41.41	48.97	52.55	74.00	-21.45	peak
6	9748.000	10.76	37.75	37.52	42.70	53.69	74.00	-20.31	peak



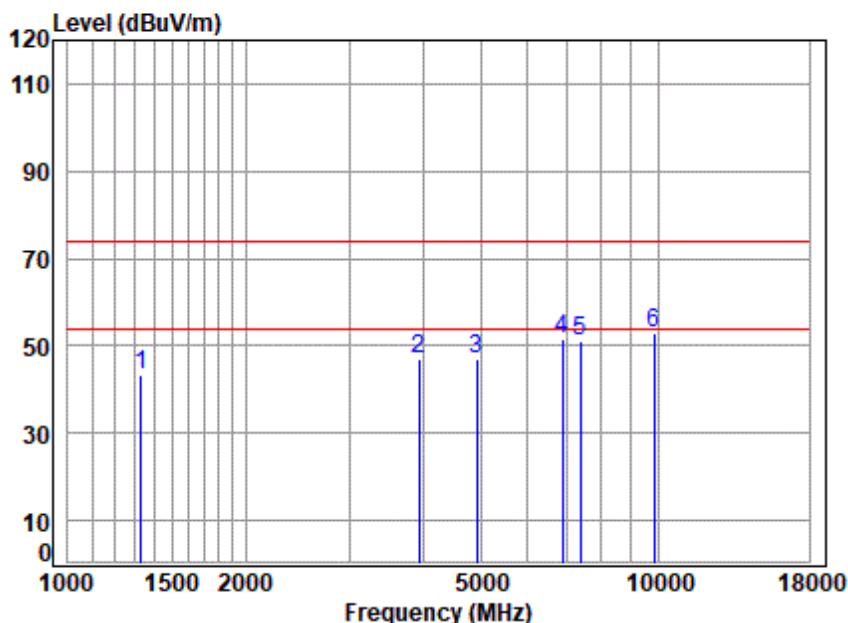
Unless otherwise agreed in writing, this document is issued by the Company subject to its General Conditions of Service printed overleaf, available on request or accessible at <http://www.sgs.com/en/Terms-and-Conditions.aspx> and, for electronic format documents, subject to Terms and Conditions for Electronic Documents at <http://www.sgs.com/en/Terms-and-Conditions/Terms-e-Documents.aspx>. Attention is drawn to the limitation of liability, indemnification and jurisdiction issues defined therein. Any holder of this document is advised that information contained hereon reflects the Company's findings at the time of its intervention only and within the limits of Client's instructions, if any. The Company's sole responsibility is to its Client and this document does not exonerate parties to a transaction from exercising all their rights and obligations under the transaction documents. This document cannot be reproduced except in full, without prior written approval of the Company. Any unauthorized alteration, forgery or falsification of the content or appearance of this document is unlawful and offenders may be prosecuted to the fullest extent of the law. Unless otherwise stated the results shown in this test report refer only to the sample(s) tested and such sample(s) are retained for 30 days only.

Attention: To check the authenticity of testing / inspection report and certificate, please contact us at telephone: (86-755) 8307 1443, or email: CN.Doccheck@sgs.com

SGS-CSTC Standards Technical Services Co., Ltd.  
Shenzhen Branch

No.1 Workshop, M-10, Middle Section, Science & Technology Park, Shenzhen, China 518057 t (86-755) 26012053 f (86-755) 26710594 www.sgs.com.cn  
中国·深圳·科技园中区M-10栋一号厂房 邮编: 518057 t (86-755) 26012053 f (86-755) 26710594 sgs.china@sgs.com

Test Mode: 01; Polarity: Horizontal; Modulation:802.11b; Bandwidth:20MHz; Channel:High



Site : chamber  
Condition: 3m HORIZONTAL  
Job No : 00028CR/00029CR  
Mode : 2462 TX RSE  
Note : 2.4G WIFI 11B

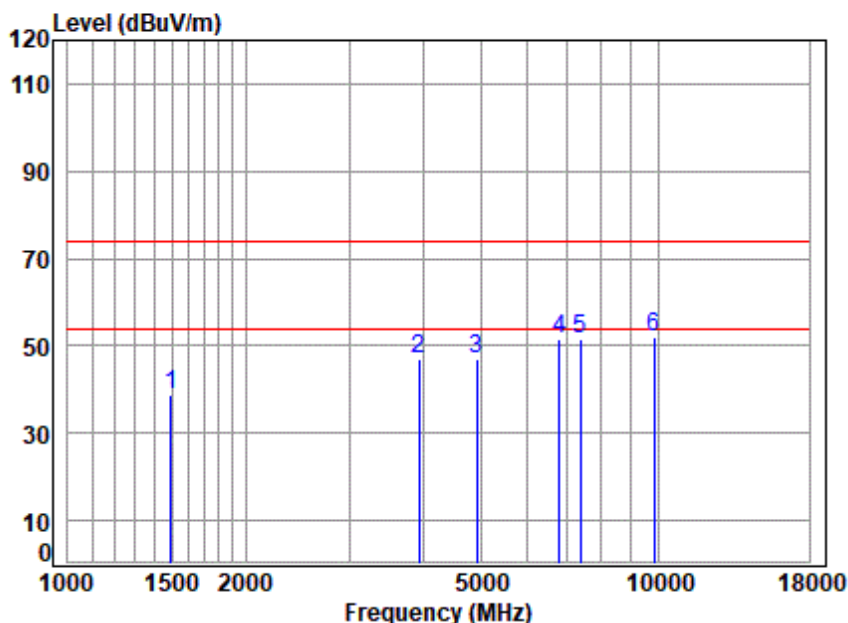
	Freq	Cable Loss	Ant Factor	Preamp Factor	Read Level	Level	Limit Line	Over Limit	Remark
	MHz	dB	dB/m	dB	dBuV	dBuV/m	dBuV/m	dB	
1	1331.288	3.00	25.15	39.85	55.18	43.48	74.00	-30.52	peak
2	3935.493	6.19	32.58	41.36	49.71	47.12	74.00	-26.88	peak
3	4924.000	7.22	34.11	42.24	47.79	46.88	74.00	-27.12	peak
4	6874.906	8.48	35.83	41.78	48.99	51.52	74.00	-22.48	peak
5	7386.000	8.91	36.21	41.34	47.39	51.17	74.00	-22.83	peak
6	9848.000	10.73	37.81	37.35	41.65	52.84	74.00	-21.16	peak



Unless otherwise agreed in writing, this document is issued by the Company subject to its General Conditions of Service printed overleaf, available on request or accessible at <http://www.sgs.com/en/Terms-and-Conditions.aspx> and, for electronic format documents, subject to Terms and Conditions for Electronic Documents at <http://www.sgs.com/en/Terms-and-Conditions/Terms-e-Documents.aspx>. Attention is drawn to the limitation of liability, indemnification and jurisdiction issues defined therein. Any holder of this document is advised that information contained hereon reflects the Company's findings at the time of its intervention only and within the limits of Client's instructions, if any. The Company's sole responsibility is to its Client and this document does not exonerate parties to a transaction from exercising all their rights and obligations under the transaction documents. This document cannot be reproduced except in full, without prior written approval of the Company. Any unauthorized alteration, forgery or falsification of the content or appearance of this document is unlawful and offenders may be prosecuted to the fullest extent of the law. Unless otherwise stated the results shown in this test report refer only to the sample(s) tested and such sample(s) are retained for 30 days only.



Test Mode: 01; Polarity: Vertical; Modulation:802.11b; Bandwidth:20MHz; Channel:High

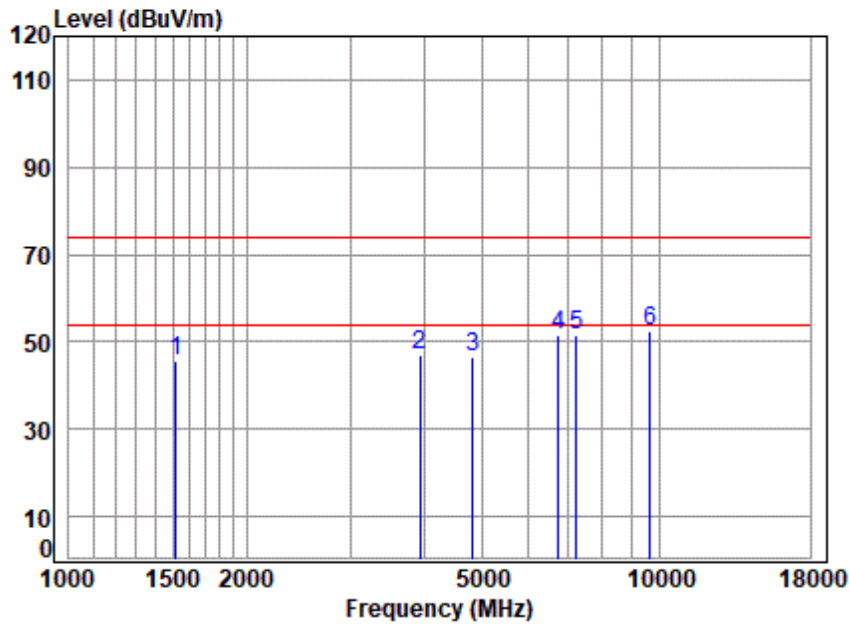


Site : chamber  
Condition: 3m VERTICAL  
Job No : 00028CR/00029CR  
Mode : 2462 TX RSE  
Note : 2.4G WIFI 11B

	Freq	Cable Loss	Ant Factor	Preamp Factor	Read Level	Level	Limit Line	Over Limit	Remark
	MHz	dB	dB/m	dB	dBuV	dBuV/m	dBuV/m	dB	
1	1494.455	3.25	25.78	39.95	49.76	38.84	74.00	-35.16	peak
2	3935.493	6.19	32.58	41.36	49.77	47.18	74.00	-26.82	peak
3	4924.000	7.22	34.11	42.24	47.74	46.83	74.00	-27.17	peak
4	6795.879	8.44	35.78	41.83	49.27	51.66	74.00	-22.34	peak
5	7386.000	8.91	36.21	41.34	47.59	51.37	74.00	-22.63	peak
6	9848.000	10.73	37.81	37.35	40.85	52.04	74.00	-21.96	peak



Test Mode: 01; Polarity: Horizontal; Modulation:802.11g; Bandwidth:20MHz; Channel:Low



Site : chamber  
Condition: 3m HORIZONTAL  
Job No : 00028CR/00029CR  
Mode : 2412 TX RSE  
Note : 2.4G WIFI 11G

	Freq	Cable Loss	Ant Factor	Preamp Factor	Read Level	Level	Limit Line	Over Limit	Remark
	MHz	dB	dB/m	dB	dBuV	dBuV/m	dBuV/m	dB	
1	1520.598	3.28	25.89	39.96	56.52	45.73	74.00	-28.27	peak
2	3935.493	6.19	32.58	41.36	49.62	47.03	74.00	-26.97	peak
3	4824.000	7.12	34.00	42.16	47.68	46.64	74.00	-27.36	peak
4	6756.708	8.42	35.76	41.86	49.23	51.55	74.00	-22.45	peak
5	7236.000	8.77	36.09	41.48	47.95	51.33	74.00	-22.67	peak
6	9648.000	10.79	37.69	37.69	41.61	52.40	74.00	-21.60	peak

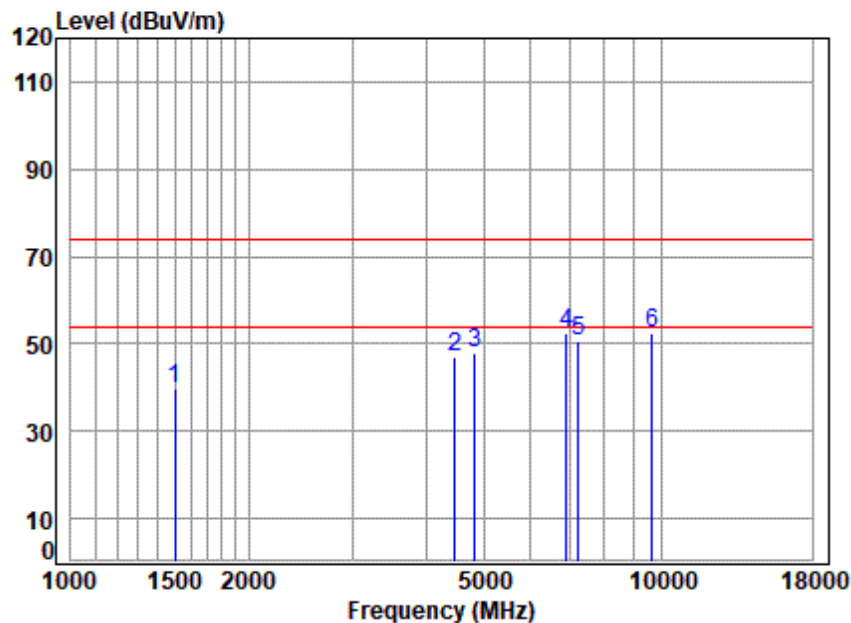


Unless otherwise agreed in writing, this document is issued by the Company subject to its General Conditions of Service printed overleaf, available on request or accessible at <http://www.sgs.com/en/Terms-and-Conditions.aspx> and, for electronic format documents, subject to Terms and Conditions for Electronic Documents at <http://www.sgs.com/en/Terms-and-Conditions/Terms-e-Documents.aspx>. Attention is drawn to the limitation of liability, indemnification and jurisdiction issues defined therein. Any holder of this document is advised that information contained hereon reflects the Company's findings at the time of its intervention only and within the limits of Client's instructions, if any. The Company's sole responsibility is to its Client and this document does not exonerate parties to a transaction from exercising all their rights and obligations under the transaction documents. This document cannot be reproduced except in full, without prior written approval of the Company. Any unauthorized alteration, forgery or falsification of the content or appearance of this document is unlawful and offenders may be prosecuted to the fullest extent of the law. Unless otherwise stated the results shown in this test report refer only to the sample(s) tested and such sample(s) are retained for 30 days only.

SGS-CSTC Standards Technical Services Co., Ltd.  
Shenzhen Branch

No.1 Workshop, M-10, Middle Section, Science & Technology Park, Shenzhen, China 518057 t (86-755) 26012053 f (86-755) 26710594 www.sgs.com.cn  
中国·深圳·科技园中区M-10栋一号厂房 邮编: 518057 t (86-755) 26012053 f (86-755) 26710594 sgs.china@sgs.com

Test Mode: 01; Polarity: Vertical; Modulation:802.11g; Bandwidth:20MHz; Channel:Low

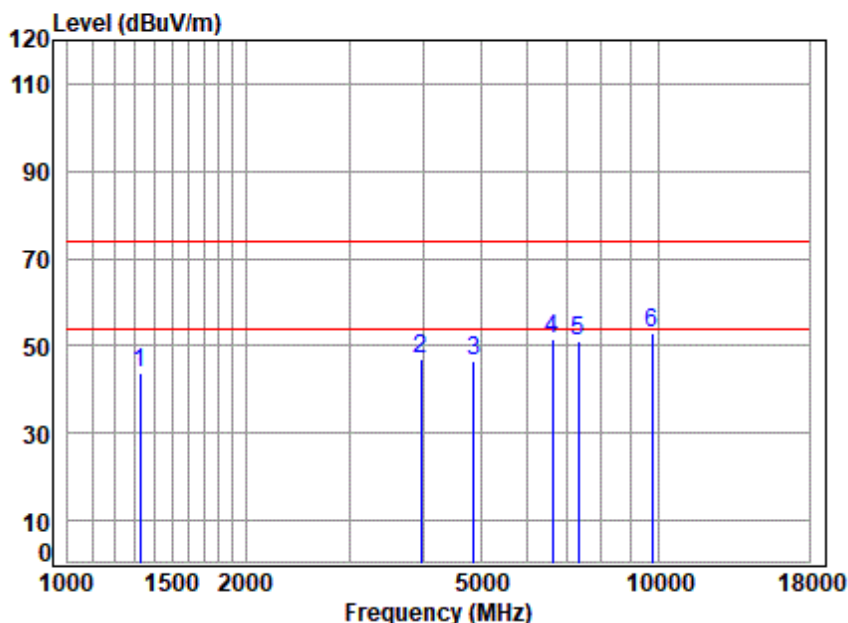


Site : chamber  
Condition: 3m VERTICAL  
Job No : 00028CR/00029CR  
Mode : 2412 TX RSE  
Note : 2.4G WIFI 11G

	Freq	Cable Loss	Ant Factor	Preamp Factor	Read Level	Level	Limit Line	Over Limit	Remark
	MHz	dB	dB/m	dB	dBuV	dBuV/m	dBuV/m	dB	
1	1498.781	3.26	25.80	39.95	50.55	39.66	74.00	-34.34	peak
2	4469.214	6.73	33.55	41.85	48.49	46.92	74.00	-27.08	peak
3	4824.000	7.12	34.00	42.16	48.75	47.71	74.00	-26.29	peak
4	6914.763	8.50	35.85	41.76	49.68	52.27	74.00	-21.73	peak
5	7236.000	8.77	36.09	41.48	47.48	50.86	74.00	-23.14	peak
6	9648.000	10.79	37.69	37.69	41.63	52.42	74.00	-21.58	peak



Test Mode: 01; Polarity: Horizontal; Modulation:802.11g; Bandwidth:20MHz; Channel:middle



Site : chamber  
Condition: 3m HORIZONTAL  
Job No : 00028CR/00029CR  
Mode : 2437 TX RSE  
Note : 2.4G WIFI 11G

	Freq	Cable Loss	Ant Factor	Preamp Factor	Read Level	Level	Limit Line	Over Limit	Remark
	MHz	dB	dB/m	dB	dBuV	dBuV/m	dBuV/m	dB	
1	1327.446	2.99	25.14	39.85	55.47	43.75	74.00	-30.25	peak
2	3958.309	6.22	32.62	41.37	49.71	47.18	74.00	-26.82	peak
3	4874.000	7.17	34.05	42.20	47.59	46.61	74.00	-27.39	peak
4	6621.375	8.34	35.67	41.95	49.35	51.41	74.00	-22.59	peak
5	7311.000	8.84	36.15	41.41	47.54	51.12	74.00	-22.88	peak
6	9748.000	10.76	37.75	37.52	41.76	52.75	74.00	-21.25	peak



Unless otherwise agreed in writing, this document is issued by the Company subject to its General Conditions of Service printed overleaf, available on request or accessible at <http://www.sgs.com/en/Terms-and-Conditions.aspx> and, for electronic format documents, subject to Terms and Conditions for Electronic Documents at <http://www.sgs.com/en/Terms-and-Conditions/Terms-e-Documents.aspx>. Attention is drawn to the limitation of liability, indemnification and jurisdiction issues defined therein. Any holder of this document is advised that information contained hereon reflects the Company's findings at the time of its intervention only and within the limits of Client's instructions, if any. The Company's sole responsibility is to its Client and this document does not exonerate parties to a transaction from exercising all their rights and obligations under the transaction documents. This document cannot be reproduced except in full, without prior written approval of the Company. Any unauthorized alteration, forgery or falsification of the content or appearance of this document is unlawful and offenders may be prosecuted to the fullest extent of the law. Unless otherwise stated the results shown in this test report refer only to the sample(s) tested and such sample(s) are retained for 30 days only.

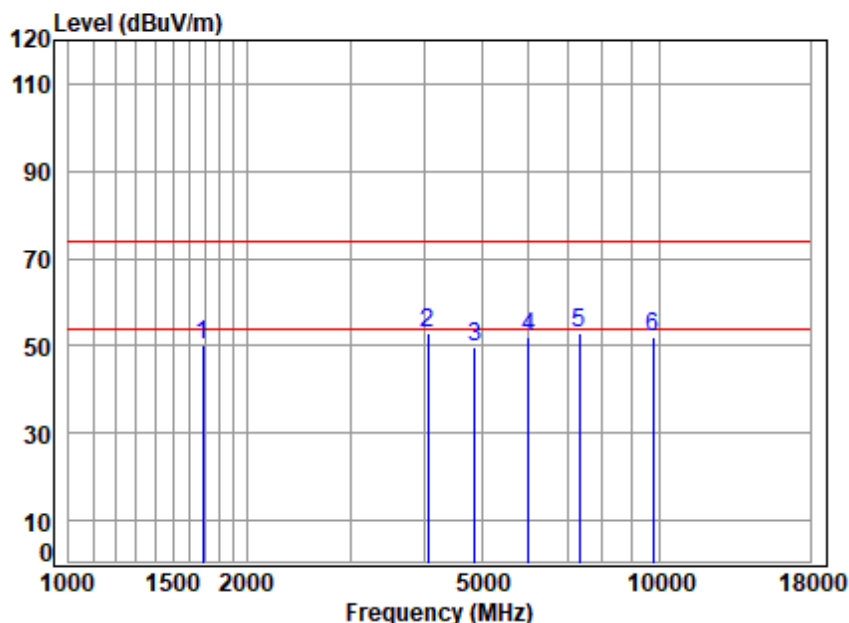
Attention: To check the authenticity of testing / inspection report and certificate, please contact us at telephone: (86-755) 8307 1443, or email: [CN.Doccheck@sgs.com](mailto:CN.Doccheck@sgs.com)

SGS-CSTC Standards Technical Services Co., Ltd.  
Shenzhen Branch

No.1 Workshop, M-10, Middle Section, Science & Technology Park, Shenzhen, China 518057 t (86-755) 26012053 f (86-755) 26710594 www.sgs.com.cn  
中国·深圳·科技园中区M-10栋一号厂房 邮编: 518057 t (86-755) 26012053 f (86-755) 26710594 sgs.china@sgs.com



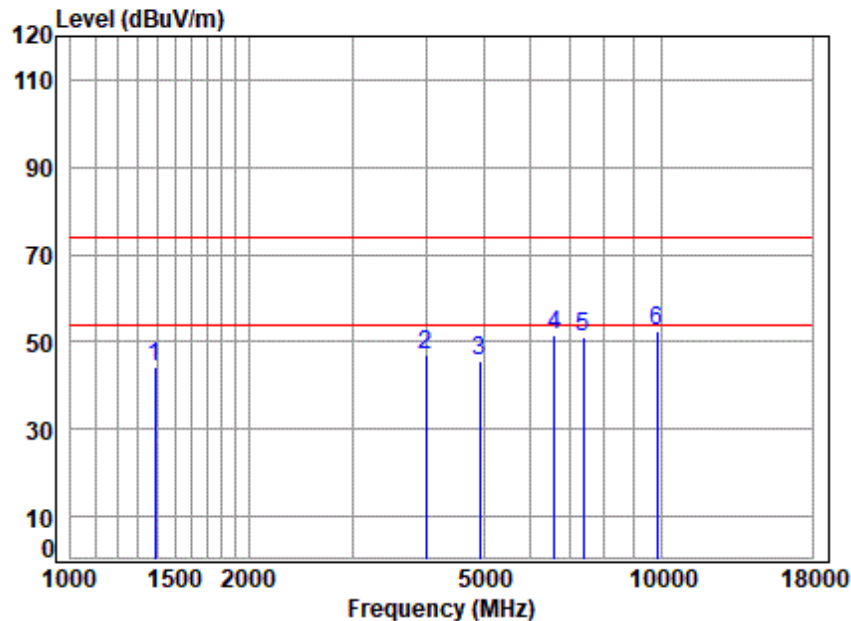
Test Mode: 01; Polarity: Vertical; Modulation:802.11g; Bandwidth:20MHz; Channel:middle



Site : chamber  
Condition: 3m VERTICAL  
Job No : 00028CR/00029CR  
Mode : 2437 TX SE  
Note : 2.4G WIFI 11G

	Freq	Cable Loss	Ant Factor	Preamp Factor	Read Level	Level	Limit	Over Limit	Remark
	MHz	dB	dB/m	dB	dBuV	dBuV/m	dBuV/m	dB	
1	1687.347	3.42	26.62	40.05	60.24	50.23	74.00	-23.77	peak
2	4050.904	6.33	32.80	41.45	55.05	52.73	74.00	-21.27	peak
3	4874.000	7.17	34.05	42.20	50.69	49.71	74.00	-24.29	peak
4	6001.626	8.26	35.10	42.40	51.11	52.07	74.00	-21.93	peak
5	7311.000	8.84	36.15	41.41	49.45	53.03	74.00	-20.97	peak
6	9748.000	10.76	37.75	37.52	40.98	51.97	74.00	-22.03	peak

Test Mode: 01; Polarity: Horizontal; Modulation:802.11g; Bandwidth:20MHz; Channel:High

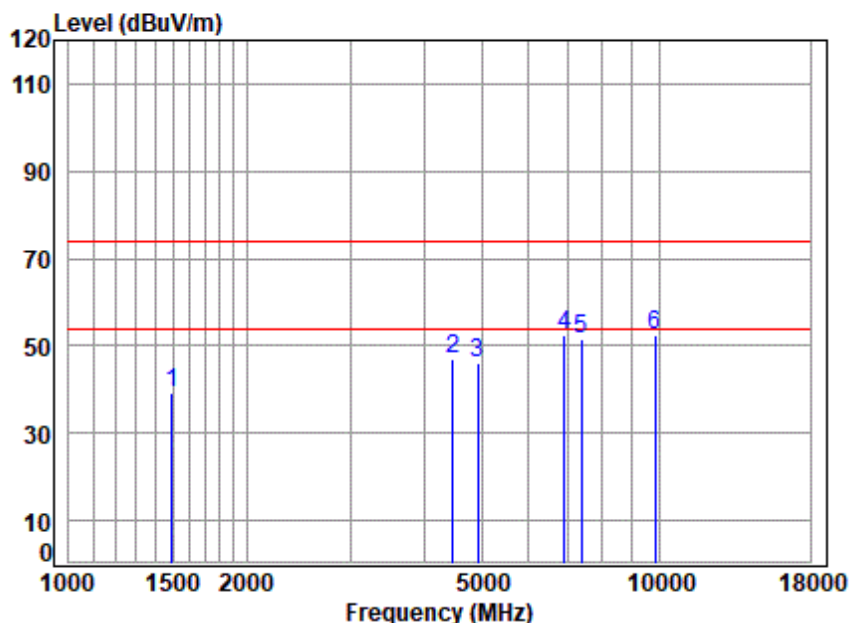


Site : chamber  
Condition: 3m HORIZONTAL  
Job No : 00028CR/00029CR  
Mode : 2462 TX RSE  
Note : 2.4G WIFI 11G

	Freq	Cable Loss	Ant Factor	Preamp Factor	Read Level	Level	Limit Line	Over Limit	Remark
	MHz	dB	dB/m	dB	dBuV	dBuV/m	dBuV/m	dB	
1	1390.276	3.09	25.39	39.89	55.79	44.38	74.00	-29.62	peak
2	3992.781	6.27	32.69	41.40	49.64	47.20	74.00	-26.80	peak
3	4924.000	7.22	34.11	42.24	46.72	45.81	74.00	-28.19	peak
4	6583.209	8.32	35.65	41.98	49.49	51.48	74.00	-22.52	peak
5	7386.000	8.91	36.21	41.34	47.33	51.11	74.00	-22.89	peak
6	9848.000	10.73	37.81	37.35	41.43	52.62	74.00	-21.38	peak



Test Mode: 01; Polarity: Vertical; Modulation:802.11g; Bandwidth:20MHz; Channel:High



Site : chamber  
Condition: 3m VERTICAL  
Job No : 00028CR/00029CR  
Mode : 2462 TX RSE  
Note : 2.4G WIFI 11G

	Freq	Cable Loss	Ant Factor	Preamp Factor	Read Level	Level	Limit Line	Over Limit	Remark
	MHz	dB	dB/m	dB	dBuV	dBuV/m	dBuV/m	dB	
1	1494.455	3.25	25.78	39.95	50.10	39.18	74.00	-34.82	peak
2	4469.214	6.73	33.55	41.85	48.69	47.12	74.00	-26.88	peak
3	4924.000	7.22	34.11	42.24	47.05	46.14	74.00	-27.86	peak
4	6914.763	8.50	35.85	41.76	49.68	52.27	74.00	-21.73	peak
5	7386.000	8.91	36.21	41.34	47.98	51.76	74.00	-22.24	peak
6	9848.000	10.73	37.81	37.35	41.30	52.49	74.00	-21.51	peak

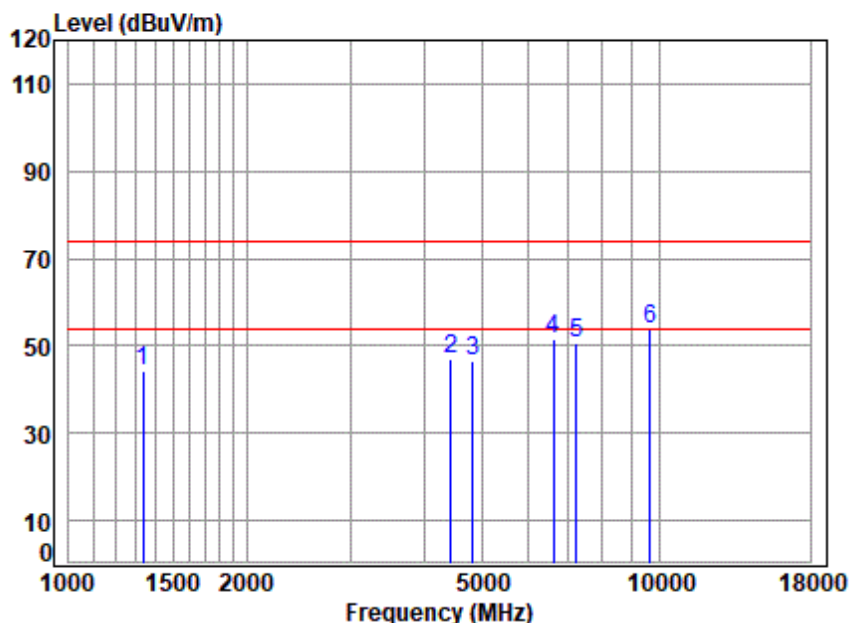


Unless otherwise agreed in writing, this document is issued by the Company subject to its General Conditions of Service printed overleaf, available on request or accessible at <http://www.sgs.com/en/Terms-and-Conditions.aspx> and, for electronic format documents, subject to Terms and Conditions for Electronic Documents at <http://www.sgs.com/en/Terms-and-Conditions/Terms-e-Documents.aspx>. Attention is drawn to the limitation of liability, indemnification and jurisdiction issues defined therein. Any holder of this document is advised that information contained hereon reflects the Company's findings at the time of its intervention only and within the limits of Client's instructions, if any. The Company's sole responsibility is to its Client and this document does not exonerate parties to a transaction from exercising all their rights and obligations under the transaction documents. This document cannot be reproduced except in full, without prior written approval of the Company. Any unauthorized alteration, forgery or falsification of the content or appearance of this document is unlawful and offenders may be prosecuted to the fullest extent of the law. Unless otherwise stated the results shown in this test report refer only to the sample(s) tested and such sample(s) are retained for 30 days only.

Attention: To check the authenticity of testing / inspection report and certificate, please contact us at telephone: (86-755) 8307 1443, or email: [CN.Doccheck@sgs.com](mailto:CN.Doccheck@sgs.com)

No.1 Workshop, M-10, Middle Section, Science & Technology Park, Shenzhen, China 518057 t (86-755) 26012053 f (86-755) 26710594 www.sgs.com.cn  
中国·深圳·科技园中区M-10栋一号厂房 邮编: 518057 t (86-755) 26012053 f (86-755) 26710594 sgs.china@sgs.com

Test Mode: 01; Polarity: Horizontal; Modulation:802.11n; Bandwidth:20MHz; Channel:Low



Site : chamber  
Condition: 3m HORIZONTAL  
Job No : 00028CR/00029CR  
Mode : 2412 TX RSE  
Note : 2.4G WIFI 11N20

	Freq	Cable Loss	Ant Factor	Preamp Factor	Read Level	Level	Limit Line	Over Limit	Remark
	MHz	dB	dB/m	dB	dBuV	dBuV/m	dBuV/m	dB	
1	1335.141	3.00	25.17	39.85	55.75	44.07	74.00	-29.93	peak
2	4430.628	6.70	33.48	41.81	48.81	47.18	74.00	-26.82	peak
3	4824.000	7.12	34.00	42.16	47.52	46.48	74.00	-27.52	peak
4	6621.375	8.34	35.67	41.95	49.64	51.70	74.00	-22.30	peak
5	7236.000	8.77	36.09	41.48	47.08	50.46	74.00	-23.54	peak
6	9648.000	10.79	37.69	37.69	43.01	53.80	74.00	-20.20	peak



Unless otherwise agreed in writing, this document is issued by the Company subject to its General Conditions of Service printed overleaf, available on request or accessible at <http://www.sgs.com/en/Terms-and-Conditions.aspx> and, for electronic format documents, subject to Terms and Conditions for Electronic Documents at <http://www.sgs.com/en/Terms-and-Conditions/Terms-e-Documents.aspx>. Attention is drawn to the limitation of liability, indemnification and jurisdiction issues defined therein. Any holder of this document is advised that information contained hereon reflects the Company's findings at the time of its intervention only and within the limits of Client's instructions, if any. The Company's sole responsibility is to its Client and this document does not exonerate parties to a transaction from exercising all their rights and obligations under the transaction documents. This document cannot be reproduced except in full, without prior written approval of the Company. Any unauthorized alteration, forgery or falsification of the content or appearance of this document is unlawful and offenders may be prosecuted to the fullest extent of the law. Unless otherwise stated the results shown in this test report refer only to the sample(s) tested and such sample(s) are retained for 30 days only.

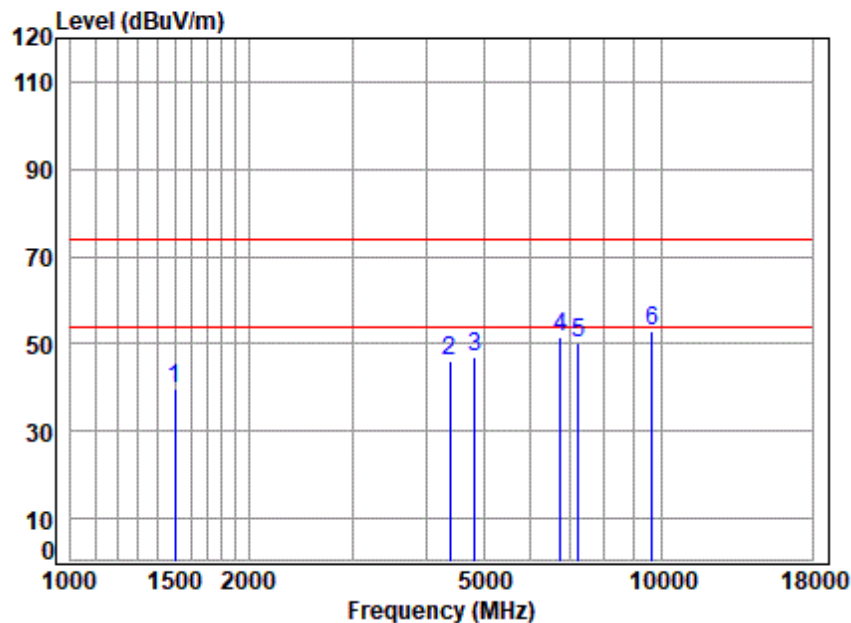
Attention: To check the authenticity of testing / inspection report and certificate, please contact us at telephone: (86-755) 8307 1443, or email: [CN.Doccheck@sgs.com](mailto:CN.Doccheck@sgs.com)

SGS-CSTC Standards Technical Services Co., Ltd.  
Shenzhen Branch

No.1 Workshop, M-10, Middle Section, Science & Technology Park, Shenzhen, China 518057 t (86-755) 26012053 f (86-755) 26710594 www.sgs.com.cn  
中国·深圳·科技园中区M-10栋一号厂房 邮编: 518057 t (86-755) 26012053 f (86-755) 26710594 sgs.china@sgs.com



Test Mode: 01; Polarity: Vertical; Modulation:802.11n; Bandwidth:20MHz; Channel:Low

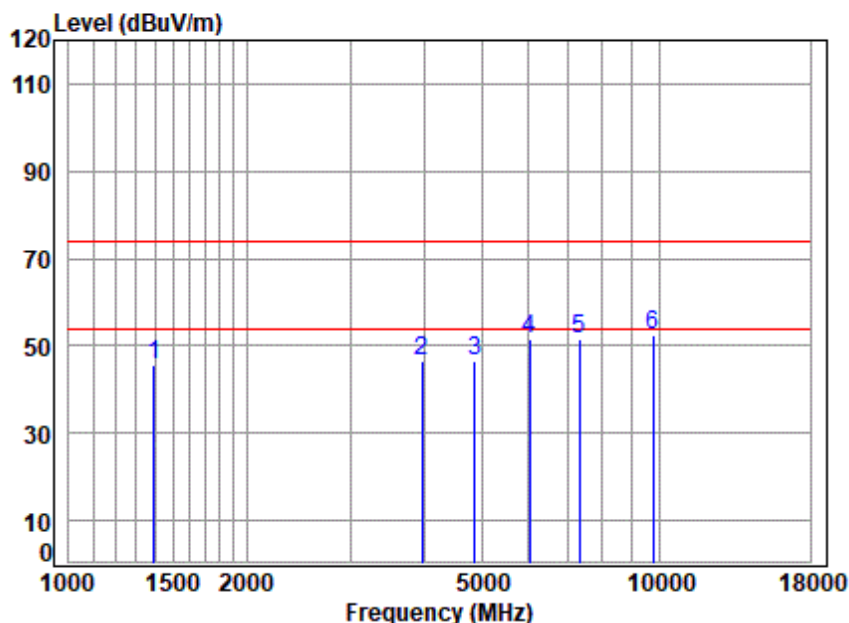


Site : chamber  
Condition: 3m VERTICAL  
Job No : 00028CR/00029CR  
Mode : 2412 TX RSE  
Note : 2.4G WIFI 11N20

	Freq	Cable Loss	Ant Factor	Preamp Factor	Read Level	Level	Limit Line	Over Limit	Remark
	MHz	dB	dB/m	dB	dBuV	dBuV/m	dBuV/m	dB	
1	1498.781	3.26	25.80	39.95	50.49	39.60	74.00	-34.40	peak
2	4392.376	6.66	33.42	41.78	47.95	46.25	74.00	-27.75	peak
3	4824.000	7.12	34.00	42.16	47.97	46.93	74.00	-27.07	peak
4	6737.207	8.41	35.75	41.87	49.11	51.40	74.00	-22.60	peak
5	7236.000	8.77	36.09	41.48	46.71	50.09	74.00	-23.91	peak
6	9648.000	10.79	37.69	37.69	42.25	53.04	74.00	-20.96	peak



Test Mode: 01; Polarity: Horizontal; Modulation:802.11n; Bandwidth:20MHz; Channel:middle

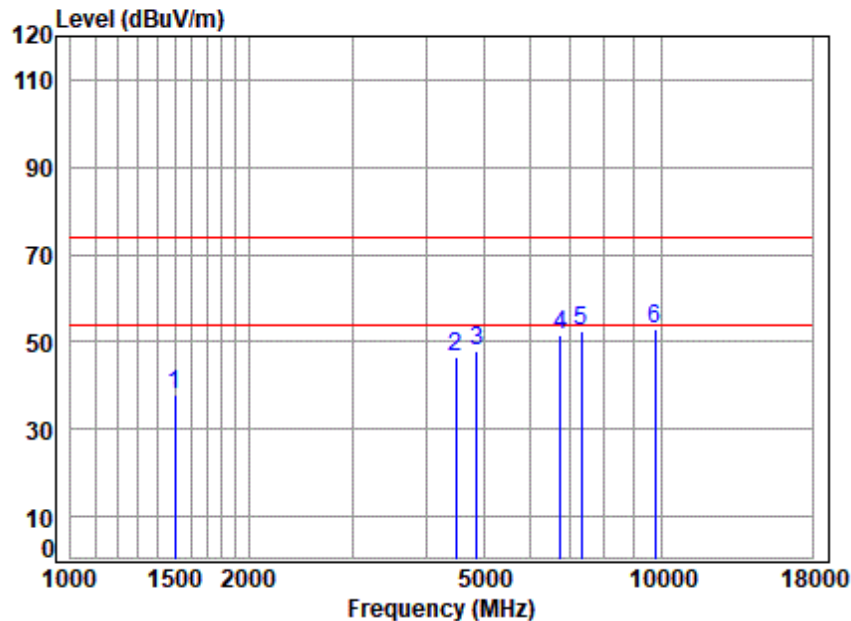


Site : chamber  
Condition: 3m HORIZONTAL  
Job No : 00028CR/00029CR  
Mode : 2437 TX RSE  
Note : 2.4G WIFI 11N20

	Freq	Cable Loss	Ant Factor	Preamp Factor	Read Level	Level	Limit Line	Over Limit	Remark
	MHz	dB	dB/m	dB	dBuV	dBuV/m	dBuV/m	dB	
1	1394.300	3.10	25.40	39.89	56.85	45.46	74.00	-28.54	peak
2	3958.309	6.22	32.62	41.37	49.30	46.77	74.00	-27.23	peak
3	4874.000	7.17	34.05	42.20	47.57	46.59	74.00	-27.41	peak
4	6018.999	8.26	35.12	42.39	50.71	51.70	74.00	-22.30	peak
5	7311.000	8.84	36.15	41.41	48.20	51.78	74.00	-22.22	peak
6	9748.000	10.76	37.75	37.52	41.55	52.54	74.00	-21.46	peak



Test Mode: 01; Polarity: Vertical; Modulation:802.11n; Bandwidth:20MHz; Channel:middle

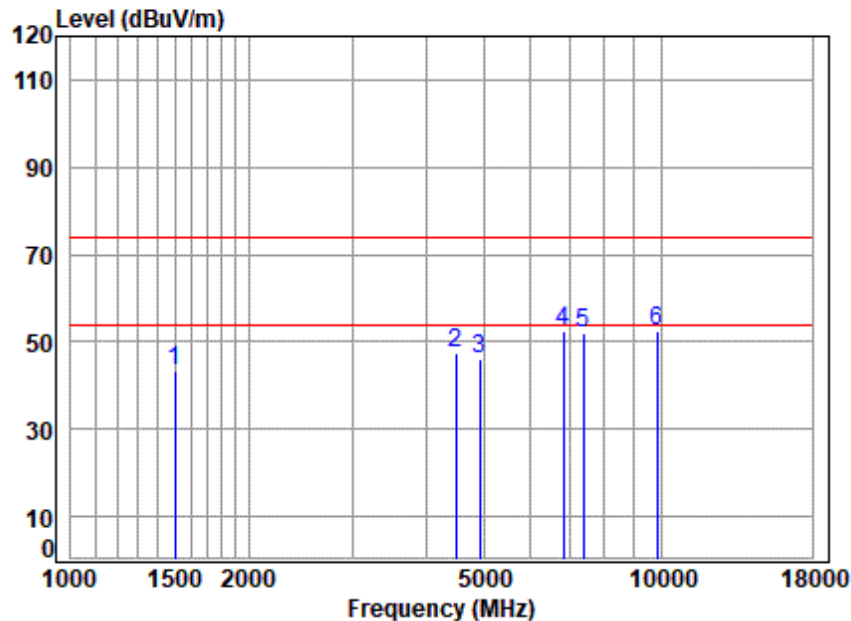


Site : chamber  
Condition: 3m VERTICAL  
Job No : 00028CR/00029CR  
Mode : 2437 TX RSE  
Note : 2.4G WIFI 11N20

	Freq	Cable Loss	Ant Factor	Preamp Factor	Read Level	Level	Limit Line	Over Limit	Remark
	MHz	dB	dB/m	dB	dBuV	dBuV/m	dBuV/m	dB	
1	1498.781	3.26	25.80	39.95	48.61	37.72	74.00	-36.28	peak
2	4482.150	6.74	33.57	41.86	48.24	46.69	74.00	-27.31	peak
3	4874.000	7.17	34.05	42.20	48.69	47.71	74.00	-26.29	peak
4	6737.207	8.41	35.75	41.87	49.38	51.67	74.00	-22.33	peak
5	7311.000	8.84	36.15	41.41	49.08	52.66	74.00	-21.34	peak
6	9748.000	10.76	37.75	37.52	41.91	52.90	74.00	-21.10	peak



Test Mode: 01; Polarity: Horizontal; Modulation:802.11n; Bandwidth:20MHz; Channel:High



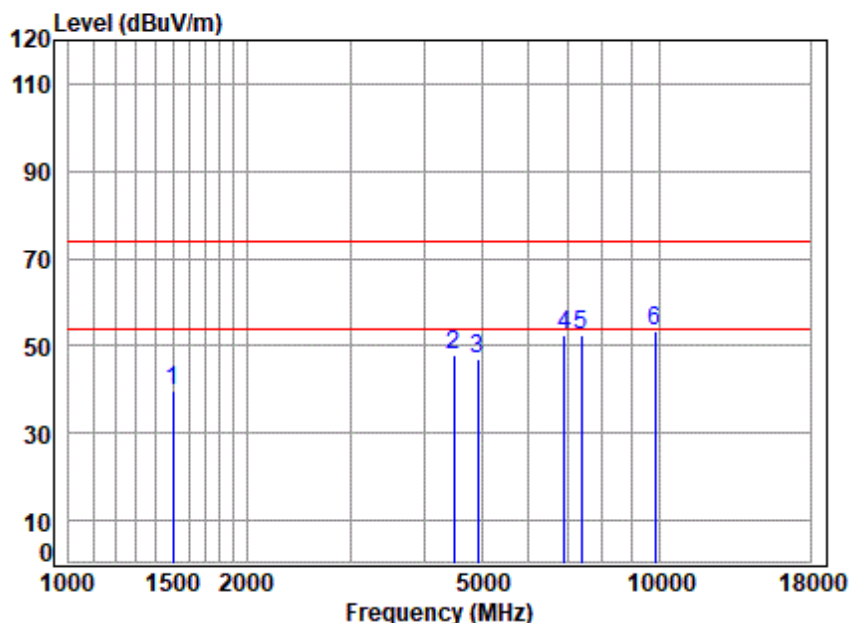
Site : chamber  
Condition: 3m HORIZONTAL  
Job No : 00028CR/00029CR  
Mode : 2462 TX RSE  
Note : 2.4G WIFI 11N20

	Freq	Cable Loss	Ant Factor	Preamp Factor	Read Level	Level	Limit Line	Over Limit	Remark
	MHz	dB	dB/m	dB	dBuV	dBuV/m	dBuV/m	dB	
1	1503.119	3.26	25.81	39.95	54.40	43.52	74.00	-30.48	peak
2	4495.125	6.76	33.59	41.87	49.00	47.48	74.00	-26.52	peak
3	4924.000	7.22	34.11	42.24	46.99	46.08	74.00	-27.92	peak
4	6835.278	8.46	35.80	41.81	50.14	52.59	74.00	-21.41	peak
5	7386.000	8.91	36.21	41.34	48.36	52.14	74.00	-21.86	peak
6	9848.000	10.73	37.81	37.35	41.44	52.63	74.00	-21.37	peak





Test Mode: 01; Polarity: Vertical; Modulation:802.11n; Bandwidth:20MHz; Channel:High



Site : chamber  
Condition: 3m VERTICAL  
Job No : 00028CR/00029CR  
Mode : 2462 TX RSE  
Note : 2.4G WIFI 11N20

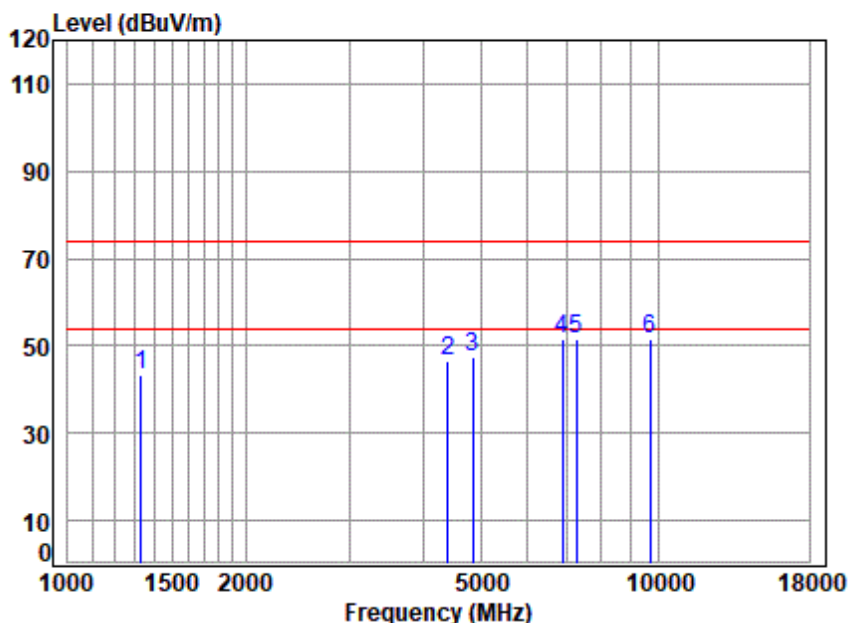
	Freq	Cable Loss	Ant Factor	Preamp Factor	Read Level	Level	Limit Line	Over Limit	Remark
	MHz	dB	dB/m	dB	dBuV	dBuV/m	dBuV/m	dB	
1	1498.781	3.26	25.80	39.95	50.69	39.80	74.00	-34.20	peak
2	4495.125	6.76	33.59	41.87	49.33	47.81	74.00	-26.19	peak
3	4924.000	7.22	34.11	42.24	48.11	47.20	74.00	-26.80	peak
4	6894.806	8.49	35.84	41.77	49.89	52.45	74.00	-21.55	peak
5	7386.000	8.91	36.21	41.34	48.70	52.48	74.00	-21.52	peak
6	9848.000	10.73	37.81	37.35	41.99	53.18	74.00	-20.82	peak



Unless otherwise agreed in writing, this document is issued by the Company subject to its General Conditions of Service printed overleaf, available on request or accessible at <http://www.sgs.com/en/Terms-and-Conditions.aspx> and, for electronic format documents, subject to Terms and Conditions for Electronic Documents at <http://www.sgs.com/en/Terms-and-Conditions/Terms-e-Documents.aspx>. Attention is drawn to the limitation of liability, indemnification and jurisdiction issues defined therein. Any holder of this document is advised that information contained hereon reflects the Company's findings at the time of its intervention only and within the limits of Client's instructions, if any. The Company's sole responsibility is to its Client and this document does not exonerate parties to a transaction from exercising all their rights and obligations under the transaction documents. This document cannot be reproduced except in full, without prior written approval of the Company. Any unauthorized alteration, forgery or falsification of the content or appearance of this document is unlawful and offenders may be prosecuted to the fullest extent of the law. Unless otherwise stated the results shown in this test report refer only to the sample(s) tested and such sample(s) are retained for 30 days only.

Attention: To check the authenticity of testing / inspection report and certificate, please contact us at telephone: (86-755) 8307 1443, or email: [CN.Doccheck@sgs.com](mailto:CN.Doccheck@sgs.com)  
No.1 Workshop, M-10, Middle Section, Science & Technology Park, Shenzhen, China 518057 t (86-755) 26012053 f (86-755) 26710594 www.sgs.com.cn  
中国·深圳·科技园中区M-10栋一号厂房 邮编: 518057 t (86-755) 26012053 f (86-755) 26710594 sgs.china@sgs.com

Test Mode: 01; Polarity: Horizontal; Modulation:802.11n; Bandwidth:40MHz; Channel:Low



Site : chamber  
Condition: 3m HORIZONTAL  
Job No : 00028CR/00029CR  
Mode : 2422 TX RSE  
Note : 2.4G WIFI 11N40

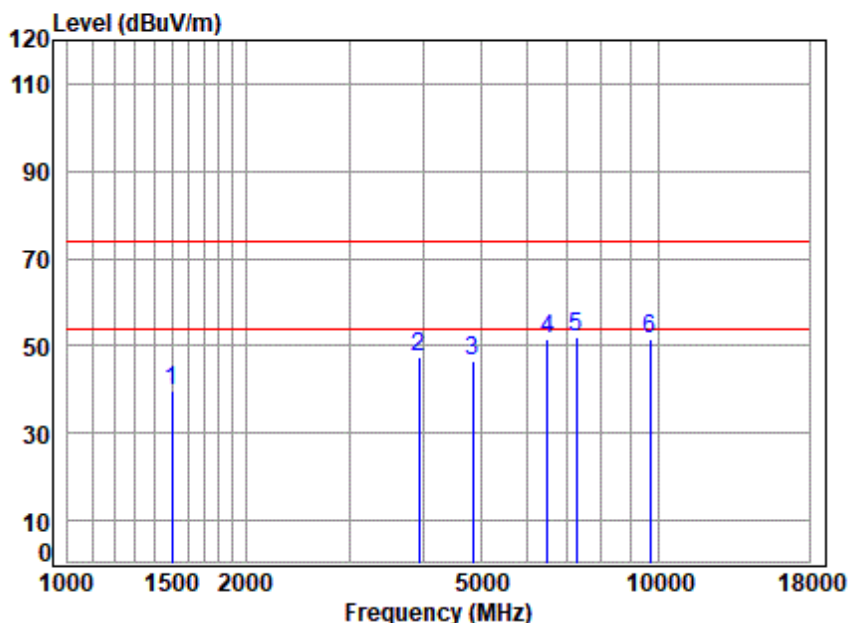
	Freq	Cable Loss	Ant Factor	Preamp Factor	Read Level	Level	Limit Line	Over Limit	Remark
	MHz	dB	dB/m	dB	dBuV	dBuV/m	dBuV/m	dB	
1	1331.288	3.00	25.15	39.85	54.95	43.25	74.00	-30.75	peak
2	4405.090	6.67	33.44	41.79	48.27	46.59	74.00	-27.41	peak
3	4844.000	7.14	34.02	42.17	48.53	47.52	74.00	-26.48	peak
4	6874.906	8.48	35.83	41.78	49.03	51.56	74.00	-22.44	peak
5	7266.000	8.79	36.12	41.45	48.19	51.65	74.00	-22.35	peak
6	9688.000	10.78	37.71	37.63	40.84	51.70	74.00	-22.30	peak



Unless otherwise agreed in writing, this document is issued by the Company subject to its General Conditions of Service printed overleaf, available on request or accessible at <http://www.sgs.com/en/Terms-and-Conditions.aspx> and, for electronic format documents, subject to Terms and Conditions for Electronic Documents at <http://www.sgs.com/en/Terms-and-Conditions/Terms-e-Documents.aspx>. Attention is drawn to the limitation of liability, indemnification and jurisdiction issues defined therein. Any holder of this document is advised that information contained hereon reflects the Company's findings at the time of its intervention only and within the limits of Client's instructions, if any. The Company's sole responsibility is to its Client and this document does not exonerate parties to a transaction from exercising all their rights and obligations under the transaction documents. This document cannot be reproduced except in full, without prior written approval of the Company. Any unauthorized alteration, forgery or falsification of the content or appearance of this document is unlawful and offenders may be prosecuted to the fullest extent of the law. Unless otherwise stated the results shown in this test report refer only to the sample(s) tested and such sample(s) are retained for 30 days only.

Attention: To check the authenticity of testing / inspection report and certificate, please contact us at telephone: (86-755) 8307 1443, or email: [CN.Doccheck@sgs.com](mailto:CN.Doccheck@sgs.com)  
No.1 Workshop, M-10, Middle Section, Science & Technology Park, Shenzhen, China 518057 t (86-755) 26012053 f (86-755) 26710594 www.sgs.com.cn  
中国·深圳·科技园中区M-10栋一号厂房 邮编: 518057 t (86-755) 26012053 f (86-755) 26710594 sgs.china@sgs.com

Test Mode: 01; Polarity: Vertical; Modulation:802.11n; Bandwidth:40MHz; Channel:Low



Site : chamber  
Condition: 3m VERTICAL  
Job No : 00028CR/00029CR  
Mode : 2422 TX RSE  
Note : 2.4G WIFI 11N40

	Freq	Cable Loss	Ant Factor	Preamp Factor	Read Level	Level	Limit Line	Over Limit	Remark
	MHz	dB	dB/m	dB	dBuV	dBuV/m	dBuV/m	dB	
1	1498.781	3.26	25.80	39.95	50.57	39.68	74.00	-34.32	peak
2	3935.493	6.19	32.58	41.36	49.87	47.28	74.00	-26.72	peak
3	4844.000	7.14	34.02	42.17	47.64	46.63	74.00	-27.37	peak
4	6488.754	8.28	35.59	42.04	49.55	51.38	74.00	-22.62	peak
5	7266.000	8.79	36.12	41.45	48.54	52.00	74.00	-22.00	peak
6	9688.000	10.78	37.71	37.63	40.84	51.70	74.00	-22.30	peak



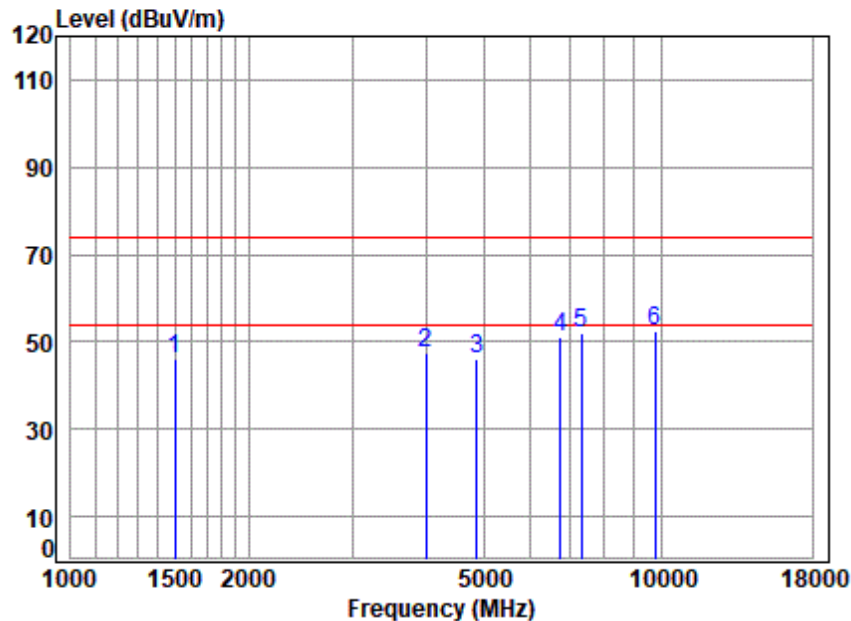
Unless otherwise agreed in writing, this document is issued by the Company subject to its General Conditions of Service printed overleaf, available on request or accessible at <http://www.sgs.com/en/Terms-and-Conditions.aspx> and, for electronic format documents, subject to Terms and Conditions for Electronic Documents at <http://www.sgs.com/en/Terms-and-Conditions/Terms-e-Documents.aspx>. Attention is drawn to the limitation of liability, indemnification and jurisdiction issues defined therein. Any holder of this document is advised that information contained hereon reflects the Company's findings at the time of its intervention only and within the limits of Client's instructions, if any. The Company's sole responsibility is to its Client and this document does not exonerate parties to a transaction from exercising all their rights and obligations under the transaction documents. This document cannot be reproduced except in full, without prior written approval of the Company. Any unauthorized alteration, forgery or falsification of the content or appearance of this document is unlawful and offenders may be prosecuted to the fullest extent of the law. Unless otherwise stated the results shown in this test report refer only to the sample(s) tested and such sample(s) are retained for 30 days only.

Attention: To check the authenticity of testing / inspection report and certificate, please contact us at telephone: (86-755) 8307 1443, or email: [CN.Doccheck@sgs.com](mailto:CN.Doccheck@sgs.com)

SGS-CSTC Standards Technical Services Co., Ltd.  
Shenzhen Branch

No.1 Workshop, M-10, Middle Section, Science & Technology Park, Shenzhen, China 518057 t (86-755) 26012053 f (86-755) 26710594 www.sgs.com.cn  
中国·深圳·科技园中区M-10栋一号厂房 邮编: 518057 t (86-755) 26012053 f (86-755) 26710594 sgs.china@sgs.com

Test Mode: 01; Polarity: Horizontal; Modulation:802.11n; Bandwidth:40MHz; Channel:middle



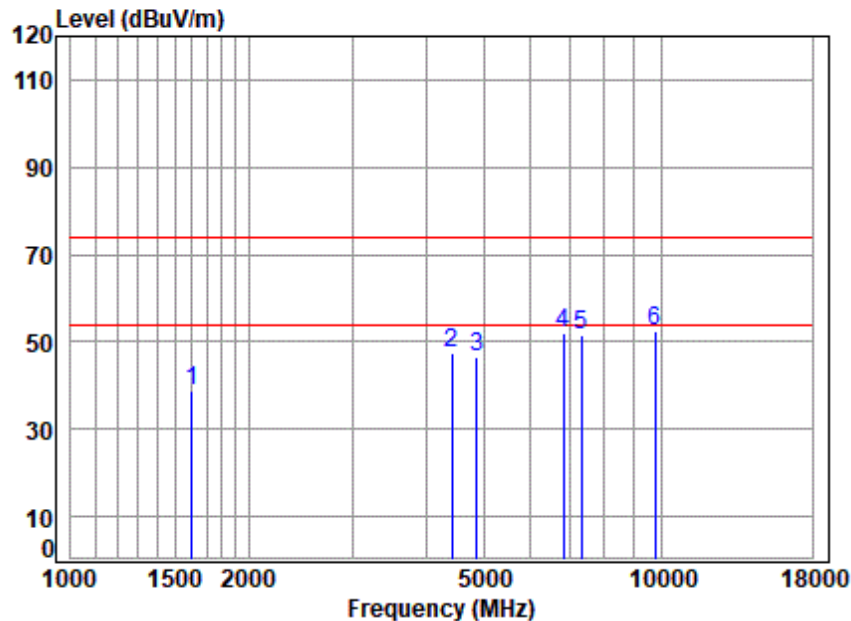
Site : chamber  
Condition: 3m HORIZONTAL  
Job No : 00028CR/00029CR  
Mode : 2437 TX RSE  
Note : 2.4G WIFI 11N40

	Freq	Cable Loss	Ant Factor	Preamp Factor	Read Level	Level	Limit Line	Over Limit	Remark
	MHz	dB	dB/m	dB	dBuV	dBuV/m	dBuV/m	dB	
1	1503.119	3.26	25.81	39.95	57.15	46.27	74.00	-27.73	peak
2	3992.781	6.27	32.69	41.40	49.89	47.45	74.00	-26.55	peak
3	4874.000	7.17	34.05	42.20	47.25	46.27	74.00	-27.73	peak
4	6737.207	8.41	35.75	41.87	48.96	51.25	74.00	-22.75	peak
5	7311.000	8.84	36.15	41.41	48.48	52.06	74.00	-21.94	peak
6	9748.000	10.76	37.75	37.52	41.39	52.38	74.00	-21.62	peak





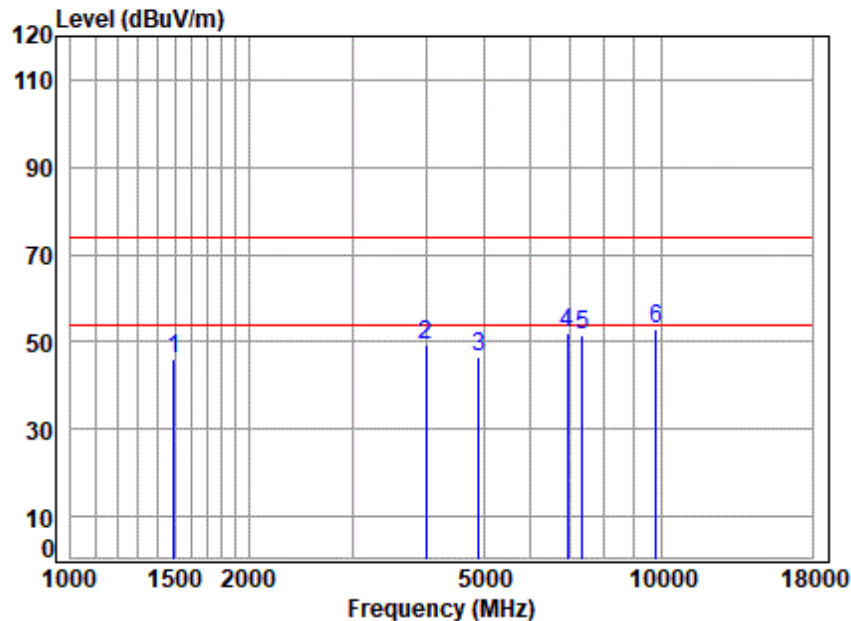
Test Mode: 01; Polarity: Vertical; Modulation:802.11n; Bandwidth:40MHz; Channel:middle



Site : chamber  
Condition: 3m VERTICAL  
Job No : 00028CR/00029CR  
Mode : 2437 TX RSE  
Note : 2.4G WIFI 11N40

	Freq	Cable Loss	Ant Factor	Preamp Factor	Read Level	Level	Limit Line	Over Limit	Remark
	MHz	dB	dB/m	dB	dBuV	dBuV/m	dBuV/m	dB	
1	1606.441	3.35	26.28	40.01	49.37	38.99	74.00	-35.01	peak
2	4417.841	6.68	33.46	41.80	48.97	47.31	74.00	-26.69	peak
3	4874.000	7.17	34.05	42.20	47.72	46.74	74.00	-27.26	peak
4	6815.551	8.45	35.79	41.82	49.38	51.80	74.00	-22.20	peak
5	7311.000	8.84	36.15	41.41	48.17	51.75	74.00	-22.25	peak
6	9748.000	10.76	37.75	37.52	41.68	52.67	74.00	-21.33	peak

Test Mode: 01; Polarity: Horizontal; Modulation:802.11n; Bandwidth:40MHz; Channel:High

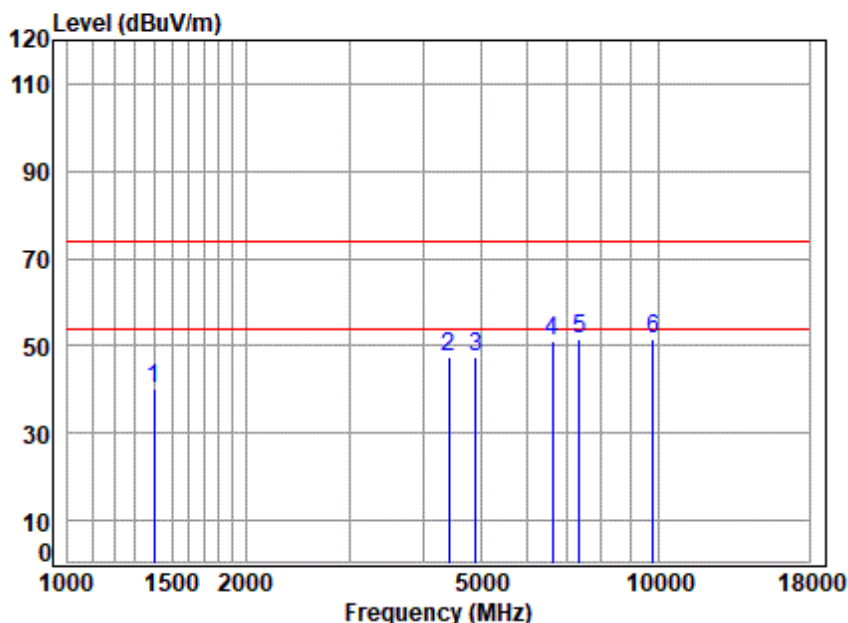


Site : chamber  
Condition: 3m HORIZONTAL  
Job No : 00028CR/00029CR  
Mode : 2452 TX RSE  
Note : 2.4G WIFI 11N40

	Freq	Cable Loss	Ant Factor	Preamp Factor	Read Level	Level	Limit Line	Over Limit	Remark
	MHz	dB	dB/m	dB	dBuV	dBuV/m	dBuV/m	dB	
1	1494.455	3.25	25.78	39.95	57.03	46.11	74.00	-27.89	peak
2	3992.781	6.27	32.69	41.40	51.85	49.41	74.00	-24.59	peak
3	4904.000	7.20	34.09	42.22	47.54	46.61	74.00	-27.39	peak
4	6934.778	8.51	35.86	41.74	49.56	52.19	74.00	-21.81	peak
5	7356.000	8.88	36.19	41.37	47.81	51.51	74.00	-22.49	peak
6	9808.000	10.75	37.79	37.42	41.68	52.80	74.00	-21.20	peak



Test Mode: 01; Polarity: Vertical; Modulation:802.11n; Bandwidth:40MHz; Channel:High



Site : chamber  
Condition: 3m VERTICAL  
Job No : 00028CR/00029CR  
Mode : 2452 TX RSE  
Note : 2.4G WIFI 11N40

	Freq	Cable Loss	Ant Factor	Preamp Factor	Read Level	Level	Limit Line	Over Limit	Remark
	MHz	dB	dB/m	dB	dBuV	dBuV/m	dBuV/m	dB	
1	1398.336	3.10	25.42	39.89	51.30	39.93	74.00	-34.07	peak
2	4417.841	6.68	33.46	41.80	49.31	47.65	74.00	-26.35	peak
3	4904.000	7.20	34.09	42.22	48.51	47.58	74.00	-26.42	peak
4	6621.375	8.34	35.67	41.95	49.27	51.33	74.00	-22.67	peak
5	7356.000	8.88	36.19	41.37	48.03	51.73	74.00	-22.27	peak
6	9808.000	10.75	37.79	37.42	40.59	51.71	74.00	-22.29	peak



## 8 Test Setup Photo

Please refer to setup photos.

## 9 EUT Constructional Details (EUT Photos)

Please Refer to external and internal photos for details.



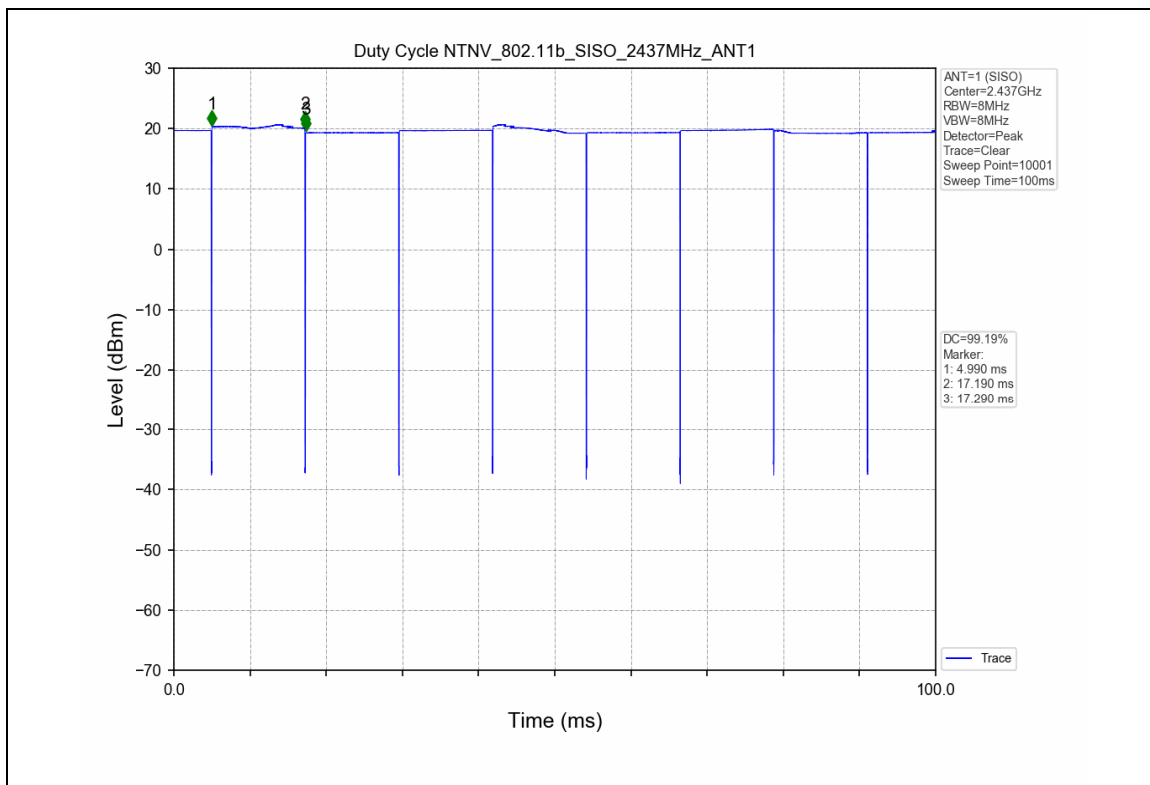
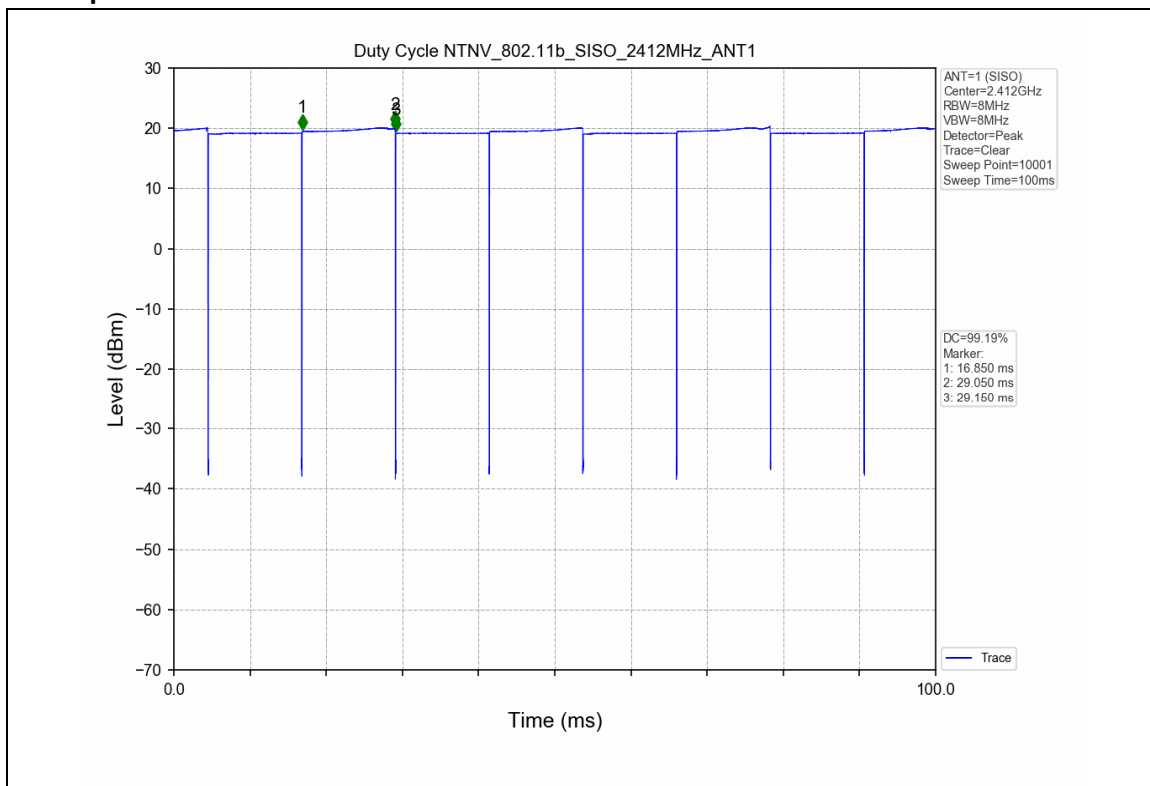
## 10 Appendix1 for 15.247- Dock WLAN(Station mode)

### 1. Duty Cycle

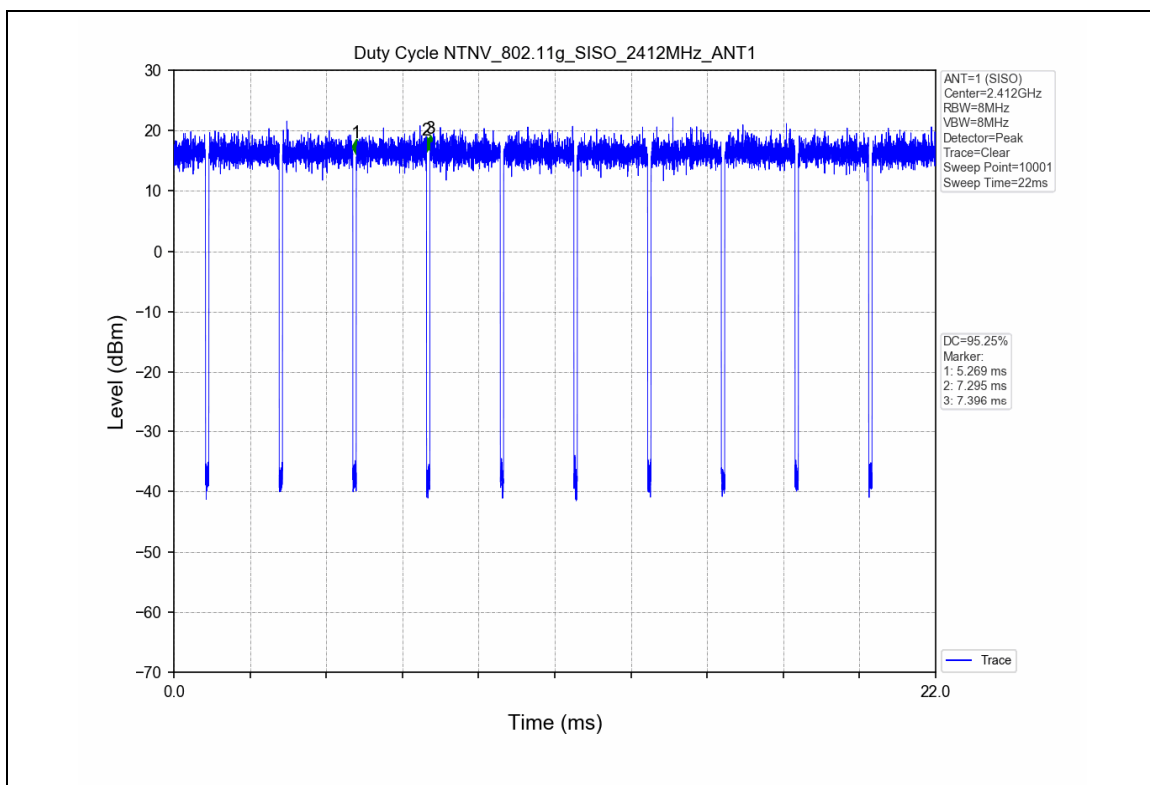
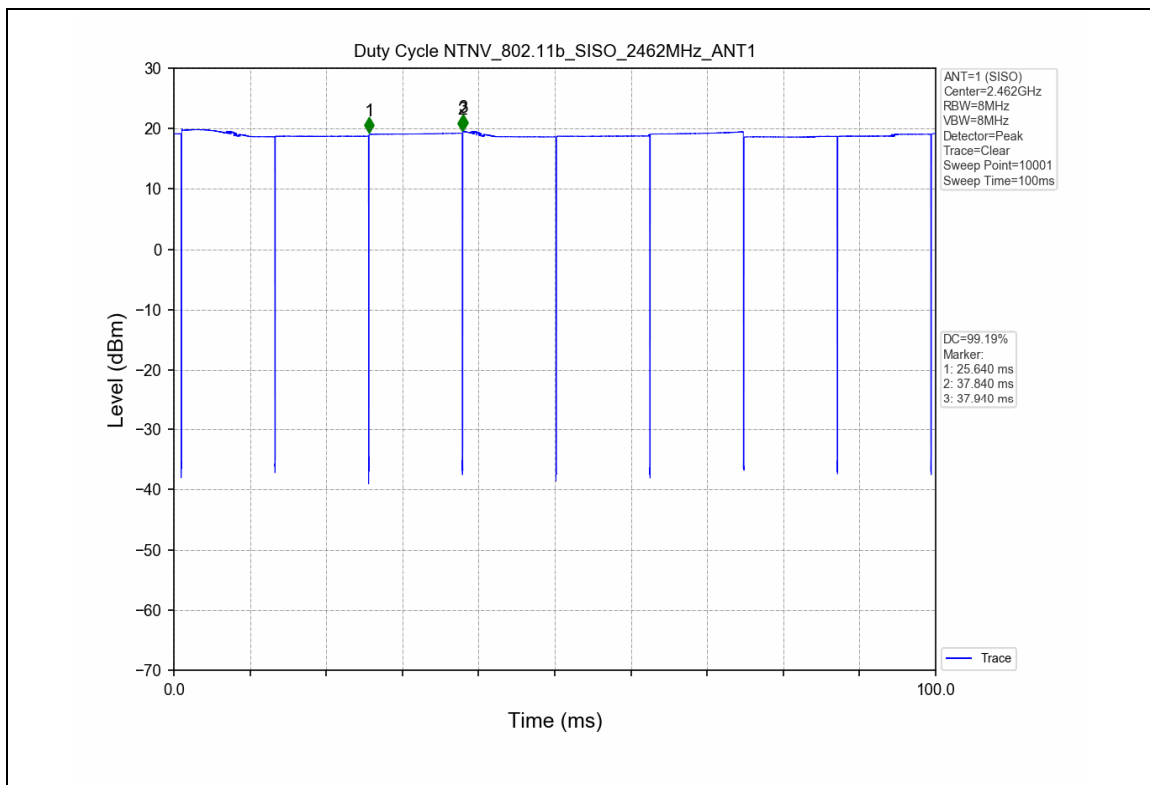
#### 1.1 Test Result

Test Mode	Channel Frequency(MHz)	TX Type	ANT No.	T_on (ms)	Period (ms)	Duty Cycle (%)	Duty Cycle Correction Factor (dB)
802.11b	2412	SISO	1	12.200	12.300	99.19	0.04
	2437	SISO	1	12.200	12.300	99.19	0.04
	2462	SISO	1	12.200	12.300	99.19	0.04
802.11g	2412	SISO	1	2.026	2.127	95.25	0.21
	2437	SISO	1	2.026	2.127	95.25	0.21
	2462	SISO	1	2.026	2.127	95.25	0.21
802.11n(HT20)	2412	MIMO	1	1.858	1.963	94.65	0.24
	2437	MIMO	1	1.888	1.992	94.78	0.23
	2462	MIMO	1	1.888	1.994	94.68	0.24
802.11n(HT40)	2422	MIMO	1	0.901	1.003	89.83	0.47
	2437	MIMO	1	0.928	1.032	89.92	0.46
	2452	MIMO	1	0.901	1.003	89.83	0.47

### 1.2 Test Graph

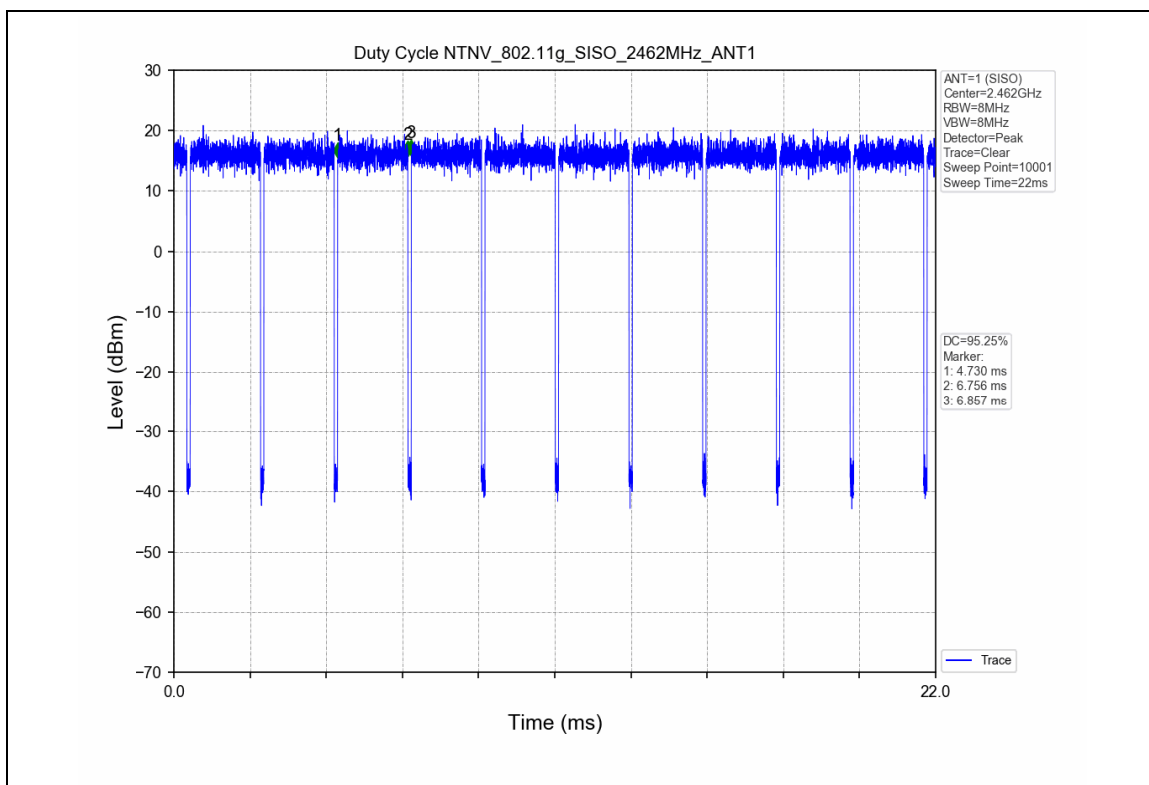
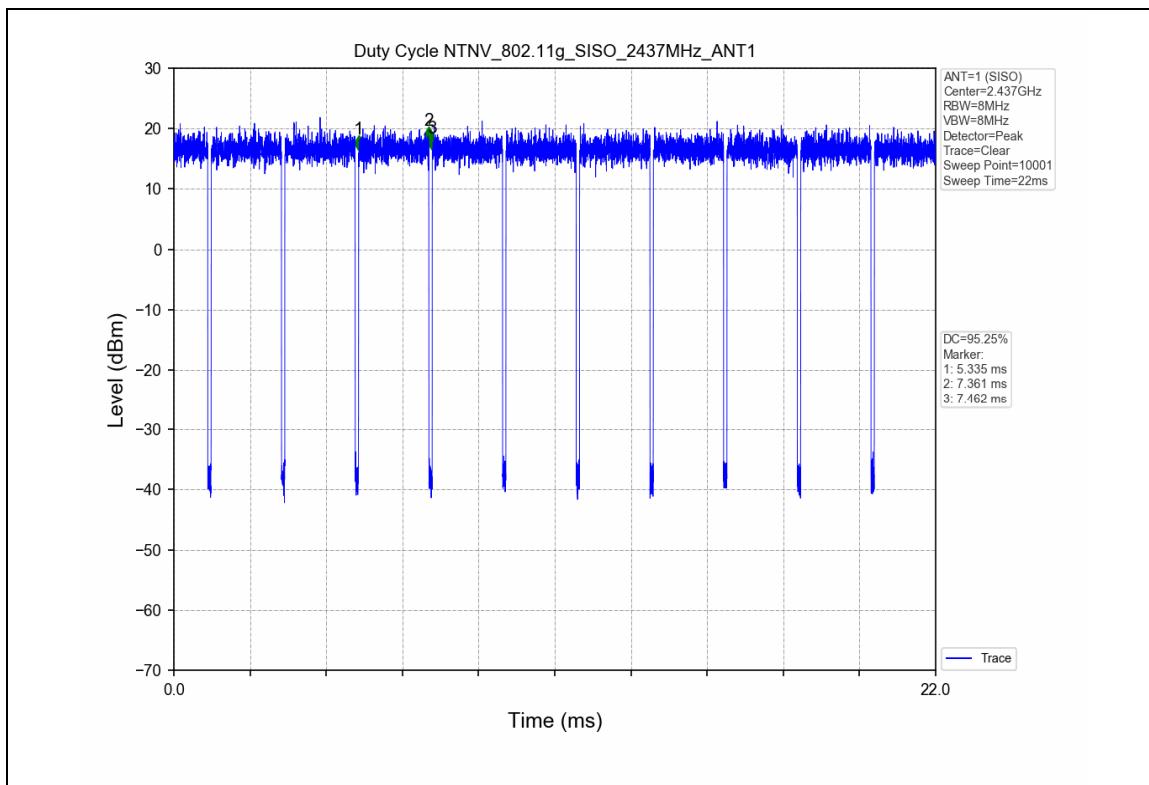


Unless otherwise agreed in writing, this document is issued by the Company subject to its General Conditions of Service printed overleaf, available on request or accessible at <http://www.sgs.com/en/Terms-and-Conditions.aspx> and, for electronic format documents, subject to Terms and Conditions for Electronic Documents at <http://www.sgs.com/en/Terms-and-Conditions/Terms-e-Documents.aspx>. Attention is drawn to the limitation of liability, indemnification and jurisdiction issues defined therein. Any holder of this document is advised that information contained hereon reflects the Company's findings at the time of its intervention only and within the limits of Client's instructions, if any. The Company's sole responsibility is to its Client and this document does not exonerate parties to a transaction from exercising all their rights and obligations under the transaction documents. This document cannot be reproduced except in full, without prior written approval of the Company. Any unauthorized alteration, forgery or falsification of the content or appearance of this document is unlawful and offenders may be prosecuted to the fullest extent of the law. Unless otherwise stated the results shown in this test report refer only to the sample(s) tested and such sample(s) are retained for 30 days only.



Unless otherwise agreed in writing, this document is issued by the Company subject to its General Conditions of Service printed overleaf, available on request or accessible at <http://www.sgs.com/en/Terms-and-Conditions.aspx> and, for electronic format documents, subject to Terms and Conditions for Electronic Documents at <http://www.sgs.com/en/Terms-and-Conditions/Terms-e-Documents.aspx>. Attention is drawn to the limitation of liability, indemnification and jurisdiction issues defined therein. Any holder of this document is advised that information contained hereon reflects the Company's findings at the time of its intervention only and within the limits of Client's instructions, if any. The Company's sole responsibility is to its Client and this document does not exonerate parties to a transaction from exercising all their rights and obligations under the transaction documents. This document cannot be reproduced except in full, without prior written approval of the Company. Any unauthorized alteration, forgery or falsification of the content or appearance of this document is unlawful and offenders may be prosecuted to the fullest extent of the law. Unless otherwise stated the results shown in this test report refer only to the sample(s) tested and such sample(s) are retained for 30 days only.

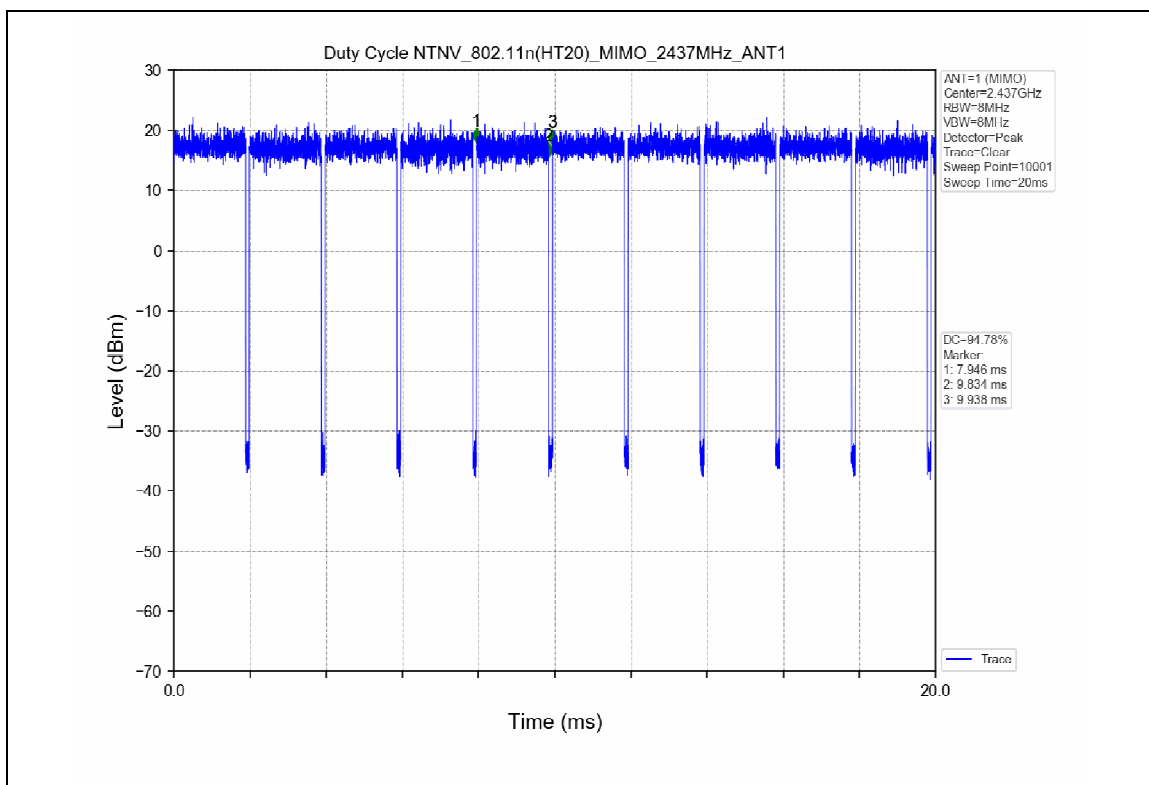
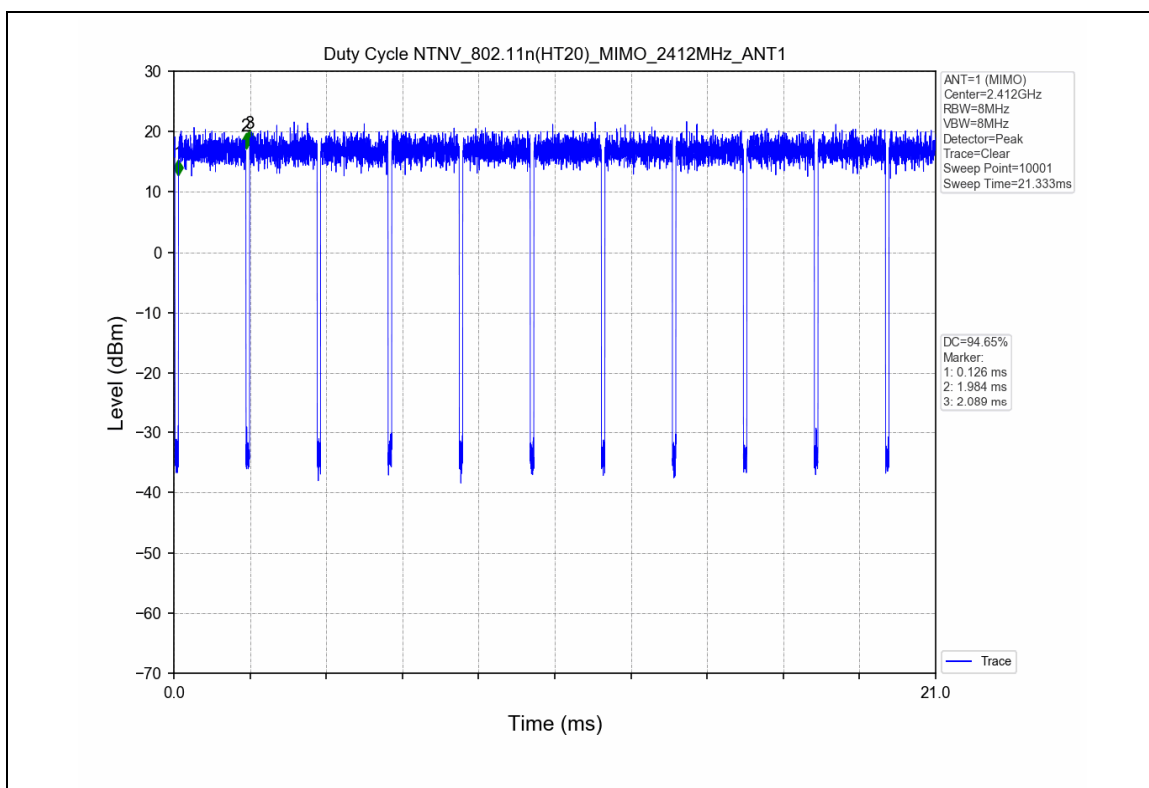
Attention: To check the authenticity of testing / inspection report & certificate, please contact us at telephone: (86-755) 8307 1443, or email: [CN.Doccheck@sgs.com](mailto:CN.Doccheck@sgs.com)



Unless otherwise agreed in writing, this document is issued by the Company subject to its General Conditions of Service printed overleaf, available on request or accessible at <http://www.sgs.com/en/Terms-and-Conditions.aspx> and, for electronic format documents, subject to Terms and Conditions for Electronic Documents at <http://www.sgs.com/en/Terms-and-Conditions/Terms-e-Documents.aspx>. Attention is drawn to the limitation of liability, indemnification and jurisdiction issues defined therein. Any holder of this document is advised that information contained hereon reflects the Company's findings at the time of its intervention only and within the limits of Client's instructions, if any. The Company's sole responsibility is to its Client and this document does not exonerate parties to a transaction from exercising all their rights and obligations under the transaction documents. This document cannot be reproduced except in full, without prior written approval of the Company. Any unauthorized alteration, forgery or falsification of the content or appearance of this document is unlawful and offenders may be prosecuted to the fullest extent of the law. Unless otherwise stated the results shown in this test report refer only to the sample(s) tested and such sample(s) are retained for 30 days only.

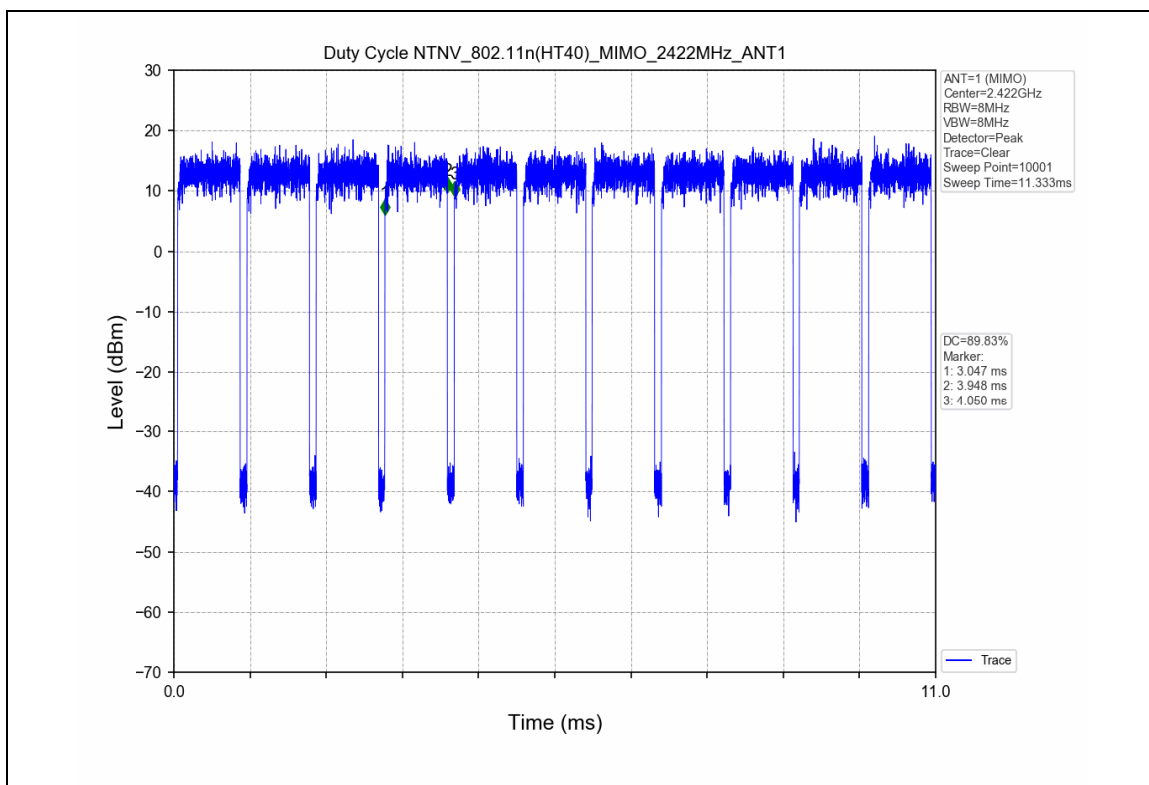
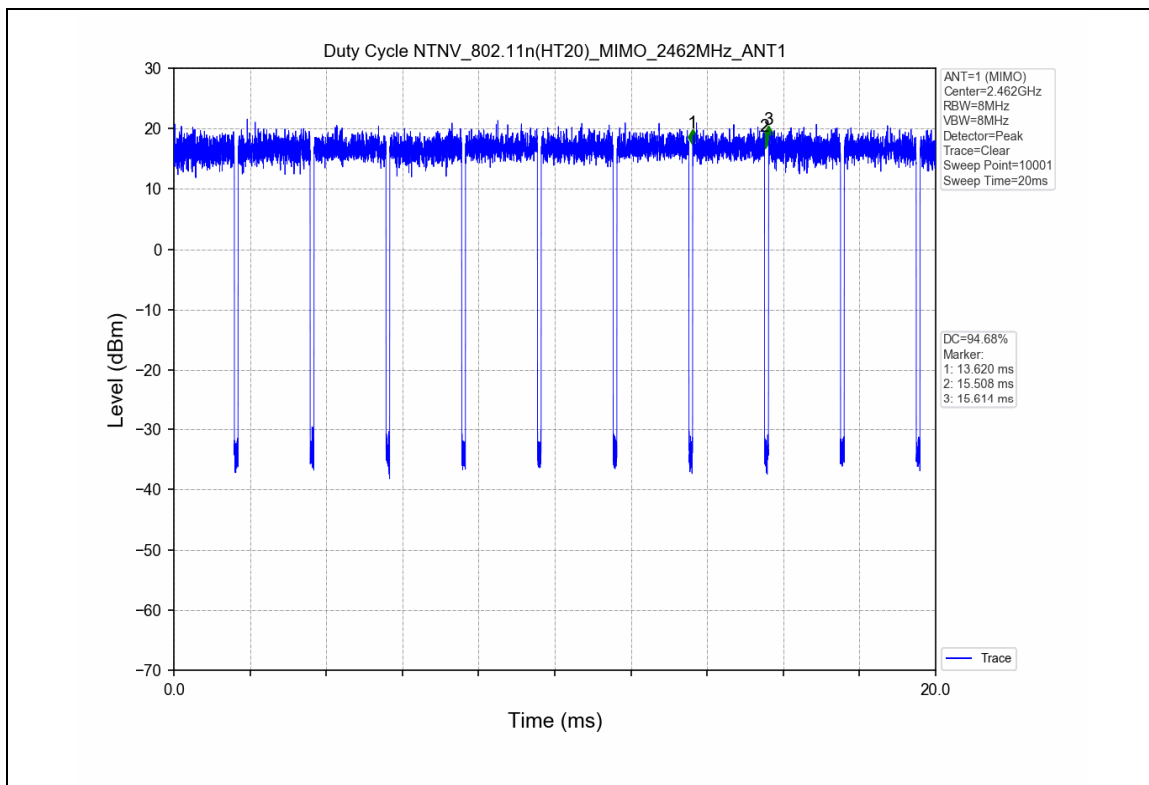
Attention: To check the authenticity of testing / inspection report & certificate, please contact us at telephone: (86-755) 8307 1443, or email: [CN.Doccheck@sgs.com](mailto:CN.Doccheck@sgs.com)





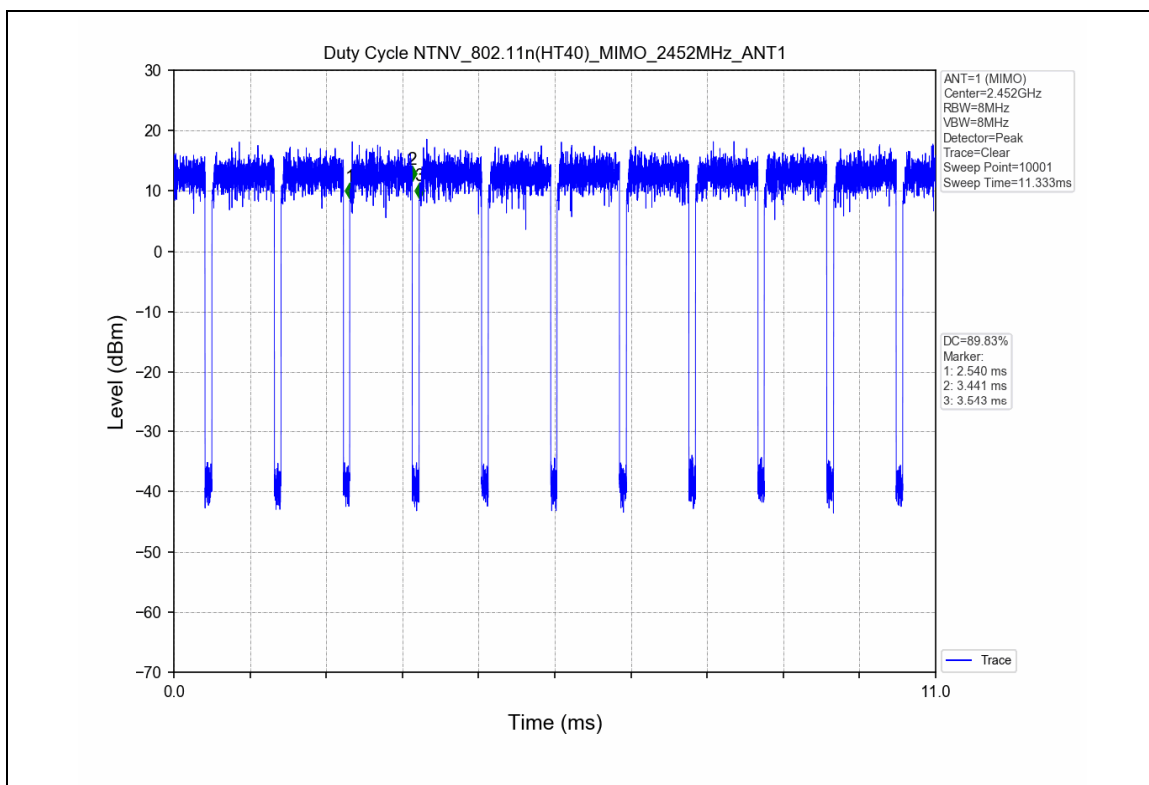
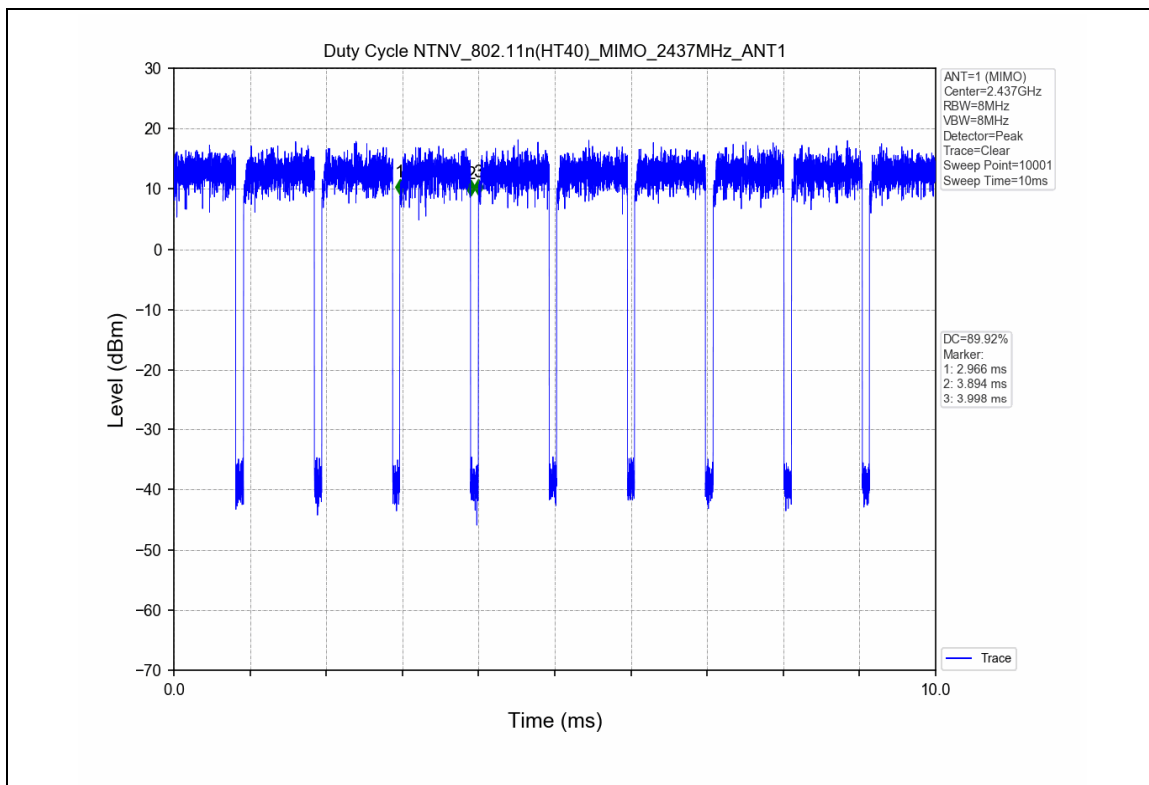
Unless otherwise agreed in writing, this document is issued by the Company subject to its General Conditions of Service printed overleaf, available on request or accessible at <http://www.sgs.com/en/Terms-and-Conditions.aspx> and, for electronic format documents, subject to Terms and Conditions for Electronic Documents at <http://www.sgs.com/en/Terms-and-Conditions/Terms-e-Documents.aspx>. Attention is drawn to the limitation of liability, indemnification and jurisdiction issues defined therein. Any holder of this document is advised that information contained hereon reflects the Company's findings at the time of its intervention only and within the limits of Client's instructions, if any. The Company's sole responsibility is to its Client and this document does not exonerate parties to a transaction from exercising all their rights and obligations under the transaction documents. This document cannot be reproduced except in full, without prior written approval of the Company. Any unauthorized alteration, forgery or falsification of the content or appearance of this document is unlawful and offenders may be prosecuted to the fullest extent of the law. Unless otherwise stated the results shown in this test report refer only to the sample(s) tested and such sample(s) are retained for 30 days only.

Attention: To check the authenticity of testing / inspection report & certificate, please contact us at telephone: (86-755) 8307 1443, or email: [CN.Doccheck@sgs.com](mailto:CN.Doccheck@sgs.com)



Unless otherwise agreed in writing, this document is issued by the Company subject to its General Conditions of Service printed overleaf, available on request or accessible at <http://www.sgs.com/en/Terms-and-Conditions.aspx> and, for electronic format documents, subject to Terms and Conditions for Electronic Documents at <http://www.sgs.com/en/Terms-and-Conditions/Terms-e-Documents.aspx>. Attention is drawn to the limitation of liability, indemnification and jurisdiction issues defined therein. Any holder of this document is advised that information contained hereon reflects the Company's findings at the time of its intervention only and within the limits of Client's instructions, if any. The Company's sole responsibility is to its Client and this document does not exonerate parties to a transaction from exercising all their rights and obligations under the transaction documents. This document cannot be reproduced except in full, without prior written approval of the Company. Any unauthorized alteration, forgery or falsification of the content or appearance of this document is unlawful and offenders may be prosecuted to the fullest extent of the law. Unless otherwise stated the results shown in this test report refer only to the sample(s) tested and such sample(s) are retained for 30 days only.

Attention: To check the authenticity of testing / inspection report & certificate, please contact us at telephone: (86-755) 8307 1443, or email: [CN.Doccheck@sgs.com](mailto:CN.Doccheck@sgs.com)



## 2. Bandwidth

### 2.1 Test Result

Test Mode	Frequency (MHz)	TX Type	ANT No.	6dB Bandwidth		Verdict
				Test Result (MHz)	Limits (MHz)	
802.11b	2412	SISO	1	8.051	≥0.5	PASS
	2437	SISO	1	7.603	≥0.5	PASS
	2462	SISO	1	8.063	≥0.5	PASS
802.11g	2412	SISO	1	15.117	≥0.5	PASS
	2437	SISO	1	15.132	≥0.5	PASS
	2462	SISO	1	15.399	≥0.5	PASS
802.11n(HT20)	2412	MIMO	1	15.166	≥0.5	PASS
	2437	MIMO	1	15.124	≥0.5	PASS
	2462	MIMO	1	14.465	≥0.5	PASS
802.11n(HT40)	2422	MIMO	1	35.149	≥0.5	PASS
	2437	MIMO	1	35.135	≥0.5	PASS
	2452	MIMO	1	35.167	≥0.5	PASS



### 2.2 Test Graph - 6dB Bandwidth

