



Figure 2




Test Setup for Radiated Emissions, 30MHz to 1GHz – Horizontal Polarization




Test Setup for Radiated Emissions, 30MHz to 1GHz – Vertical Polarization

Figure 3



Test Setup for Radiated Emissions, Above 1GHz – Horizontal Polarization




Test Setup for Radiated Emissions, Above 1GHz – Vertical Polarization

Figure 4



Test Setup for Frequency Stability



Test Setup for Frequency Stability