



User Manual

Indoor LED Light Bulb Bluetooth Speaker

Item#

Table of Contents

GENERAL INFORMATION	2
Introduction	2
Features	2
Bluetooth Wireless Communication Technology	2
FCC Compliance	3
Parts Included in the Box	4
 OPERATION INSTRUCTION	 6
Installing the FH-01B	6
Pairing AIR05 with Bluetooth Devices	6
Music Playback	8
 MAINTENANCE	 8
Product Registration	9
Limited Warranty	9
Specifications	10
Trouble Shooting / FAQ	11
Contacting Customer Service	13

Introduction

Thank you for purchasing this Airing Indoor LED Light Bulb Bluetooth Speaker product. This product has been manufactured with the highest standards of safety and quality. Innovative 2 in 1 speaker and LED lighting combo, 5 Watts stereo speaker and 5 watts high efficiency LED light bulb, you surely will enjoy using this speaker!

Features

- Unique innovative design 2-in-1 wireless Bluetooth speaker and LED light bulb
- Supports HSP, HFP, A2DP, AVRCP Bluetooth wireless audio profile, for use with iPhone, iPod touch, iPad and other Bluetooth enabled devices
- Bluetooth Class 2, transmitting / receiving working distance up to 10m
- Support Bluetooth V3.0+EDR, Enhanced Data Transfer
- Pure digital technology, DSP gives your music purity and clarity
- Full function remote control
- BQB approved and fully compatible with other Bluetooth enabled devices

Bluetooth Wireless Communication Technology

Bluetooth is a standard of close range radio-communication technology that was drawn up by Ericsson, IBM, Intel, Nokia and Toshiba. With Bluetooth technology, we can achieve the highest transmission rate among cell phones, computers, printers, PDAs and other devices. The max transmission range of class II is 10 meters while the max transmission range of class I can reach up to 100 meters.

FCC Compliance

This device complies with Part 15 of the FCC Rules. Operation is subject to the following two conditions:

- (1) this device may not cause harmful interference, and
- (2) this device must accept any interference received, including interference that may cause undesired operation.

Note: This equipment has been tested and found to comply with limits for Class B digital device, pursuant to part 15 of the FCC Rules. These limits are designed to provide reasonable protection against harmful interference in a residential installation. This equipment generates, uses and can radiate radio frequency energy and, if not installed and used in accordance with the instructions, may cause harmful interference to radio or television reception, which can be determined by turning the equipment off and on, the user is encouraged to try to correct the interference by one or more of the following measures:

1. Reorient or relocate the receiving antenna.
2. Increase the separation between the equipment and the receiver. Connect the equipment into an outlet on a circuit different from that to which the receiver is connected.
3. Consult the dealer or an experienced radio/TV technician for help.

This Class B digital apparatus complies with Canadian ICES-003.

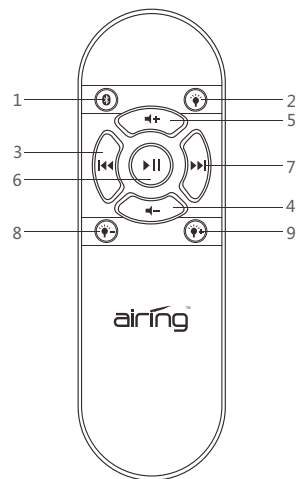
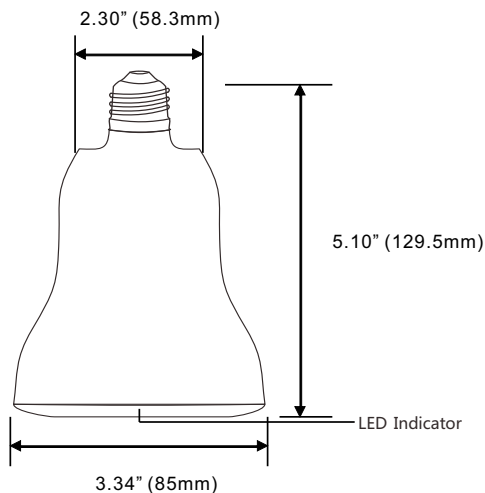
Cet appareil numérique de la classe B est conforme à la norme NMB-003 du Canada.

Any changes or modifications not expressly approved by the party responsible for compliance could void the user's authority to operate this equipment.






Parts Included in the Box

- A. Bluetooth Speaker (x1)
- B. Remote Control (x1)

Overview:



NO.	Icon	Description
1		Enter pairing mode
2		Turn on/off the LED light
3		Skip to previous song
4		Lower the music volume

5		Increase the music volume
6		Play/pause when playing music
7		Skip to next song
8		Decrease the LED lightness
9		Increase the LED lightness

Operation Instruction


1.Installing the FH01B

- Make sure your wall light power switch is at "OFF" position before starting to install AIR05.
- Check your connector type: Air05 speaker is designed to fit into a standard E27 light socket connector.
- With the light switch in OFF position, install FH01B into the light socket and make sure it is snugly in place.
- Once the light bulb is installed securely, turn on the power switch and wait for few seconds for the bulb to light up.

2.Pairing FH01Bwith Bluetooth devices


A. Pairing with a Bluetooth cell phone

Please make sure your cell phone is Bluetooth-enabled. Specific pairing steps may vary with different cell phones. Please refer to the user manual of your cell phone for further information. The general pairing steps are as follows:

- Keep FH01Band Bluetooth cell phone within 1 meter during pairing.
- Switch on FH01B,it will search the last paired device for 1 minutes, and then enters pairing mode automatically, you can hear beep sound after 1 minute, and the blue light flashes once per second when pairing.
- AIR05 will enter standby mode if there is no operation for 5 minutes after power on, Bluetooth LED indicator flashes blue light once per 5 seconds, please press  button for 3 seconds to enter the pairing mode again.
- Turn on your cell phone' s Bluetooth function to search for Bluetooth devices. After the search completes, select "FH01B" from the Bluetooth device list.
- According to indication, enter password or PIN No: "0000" and press "Yes" or "Confirm" .
- After successful pairing, select "FH01B" from the Bluetooth device list and press "Connect" . You will hear beep and blue light will flash once per 5 seconds.

B. Pairing with a Bluetooth stereo transmitter

Different Bluetooth transmitters have different pairing ways. Please refer to the user manual of your Bluetooth transmitter for further information. The general pairing steps are as follows:

- Keep FH01Band Bluetooth transmitter within 1 meter when pairing.
- Switch on FH01B,it will search the last paired device for 1 minutes, and then enters pairing mode automatically, you can hear beep sound after 1 minute, and the blue light flashes once per second when pairing.
- FH01Bwill enter standby mode if there is no operation for 5 minutes after power on, Bluetooth LED indicator flashes blue light once per 5 seconds, please press  button for 3 seconds to enter the pairing mode again.
- The transmitter will search and connect with FH01B automatically. After successful connecting, the Bluetooth LED indicator flashes blue light once per 5 seconds.

3. Music Playback

Connecting with a A2DP cell phone or Bluetooth transmitter

- a) Connect your cell phone or Bluetooth transmitter with FH01B.
- b) You can listen to music from FH01B now when playing it back.

Remarks:

- If there is an incoming call while AIR05 is connected to your cell phone for music playback, it will pause at once when you answer the call and resume after the call ended. (Sometimes it will pause after end the call, it depends on your cell phone.)
- Press **⓪** button for 3 seconds if you want to disconnect the Bluetooth connection, and FH01B will automatically enter pairing mode again.
- If Bluetooth connection is interrupted, also press **⓪** button for 3 seconds to enter pairing mode.
- FH01B can remember the last paired Bluetooth device, when FH01B is in pairing mode, they can pair automatically if the Bluetooth device is in the effective working range or the Bluetooth function is turned on again.

Maintenance

Read the following recommendations before using FH01B. Following these you will be able to enjoy our product for many years.

- Keep it dry and don't take it to damp places so as to avoid the product's internal circuit being affected.
- Keep the product away from direct sunlight or hot places.

High temperature will shorten the life of electronic devices, destroy the battery or distort certain plastic parts.

- Don't expose the product to cold areas. It may damage the internal circuit board.
- Don't try to disassemble the product as it may get damaged if you are not professional.
- Don't let it fall down onto the floor or other hard surfaces. The internal circuit might get damaged.
- Don't use intensive chemical products or detergent to clean the product.
- Don't scratch the surface with sharp things.

Product Registration

- Thank you for purchasing Airing Indoor LED Light Bulb Bluetooth Speaker. Please register your product at www.unistrongusainc.com for your warranty.
- Please reference your item# _____ and/or UPC (851489004054) to register it.
- For technical assistance and more information, please feel free to contact FEI HAO technical support or customer service at www.feihao88.com

Limited Warranty

The manufacturer warrants this product to be free from defects in materials and workmanship for a period of one (1) year from date of purchase. This warranty applies only to the original consumer purchaser and only to products used in normal use and service. If this product is found to be defective, the manufacturer's only obligation, and your exclusive remedy, is the repair or replacement of the product at the manufacturer's discretion, provided that the

product has not been damaged through misuse, abuse, accident, modifications, alterations, neglect or mishandling. This warranty shall not apply to any product that is found to have been improperly installed, set-up, or used in any way not in accordance with the instructions supplied with the product. This warranty shall not apply to a failure of the product as a result of an accident, misuse, abuse, negligence, alteration, or faulty installation, or any other failure not relating to faulty material or workmanship. This warranty shall not apply to the finish on any portion of the product, such as surface and/or weathering, as this is considered normal wear and tear. The manufacturer does not warrant and specially disclaims any liability and shall not be liable for any consequential or incidental loss or damage, including any labor/ expense costs involved in the replacement or repair of said product.

Specifications

Bluetooth Version	V3.0+EDR
Bluetooth Profile	HSP, HFP, A2DP, AVRCP
Frequency Response	80Hz-20kHz
Operating Distance	10 meters, class II
Working Temperature	0°C~50°C
Storage Temperature	-20°C~60°C (in the original packing box)
Dimensions	Φ3.34" x 5.10"H
Weight	0.51 lbs

Trouble Shooting / FAQ

Problem	Solution
The LED bulb cannot be lighted up.	<ol style="list-style-type: none"> 1. Make sure the light bulb is installed correctly and securely. 2. Make sure the light switch is at ON position. 3. Make sure the light socket is a standard E27.
There's no Bluetooth link between my device and FH01B.	<ol style="list-style-type: none"> 1. Ensure FH01B already entered pairing mode. 2. Ensure the Bluetooth device is in the effective working range. 3. Delete the FH01B name entry from your Bluetooth device paired memory list and re-pair your device with FH01B. 4. Ensure that both your Bluetooth device and FH01B are not connected to any other devices. 5. On some Bluetooth device, you may need to select FH01B as your default output device after pairing is completed.
There is no music coming out of the Bulb.	<ol style="list-style-type: none"> 1. Verify that there is electricity to the Bulbs. 2. Double check whether the correct music source is selected. 3. Try to re-pair the bulb with your Bluetooth device. 4. Do not install these bulbs on a socket with dimmer switch.
The sound of FH01B crackles or has a loud hum or buzzing.	<ol style="list-style-type: none"> 1. Turn your Bluetooth device or other source component's volume down. 2. Move the unit away from potential interference sources, such as microwave ovens, fluorescent lights, etc.

Trouble Shooting / FAQ

Problem	Solution
FH01B has no sound.	<ol style="list-style-type: none">1.Verify that the volume is not muted.2.Verify that there is no other device connected to FH01B.3.Check the connection between your Bluetooth device and FH01B.4.Try to restart AIR05 or your Bluetooth device.
How far is the effective range between FH01B and a Bluetooth device?	According to the Bluetooth standard, the maximum controllable range of Class II speaker is 10 meters. But it varies under different environments and depends on the paired cell phone.
What is A2DP?	A2DP means the Advanced Audio Distribution Profile. It's a Bluetooth profile that allows the wireless transmission of stereo audio from an A2DP source to an A2DP receiver.
What is AVRCP?	AVRCP means the Audio/Video Remote Control Profile. It's a Bluetooth profile that allows Bluetooth devices to control media playback on remote devices. It's typically used with A2DP devices for next/previous track selection and pause/play functions.

Contacting Customer Service



Still have questions?

Please feel free to contact our customer service.

FEIHAO

DONGGUAN FEIHAO INDUSTRIALIST CO.,LTD

No.8,Fengyi Road,Dakan Village,Huangjiang,DongGuan,China

Toll Free Number: 0769-89029933

Website: www.feihao88.com

Customer Service Hours: Monday – Friday

8:00am PST to 5:00pm PST

Closed on public holiday