


10 Exhibit B – Test Setup Photographs


10.1 Radiated Emission below 1 GHz Rear View




10.2 Radiated Emission below 1 GHz Front View




10.3 Radiated Emission from 1 GHz to 18 GHz Rear View



10.4 Radiated Emission from 1 GHz to 18 GHz Front View




10.5 Radiated Emission from 18 GHz to 26 GHz Rear View



10.6 Radiated Emission from 18 GHz to 26 GHz Front View




10.7 Radiated Emission from 26 GHz to 40 GHz Rear View



10.8 Radiated Emission from 26 GHz to 40 GHz Front View




10.9 Radiated Emission from 40 GHz to 60 GHz Rear View



10.10 Radiated Emission from 40 GHz to 60 GHz Front View




10.11 Radiated Emission from 60 GHz to 90 GHz Rear View



10.12 Radiated Emission from 60 GHz to 90 GHz Front View




10.13 Radiated Emission from 90 GHz to 100 GHz Rear View



10.14 Radiated Emission from 90 GHz to 100 GHz Front View



10.15 AC line Conducted Emission Side View



10.16 AC line Conducted Emission Front View

