







Annex E. Photographs

E.1 Test Sample

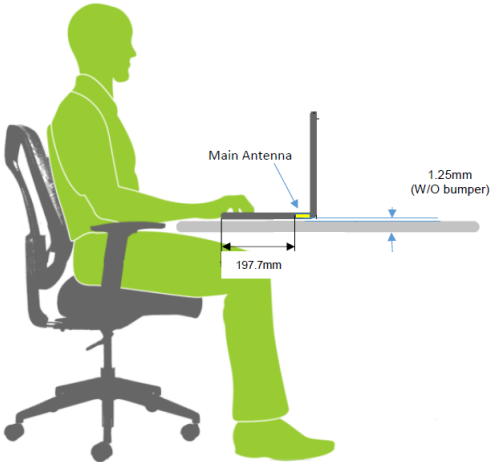
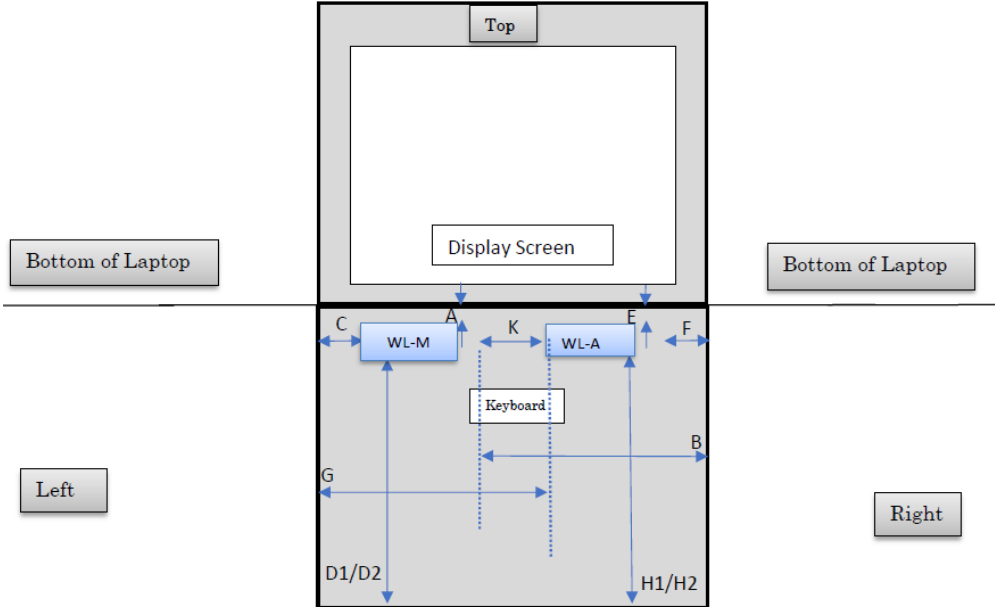
Front Sample 240806-03.S08	Back Sample 240806-03.S08
	
Laptop Sample 240806-03.S08	
	



E.2 Test positions


Front	Front (side)
	

E.3 Antenna host platform location and adjacent edge positions relative to the body

Antenna Host Platform location #1	Antenna Host Platform location #2																																																				
	<table><tr><th colspan="4">Minimum Separation Distance</th></tr><tr><th>Item</th><th>Antenna</th><th>Position</th><th>Distance (mm)</th></tr><tr><td>A</td><td>WLAN-Main</td><td>to Top</td><td>1.16mm</td></tr><tr><td>B</td><td>WLAN-Main</td><td>to Right</td><td>218.55mm</td></tr><tr><td>C</td><td>WLAN-Main</td><td>to Left</td><td>29.95mm</td></tr><tr><td>D-1</td><td>WLAN-Main</td><td>to Bottom of Laptop (Include Bumper)</td><td>3.35mm</td></tr><tr><td>D-2</td><td>WLAN-Main</td><td>to Bottom of Laptop (NOT include Bumper)</td><td>1.25mm</td></tr><tr><td>E</td><td>WLAN-Aux</td><td>to Top</td><td>1.16mm</td></tr><tr><td>F</td><td>WLAN-Aux</td><td>to Right</td><td>29.95 mm</td></tr><tr><td>G</td><td>WLAN-Aux</td><td>to Left</td><td>218.55mm</td></tr><tr><td>H-1</td><td>WLAN-Aux</td><td>to Bottom of Laptop (Include Bumper)</td><td>3.35mm</td></tr><tr><td>H-1</td><td>WLAN-Aux</td><td>to Bottom of Laptop (NOT include Bumper)</td><td>1.25mm</td></tr><tr><td>K</td><td>WLAN Main</td><td>to WLAN Aux</td><td>117.2mm</td></tr></table>	Minimum Separation Distance				Item	Antenna	Position	Distance (mm)	A	WLAN-Main	to Top	1.16mm	B	WLAN-Main	to Right	218.55mm	C	WLAN-Main	to Left	29.95mm	D-1	WLAN-Main	to Bottom of Laptop (Include Bumper)	3.35mm	D-2	WLAN-Main	to Bottom of Laptop (NOT include Bumper)	1.25mm	E	WLAN-Aux	to Top	1.16mm	F	WLAN-Aux	to Right	29.95 mm	G	WLAN-Aux	to Left	218.55mm	H-1	WLAN-Aux	to Bottom of Laptop (Include Bumper)	3.35mm	H-1	WLAN-Aux	to Bottom of Laptop (NOT include Bumper)	1.25mm	K	WLAN Main	to WLAN Aux	117.2mm
Minimum Separation Distance																																																					
Item	Antenna	Position	Distance (mm)																																																		
A	WLAN-Main	to Top	1.16mm																																																		
B	WLAN-Main	to Right	218.55mm																																																		
C	WLAN-Main	to Left	29.95mm																																																		
D-1	WLAN-Main	to Bottom of Laptop (Include Bumper)	3.35mm																																																		
D-2	WLAN-Main	to Bottom of Laptop (NOT include Bumper)	1.25mm																																																		
E	WLAN-Aux	to Top	1.16mm																																																		
F	WLAN-Aux	to Right	29.95 mm																																																		
G	WLAN-Aux	to Left	218.55mm																																																		
H-1	WLAN-Aux	to Bottom of Laptop (Include Bumper)	3.35mm																																																		
H-1	WLAN-Aux	to Bottom of Laptop (NOT include Bumper)	1.25mm																																																		
K	WLAN Main	to WLAN Aux	117.2mm																																																		
Antenna Host Platform location #3																																																					
																																																					

E.4 Phantom liquid level during measurements

ELI phantom Head liquid SPEAG HBBL600-10000V6 Batch -230425-2



End of the report

This page is intentionally left blank and marks the last page of the test report.