


## Testing Appendix


### EUT Setup Photos

Model Name: NP960QHA, NP964QHA, NT960QHA, NT960QHZ, NT961QHA

< Laptop >




Bottom of EUT with 0mm Gap




Bottom of EUT Power Density Setting

## Testing Appendix

< Tablet >




**Rear Face of EUT with 0mm Gap**




**Left Side of EUT with 0mm Gap**

## Testing Appendix




**Right Side of EUT with 0mm Gap**

## Testing Appendix



**Left Side of EUT Power Density Setting**



**Right Side of EUT Power Density Setting**



## Testing Appendix

### Photographs of EUT <Laptop Mode>



Front Side of EUT



Rear Side of EUT

## Testing Appendix

---



**Top Side of EUT**



**Bottom Side of EUT**

## Testing Appendix

---



**Left Side of EUT**



**Right Side of EUT**

## Testing Appendix



**Inside of EUT**



## Testing Appendix

### <Tablet Mode>



Front Side of EUT



Rear Side of EUT

## Testing Appendix

---



**Top Side of EUT**



**Bottom Side of EUT**

## Testing Appendix

---



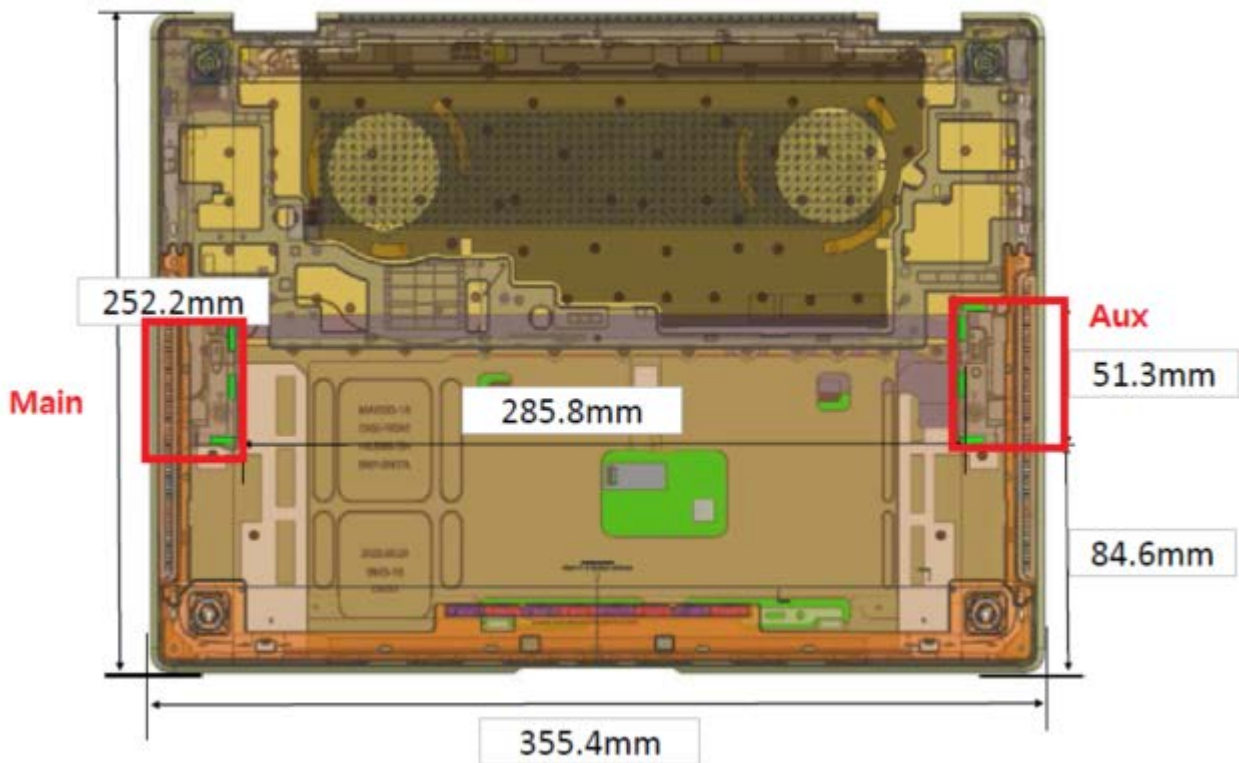
**Left Side of EUT**



**Right Side of EUT**

## Testing Appendix

### Antenna Location



Antenna	To left Side (mm)	To Right Side (mm)	To Top Side (mm)	To Bottom Side (mm)
<b>Ant Aux</b>	0	320.6	116.3	84.6
<b>Ant Main</b>	320.6	0	116.3	84.6